# 217 WEST 57TH STREET
# NEW YORK, NY

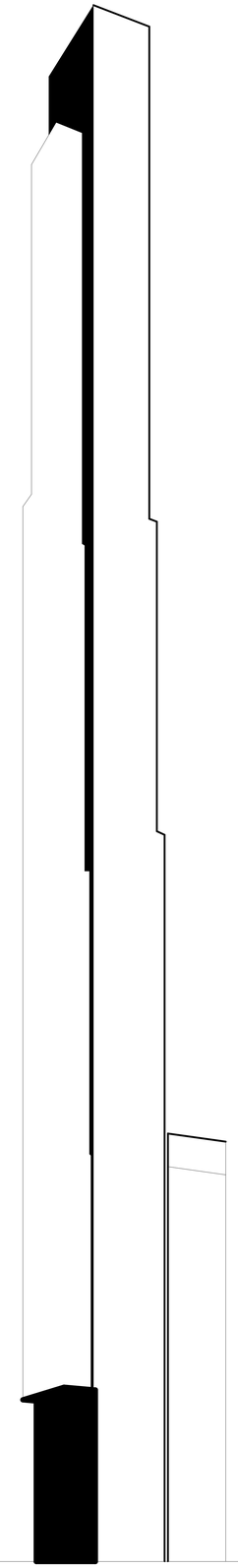

**DEVELOPER:**


***EXTELL DEVELOPMENT COMPANY***
805 Third Avenue, 7th Floor
New York, NY 10022 USA
TEL: 212 712 6000
FAX: 212 712 6100


ARCHITECT OF RECORD:


***AAI ARCHITECTS, P.C.***
401 Wellington St. W., 3rd Floor
Toronto, ON M5V 1E7 Canada
TEL: 416 967 1500
FAX: 416 967 7150


DESIGN ARCHITECT:


***Adrian Smith + Gordon Gill Architecture***
111 West Monroe Street Suite 2300
Chicago IL 60603 USA
TEL: 312 920 1888
FAX: 312 920 1775


INTERIOR DESIGNER:


***Rottet Architecture and Design Stuido, PLLC***
298 Fifth Ave, 7th Floor
New York, NY 10001 USA
TEL: 646 998 7000


STRUCTURAL ENGINEERS:


***WSP CANTOR SEINUK***
228 EAST 45th Street
New York, NY 10017 USA
TEL: 212 687 9888
FAX: 646 487 5501


MEP ENGINEERS:


***AKF GROUP***
1501 Broadway
New York, NY 10036 USA
TEL: 212 354 5656
FAX: 212 354 5668


GEOTECHNICAL ENGINEERS:


***Langan Engineering & Environmental Services***
21 Penn Plaza - 360 West 31st Street, 8th Floor
New York, NY 10001-2727 USA
TEL: 212 479 5400
FAX: 212 479 5444


CODE CONSULTANT:


***Construction Consulting Associates***
100 Church Street
New York, NY 10007 USA
TEL: 212 385 1818
FAX: 212 385 1911


CURTAIN WALL CONSULTANT:


***AJLP Consulting***
40 Worth Street Suite 826
New York, NY 10013 USA
TEL: 212 757 5659
FAX: 212 219 8508


LANDMARK/PRESERVATION CONSULTANT:


***Jan Hird Pokorny Associates, Inc.***
39 West 37th Street, 12A
New York, NY 10018
TEL: 212 759 6462
FAX: 212 759 6540


**ARCHITECTURAL - 03 OCTOBER 2016 - D.O.B. AMENDMENT 3**

DEPT OF BLDGS 121328205 Job Number
ES519901343 Scan Code

36" x 48" Arch E - SHEET SIZE

| DWG. NO. | DWG. NO. | DRAWING TITLE | REV |
|---|---|---|---|
| 1 | G-001 | DRAWING LIST | 03 |
| | Z-001 | SITE PLAN/ ROOF PLAN | 01 |
| 2 | Z-002 | ZONING CALCULATIONS | 02 |
| 3 | Z-003 | FLOOR AREA SCHEDULE | 02 |
| | Z-004 | SURVEY | 00 |
| 4 | Z-005 | BUILDING SECTIONS | 02 |
| | Z-006 | ZONING FLOOR AREA PLAN AND DEDUCTIONS LOT 23, LOT 27 (EXISTING) | 00 |
| | Z-007 | ZONING FLOOR AREA PLAN AND DEDUCTIONS LOT 36, LOT 37 (EXISTING) | 00 |
| 5 | Z-008 | ZONING FLOOR AREA PLAN AND DEDUCTIONS SUBCELLARS, 2, 1, CELLAR | 02 |
| 6 | Z-009 | ZONING FLOOR AREA PLAN AND DEDUCTIONS GROUND, 2ND, 3RD FLOOR | 02 |
| 7 | Z-010 | ZONING FLOOR AREA PLAN AND DEDUCTIONS 4TH, 5TH, 6TH FLOOR | 02 |
| 8 | Z-011 | ZONING FLOOR AREA PLAN AND DEDUCTIONS 7TH, 8TH, 9TH FLOOR | 02 |
| 9 | Z-012 | ZONING FLOOR AREA PLAN AND DEDUCTIONS 10TH, 10TH INTER 1, 10TH INTER 2, 11TH, 12TH FLOOR | 02 |
| 10 | Z-013 | ZONING FLOOR AREA PLAN AND DEDUCTIONS 13TH, 14TH, 15TH FLOOR | 02 |
| 11 | Z-014 | ZONING FLOOR AREA PLAN AND DEDUCTIONS 16TH, 17TH, 18TH FLOOR | 02 |
| 12 | Z-015 | ZONING FLOOR AREA PLAN AND DEDUCTIONS 19TH, 20TH, 21ST FLOOR | 02 |
| 13 | Z-016 | ZONING FLOOR AREA PLAN AND DEDUCTIONS 22ND, 23RD, 24TH FLOOR | 02 |
| 14 | Z-017 | ZONING FLOOR AREA PLAN AND DEDUCTIONS 25TH, 26TH, 27TH FLOOR | 02 |
| 15 | Z-018 | ZONING FLOOR AREA PLAN AND DEDUCTIONS 28TH, 29TH, 30TH FLOOR | 02 |
| 16 | Z-019 | ZONING FLOOR AREA PLAN AND DEDUCTIONS 31ST, 32ND, 33RD FLOOR | 02 |
| 17 | Z-020 | ZONING FLOOR AREA PLAN AND DEDUCTIONS 34TH, 35TH, 36TH FLOOR | 02 |
| 18 | Z-021 | ZONING FLOOR AREA PLAN AND DEDUCTIONS 37TH, 38TH, 39TH FLOOR | 02 |
| 19 | Z-022 | ZONING FLOOR AREA PLAN AND DEDUCTIONS 40TH, 41ST, 42ND FLOOR | 02 |
| 20 | Z-023 | ZONING FLOOR AREA PLAN AND DEDUCTIONS 43RD, 44TH, 45TH FLOOR | 02 |
| 21 | Z-024 | ZONING FLOOR AREA PLAN AND DEDUCTIONS 46TH, 47TH, 48TH FLOOR | 02 |
| 22 | Z-025 | ZONING FLOOR AREA PLAN AND DEDUCTIONS 49TH, 50TH, 51ST FLOOR | 02 |
| 23 | Z-026 | ZONING FLOOR AREA PLAN AND DEDUCTIONS 52ND, 53RD, 54TH FLOOR | 02 |
| 24 | Z-027 | ZONING FLOOR AREA PLAN AND DEDUCTIONS 55TH, 56TH, 57TH FLOOR | 02 |
| 25 | Z-028 | ZONING FLOOR AREA PLAN AND DEDUCTIONS 58TH, 59TH, 60TH FLOOR | 02 |
| 26 | Z-029 | ZONING FLOOR AREA PLAN AND DEDUCTIONS 61ST, 62ND, 63RD FLOOR | 02 |
| 27 | Z-030 | ZONING FLOOR AREA PLAN AND DEDUCTIONS 64TH, 65TH, 66TH FLOOR | 02 |
| 28 | Z-031 | ZONING FLOOR AREA PLAN AND DEDUCTIONS 67TH, 67TH INTER, 68TH, 69TH, 70TH FLOOR | 02 |
| 29 | Z-032 | ZONING FLOOR AREA PLAN AND DEDUCTIONS 71ST, 72ND, 73RD FLOOR | 02 |
| 30 | Z-033 | ZONING FLOOR AREA PLAN AND DEDUCTIONS 74TH, 75TH, 76TH FLOOR | 02 |
| 31 | Z-034 | ZONING FLOOR AREA PLAN AND DEDUCTIONS 77TH, 78TH, 79TH FLOOR | 02 |
| 32 | Z-035 | ZONING FLOOR AREA PLAN AND DEDUCTIONS 80TH, 81ST, 82ND FLOOR | 02 |
| 33 | Z-036 | ZONING FLOOR AREA PLAN AND DEDUCTIONS 83RD, 84TH, 85TH FLOOR | 02 |
| 34 | Z-037 | ZONING FLOOR AREA PLAN AND DEDUCTIONS 86TH, 87TH, 88TH FLOOR | 02 |
| 35 | Z-038 | ZONING FLOOR AREA PLAN AND DEDUCTIONS 89TH, 90TH, 91ST, 92ND FLOOR | 02 |
| 36 | Z-039 | ZONING FLOOR AREA PLAN AND DEDUCTIONS 93RD, 94TH, 95TH FLOOR | 02 |
| 37 | Z-040 | ZONING FLOOR AREA PLAN AND DEDUCTIONS 96TH, 97TH, 98TH, 99TH (ROOF) FLOOR | 02 |
| | Z-041 | STREET WALL CONTINUITY C5-3 AND C6-6 WEST 57TH STREET | 02 |
| | Z-042 | STREET WALL CONTINUITY C5-3 BROADWAY | 01 |
| | Z-043 | STREET WALL CONTINUITY C5-1 WEST 58TH STREET | 02 |
| | Z-044 | RETAIL CONTINUITY | 02 |
| 38 | Z-045 | SPECIAL URBAN DESIGN REGULATIONS C5-1 | 03 |
| | Z-046 | SPECIAL URBAN DESIGN REGULATIONS C5-3 | 02 |
| | Z-047 | STREETSCAPE TREE PLANTING | 01 |
| | Z-048 | REAR YARD & REAR YARD EQUIVALENTS-SITE PLAN AND SECTION | 01 |
| | Z-049 | RESIDENTIAL RECREATIONAL SPACE | 01 |
| | Z-050 | C5-1 HEIGHT AND SETBACK-SITE PLAN, SECTIONS AND ELEVATIONS | 01 |
| | Z-051 | ZONING ROOF PLAN AND VIEW POINTS | 01 |
| | Z-052 | SECTION 81-27 ANALYSIS PLAN AND SECTION ANGLES SCORING VIEWPOINT 1 | 01 |
| | Z-053 | SECTION 81-27 ANALYSIS PLAN AND SECTION ANGLES SCORING VIEWPOINT 2 | 01 |
| | Z-054 | SECTION 81-27 ANALYSIS PLAN AND SECTION ANGLES SCORING VIEWPOINT 3 | 01 |
| | Z-055 | SECTION 81-27 ANALYSIS PLAN AND SECTION ANGLES SCORING VIEWPOINT 4 | 01 |
| | Z-056 | SECTION 81-27 ANALYSIS PLAN AND SECTION ANGLES SCORING VIEWPOINT 5 | 01 |
| | Z-057 | SECTION 81-27 ANALYSIS PLAN AND SECTION ANGLES SCORING VIEWPOINT 6 | 01 |
| 39 | A-001 | GENERAL NOTES, STANDARDS AND ABBREVIATIONS | 02 |
| 40 | A-006 | PARTITION SCHEDULE - 1 | 02 |
| 41 | A-007 | PARTITION SCHEDULE - 2 | 02 |
| | A-008 | FIRE STOPPING DETAILS | 01 |
| 42 | A-009 | FIRE STOPPING DETAILS | 02 |
| 43 | A-010 | SITE PLAN / ROOF PLAN | 02 |
| | A-011 | GRIDLINES SETTING OUT PLAN | 01 |
| | A-020 | CODE COMPLIANCE NOTES - 1 | 01 |
| 44 | A-021 | CODE COMPLIANCE NOTES - 2 | 02 |
| | A-022 | CODE COMPLIANCE NOTES - 3 ACCESSIBILITY | 01 |
| 45 | A-031 | SUB CELLAR 3 FLOOR PLAN / BUILDING CODE NOTES (B.O.H. SUPPORT) | 02 |
| | A-032 | SUB CELLAR 2 FLOOR PLAN / BUILDING CODE NOTES (B.O.H. SUPPORT) | 01 |
| | A-033 | SUB CELLAR 1 FLOOR PLAN / BUILDING CODE NOTES (RETAIL) | 01 |
| | A-034 | CELLAR FLOOR PLAN / BUILDING CODE NOTES (RETAIL) | 01 |
| | A-035 | GROUND FLOOR PLAN / BUILDING CODE NOTES (LOBBY) | 03 |
| | A-036 | GROUND FLOOR INTERMEDIATE STAIR TRANSFER PLAN / BUILDING CODE NOTES | 02 |
| | A-037 | 2ND FLOOR PLAN / BUILDING CODE NOTES (RETAIL) | 01 |
| | A-038 | 3RD FLOOR PLAN / BUILDING CODE NOTES (RETAIL) | 01 |
| | A-039 | 4TH FLOOR PLAN / BUILDING CODE NOTES (RETAIL) | 01 |
| | A-040 | 5TH FLOOR PLAN / BUILDING CODE NOTES (RETAIL) | 01 |
| | A-041 | 6TH FLOOR PLAN / BUILDING CODE NOTES (MECHANICAL) | 01 |
| 46 | A-042 | 7TH FLOOR PLAN / BUILDING CODE NOTES (MECHANICAL) | 02 |
| 47 | A-043 | 8TH FLOOR PLAN / BUILDING CODE NOTES (RESIDENTIAL AMENITIES) | 02 |
| 48 | A-044 | 9TH FLOOR PLAN / BUILDING CODE NOTES (MECHANICAL) | 02 |
| 49 | A-045 | 10TH FLOOR PLAN / BUILDING CODE NOTES (RESIDENTIAL AMENITIES) | 02 |
| 50 | A-046 | 10TH INTERMEDIATE, 1, 2, AND 11TH FLOOR BMU PLAN / BUILDING CODE NOTES (STAIR TRANSFER) | 02 |
| 51 | A-047 | 12TH FLOOR PLAN / BUILDING CODE NOTES (MECHANICAL) | 02 |
| 52 | A-048 | 13TH FLOOR PLAN / BUILDING CODE NOTES (RESIDENTIAL - TIER 1A) | 02 |
| 53 | A-049 | 14TH-16TH FLOOR PLAN / BUILDING CODE NOTES (RESIDENTIAL - TIER 1A) | 02 |
| 54 | A-050 | 17TH-18TH FLOOR PLAN / BUILDING CODE NOTES (RESIDENTIAL - TIER 1A) | 01 |
| 55 | A-051 | 19TH FLOOR PLAN / BUILDING CODE NOTES (RESIDENTIAL - TIER 1A) | 01 |
| 56 | A-052 | 20TH FLOOR PLAN / BUILDING CODE NOTES (RESIDENTIAL - TIER 1C SIMPLEX) | 02 |
| 57 | A-053 | 21ST FLOOR PLAN / BUILDING CODE NOTES (RESIDENTIAL - TIER 1C) | 02 |
| 58 | A-054 | 22ND-25TH FLOOR PLAN / BUILDING CODE NOTES (RESIDENTIAL - TIER 1) | 01 |
| 59 | A-055 | 26TH FLOOR PLAN / BUILDING CODE NOTES (RESIDENTIAL - TIER 1) | 01 |
| 60 | A-056 | 27TH FLOOR PLAN / BUILDING CODE NOTES (MECHANICAL) | 02 |
| 61 | A-057 | 28TH FLOOR PLAN / BUILDING CODE NOTES (RESIDENTIAL - TIER 2 SIMPLEX) | 02 |
| 62 | A-058 | 29TH-44TH FLOOR PLAN / BUILDING CODE NOTES (RESIDENTIAL - TIER 2) | 02 |
| 63 | A-059 | 45TH FLOOR PLAN / BUILDING CODE NOTES (RESIDENTAL - TIER 2) | 01 |
| 64 | A-060 | 46TH FLOOR PLAN / BUILDING CODE NOTES (MECHANICAL) | 02 |
| 65 | A-061 | 47TH FLOOR PLAN / BUILDING CODE NOTES (RESIDENTIAL - TIER 3) | 02 |
| 66 | A-062 | 48TH-66TH FLOOR PLAN / BUILDING CODE NOTES (RESIDENTIAL - TIER 3) | 02 |
| 67 | A-063 | 67TH FLOOR PLAN / BUILDING CODE NOTES (MECHANICAL) | 02 |
| 68 | A-064 | 67TH INTERMEDIATE FLOOR PLAN FLOOR PLAN / BUILDING CODE NOTES (MECHANICAL) | 02 |
| 69 | A-065 | 68TH FLOOR PLAN / BUILDING CODE NOTES (AMENITIES - TIER 4) | 01 |
| 70 | A-066 | 69TH FLOOR PLAN / BUILDING CODE NOTES (DUPLEX A - LOWER) | 02 |
| 71 | A-067 | 70TH FLOOR PLAN / BUILDING CODE NOTES (DUPLEX A - UPPER) | 02 |
| 72 | A-068 | 71ST FLOOR PLAN / BUILDING CODE NOTES (RESIDENTIAL - TIER 4) | 02 |
| 73 | A-069 | 72ND-88TH FLOOR PLAN / BUILDING CODE NOTES (RESIDENTIAL - TIER 4) | 02 |
| 74 | A-070 | 89TH FLOOR PLAN / BUILDING CODE NOTES (RESIDENTIAL - TIER 4) | 01 |
| 75 | A-071 | 90TH FLOOR PLAN / BUILDING CODE NOTES (RESIDENTIAL - TIER 4) | 01 |
| 76 | A-072 | 91ST FLOOR PLAN / BUILDING CODE NOTES (PENTHOUSE L1) | 02 |
| 77 | A-073 | 92ND FLOOR PLAN / BUILDING CODE NOTES (PENTHOUSE L2) | 02 |
| 78 | A-074 | 93RD FLOOR PLAN / BUILDING CODE NOTES (PENTHOUSE L3 / MECHANICAL) | 02 |
| 79 | A-075 | 94TH AND 94TH INTERMEDIATE FLOOR PLAN / BUILDING CODE NOTES (PENTHOUSE L4 / MECHANICAL) | 02 |
| 80 | A-076 | 95TH FLOOR PLAN / BUILDING CODE NOTES (EMR) | 02 |
| 81 | A-077 | 96TH FLOOR PLAN / BUILDING CODE NOTES (DAMPER) | 02 |
| 82 | A-079 | 97TH AND 98TH INTERMEDIATE FLOOR PLAN / BUILDING CODE NOTES (MECHANICAL) | 02 |
| 83 | A-080 | 99TH FLOOR AND ROOF PLAN / BUILDING CODE NOTES (ROOF) | 02 |
| 84 | A-081 | OVERALL ROOF PLAN | 02 |
| 85 | A-090 | ENERGY CONSERVATION CODE - ENVELOPE AREAS | 02 |
| | A-091 | ENERGY CONSERVATION CODE - ROOF AREAS | 01 |
| 86 | A-101 | SUB CELLAR 3 FLOOR PLAN (B.O.H. SUPPORT) (MFD-SUB CELLAR 3) | 02 |
| | A-102 | SUB CELLAR 2 FLOOR PLAN (B.O.H. SUPPORT) (MFD-SUB CELLAR 2) | 01 |
| | A-103 | SUB CELLAR 1 FLOOR PLAN (RETAIL) (MFD-SUB CELLAR 1) | 01 |
| | A-104 | CELLAR FLOOR PLAN (RETAIL) (MFD-CELLAR) | 01 |
| | A-105 | GROUND FLOOR PLAN (LOBBY) (MFD-GROUND FLOOR) | 03 |
| | A-106 | GROUND FLOOR PLAN INTERMEDIATE (STAIR TRANSFER) (MFD-GROUND FLOOR INTERMEDIATE) | 02 |
| | A-107 | 2ND FLOOR PLAN (RETAIL) (MFD-2ND FLOOR) | 01 |
| | A-108 | 3RD FLOOR PLAN (RETAIL) (MFD-3RD FLOOR) | 01 |
| | A-109 | 4TH FLOOR PLAN (RETAIL) (MFD-4TH FLOOR) | 01 |
| | A-110 | 5TH FLOOR PLAN (RETAIL) (MFD-5TH FLOOR) | 01 |
| | A-111 | 6TH FLOOR PLAN (MECHANICAL) (MFD-6TH FLOOR) | 01 |
| 87 | A-112 | 7TH FLOOR PLAN (MECHANICAL) (MFD-7TH FLOOR) | 02 |
| 88 | A-113 | 8TH FLOOR PLAN (RESIDENTIAL AMENITIES) (MFD-14TH FLOOR) | 02 |
| 89 | A-114 | 8TH FLOOR PLAN (RESIDENTIAL AMENITIES) (MFD-14TH FLOOR) | 02 |
| 90 | A-115 | 9TH FLOOR PLAN (MECHANICAL) (MFD-15TH FLOOR) | 02 |
| 91 | A-116 | 9TH FLOOR PLAN (MECHANICAL) (MFD-15TH FLOOR) | 02 |
| 92 | A-117 | 10TH FLOOR PLAN (RESIDENTIAL AMENITIES) (MFD-16TH FLOOR) | 02 |
| 93 | A-118 | 10TH FLOOR INTERMEDIATE 1 PLAN (MFD-17TH FLOOR) | 02 |
| 94 | A-119 | 10TH FLOOR INTERMEDIATE 2 PLAN (MFD-18TH FLOOR) | 02 |
| 95 | A-120 | 11TH FLOOR BMU PLAN (MFD-19TH FLOOR) | 02 |
| 96 | A-121 | 12TH FLOOR PLAN (MECHANICAL) (MFD-20TH FLOOR) | 02 |
| 97 | A-122 | 12TH FLOOR PLAN (MECHANICAL) (MFD-20TH FLOOR) | 02 |
| | A-123 | DELETED | 00 |
| | A-124 | DELETED | 00 |
| 98 | A-125 | 13TH FLOOR PLAN (RESIDENTIAL - TIER 1) (MFD-32ND FLOOR) | 02 |
| 99 | A-126 | 13TH FLOOR PLAN (RESIDENTIAL - TIER 1) (MFD-32ND FLOOR) | 02 |
| 100 | A-127 | 14TH-16TH FLOOR PLAN (RESIDENTIAL - TIER 1) (MFD-33RD-35TH FLOOR) | 02 |
| 101 | A-128 | 14TH-16TH FLOOR PLAN (RESIDENTIAL - TIER 1) (MFD-33RD-35TH FLOOR) | 02 |
| 102 | A-129 | 17TH-18TH FLOOR PLAN (RESIDENTIAL - TIER 1) (MFD-36TH-37TH FLOOR) | 02 |
| 103 | A-130 | 17TH-18TH FLOOR PLAN (RESIDENTIAL - TIER 1) (MFD-36TH-37TH FLOOR) | 02 |
| 104 | A-131 | 19TH FLOOR PLAN (RESIDENTIAL - TIER 1) (MFD-38TH FLOOR) | 02 |
| 105 | A-132 | 19TH FLOOR PLAN (RESIDENTIAL - TIER 1) (MFD-38TH FLOOR) | 02 |
| 106 | A-133 | 20TH FLOOR PLAN (RESIDENTIAL - TIER 1) (MFD-39TH FLOOR) | 02 |
| 107 | A-134 | 20TH FLOOR PLAN (RESIDENTIAL - TIER 1) (MFD-39TH FLOOR) | 02 |
| 108 | A-135 | 21ST FLOOR PLAN (RESIDENTIAL - TIER 1) (MFD-43RD FLOOR | 02 |
| 109 | A-136 | 21ST FLOOR PLAN (RESIDENTIAL - TIER 1) (MFD-43RD FLOOR) | 02 |
| 110 | A-137 | 22ND-25TH FLOOR PLAN (RESIDENTIAL - TIER 1) (MFD-45TH-48TH FLOOR) | 02 |
| 111 | A-138 | 22ND-25TH FLOOR PLAN (RESIDENTIAL - TIER 1) (MFD-45TH-48TH FLOOR) | 02 |
| 112 | A-139 | 26TH FLOOR PLAN (RESIDENTIAL - TIER 1) (MFD-49TH FLOOR) | 02 |
| 113 | A-140 | 26TH FLOOR PLAN (RESIDENTIAL - TIER 1) (MFD-49TH FLOOR) | 02 |
| 114 | A-141 | 27TH FLOOR PLAN (MECHANICAL) (MFD-50TH FLOOR) | 02 |
| 115 | A-142 | 27TH FLOOR PLAN (MECHANICAL) (MFD-50TH FLOOR) | 02 |
| 116 | A-143 | 28TH FLOOR PLAN (RESIDENTIAL - TIER 2) (MFD-53RD FLOOR) | 02 |
| 117 | A-144 | 28TH FLOOR PLAN (RESIDENTIAL - TIER 2) (MFD-53RD FLOOR) | 02 |
| 118 | A-145 | 29TH FLOOR PLAN (RESIDENTIAL - TIER 2) (MFD-54TH FLOOR) | 02 |
| 119 | A-146 | 30TH-44TH FLOOR PLAN (RESIDENTIAL - TIER 2) (MFD-55TH-69TH FLOOR) | 02 |
| 120 | A-147 | 45TH FLOOR PLAN (RESIDENTIAL - TIER 2) (MFD-70TH FLOOR) | 02 |
| 121 | A-148 | 46TH FLOOR PLAN (MECHANICAL) (MFD-71ST FLOOR) | 02 |
| 122 | A-149 | 47TH FLOOR PLAN (RESIDENTIAL - TIER 3) (MFD-77TH FLOOR) | 02 |
| 123 | A-150 | 48TH-65TH FLOOR PLAN (RESIDENTIAL - TIER 3) (MFD-78TH-95TH FLOOR) | 02 |
| 124 | A-151 | 66TH FLOOR PLAN (RESIDENTIAL - TIER 3) (MFD-96TH FLOOR) | 02 |
| 125 | A-152 | 67TH FLOOR PLAN (MECHANICAL) (MFD-97TH FLOOR) | 02 |
| 126 | A-153 | 67TH INTERMEDIATE FLOOR PLAN (MFD-98TH FLOOR) | 02 |
| 127 | A-154 | 68TH FLOOR PLAN (RESIDENTIAL AMENITIES) (MFD-100TH FLOOR) | 01 |
| 128 | A-155 | 69TH FLOOR PLAN (RESIDENTIAL - TIER 4) (MFD-107TH FLOOR) | 02 |
| 129 | A-156 | 70TH FLOOR PLAN (RESIDENTIAL - TIER 4) (MFD-108TH FLOOR) | 02 |
| 130 | A-157 | 71ST FLOOR PLAN (RESIDENTIAL - TIER 4) (MFD-109TH FLOOR) | 02 |
| 131 | A-158 | 72ND-88TH FLOOR PLAN (RESIDENTIAL - TIER 4) (MFD-110TH-126TH FLOOR) | 02 |
| 132 | A-159 | 89TH FLOOR PLAN (RESIDENTIAL - TIER 4) (MFD-127TH FLOOR) | 01 |
| 133 | A-160 | 90TH FLOOR PLAN (RESIDENTIAL - TIER 4) (MFD-128TH FLOOR) | 01 |
| 134 | A-161 | 91ST FLOOR PLAN (RESIDENTIAL - TIER 4) (MFD-129TH FLOOR) | 02 |
| 135 | A-162 | 92ND FLOOR PLAN (RESIDENTIAL - TIER 4) (MFD-130TH FLOOR) | 02 |
| 136 | A-163 | 93RD FLOOR PLAN (RESIDENTIAL - TIER 4) (MFD-131ST FLOOR) | 02 |
| 137 | A-164 | 94TH FLOOR (MECHANICAL) PLAN (MFD-132ND FLOOR) | 02 |
| 138 | A-165 | 95TH FLOOR PLAN (EMR) (MFD-133RD FLOOR) | 02 |
| 139 | A-166 | 96TH FLOOR PLAN (DAMPER) (MFD-134TH FLOOR) | 02 |
| 140 | A-167 | 97TH FLOOR PLAN (MECHANICAL) (MFD-135TH FLOOR) | 02 |
| 141 | A-168 | 98TH FLOOR PLAN (MECHANICAL) (MFD-136TH FLOOR) | 01 |
| 142 | A-169 | 99TH FLOOR PLAN (ROOF) (MFD-137TH FLOOR ROOF) | 01 |
| 143 | A-170 | BMU TRACK LEVEL FLOOR PLAN (MFD-COOLING TOWERS/BMU) | 01 |
| | A-201 | AXONOMETRIC VIEWS | 01 |
| 144 | A-202 | OVERALL BUILDING ELEVATIONS | 02 |

| DWG. NO. | DWG. NO. | DRAWING TITLE | REV |
|---|---|---|---|
| 145 | A-203 | FACADE MAINTENANCE SYSTEM BUILDING ELEVATION | 00 |
| 146 | A-210 | PARTIAL ELEVATION - NORTH | 03 |
| | A-211 | PARTIAL ELEVATION - NORTH | 01 |
| 147 | A-212 | PARTIAL ELEVATION - NORTH | 02 |
| 148 | A-213 | PARTIAL ELEVATIONS - NORTH | 02 |
| 149 | A-214 | PARTIAL ELEVATIONS - NORTH | 02 |
| 150 | A-215 | PARTIAL ELEVATION - SOUTH | 03 |
| 151 | A-216 | PARTIAL ELEVATION - SOUTH | 02 |
| 152 | A-217 | PARTIAL ELEVATION - SOUTH | 02 |
| 153 | A-218 | PARTIAL ELEVATIONS - SOUTH | 02 |
| 154 | A-219 | PARTIAL ELEVATIONS - SOUTH | 02 |
| 155 | A-220 | PARTIAL ELEVATION - EAST | 02 |
| 156 | A-221 | PARTIAL ELEVATION - EAST | 02 |
| 157 | A-222 | PARTIAL ELEVATION - EAST | 02 |
| 158 | A-223 | PARTIAL ELEVATION - EAST | 02 |
| 159 | A-224 | PARTIAL ELEVATION - EAST | 02 |
| 160 | A-225 | PARTIAL ELEVATION - WEST | 02 |
| 161 | A-226 | PARTIAL ELEVATION - WEST | 02 |
| 162 | A-227 | PARTIAL ELEVATION - WEST | 02 |
| 163 | A-228 | PARTIAL ELEVATION - WEST | 02 |
| 164 | A-229 | PARTIAL ELEVATION - WEST | 02 |
| 165 | A-230 | TOP OF HOUSE INNER PARAPET ELEVATIONS | 01 |
| 166 | A-231 | TOP OF HOUSE INNER PARAPET ELEVATIONS | 00 |
| 167 | A-232 | TOP OF HOUSE SECTIONS | 00 |
| | A-301 | BUILDING STACKING SECTIONS | 01 |
| | A-302 | NORTH-SOUTH BUILDING SECTION | 02 |
| | A-303 | NORTH-SOUTH BUILDING SECTION | 01 |
| | A-304 | EAST-WEST BUILDING SECTION | 02 |
| | A-305 | EAST-WEST BUILDING SECTION | 01 |
| | A-306 | OVERALL BUILDING SECTIONS | 01 |
| 168 | A-307 | PARTIAL SECTION - NORTH SOUTH - SC3 TO 9TH FLOOR | 02 |
| 169 | A-308 | PARTIAL SECTION - NORTH SOUTH - 8TH FLOOR TO 15TH FLOOR | 02 |
| | A-309 | PARTIAL SECTION - NORTH SOUTH | 01 |
| 170 | A-310 | PARTIAL SECTION - NORTH SOUTH - 85TH FLOOR TO TOP OF TOWER | 02 |
| | A-311 | PARTIAL SECTION - NORTH SOUTH - SC3 TO 9TH FLOOR | 02 |
| 171 | A-312 | PARTIAL SECTION - NORTH SOUTH - 8TH FLOOR TO 15TH FLOOR | 02 |
| 172 | A-313 | PARTIAL SECTION - NORTH SOUTH | 02 |
| 173 | A-314 | PARTIAL SECTION - NORTH SOUTH - 87TH FLOOR TO TOP OF TOWER | 02 |
| | A-316 | PARTIAL SECTION - EAST WEST - SC3 TO 9TH FLOOR | 02 |
| 174 | A-317 | PARTIAL SECTION - EAST WEST - 8TH FLOOR TO 15TH FLOOR | 02 |
| 175 | A-318 | PARTIAL SECTION - EAST WEST - 17TH FLOOR TO 30TH FLOOR | 02 |
| 176 | A-319 | PARTIAL SECTION - EAST WEST | 02 |
| | A-322 | PARTIAL SECTION - EAST WEST - SC3 TO 9TH FLOOR | 02 |
| | A-323 | PARTIAL SECTION - EAST WEST - 8TH FLOOR TO 15TH FLOOR | 01 |
| | A-324 | PARTIAL SECTION - EAST WEST - 17TH FLOOR TO 30TH FLOOR | 01 |
| 177 | A-325 | PARTIAL SECTION - EAST WEST | 02 |
| 178 | A-360 | STAIRS ST-K AND ST-G SECTIONS | 03 |
| | A-361 | STAIRS ST-J AND ST-H SECTIONS | 02 |
| 179 | A-362 | STAIRS ST-A AND ST-B SECTIONS | 03 |
| | A-363 | STAIRS ST-C AND ST-J SECTIONS | 02 |
| 180 | A-364 | STAIRS ST-D SECTIONS | 02 |
| 181 | A-365 | STAIRS ST-E SECTIONS | 02 |
| | A-366 | STAIRS ST-F SECTIONS | 01 |
| 182 | A-367 | STAIRS ST-B AND ST-B1 SECTIONS | 02 |
| 183 | A-368 | STAIRS ST-B SECTIONS | 02 |
| 184 | A-369 | STAIRS ST-B AND ST-A SECTIONS | 02 |
| 185 | A-370 | STAIRS ST-A SECTIONS | 02 |
| 186 | A-371 | STAIRS ST-A AND ST-B SECTIONS | 02 |
| 187 | A-372 | STAIRS ST-A AND ST-B SECTIONS | 02 |
| 188 | A-373 | STAIRS ST-A AND ST-B SECTIONS | 02 |
| 189 | A-374 | STAIRS ST-A AND ST-B SECTIONS | 02 |
| 190 | A-376 | STAIR ST-K, ST-G, ST-D, ST-A, ST-B1 MID LANDING PLANS | 01 |
| 191 | A-377 | STAIRS ST-J, ST-H, ST-E, ST-A MID LANDING PLANS | 01 |
| 192 | A-378 | STAIRS ST-C, ST-F, ST-A, ST-B MID LANDING PLANS | 01 |
| 193 | A-379 | STAIRS ST-A AND ST-B MID LANDING PLANS | 01 |
| | A-380 | PODIUM ELEVATORS M-1 & M-2 ENLARGED SECTIONS | 01 |
| | A-381 | PODIUM ELEVATORS N-1 & S-1 ENLARGED SECTIONS | 01 |
| | A-382 | PODIUM ELEVATORS P-1 & P-4 ENLARGED SECTIONS | 01 |
| 194 | A-383 | TOWER ELEVATORS R-1, R-3 & R-4 ENLARGED SECTIONS | 02 |
| 195 | A-384 | TOWER ELEVATORS R-1, R-3 & R-4 ENLARGED SECTIONS | 02 |
| 196 | A-385 | TOWER ELEVATORS R-1, R-3 & R-4 ENLARGED SECTIONS | 02 |
| | A-386 | TOWER ELEVATORS R-1, R-3 & R-4 ENLARGED SECTIONS | 01 |
| 197 | A-387 | TOWER ELEVATORS R-1, R-3, R-4 & T-1 ENLARGED SECTIONS | 02 |
| | A-388 | TOWER ELEVATORS RL-1, RL-2 & RL-3 ENLARGED SECTIONS | 01 |
| 198 | A-391 | VT-100 | 02 |
| 199 | A-392 | VT-200 | 02 |
| 200 | A-393 | VT-300 | 02 |
| 201 | A-394 | VT-400 | 02 |
| 202 | A-395 | VT-500 | 02 |
| 203 | A-401 | SUB CELLAR 3 PART PLAN (SOUTH-EAST) (MFD-SUB CELLAR 3) | 02 |
| 204 | A-402 | SUB CELLAR 3 PART PLAN (NORTH-EAST) (MFD-SUB CELLAR 3) | 02 |
| | A-403 | SUB CELLAR 3 PART PLAN (NORTH-WEST) (MFD-SUBCELLAR 3) | 01 |
| 205 | A-404 | SUB CELLAR 3 PART PLAN (SOUTH-WEST) (MFD-SUBCELLAR 3) | 02 |
| 206 | A-407 | SUB CELLAR 2 PART PLAN (SOUTH-EAST) (MFD-SUBCELLAR 2) | 02 |
| | A-408 | SUB CELLAR 2 PART PLAN (NORTH-EAST) (MFD-SUBCELLAR 2) | 01 |
| | A-409 | SUB CELLAR 2 PART PLAN (NORTH-WEST) (MFD-SUBCELLAR 2) | 01 |
| | A-410 | SUB CELLAR 2 PART PLAN (SOUTH-WEST) (MFD-SUBCELLAR 2) | 01 |
| | A-413 | SUB CELLAR 1 PART PLAN (SOUTH-EAST) (MFD-SUBCELLAR 1) | 01 |
| | A-414 | SUB CELLAR 1 PART PLAN (NORTH-EAST) (MFD-SUBCELLAR 1) | 01 |
| | A-415 | SUB CELLAR 1 PART PLAN (NORTH-WEST) (MFD-SUBCELLAR 1) | 01 |
| | A-416 | SUB CELLAR 1 PART PLAN (SOUTH-WEST) (MFD-SUBCELLAR 1) | 01 |
| | A-419 | CELLAR PART PLAN (SOUTH-EAST) (MFD-CELLAR) | 01 |
| | A-420 | CELLAR PART PLAN (NORTH-EAST) (MFD-CELLAR) | 01 |
| | A-421 | CELLAR PART PLAN (NORTH-WEST) (MFD-CELLAR) | 01 |
| | A-422 | CELLAR PART PLAN (SOUTH-WEST) (MFD-CELLAR) | 01 |
| | A-423 | CELLAR PART PLAN (WEST) (MFD-CELLAR) | 01 |
| | A-425 | GROUND FLOOR PART PLAN (SOUTH-EAST) (MFD-GROUND FLOOR) | 02 |
| | A-426 | GROUND FLOOR PART PLAN (NORTH-EAST) (MFD-GROUND FLOOR) | 02 |
| | A-427 | GROUND FLOOR PART PLAN (NORTH-WEST) (MFD-GROUND FLOOR) | 01 |
| | A-428 | GROUND FLOOR PART PLAN (SOUTH-WEST) (MFD-GROUND FLOOR) | 01 |
| | A-429 | GROUND FLOOR PART PLAN (WEST) (MFD-GROUND FLOOR) | 01 |
| | A-430 | GROUND FLOOR PLAN INTERMEDIATE (STAIR TRANSFER) (MFD-GROUND FLOOR INTERMEDIATE) | 02 |
| | A-431 | 2ND FLOOR PART PLAN (SOUTH-EAST) (MFD-2ND FLOOR) | 01 |
| | A-432 | 2ND FLOOR PART PLAN (NORTH-EAST) (MFD-2ND FLOOR) | 01 |
| | A-433 | 2ND FLOOR PART PLAN (NORTH-WEST) (MFD-2ND FLOOR) | 01 |
| | A-434 | 2ND FLOOR PART PLAN (SOUTH-WEST) (MFD-2ND FLOOR) | 01 |
| | A-435 | 2ND FLOOR PART PLAN (WEST) (MFD-2ND FLOOR) | 01 |
| | A-437 | 3RD FLOOR PART PLAN (SOUTH-EAST) (MFD-3RD FLOOR) | 01 |
| | A-438 | 3RD FLOOR PART PLAN (NORTH-EAST) (MFD-3RD FLOOR) | 01 |
| | A-439 | 3RD FLOOR PART PLAN (NORTH-WEST) (MFD-3RD FLOOR) | 01 |
| | A-440 | 3RD FLOOR PART PLAN (SOUTH-WEST) (MFD-3RD FLOOR) | 01 |
| | A-441 | 3RD FLOOR PART PLAN (WEST) (MFD-3RD FLOOR) | 01 |
| | A-443 | 4TH FLOOR PART PLAN (SOUTH-EAST) (MFD-4TH FLOOR) | 01 |
| | A-444 | 4TH FLOOR PART PLAN (NORTH-EAST) (MFD-4TH FLOOR) | 01 |
| | A-445 | 4TH FLOOR PART PLAN (NORTH-WEST) (MFD-4TH FLOOR) | 01 |
| | A-446 | 4TH FLOOR PART PLAN (SOUTH-WEST) (MFD-4TH FLOOR) | 01 |
| | A-447 | 4TH FLOOR PART PLAN (WEST) (MFD-4TH FLOOR) | 01 |
| | A-449 | 5TH FLOOR PART PLAN (SOUTH-EAST) (MFD-5TH FLOOR) | 01 |
| | A-450 | 5TH FLOOR PART PLAN (NORTH-EAST) (MFD-5TH FLOOR) | 01 |
| | A-451 | 5TH FLOOR PART PLAN (NORTH-WEST) (MFD-5TH FLOOR) | 01 |
| | A-452 | 5TH FLOOR PART PLAN (SOUTH-WEST) (MFD-5TH FLOOR) | 01 |
| | A-453 | 5TH FLOOR PART PLAN (WEST) (MFD-5TH FLOOR) | 01 |
| | A-455 | 6TH FLOOR PART PLAN (SOUTH-EAST) (MFD-6TH FLOOR) | 01 |
| | A-456 | 6TH FLOOR PART PLAN (NORTH-EAST) (MFD-6TH FLOOR) | 01 |
| | A-457 | 6TH FLOOR PART PLAN (NORTH-WEST) (MFD-6TH FLOOR) | 01 |
| | A-458 | 6TH FLOOR PART PLAN (SOUTH-WEST) (MFD-6TH FLOOR) | 01 |
| | A-459 | 6TH FLOOR PART PLAN (WEST) (MFD-6TH FLOOR) | 01 |
| 207 | A-460 | 6TH FLOOR INTERMEDIATE PART PLAN (STAIR TRANSFER) (MFD-6TH FLOOR INTERMEDIATE) | 02 |
| 208 | A-461 | 7TH FLOOR PART PLAN (SOUTH-EAST) (MFD-7TH FLOOR) | 02 |
| 209 | A-462 | 7TH FLOOR PART PLAN (NORTH-EAST) (MFD-7TH FLOOR) | 02 |
| 210 | A-463 | 7TH FLOOR PART PLAN (NORTH-WEST) (MFD-7TH FLOOR) | 02 |
| 211 | A-464 | 7TH FLOOR PART PLAN (SOUTH-WEST) (MFD-7TH FLOOR) | 02 |
| 212 | A-465 | 7TH FLOOR AND 7TH FLOOR INTERMEDIATE PART PLAN (WEST) (MFD-7TH FLOOR AND 7TH FLOOR INTERMEDIATE) | 02 |
| 213 | A-466 | 7TH FLOOR INTERMEDIATE PART PLAN (STAIR TRANSFER) (MDF-7TH FLOOR INTERMEDIATE) | 02 |
| 214 | A-467 | 8TH FLOOR PART PLAN (EXTERIOR AMENITIES) (SOUTH-EAST) (MFD-14TH FLOOR) | 02 |
| 215 | A-468 | 8TH FLOOR PART PLAN (EXTERIOR AMENITIES) (NORTH-EAST) (MFD-14TH FLOOR) | 02 |
| 216 | A-469 | 8TH FLOOR PART PLAN (EXTERIOR AMENITIES) (NORTH-WEST) (MFD-14TH FLOOR) | 02 |
| 217 | A-470 | 8TH FLOOR PART PLAN (EXTERIOR AMENITIES) (SOUTH-WEST) (MFD-14TH FLOOR) | 02 |
| 218 | A-471 | 8TH FLOOR PART PLAN (WEST) (MFD-14TH FLOOR) | 02 |
| | A-472 | DELETED | 01 |
| | A-473 | DELETED | 01 |
| | A-474 | DELETED | 01 |
| 219 | A-475 | 9TH FLOOR PART PLAN (SOUTH-WEST) (MFD-15TH FLOOR) | 02 |
| 220 | A-476 | 9TH FLOOR PART PLAN (WEST) (MFD-15TH FLOOR) | 02 |
| 221 | A-501 | ELEVATOR PIT, SUMP PIT & EJECTOR PIT DETAILS | 02 |
| 222 | A-502 | TOWER ELEVATOR ENLARGED PIT PLANS AND DETAILS | 01 |
| | A-503 | MISC. BOH DETAILS | 00 |
| 223 | A-504 | 8TH FLOOR EXTERIOR POOL DETAILS | 00 |
| 224 | A-509 | LOADING BERTHS SECTIONS & ELEVATIONS | 01 |
| 225 | A-510 | LOADING DOCK DETAILS | 02 |
| 226 | A-515 | LEVEL 7 CON EDISON VAULTS SECTIONS AND DETAILS | 01 |
| 227 | A-555 | RESIDENTIAL GARBAGE CHUTE DETAILS | 02 |
| 228 | A-560 | TYPICAL CONCRETE STAIRS AND WALL MOUNTED HANDRAIL DETAILS | 02 |
| 229 | A-561 | TYPICAL CONCRETE THREE QUARTER LANDING STAIR DETAILS | 02 |
| 230 | A-563 | TYPICAL STEEL AND CONCRETE STAIR TRANSITION DETAIL | 01 |
| 231 | A-565 | TYPICAL STEEL HALF LANDING STAIR DETAILS | 02 |
| 232 | A-566 | TYPICAL STAIR HANDRAIL / GUARDRAIL DETAILS | 01 |
| 233 | A-567 | TYPICAL STAIR DETAILS | 01 |
| | A-568 | TYPICAL STAIR MARKING DETAILS | 00 |
| | A-569 | TYPICAL BOH STEEL STAIR DETAILS | 01 |
| 234 | A-570 | TYPICAL SHEAR WALL OPENING DETAILS | 02 |
| 235 | A-572 | TYPICAL WASHROOM CHASE WALL SECTION DETAILS | 02 |
| 236 | A-573 | SHAFT DETAILS | 02 |
| 237 | A-574 | SHAFT DETAILS | 02 |
| 238 | A-577 | MISCELLANEOUS DETAILS | 02 |
| 239 | A-578 | MISCELLANEOUS DETAILS | 01 |
| 240 | A-579 | MISCELLANEOUS DETAILS | 02 |
| | A-585 | ELEVATOR AND ESCALATOR DETAILS | 00 |
| 241 | A-586 | ELEVATOR ENTRANCE DETAILS | 01 |
| 242 | A-588 | ELEVATOR SHAFT DETAILS | 01 |
| 243 | A-589 | ELEVATOR SHAFT DETAILS | 01 |
| 244 | A-601 | DOOR SCHEDULE SC3 TO 12TH FLOOR | 02 |
| 245 | A-602 | DOOR SCHEDULE LEVEL 13 TO 50 | 02 |
| | A-603 | DOOR SCHEDULE LEVEL 51 TO 92 | 01 |
| 246 | A-604 | DOOR SCHEDULE LEVEL 93 AND ABOVE | 02 |
| 247 | A-605 | EXTERIOR DOORS | 02 |
| 248 | A-610 | RESIDENTIAL INTERIOR DOOR SCHEDULE AND DOOR TYPES LEGEND | 02 |
| 249 | A-611 | DOOR FRAME DETAILS | 02 |
| 250 | A-612 | DOOR HEAD & JAMB DETAILS | 01 |
| | A-613 | DELETED | 00 |
| | A-614 | FINISH SCHEDULE | 00 |
| | A-615 | ROOM FINISH SCHEDULE | 01 |
| 251 | A-616 | ROOM FINISH SCHEDULE & FINISH SCHEME LEGENDS | 01 |
| 252 | A-617 | RESIDENTIAL ROOM FINISH SCHEDULE | 00 |
| 253 | A-620 | RESIDENTIAL & BOH APPLIANCE SCHEDULE | 01 |
| 254 | A-621 | RESIDENTIAL PLUMBING FIXTURE SCHEDULE | 01 |
| | A-622 | ACCESSORY & CABINET HARDWARE SCHEDULE AND BOH PLUMBING FIXTURE SCHEDULE | |
| 255 | A-661 | ELEVATOR STACK DIAGRAM | 02 |
| | A-700 | TYPICAL CEILING DETAILS | 01 |
| 256 | A-701 | SUB CELLAR 3 REFLECTED CEILING PLAN (B.O.H. SUPPORT) (MFD-SUB CELLAR 3) | 02 |
| | A-702 | SUB CELLAR 2 REFLECTED CEILING PLAN (B.O.H. SUPPORT) (MFD-SUB CELLAR 2) | 01 |
| | A-703 | SUB CELLAR 1 REFLECTED CEILING PLAN (RETAIL) (MFD-SUB CELLAR 1) | 01 |

| DWG. NO. | DWG. NO. | DRAWING TITLE | REV |
|---|---|---|---|
| | A-704 | CELLAR REFLECTED CEILING PLAN (RETAIL) (MFD-CELLAR) | 01 |
| | A-705 | GROUND FLOOR REFLECTED CEILING PLAN (LOBBY) (MFD-GROUND FLOOR) | 01 |
| | A-706 | GROUND FLOOR INTERMEDIATE REFLECTED CEILING PLAN (STAIR TRANSFER) (MFD-GROUND FLOOR INTERMEDIA | 01 |
| | A-707 | 2ND FLOOR REFLECTED CEILING PLAN (RETAIL) | 01 |
| | A-708 | 3RD FLOOR REFLECTED CEILING PLAN (RETAIL) | 01 |
| | A-709 | 4TH FLOOR REFLECTED CEILING PLAN (RETAIL) | 01 |
| | A-710 | 5TH & 7TH FLOOR REFLECTED CEILING PLAN (RETAIL) | 01 |
| | A-713 | DELETED | 01 |
| 257 | A-714 | 8TH FLOOR REFLECTED CEILING PLAN (RESIDENTIAL AMENITIES) | 02 |
| 258 | A-717 | 10TH FLOOR REFLECTED CEILING PLAN (RESIDENTIAL AMENITIES) | 02 |
| | A-723 | DELETED | 00 |
| | A-724 | DELETED | 00 |
| 259 | A-725 | 13TH FLOOR REFLECTED CEILING PLAN (RESIDENTIAL - TIER 1) | 02 |
| 260 | A-726 | 13TH FLOOR REFLECTED CEILING PLAN (RESIDENTIAL - TIER 1) | 02 |
| 261 | A-727 | 14TH-18TH FLOOR REFLECTED CEILING PLAN (RESIDENTIAL - TIER 1) | 02 |
| 262 | A-728 | 14TH-18TH FLOOR REFLECTED CEILING PLAN (RESIDENTIAL - TIER 1) | 02 |
| | A-729 | DELETED | 00 |
| | A-730 | DELETED | 00 |
| 263 | A-731 | 19TH FLOOR REFLECTED CEILING PLAN (RESIDENTIAL - TIER 1) | 02 |
| 264 | A-732 | 19TH FLOOR REFLECTED CEILING PLAN (RESIDENTIAL - TIER 1) | 02 |
| 265 | A-733 | 20TH FLOOR REFLECTED CEILING PLAN (RESIDENTIAL - TIER 1) | 02 |
| 266 | A-734 | 20TH FLOOR REFLECTED CEILING PLAN (RESIDENTIAL - TIER 1) | 02 |
| 267 | A-735 | 21ST-25TH FLOOR REFLECTED CEILING PLAN (RESIDENTIAL - TIER 1) | 02 |
| 268 | A-736 | 21ST-25TH FLOOR REFLECTED CEILING PLAN (RESIDENTIAL - TIER 1) | 02 |
| | A-737 | DELETED | 00 |
| | A-738 | DELETED | 00 |
| 269 | A-739 | 26TH FLOOR REFLECTED CEILING PLAN (RESIDENTIAL - TIER 1) | 02 |
| 270 | A-740 | 26TH FLOOR REFLECTED CEILING PLAN (RESIDENTIAL - TIER 1) | 02 |
| 271 | A-743 | 27TH-28TH FLOOR REFLECTED CEILING PLAN (RESIDENTIAL - TIER 2) | 02 |
| 272 | A-745 | 29TH-44TH FLOOR REFLECTED CEILING PLAN (RESIDENTIAL - TIER 2) | 02 |
| | A-746 | DELETED | 00 |
| 273 | A-747 | 45TH FLOOR REFLECTED CEILING PLAN (RESIDENTIAL - TIER 2) | 02 |
| 274 | A-749 | 47TH-65TH FLOOR REFLECTED CEILING PLAN (RESIDENTIAL - TIER 3) | 02 |
| | A-750 | DELETED | 00 |
| 275 | A-751 | 66TH FLOOR REFLECTED CEILING PLAN (RESIDENTIAL - TIER 3) | 02 |
| 276 | A-754 | 68TH FLOOR REFLECTED CEILING PLAN (RESIDENTIAL AMENITIES) | 01 |
| 277 | A-755 | 69TH FLOOR REFLECTED CEILING PLAN (RESIDENTIAL - TIER 4) | 02 |
| 278 | A-756 | 70TH FLOOR REFLECTED CEILING PLAN (RESIDENTIAL - TIER 4) | 02 |
| 279 | A-757 | 71ST-87TH FLOOR REFLECTED CEILING PLAN (RESIDENTIAL - TIER 4) | 02 |
| 280 | A-758 | 88TH FLOOR REFLECTED CEILING PLAN (RESIDENTIAL - TIER 4) | 01 |
| 281 | A-759 | 89TH FLOOR REFLECTED CEILING PLAN (RESIDENTIAL - TIER 4) | 01 |
| 282 | A-760 | 90TH FLOOR REFLECTED CEILING PLAN (RESIDENTIAL - TIER 4) | 01 |
| 283 | A-761 | 91ST FLOOR REFLECTED CEILING PLAN (RESIDENTIAL - TIER 4) | 02 |
| 284 | A-762 | 92ND FLOOR REFLECTED CEILING PLAN (RESIDENTIAL - TIER 4) | 02 |
| 285 | A-763 | 93RD & 94TH FLOOR REFLECTED CEILING PLAN (RESIDENTIAL - TIER 4) | 02 |
| 286 | A-770 | SUB CELLAR 3 PART REFLECTED CEILING PLAN (SOUTH) | 02 |
| 287 | A-771 | SUB CELLAR 3 PART REFLECTED CEILING PLAN (NORTH) | 02 |
| | A-772 | SUB CELLAR 2 PART REFLECTED CELING PLAN (SOUTH-EAST) | 01 |
| | A-773 | PART REFLECTED CEILING PLANS | 01 |
| | A-774 | CELLAR PART REFLECTED CEILING PLAN | 01 |
| | A-775 | DELETED | |
| | A-776 | PART REFLECTED CEILING PLANS | 01 |
| 288 | A-801 | CURTAIN WALL ZONES | 02 |
| 289 | A-802 | PODIUM ZONES AND MATERIAL DESIGNATION | 02 |
| 290 | A-803 | TOWER ZONE AND MATERIAL DESIGNATION & ROOF TYPE ASSEMBLIES | 02 |
| | A-804 | EXTERIOR WALL DETAILS - PODIUM - NORTH | 01 |
| | A-805 | EXTERIOR WALL DETAILS - PODIUM - NORTH | 01 |
| | A-806 | EXTERIOR WALL DETAILS - PODIUM - NORTH | 01 |
| 291 | A-807 | EXTERIOR WALL DETAILS - PODIUM - NORTH AND EAST | 02 |
| | A-809 | EXTERIOR WALL DETAILS - PODIUM - SOUTH | 01 |
| 292 | A-810 | EXTERIOR WALL DETAILS - PODIUM - SOUTH | 01 |
| 293 | A-811 | EXTERIOR WALL DETAILS - PODIUM - SOUTH | 02 |
| 294 | A-812 | EXTERIOR WALL DETAILS - PODIUM - WEST | 02 |
| | A-813 | EXTERIOD DETAILS - PODIUM | 00 |
| 295 | A-814 | PODIUM - EXTERIOR DETAILS - L1 TO L7 NORTH | 01 |
| 296 | A-815 | EXTERIOR WALL TYPICAL DETAILS PODIUM | 02 |
| 297 | A-816 | PODIUM - EXTERIOR PLAN DETAILS SOUTH - GROUND LEVEL | 01 |
| 298 | A-817 | PODIUM - EXTERIOR PLAN DETAILS SOUTH - LEVELS 2 - 8 | 01 |
| 299 | A-818 | PODIUM - SECTION DETAILS -SOUTH | 01 |
| 300 | A-819 | PODIUM - DETAILS | 01 |
| 301 | A-820 | PODIUM - DETAILS | 01 |
| 302 | A-821 | 8TH FLOOR TERRACE CANOPIES | 00 |
| 303 | A-822 | 8TH FLOOR TERRACE CANOPIES | 00 |
| 304 | A-823 | EXTERIOR WALL TYPICAL DETAILS - PODIUM | 02 |
| 305 | A-824 | 8TH FLOOR - BAR CANOPY | 00 |
| 306 | A-825 | EXTERIOR WALL DETAILS - LEVEL 08 SECONDARY CLADDING | 02 |
| 307 | A-826 | EXTERIOR WALL DETAILS - LEVEL 08 SECONDARY CLADDING | 02 |
| 308 | A-827 | EXTERIOR WALL DETAILS - LEVEL 08 SECONDARY CLADDING | 01 |
| 309 | A-828 | EXTERIOR WALL DETAILS - T1 - NORTH | 02 |
| 310 | A-829 | EXTERIOR WALL DETAILS - T1 - EAST | 02 |
| 311 | A-830 | EXTERIOR WALL DETAILS - T1 - SOUTH | 02 |
| 312 | A-831 | EXTERIOR WALL DETAILS - T1 - WEST | 02 |
| 313 | A-832 | EXTERIOR WALL DETAILS - T1 - NORTH - EAST | 02 |
| 314 | A-833 | EXTERIOR WALL DETAILS - T1 - SOUTH | 02 |
| 315 | A-834 | EXTERIOR WALL DETAILS - T1 - WEST | 02 |
| 316 | A-836 | EXTERIOR WALL DETAILS - T1 - NORTH | 02 |
| 317 | A-837 | EXTERIOR WALL DETAILS - T1 - EAST | 02 |
| 318 | A-838 | EXTERIOR WALL DETAILS - T1 - SOUTH - WEST | 02 |
| 319 | A-839 | EXTERIOR WALL DETAILS - T1 - SOUTH EAST | 02 |
| 320 | A-840 | EXTERIOR WALL DETAILS - T1 - NORTH | 02 |
| 321 | A-841 | EXTERIOR WALL DETAILS - T1 - EAST | 02 |
| 322 | A-842 | EXTERIOR WALL DETAILS - T1 - SOUTH | 02 |
| 323 | A-843 | EXTERIOR WALL DETAILS - T1 - SOUTH WEST | 02 |
| 324 | A-845 | EXTERIOR WALL DETAILS - T2 - NORTH | 02 |
| 325 | A-846 | EXTERIOR WALL DETAILS - T2 - EAST | 02 |
| 326 | A-847 | EXTERIOR WALL DETAILS - T2 - SOUTH | 02 |
| 327 | A-848 | EXTERIOR WALL DETAILS - T2 - WEST | 02 |
| 328 | A-850 | EXTERIOR WALL DETAILS - T3 - NORTH - EAST | 02 |
| 329 | A-851 | EXTERIOR WALL DETAILS - T3 - NORTH - EAST | 02 |
| 330 | A-852 | EXTERIOR WALL DETAILS - T3 - SOUTH | 02 |
| 331 | A-853 | EXTERIOR WALL DETAILS - T3 - WEST | 02 |
| 332 | A-854 | EXTERIOR WALL DETAILS - T1 - T2 - T-3 - TERRACES | 00 |
| 333 | A-855 | EXTERIOR WALL DETAILS - T4 - NORTH | 02 |
| 334 | A-856 | EXTERIOR WALL DETAILS - T4 - EAST | 02 |
| 335 | A-857 | EXTERIOR WALL DETAILS - T4 - SOUTH | 02 |
| 336 | A-858 | EXTERIOR WALL DETAILS - T4 - WEST | 02 |
| 337 | A-859 | EXTERIOR WALL DETAILS - T4 - NORTH | 02 |
| 338 | A-860 | EXTERIOR WALL DETAILS - T4 - EAST | 02 |
| 339 | A-861 | EXTERIOR WALL DETAILS - T4 - SOUTH | 02 |
| 340 | A-862 | EXTERIOR WALL DETAILS - T4 WEST | 02 |
| 341 | A-864 | EXTERIOR WALL DETAILS - T4 - NORTH - EAST | 02 |
| 342 | A-865 | EXTERIOR WALL DETAILS - T4 - SOUTH - WEST | 02 |
| 343 | A-866 | EXTERIOR WALL DETAILS - T4 - NORTH - EAST | 02 |
| 344 | A-867 | EXTERIOR WALL DETAILS - T4 - NORTH - EAST | 02 |
| 345 | A-868 | EXTERIOR WALL DETAILS - T4 - SOUTH - WEST | 02 |
| 346 | A-869 | EXTERIOR WALL DETAILS - T4 - SOUTH - WEST | 02 |
| 347 | A-870 | EXTERIOR WALL DETAILS - T4 - TERRACES | 00 |
| 348 | A-871 | SECONDARY CLADDING DETAILS | 01 |
| 349 | A-872 | SECONDARY CLADDING DETAILS | 01 |
| 350 | A-873 | EXTERIOR DOOR DETAILS | 01 |
| 351 | A-874 | EXTERIOR DOOR DETAILS | 00 |
| 352 | A-875 | RESIDENTIAL SOUTH ENTRANCE - PLAN AND SECTION DETAILS | 00 |
| 353 | A-876 | RESIDENTIAL NORTH ENTRANCE - PLAN AND SECTION DETAILS | 00 |
| 354 | A-877 | SOUTH RESIDENTIAL ENTRANCE - WALL SECTIONS | 00 |
| 355 | A-878 | ROOF TYPE - RT-03 | 00 |
| 356 | A-879 | ROOF DETAILS | 01 |
| 357 | A-880 | ROOF DETAILS | 02 |
| 358 | A-881 | T1 DETAILS | 02 |
| 359 | A-882 | T1 DETAILS | 02 |
| 360 | A-883 | T1 DETAILS | 02 |
| 361 | A-884 | T1 DETAILS | 00 |
| 362 | A-885 | GUTTER DETAILS | 02 |
| 363 | A-886 | GUTTER DETAILS | 00 |
| 364 | A-887 | GUTTER DETAILS | 00 |
| 365 | A-888 | GUTTER DETAILS | 00 |
| 366 | A-889 | T1 DETAILS | 00 |
| | A-891 | LANDMARK FACADE & DETAILS | |
| 367 | A-892 | LANDMARK FACADE & DETAILS | 00 |
| 368 | A-896 | EXTERIOR DOOR ELEVATIONS | 00 |
| 369 | A-897 | EXTERIOR DOOR ELEVATIONS | 00 |
| 370 | A-898 | EXTERIOR DOOR ELEVATIONS | 00 |
| 371 | A-899 | EXTERIOR DOOR ELEVATIONS | 00 |
| 372 | A-901 | SC3 - PACKAGE ROOM | 02 |
| 373 | A-902 | SC2 - BOH INTERIOR PLAN DETAL AND RCP | 02 |
| 374 | A-903 | SC3 & SC2- BOH INTERIOR ELEVATION | 02 |
| 375 | A-904 | SC3 & SC2- BOH INTERIOR ELEVATION | 02 |
| 376 | A-905 | SC3 & SC2- BOH INTERIOR ELEVATION | 00 |
| | A-910 | BOH DETAILS | 00 |
| 377 | A-911 | MAIN LOBBY PLAN | 02 |
| 378 | A-912 | MAIN LOBBY ELEVATIONS | 01 |
| 379 | A-913 | MAIN LOBBY ELEVATIONS | 02 |
| 380 | A-914 | MAIN LOBBY ELEVATIONS | 01 |
| 381 | A-915 | SERVICE LOBBY ELEVATIONS | 01 |
| | A-916 | DELETED | 00 |
| 382 | A-917 | MAIN LOBBY RCP | 01 |
| 383 | A-930 | SCREENING ROOM ELEVATIONS | 01 |
| 384 | A-931 | RECEPTION ELEVATIONS | 01 |
| 385 | A-932 | LOUNGE ELEVATIONS | 01 |
| 386 | A-933 | TWEEN LOUNGE/CORRIDOR ELEVATION | 01 |
| 387 | A-934 | 8TH FLOOR CONFERENCE ROOM AND KITCHEN PREP ELEVATIONS | 01 |
| 388 | A-935 | 10TH FLOOR INDOOR POOL ELEVATIONS | 01 |
| 389 | A-936 | 10TH FLOOR INDOOR POOL ELEVATIONS | 01 |
| 390 | A-937 | 10TH FLOOR INDOOR POOL & HOT TUB SECTIONS | 01 |
| 391 | A-938 | 10TH FLOOR GYM ELEVATIONS | 01 |
| 392 | A-939 | 10TH FLOOR GYM ELEVATIONS | 01 |
| 393 | A-940 | 10TH FLOOR GYM ELEVATIONS | 01 |
| 394 | A-941 | 68TH AMENITY FLOOR BALLROOM ELEVATIONS | 00 |
| 395 | A-942 | 68TH AMENITY FLOOR BAR/DINING ROOM ELEVATIONS | 00 |
| 396 | A-950 | KIT-A (LV 13-26) KIT-B (LV 13-19, 21-26) PLANS AND ELEVATIONS | 02 |
| 397 | A-951 | KIT-C (LV 13-19) KTT-D (LV 13-19) PLANS AND ELEVATIONS | 02 |
| 398 | A-952 | KIT-B (LV 20) KTT-E (LV 13-18) KIT-F (LV 13-19) KTT-E2 (LV 19) PLANS AND ELEVATIONS | 02 |
| 399 | A-953 | KIT-C (LV 21-25) KIT-C (LV 26) KIT-D (21-26) KIT-A (LV 29-45) PLANS AND ELEVATIONS | 02 |
| 400 | A-954 | KIT-A (LV 28) KIT-B (LV 29-45) PLANS AND ELEVATIONS | 02 |
| 401 | A-955 | KIT-C (LV 29-45) KIT-A (LV 47-66) PLANS AND ELEVATIONS | 02 |
| 402 | A-956 | KIT-B (LV 47-66) KIT-A (LV 69) PLANS AND ELEVATIONS | 02 |
| 403 | A-957 | KIT-A (LV 71-88) BUTLER'S PANTRY (LV 20) PLANS AND ELEVATIONS | 02 |
| 404 | A-958 | KIT-A (LV 89) KIT-A (LEVEL 93) PLANS AND ELEVATIONS | 02 |
| | A-959 | DELETED | 00 |
| | A-960 | WASHROOM PLANS AND ELEVATIONS | 01 |
| | A-961 | WASHROOM PLANS AND ELEVATIONS | 01 |
| | A-962 | WASHROOM PLANS AND ELEVATIONS | 01 |
| 405 | A-963 | WASHROOM PLANS AND ELEVATIONS | 02 |
| 406 | A-964 | 8TH FLOOR LOCKER RMS PLANS AND ELEVATIONS | 02 |
| 407 | A-965 | 8TH FLOOR LOCKER RMS ELEVATIONS | 01 |
| 408 | A-966 | 8TH FLOOR LOCKER RMS ELEV AND DETAILS | 01 |
| 409 | A-967 | 8TH FLOOR LOCKER RMS RCP AND DETAILS | 01 |
| 410 | A-968 | TREATMENT RM PLANS AND ELEVATIONS | 02 |
| 411 | A-969 | 10TH FLOOR MALE AND FEMALE WASHROOM PLANS AND ELEVATIONS | 02 |
| 412 | A-970 | TYPE-A BATHROOMS SB-A01,SB-A02,SB-A03 | 02 |
| | A-971 | DELETED | 01 |
| | A-972 | DELETED | 01 |
| 413 | A-973 | ADAPTABLE BATHROOMS MB-C01,MB-C02 | 02 |

| DWG. NO. | DWG. NO. | DRAWING TITLE | REV |
|---|---|---|---|
| 414 | A-974 | ADAPTABLE BATHROOMS MB-C03,MB-C04 | 02 |
| 415 | A-975 | ADAPTABLE BATHROOMS MB-C05,MB-C06 | 02 |
| 416 | A-976 | ADAPTABLE BATHROOMS MB-C07,MB-C08 | 02 |
| 417 | A-977 | ADAPTABLE BATHROOMS MB-C09,MB-C10 | 02 |
| 418 | A-978 | ADAPTABLE BATHROOMS MB-C11 | 02 |
| 419 | A-979 | ADAPTABLE BATHROOMS MB-C01B, MB-C01C | 01 |
| 420 | A-980 | ADAPTABLE BATHROOMS SB-C01 | 00 |
| 421 | A-981 | ADAPTABLE BATHROOMS TB-C01, TB-C02 | 02 |
| 422 | A-982 | ADAPTABLE BATHROOMS TB-C04,TB-C05,TB-C06 | 02 |
| 423 | A-983 | ADAPTABLE BATHROOMS TB-C07,TB-C08,TB-C09 | 02 |
| 424 | A-984 | ADAPTABLE BATHROOMS TB-C10, TB-C05B, TB-C11 | 02 |
| 425 | A-985 | ADAPTABLE BATHROOMS QB-C01,QB-C02 | 00 |
| 426 | A-986 | ADAPTABLE BATHROOMS QB-C03,QB-C04 | 00 |
| 427 | A-987 | ADAPTABLE BATHROOMS QB-C05,QB-C06, QB-C07 | 00 |
| 428 | A-988 | ADAPTABLE BATHROOMS PR-C01, PR-C02 | 02 |
| 429 | A-989 | RESIDENTIAL BATHROOM SIZE MATRIX | 00 |
| 430 | A-990 | AMENITIES KITCHEN ELEVATIONS | 00 |
| 431 | G-101 | GENERAL ARRANGEMENT PLAN SUB CELLAR 2 1780 BROADWAY LANDMARK | 02 |
| 432 | G-102 | GENERAL ARRANGEMENT PLAN SUB CELLAR 1 1780 BROADWAY LANDMARK | 02 |
| 433 | G-103 | GENERAL ARRANGEMENT PLAN CELLAR 1780 BROADWAY LANDMARK | 02 |
| 434 | G-104 | GENERAL ARRANGEMENT PLAN GROUND FLOOR 1780 BROADWAY LANDMARK | 02 |
| 435 | G-105 | GENERAL ARRANGEMENT PLAN 2ND FLOOR 1780 BROADWAY LANDMARK | 02 |
| 436 | G-106 | GENERAL ARRANGEMENT PLAN 3RD FLOOR 1780 BROADWAY LANDMARK | 02 |
| 437 | G-107 | GENERAL ARRANGEMENT PLAN 4TH FLOOR 1780 BROADWAY LANDMARK | 02 |
| 438 | G-108 | GENERAL ARRANGEMENT PLAN 5TH FLOOR 1780 BROADWAY LANDMARK | 02 |
| 439 | G-109 | GENERAL ARRANGEMENT PLAN 6TH FLOOR 1780 BROADWAY LANDMARK | 02 |
| 440 | G-110 | GENERAL ARRANGEMENT PLAN 7TH FLOOR 1780 BROADWAY LANDMARK | 02 |
| 441 | G-111 | GENERAL ARRANGEMENT PLAN 8TH FLOOR 1780 BROADWAY LANDMARK | 02 |
| 442 | G-112 | GENERAL ARRANGEMENT PLAN 9TH FLOOR 1780 BROADWAY LANDMARK | 02 |
| | G-295 | 1780 BROADWAY - LANDMARK SECTIONS | 01 |
| 443 | G-300 | 1780 BROADWAY WEST FACADE - EXISTING AND PROPOSED ELEVATIONS | 02 |
| 444 | G-301 | 1780 BROADWAY NORTH FACADE - EXISTING AND PROPOSED ELEVATIONS | 02 |
| 445 | G-302 | 1780 BROADWAY WEST FACADE - EXISTING AND PROPOSED STOREFRONTS | 02 |
| 446 | G-303 | 1780 BROADWAY NORTH FACADE - ESISTING AND PROPOSED WINDOW DETAILS | 02 |
| 447 | G-304 | 1780 BROADWAY WEST FACADE - PROPOSED CENTER AND SIDE BAY WINDOWS | 02 |
| 448 | G-305 | 1780 BROADWAY WEST FACADE - PROPOSED 12TH FLOOR WINDOWS AND WINDOW SCHEDULE | 02 |
| 449 | G-306 | 1780 BROADWAY TYPICAL FACADE MASONARY DETAILS | 02 |
| 450 | G-307 | 1780 BROADWAY WEST FACADE - 12TH FLOOR WROUGHT IRON RAILING DETAILS | 02 |
| 451 | G-308 | 1780 BROADWAY WEST FACADE - STOREFRONT DETAILS | 02 |
| 452 | G-309 | 1780 BROADWAY WEST FACADE - SIDE ENTRY DETAILS | 02 |
| 453 | G-310 | 1780 BROADWAY HISTORIC IMAGE REFERENCES | 02 |
| 454 | G-351 | 1780 BROADWAY WEST FACADE - ENTRANCE DETAILS | 02 |
| | G-800 | 1780 BROADWAY - FACADE DETAILS | 01 |
| | G-801 | 1780 BROADWAY - FACADE DETAILS | 01 |
| | G-802 | 1780 BROADWAY - FACADE DETAILS | 01 |
| | G-803 | 1780 BROADWAY - FACADE DETAILS | 01 |

SHEETS NOT IN CURRENT ISSUE (shaded)

FILE NAME: C:\Revit Local Files\X-Misc\EXTELL-865-AAI-TWR-CNF_Chris.rvt
PLOT DATE: 03-Nov-16 3:07:01 PM

KEY PLAN:
PROJECT 865
WEST 58TH ST
8TH AVE
BROADWAY
7TH AVE
WEST 57TH ST

PROJECT NORTH
TRUE NORTH

DEVELOPER:
**EXTELL DEVELOPMENT COMPANY**
805 THIRD AVENUE, 7TH FLOOR
New York, NY 10022 USA
TEL: 212 712 6000 FAX: 212 712 6100

DESIGN ARCHITECT: Base Building Shell & Core
**ADRIAN SMITH + GORDON GILL ARCHITECTURE**
111 WEST MONROE STREET SUITE 2300
CHICAGO IL 60603
TEL: 312 920 1888 FAX: 312 920 1775

INTERIOR DESIGNER: Residential
**Rottet Architecture and Design Studio, PLLC**
298 Fifth Ave, 7th Floor
New York, NY 10001
TEL: 646 998 7000 FAX:

ARCHITECT OF RECORD: Base Building Shell, Core, & Residential
**AAI ARCHITECTS, P.C.**
401 Wellington St. W., 3rd Floor
Toronto, ON M5V 1E7 Canada
TEL: 416 967 1500 FAX: 416 967 7150

STRUCTURAL ENGINEERS:
**WSP CANTOR SEINUK**
228 EAST 45th Street
New York, NY 10017 USA
TEL: 212 687 9888 FAX: 646 487 5501

MEP ENGINEERS:
**AKF GROUP**
165 Broadway, 22nd Floor
New York, NY 10006 USA
TEL: 212 354 5656 FAX: 212 354 5668

GEOTECHNICAL ENGINEERS:
**Langan Engineering & Environmental Services**
21 Penn Plaza - 360 West 31st Street, 8th Floor
New York, NY 10001-2727
TEL: 212 479 5400 FAX: 212 479 5444

CODE CONSULTANTS:
**Construction Consulting Associates**
100 Church Street
New York, NY 10007
TEL: 212 385 1818 FAX: 212 385 1911

CURTAINWALL CONSULTANT:
**AJLP Consulting**
40 Worth Street. Suite 826
New York, NY 10013
TEL: 212 757 5659 FAX: 646 219 8508

LANDMARK/PRESERVATION CONSULTANT:
**Jan Hird Pokorny Associates, Inc.**
39 West 37th Street, 12A
New York, NY 10018
TEL: 212 759 6462 FAX: 212 759 6540

| No. | DESCRIPTION | DATE |
|---|---|---|
| 1 | CD PROGRESS ISSUE 1 | 15 OCT 14 |
| 2 | D.O.B. SUBMISSION | 05 DEC 14 |
| 3 | CD PROGRESS ISSUE 2 | 19 DEC 14 |
| 4 | D.O.B. SUBMISSION | 18 FEB 15 |
| 5 | CD PROGRESS ISSUE 3 | 09 MAR 15 |
| | D.O.B. SUBMISSION | 27 APR 15 |
| 6 | CD PROGRESS ISSUE 4 | 01 JUN 15 |
| | D.O.B. AMENDMENT 1 | 24 JUL 15 |
| 7 | CD PROGRESS ISSUE 5 | 10 AUG 15 |
| | D.O.B. AMENDMENT 2 | 21 SEP 15 |
| 8 | CD PROGRESS ISSUE 6 | 02 NOV 15 |
| 9 | CMU, DRYWALL, HOLLOW METAL DOORS UP TO 12F | 14 JAN 16 |
| 10 | CD PROGRESS ISSUE 7 | 29 JAN 16 |
| 11 | CD PROGRESS ISSUE 8 MEP – GMP SET | 18 MAR 16 |
| 12 | CD ISSUE 8 - GMP SET | 31 MAR 16 |
| 13 | CD BULLETIN ISSUE - 1 | 22 APR 16 |
| 14 | CD BULLETIN ISSUE - 2 | 11 MAY 16 |
| 15 | ASI ISSUE - 1 | 18 MAY 16 |
| 16 | CD BULLETIN ISSUE - 3 | 25 MAY 16 |
| 17 | CD BULLETIN ISSUE - 4 | 15 JUL 16 |
| 18 | CD BULLETIN ISSUE - 5 | 12 AUG 16 |
| 19 | CD BULLETIN ISSUE - 6 | 26 AUG 16 |
| 20 | CD BULLETIN ISSUE - 7 | 14 SEP 16 |
| | D.O.B. AMENDMENT 3 | 03 OCT 16 |

## D.O.B. SUBMISSION

Discrepancies must be reported immediately to the Architect before proceeding. Only figured dimensions are to be used. Contractors must check all dimensions on site. This drawing is protected by copyright.

ALL DIMENSIONS ARE SHOWN IN IMPERIAL.

CONSULTANT:
AAI ARCHITECTS, P.C.

PROJECT:
**217 WEST 57TH STREET**
NEW YORK, NY

DRAWING TITLE:
DRAWING LIST

SEAL & SIGNATURE:
REGISTERED ARCHITECT WIEPKE DAVID JANSEN No. 028881 STATE OF NEW YORK

| | |
|---|---|
| DATE: | 15 OCT 14 |
| PROJECT No: | 1216-00 |
| DRAWN: | Author |
| CHK: | Checker |
| SCALE: | 12" = 1'-0" |
| REV: | 20 |
| DWG No: | G-001.03 |
| DOB PAGE No: | 1 of 454 |

DOB EMPLOYEE STAMP:
DOB B-SCAN:

# ZONING CALCULATIONS

| | | | |
|---|---|---|---|
| Map 8c | **BLOCK / LOTS :** | 1029 / 14, 19, 23, 27, 36, 37, 43, 47 and 50 | |

**1. ZONING DISTRICTS**
C5-1
C5-3 MID
C6-6 MID

**2. LOT AREA**

| | |
|---|---|
| C5-1 | 44,686 SF |
| C5-3 MID | 31,171 SF |
| C6-6 MID | 15,058 SF |
| Sub-Total MID | 46,229 SF |
| Total | 90,915 SF |

32-00 **3. USES PERMITTED**

| | |
|---|---|
| C5-1 | UG 1-6, 9-11 |
| C5-3 MID | UG 1-6, 9-11 |
| C6-6 MID | UG 1-12 |

**4. USES PROPOSED**

| | | |
|---|---|---|
| Existing to Remain: | C5-1 | UG 3 - School |
| | C5-3 / C6-6 MID | UG 2 - Residential |
| | | UG 4 - Not for Profit without Sleeping Accomodation |
| | | UG 6 - Commercial |
| Proposed New Building : | C5-1 / C5-3 MID | UG 2 - Residential |
| | | UG 6 - Retail |
| | | UG 10 - Large Retail |

81-21 **5. FLOOR AREA PERMITTED**

A) FAR PERMITTED

| | | |
|---|---|---|
| | 1. C5-1 | |
| 33-122 | Commercial | 4 FAR |
| 34-112 | Residential | 10 FAR |
| | w/ Inclusionary Housing Bonus | 12 FAR |
| 33-123 | Community Facility | 10 FAR |
| 23-95 | Inclusionary Housing Provided | |
| | Off-Site New Construction | 25,533.5 SF |
| 23-951 | Bonus Rate 3.5 FAR | 25,533.5 SF X 3.5 = 89,367 SF |
| | Floor Area Permitted | (44,686 X 10) + 89,367 SF = 536,227 SF |
| | FAR Permitted | 536,227 SF / 44,686 = 12 FAR |
| | 2. C5-3 MID and C6-6 MID (zones are identical for Zoning Bulk purposes) | |
| 81-211 | Commercial | 15 FAR |
| 81-241 | Residential | 10 FAR |
| | w/ Residential Recreational Space Bonus | 12 FAR |
| 33-123 | Community Facility | 15 FAR |

B) FLOOR AREA PERMITTED

| | | |
|---|---|---|
| 1. C5-1 | | |
| Commercial | 44,686 SF X 4 FAR | 178,744 SF |
| Residential | 44,686 SF X 12 FAR | 536,232 SF * |
| Community Facility | 44,686 SF X 10 FAR | 446,860 SF |
| **Maximum FA Permitted** | | **536,232 SF** |
| 2. C5-3 MID and C6-6 MID (zones are identical) | | |
| Commercial | 46,229 SF X 15 FAR | 693,435 SF |
| Residential | 46,229 SF X 10 FAR | 462,290 SF * |
| Residential with Recreation Space | 46,229 SF X 12 FAR | 554,748 SF |
| Community Facility | 46,229 SF X 15 FAR | 693,435 SF |
| **Maximum FA Permitted** | | **693,435 SF** |
| 3. Total Zoning Lot | | |
| Maximum Commercial | | 872,179 SF |
| Maximum Residential | | 1,090,980 SF * |
| Maximum Community Facility | | 1,140,295 SF |
| **Maximum FA Permitted** | | **1,229,667 SF** |

*** Note : Residential 10 FAR identical between Districts and may be located in any Zone**

**6. FLOOR AREA PROPOSED** (See Floor Area Schedule Z-003)

| | |
|---|---|
| 1. C5-1 | |
| Existing Buildings : | |
| Retail | 3,527 SF |
| Residential | 82,603 SF |
| Community Facility | 71,010 SF |
| **Total** | **157,140 SF** |
| New Building : | |
| Retail | 72,837 SF |
| Residential | 536,241 SF |
| **Total** | **609,078 SF** |
| Total C5-1 Zone : | |
| Retail | 76,364 SF |
| Residential | 618,844 SF |
| Community Facility | 71,010 SF |
| **Total** | **766,218 SF** |
| 2. C5-3 MID and C6-6 MID | |
| Existing Buildings : | |
| Retail | 5,638 SF |
| Residential | 157,145 SF |
| Community Facility | 26,397 SF |
| **Total** | **189,180 SF** |
| New Building : | |
| Retail | 97,463 SF |
| Residential | 159,036 SF |
| **Total** | **256,499 SF** |
| Total C5-3 MID and C6-6 MID Zones : | |
| Retail | 103,101 SF |
| Residential | 316,181 SF |
| Community Facility | 26,397 SF |
| **Total** | **445,679 SF** |
| 3. Total Zoning Lot | |
| Existing Buildings : | |
| Retail | 9,165 SF |
| Residential | 239,748 SF |
| Community Facility | 97,407 SF |
| **Total** | **346,320 SF** |
| New Building : | |
| Retail | 170,300 SF |
| Residential | 695,277 SF |
| **Total** | **865,577 SF** |
| Total Zoning Lots : | |
| Retail | 179,465 SF |
| Residential | 935,025 SF |
| Community Facility | 97,407 SF |
| **Total** | **1,211,897 SF** |

23-22 7. DWELLING UNITS PERMITTED (See Floor Area Schedule)

| | | |
|---|---|---|
| A) Maximum Floor Area | | 1,211,897 SF |
| B) Non-Residential Floor Area | 179,465 SF + 97,407 SF | 276,872 SF |
| C) Floor Area for Dwelling Units | 1,211,897 SF - 276,872 SF | 935,025 SF |
| D) Maximum Dwelling Units | 935,025 SF / 790 SF per unit | 1184 D.U. |
| E) Proposed | 179 D.U. + 170 Existing D.U. | 349 D.U. |

36-62 **8. REQUIRED OFF-STREET LOADING**

| | | |
|---|---|---|
| A) Retail Floor Area | Berths Required | Total |
| 0 - 25,000 SF | 0 | 0 |
| Next 15,000 SF (25,001 - 40,000 SF) | 1 | 1 |
| Next 60,000 SF (40,001 - 100,000 SF) | 1 | 2 |
| Each additional 150,000 (100,001 - 250,000 SF) | 1 | 3 ... |
| New Retail Floor Area Provided | Berths Required | |
| Above Grade Retail Floor Area = 168,513 SF | | |
| Below Grade Retail Sales Only Floor Area = 68,549 SF (see 3 and 4 / Z-008.00) | | |
| Total New Retail Floor Area = 237,062 SF | 3 | |
| B) Residential | Berths Required | Total |
| None Required | 0 | 0 |
| Off-Street Loading Berths Required | 3 | 3 |
| OFF-STREET LOADING BERTHS PROVIDED | 3 | COMPLIES |

| | | | |
|---|---|---|---|
| 36-681 | Size of required Berths | (see 1 / Z-045 ) | COMPLIES |

13-00 **9. ACCESSORY OFF-STREET PARKING**

| | | | |
|---|---|---|---|
| 13-41 | A) None Required | | |
| | PARKING PROVIDED | None | COMPLIES |

36-70 **10. BICYCLE PARKING**

| | | | |
|---|---|---|---|
| 36-73 | Required Bicycle Parking (15 SF / Bicycle) : | | |
| | Residential : 1 Bicycle per 2 Dwelling Units | 179 D.U. / 2 = 90 BICYCLES | |
| 36-71 | Retail : 1 Bicycle / 10,000 SF | 238,836 SF / 10,000 = 24 BICYCLES | |
| | Total Bicycles required | 90 + 24 = 114 | |
| | Total Bicycle Parking Space required | ( 90 X 9 SF) + (24 X 15 SF) = 1170 SF | |
| | BICYCLE PARKING SPACE PROVIDED | 1215 SF (See Z-045 ) | COMPLIES |

37-30 **11. STREETSCAPE**

| | | | |
|---|---|---|---|
| | A) Street Wall Continuity - C5-3 - West 57th Street | | COMPLIES |
| 81-43 | Street Wall Continuity | See Z-041 | |
| | B) Street Wall Continuity - C5-3 - Broadway | | COMPLIES |
| 81-43 | Street Wall Continuity | See Z-042 | |
| | C) Street Wall Continuity - C5-1 - West 58th Street | | COMPLIES |
| 37-36 | Sign Regulations | See Z-043 | |
| | D) Retail Continuity - C5-1 and C5-3 | | COMPLIES |
| 37-36 | Sign Regulations | See Z-043 | |
| 37-37 | Street Wall Articulation | See Z-044 | |
| 81-42 | Glazing Requirements | See Z-044 | |
| 37-35 | Retail Continuity - C5-1 | See Z-044 | |
| 81-42 | Retail Continuity - C5-3 / C6-6 MID | See Z-044 | |
| 26-00 / 37-00 | E) Special Urban Design Requirements C5-1 | | COMPLIES |
| 26-15 / 81-44 | Curb Cuts | See Z-045 | |
| 26-16 | Central Refuse Storage Area | See Z-045 | |
| 26-00 / 37-00 | F) Special Urban Design Requirements C5-3 | | COMPLIES |
| 37-50 / 81-45 | Pedestrian Circulation Space | See Z-046 | |
| 81-47 | Major Building Entrances | See Z-046 | |
| 81-46 | Waiver of Relocation of Subway Stair at Seventh Avenue to be Requested Pursuant to Section 37-44 | | |

26-41 **12. STREETSCAPE TREE PLANTING**

| | | | |
|---|---|---|---|
| 33-03 | A) Required number of trees : One every 25' of Street Frontage of the Zoning Lot | | |
| | Length of Street Frontage | 1,099.61' | |
| 26-41 | Trees Required (one street tree / 25') | 1,099.61' / 25' = 44 Trees | |
| | TREES PROVIDED | 2 Existing Trees + 42 New Off Site Trees = 44 Trees (see Z-047 ) | COMPLIES |

33-28
23-532 **13. YARD EQUIVALENTS**

| | | |
|---|---|---|
| REAR YARD PROVIDED | Yes (see Z-048 ) | COMPLIES |

81-241c) **14. RESIDENTIAL RECREATIONAL SPACE**

Residential floor area in C5-3 / C6-6 zones exceed 10 FAR. Recreational space is required in C5-3 / C6-6.

| | | |
|---|---|---|
| A) Recreational Space Required | 5,000 SF | |
| RESIDENTIAL RECREATIONAL SPACE PROVIDED | 7,724 SF (see Z-049 ) | COMPLIES |

81-27 **15. HEIGHT AND SETBACK**

| | | | |
|---|---|---|---|
| | C5-1 Height and Setback Regulations | | COMPLIES |
| 33-432 | A) Maximum Height of Front Walls and Required Setbacks | | |
| 23-65 | B) Tower Regulations | | |
| 35-63 b) | C) Special Tower Regulations for Mixed Buildings | | |
| 32-42 | | | |
| | C5-1 HEIGHT AND SETBACK PROVIDED | See Z-050 | COMPLIES |
| | C5-3 Height and Setback Regulations | | |
| 81-27 | A) Alternative Height and Setback Regulations - Daylight Evaluation | | |
| | B) Analysis Plan and Section Angles Scoring Schedules | | |
| | C) Analysis Plan and Section Angles Scoring Charts | | |
| | C5-3 HEIGHT AND SETBACK PROVIDED | See Z-051 to Z-057.00 | COMPLIES |

DEPT OF BLDGS 121328205 Job Number
ES044298886 Scan Code

KEY PLAN:
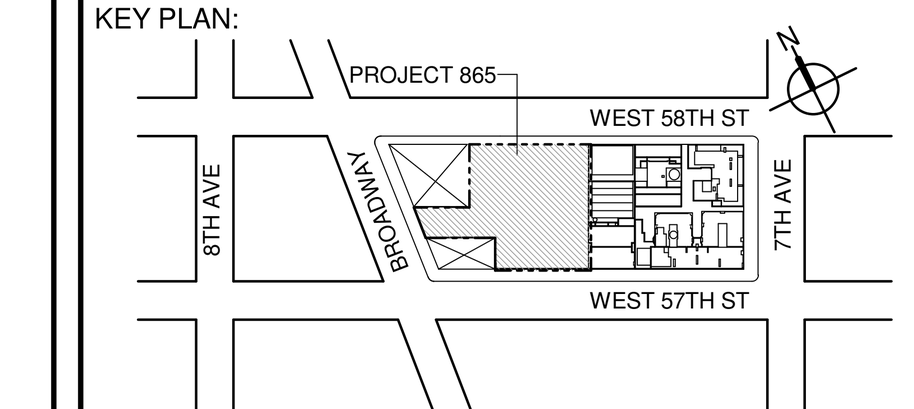


PROJECT NORTH
TRUE NORTH


DEVELOPER:
***EXTELL DEVELOPMENT COMPANY***
805 THIRD AVENUE, 7TH FLOOR
New York, NY 10022 USA
TEL: 212 712 6000 FAX: 212 712 6100

DESIGN ARCHITECT: Base Building Shell & Core
***ADRIAN SMITH + GORDON GILL ARCHITECTURE***
111 WEST MONROE STREET SUITE 2300
CHICAGO IL 60603
TEL: 312 920 1888 FAX: 312 920 1775

ARCHITECT OF RECORD: Base Building Shell & Core
***AAI ARCHITECTS, P.C.***
401 Wellington St. W., 3rd Floor
Toronto, ON M5V 1E7 Canada
TEL: 416 967 1500 FAX: 416 967 7150

STRUCTURAL ENGINEERS:
***WSP CANTOR SEINUK***
228 EAST 45th Street
New York, NY 10017 USA
TEL: 212 687 9888 FAX: 646 487 5501

MEP ENGINEERS:
***AKF GROUP***
1501 Broadway
New York, NY 10036 USA
TEL: 212 354 5656 FAX: 212 354 5668

GEOTECHNICAL ENGINEERS:
***Langan Engineering & Environmental Services***
21 Penn Plaza - 360 West 31st Street, 8th Floor
New York, NY 10001-2727
TEL: 212 479 5400 FAX: 212 479 5444

CODE CONSULTANTS:
***Construction Consulting Associates***
100 Church Street
New York, NY 10007
TEL: 212 385 1818 FAX: 212 385 1911

CURTAINWALL CONSULTANT:
***AJLP Consulting***
40 Worth Street. Suite 826
New York, NY 10013
TEL: 212 757 5659 FAX: 646 219 8508

LANDMARK/PRESERVATION CONSULTANT:
***Higgins Quasebarth & Partners LLC***
11 Hanover Square, 16th Floor
New York, NY 1005
TEL: 212 274 9468 FAX: 646 274 9380

LANDMARK/PRESERVATION CONSULTANT:
***Jan Hird Pokorny Associates, Inc.***
39 West 37th Street, 12A
New York, NY 10018
TEL: 212 759 6462 FAX: 212 759 6540


| No. | DESCRIPTION: | DATE: |
|---|---|---|
| 1 | D.O.B. SUBMISSION | 05 DEC 14 |
| 2 | D.O.B. SUBMISSION | 18 FEB 15 |
| | D.O.B. SUBMISSION | 27 APR 14 |
| | D.O.B. AMENDMENT 2 | 21 SEP 15 |
| | D.O.B. AMENDMENT 3 | 03 OCT 16 |

**D.O.B. SUBMISSION**


Discrepancies must be reported immediately to the Architect before proceeding. Only figured dimensions are to be used. Contractors must check all dimensions on site. This drawing is protected by copyright.

ALL DIMENSIONS ARE SHOWN IN IMPERIAL.


CONSULTANT:
AAI ARCHITECTS, P.C.

PROJECT:
**217 WEST 57TH STREET**
NEW YORK, NY

DRAWING TITLE:
ZONING CALCULATIONS

SEAL & SIGNATURE:
REGISTERED ARCHITECT WIEPKE DAVID JANSEN No. 028881 STATE OF NEW YORK

| | |
|---|---|
| DATE: | 05 DEC 14 |
| PROJECT No: | 1216-00 |
| DRAWN: Author | REV: 2 |
| CHK: Checker | |
| SCALE: 1/64" = 1'-0" | |
| DWG No: | **Z-002.02** |
| DOB PAGE No: | 2 of 454 |

DOB EMPLOYEE STAMP:
DOB B-SCAN:

36" x 48" Arch E -SHEET SIZE
FILE NAME:
PLOT DATE: 10/14/2016 2:04:00 PM

36" x 48" Arch E - SHEET SIZE

DEPT OF BLDGS 121328205 Job Number

ES026962323 Scan Code

## NEW BUILDING FLOOR AREA: ABOVE GRADE

| FLOOR AREA ABOVE GRADE | MARKETING FLOOR DESIGNATIONS | | ZONE C5-1 GROSS | ZONE C5-1 DEDUCTIONS | ZONE C5-1 ZFA | ZONE C5-3 MID GROSS | ZONE C5-3 MID DEDUCTIONS | ZONE C5-3 MID ZFA | TOTAL GROSS | TOTAL DEDUCTIONS | TOTAL ZFA | DWELLING UNITS |
|---|---|---|---|---|---|---|---|---|---|---|---|---|
| GROUND FLOOR | GROUND FLOOR | RESIDENTIAL | 3,960 | 106 | 3,854 | 4,244 | 168 | 4,076 | 8,204 | 274 | 7,930 | |
| GROUND FLOOR | GROUND FLOOR | RETAIL | 15,622 | 2,985 | 12,636 | 16,866 | 532 | 16,334 | 32,488 | 3,517 | 28,971 | |
| TOTAL | | | 19,581 | 3,091 | 16,490 | 21,110 | 700 | 20,410 | 40,692 | 3,791 | 36,900 | |
| 2ND FLOOR | 2ND FLOOR | RESIDENTIAL | 919 | 106 | 813 | 251 | 197 | 53 | 1,170 | 304 | 866 | |
| 2ND FLOOR | 2ND FLOOR | RETAIL | 16,279 | 393 | 15,886 | 20,591 | 715 | 19,876 | 36,870 | 1,108 | 35,762 | |
| TOTAL | | | 17,198 | 499 | 16,699 | 20,842 | 913 | 19,929 | 38,040 | 1,412 | 36,628 | |
| 3RD FLOOR | 3RD FLOOR | RESIDENTIAL | 933 | 120 | 813 | 443 | 390 | 53 | 1,377 | 510 | 867 | |
| 3RD FLOOR | 3RD FLOOR | RETAIL | 16,297 | 448 | 15,849 | 20,901 | 537 | 20,364 | 37,198 | 985 | 36,213 | |
| TOTAL | | | 17,230 | 569 | 16,662 | 21,344 | 927 | 20,417 | 38,575 | 1,495 | 37,079 | |
| 4TH FLOOR | 4TH FLOOR | RESIDENTIAL | 936 | 123 | 813 | 443 | 390 | 53 | 1,379 | 513 | 866 | |
| 4TH FLOOR | 4TH FLOOR | RETAIL | 16,294 | 451 | 15,843 | 20,399 | 528 | 19,871 | 36,693 | 979 | 35,714 | |
| TOTAL | | | 17,230 | 574 | 16,656 | 20,842 | 917 | 19,925 | 38,072 | 1,492 | 36,581 | |
| 5TH FLOOR | 5TH FLOOR | RESIDENTIAL | 936 | 123 | 813 | 451 | 397 | 53 | 1,386 | 520 | 867 | |
| 5TH FLOOR | 5TH FLOOR | RETAIL | 13,071 | 448 | 12,623 | 20,894 | 510 | 20,384 | 33,965 | 958 | 33,007 | |
| TOTAL | | | 14,007 | 571 | 13,436 | 21,344 | 907 | 20,438 | 35,351 | 1,478 | 33,873 | |
| 6TH FLOOR MEP | 6TH FLOOR | RESIDENTIAL | 5,447 | 5,447 | 0 | 6,157 | 5,651 | 506 | 11,604 | 11,098 | 506 | |
| 6TH FLOOR MEP | 6TH FLOOR | RETAIL | 8,626 | 8,626 | 0 | 14,507 | 14,507 | 0 | 23,133 | 23,133 | 0 | |
| TOTAL | | | 14,073 | 14,073 | 0 | 20,664 | 20,158 | 506 | 34,737 | 34,231 | 506 | |
| 7TH FLOOR MEP | 7TH FLOOR | RESIDENTIAL | 14,073 | 14,073 | 0 | 20,664 | 19,946 | 718 | 34,736 | 34,019 | 718 | |
| 8TH FLOOR | 14TH FLOOR | RESIDENTIAL | 7,533 | 354 | 7,180 | 5,155 | 130 | 5,025 | 12,688 | 484 | 12,205 | |
| 8TH FLOOR | 14TH FLOOR | RETAIL | 0 | 0 | 0 | 954 | 321 | 634 | 954 | 321 | 634 | |
| TOTAL | | | 7,533 | 354 | 7,180 | 6,110 | 451 | 5,659 | 13,643 | 805 | 12,838 | |
| 9TH FLOOR | 15TH FLOOR | RESIDENTIAL | 7,463 | 7,463 | 0 | 3,691 | 3,691 | 0 | 11,155 | 11,155 | 0 | |
| 10TH FLOOR | 16TH FLOOR | RESIDENTIAL | 7,463 | 346 | 7,117 | 3,691 | 62 | 3,629 | 11,155 | 408 | 10,746 | |
| 10TH FLOOR INTER 1 | 17TH FLOOR | RESIDENTIAL | 7,463 | 7,463 | 0 | 3,691 | 3,691 | 0 | 11,155 | 11,155 | 0 | |
| 10TH FLOOR INTER 2 | 18TH FLOOR | RESIDENTIAL | 7,457 | 7,457 | 0 | 3,691 | 3,691 | 0 | 11,148 | 11,148 | 0 | |
| 11TH FLOOR BMU | 19TH FLOOR | RESIDENTIAL | 7,463 | 7,463 | 0 | 3,691 | 3,691 | 0 | 11,155 | 11,155 | 0 | |
| 12TH FLOOR MEP | 20TH FLOOR | RESIDENTIAL | 9,403 | 9,403 | 0 | 4,239 | 4,239 | 0 | 13,643 | 13,643 | 0 | |
| 13TH FLOOR | 32ND FLOOR | RESIDENTIAL | 9,387 | 1,057 | 8,329 | 4,239 | 1,041 | 3,199 | 13,626 | 2,098 | 11,528 | 4 DWELLING UNITS |
| 14TH FLOOR | 33RD FLOOR | RESIDENTIAL | 9,387 | 701 | 8,686 | 4,239 | 286 | 3,953 | 13,626 | 987 | 12,639 | 6 DWELLING UNITS |
| 15TH FLOOR | 34TH FLOOR | RESIDENTIAL | 9,387 | 705 | 8,682 | 4,239 | 286 | 3,953 | 13,626 | 991 | 12,635 | 6 DWELLING UNITS |
| 16TH FLOOR | 35TH FLOOR | RESIDENTIAL | 9,387 | 705 | 8,681 | 4,239 | 286 | 3,953 | 13,626 | 991 | 12,635 | 6 DWELLING UNITS |
| 17TH FLOOR | 36TH FLOOR | RESIDENTIAL | 9,387 | 705 | 8,681 | 4,239 | 279 | 3,960 | 13,626 | 984 | 12,642 | 6 DWELLING UNITS |
| 18TH FLOOR | 37TH FLOOR | RESIDENTIAL | 9,387 | 705 | 8,681 | 4,239 | 280 | 3,960 | 13,626 | 985 | 12,641 | 6 DWELLING UNITS |
| 19TH FLOOR | 38TH FLOOR | RESIDENTIAL | 9,387 | 715 | 8,672 | 4,239 | 288 | 3,951 | 13,626 | 1,003 | 12,623 | 6 DWELLING UNITS |
| 20TH FLOOR | 39TH FLOOR | RESIDENTIAL | 9,387 | 647 | 8,740 | 2,024 | 115 | 1,909 | 11,410 | 762 | 10,649 | 2 DWELLING UNITS |
| 21ST FLOOR | 43RD FLOOR | RESIDENTIAL | 9,387 | 688 | 8,699 | 2,024 | 166 | 1,857 | 11,410 | 854 | 10,556 | 4 DWELLING UNITS |
| 22ND FLOOR | 45TH FLOOR | RESIDENTIAL | 9,387 | 688 | 8,699 | 2,024 | 167 | 1,857 | 11,410 | 855 | 10,556 | 4 DWELLING UNITS |
| 23RD FLOOR | 46TH FLOOR | RESIDENTIAL | 9,387 | 688 | 8,699 | 2,024 | 167 | 1,857 | 11,410 | 854 | 10,556 | 4 DWELLING UNITS |
| 24TH FLOOR | 47TH FLOOR | RESIDENTIAL | 9,387 | 688 | 8,699 | 2,024 | 167 | 1,857 | 11,410 | 854 | 10,556 | 4 DWELLING UNITS |
| 25TH FLOOR | 48TH FLOOR | RESIDENTIAL | 9,387 | 688 | 8,699 | 2,024 | 167 | 1,857 | 11,410 | 854 | 10,556 | 4 DWELLING UNITS |
| 26TH FLOOR | 49TH FLOOR | RESIDENTIAL | 9,387 | 701 | 8,686 | 2,024 | 167 | 1,856 | 11,410 | 868 | 10,542 | 4 DWELLING UNITS |
| 27TH FLOOR MEP | 50TH FLOOR | RESIDENTIAL | 9,202 | 9,202 | 0 | 1,973 | 1,973 | 0 | 11,175 | 11,175 | 0 | |
| 28TH FLOOR | 53RD FLOOR | RESIDENTIAL | 7,061 | 502 | 6,559 | 2,024 | 116 | 1,908 | 9,084 | 617 | 8,467 | 1 DWELLING UNITS |
| 29TH FLOOR | 54TH FLOOR | RESIDENTIAL | 7,061 | 475 | 6,586 | 2,024 | 142 | 1,882 | 9,084 | 616 | 8,468 | 3 DWELLING UNITS |
| 30TH FLOOR | 55TH FLOOR | RESIDENTIAL | 7,061 | 457 | 6,604 | 2,024 | 142 | 1,882 | 9,084 | 598 | 8,486 | 3 DWELLING UNITS |
| 31ST FLOOR | 56TH FLOOR | RESIDENTIAL | 7,061 | 457 | 6,604 | 2,024 | 142 | 1,882 | 9,084 | 598 | 8,486 | 3 DWELLING UNITS |
| 32ND FLOOR | 57TH FLOOR | RESIDENTIAL | 7,061 | 475 | 6,586 | 2,024 | 142 | 1,882 | 9,084 | 616 | 8,468 | 3 DWELLING UNITS |
| 33RD FLOOR | 58TH FLOOR | RESIDENTIAL | 7,061 | 457 | 6,604 | 2,024 | 142 | 1,882 | 9,084 | 598 | 8,486 | 3 DWELLING UNITS |
| 34TH FLOOR | 59TH FLOOR | RESIDENTIAL | 7,061 | 457 | 6,604 | 2,024 | 142 | 1,882 | 9,084 | 598 | 8,486 | 3 DWELLING UNITS |
| 35TH FLOOR | 60TH FLOOR | RESIDENTIAL | 7,061 | 475 | 6,586 | 2,024 | 142 | 1,882 | 9,084 | 616 | 8,468 | 3 DWELLING UNITS |
| 36TH FLOOR | 61ST FLOOR | RESIDENTIAL | 7,061 | 457 | 6,604 | 2,024 | 142 | 1,882 | 9,084 | 598 | 8,486 | 3 DWELLING UNITS |
| 37TH FLOOR | 62ND FLOOR | RESIDENTIAL | 7,061 | 457 | 6,604 | 2,024 | 142 | 1,882 | 9,084 | 598 | 8,486 | 3 DWELLING UNITS |
| 38TH FLOOR | 63RD FLOOR | RESIDENTIAL | 7,061 | 475 | 6,586 | 2,024 | 142 | 1,882 | 9,084 | 616 | 8,468 | 3 DWELLING UNITS |
| 39TH FLOOR | 64TH FLOOR | RESIDENTIAL | 7,061 | 457 | 6,604 | 2,024 | 142 | 1,882 | 9,084 | 598 | 8,486 | 3 DWELLING UNITS |
| 40TH FLOOR | 65TH FLOOR | RESIDENTIAL | 7,061 | 457 | 6,604 | 2,024 | 142 | 1,882 | 9,084 | 598 | 8,486 | 3 DWELLING UNITS |
| 41ST FLOOR | 66TH FLOOR | RESIDENTIAL | 7,061 | 475 | 6,586 | 2,024 | 142 | 1,882 | 9,084 | 616 | 8,468 | 3 DWELLING UNITS |
| 42ND FLOOR | 67TH FLOOR | RESIDENTIAL | 7,061 | 457 | 6,604 | 2,024 | 142 | 1,882 | 9,084 | 598 | 8,486 | 3 DWELLING UNITS |
| 43RD FLOOR | 68TH FLOOR | RESIDENTIAL | 7,061 | 457 | 6,604 | 2,024 | 142 | 1,882 | 9,084 | 598 | 8,486 | 3 DWELLING UNITS |
| 44TH FLOOR | 69TH FLOOR | RESIDENTIAL | 7,061 | 475 | 6,586 | 2,024 | 142 | 1,882 | 9,084 | 616 | 8,468 | 3 DWELLING UNITS |
| 45TH FLOOR | 70TH FLOOR | RESIDENTIAL | 7,061 | 465 | 6,596 | 2,024 | 144 | 1,880 | 9,084 | 608 | 8,476 | 3 DWELLING UNITS |
| 46TH FLOOR MEP | 71ST FLOOR | RESIDENTIAL | 6,929 | 6,929 | 0 | 1,960 | 1,960 | 0 | 8,889 | 8,889 | 0 | |
| 47TH FLOOR | 77TH FLOOR | RESIDENTIAL | 6,764 | 422 | 6,342 | 2,024 | 103 | 1,921 | 8,788 | 525 | 8,263 | 2 DWELLING UNITS |
| 48TH FLOOR | 78TH FLOOR | RESIDENTIAL | 6,644 | 440 | 6,204 | 1,874 | 110 | 1,764 | 8,518 | 550 | 7,968 | 2 DWELLING UNITS |
| 49TH FLOOR | 79TH FLOOR | RESIDENTIAL | 6,644 | 422 | 6,222 | 1,874 | 110 | 1,764 | 8,518 | 532 | 7,986 | 2 DWELLING UNITS |
| 50TH FLOOR | 80TH FLOOR | RESIDENTIAL | 6,644 | 422 | 6,222 | 1,874 | 110 | 1,764 | 8,518 | 532 | 7,986 | 2 DWELLING UNITS |
| 51ST FLOOR | 81ST FLOOR | RESIDENTIAL | 6,644 | 440 | 6,204 | 1,874 | 110 | 1,764 | 8,518 | 550 | 7,968 | 2 DWELLING UNITS |
| 52ND FLOOR | 82ND FLOOR | RESIDENTIAL | 6,644 | 422 | 6,222 | 1,874 | 110 | 1,764 | 8,518 | 532 | 7,986 | 2 DWELLING UNITS |
| 53RD FLOOR | 83RD FLOOR | RESIDENTIAL | 6,644 | 422 | 6,222 | 1,874 | 110 | 1,764 | 8,518 | 532 | 7,986 | 2 DWELLING UNITS |
| 54TH FLOOR | 84TH FLOOR | RESIDENTIAL | 6,644 | 440 | 6,204 | 1,874 | 110 | 1,764 | 8,518 | 550 | 7,968 | 2 DWELLING UNITS |
| 55TH FLOOR | 85TH FLOOR | RESIDENTIAL | 6,644 | 422 | 6,222 | 1,874 | 110 | 1,764 | 8,518 | 532 | 7,986 | 2 DWELLING UNITS |
| 56TH FLOOR | 86TH FLOOR | RESIDENTIAL | 6,644 | 422 | 6,222 | 1,874 | 110 | 1,764 | 8,518 | 532 | 7,986 | 2 DWELLING UNITS |
| 57TH FLOOR | 87TH FLOOR | RESIDENTIAL | 6,644 | 440 | 6,204 | 1,874 | 110 | 1,764 | 8,518 | 550 | 7,968 | 2 DWELLING UNITS |
| 58TH FLOOR | 88TH FLOOR | RESIDENTIAL | 6,644 | 422 | 6,222 | 1,874 | 110 | 1,764 | 8,518 | 532 | 7,986 | 2 DWELLING UNITS |
| 59TH FLOOR | 89TH FLOOR | RESIDENTIAL | 6,644 | 422 | 6,222 | 1,874 | 110 | 1,764 | 8,518 | 532 | 7,986 | 2 DWELLING UNITS |
| 60TH FLOOR | 90TH FLOOR | RESIDENTIAL | 6,644 | 440 | 6,204 | 1,874 | 110 | 1,764 | 8,518 | 550 | 7,968 | 2 DWELLING UNITS |
| 61ST FLOOR | 91ST FLOOR | RESIDENTIAL | 6,644 | 422 | 6,222 | 1,874 | 110 | 1,764 | 8,518 | 532 | 7,986 | 2 DWELLING UNITS |
| 62ND FLOOR | 92ND FLOOR | RESIDENTIAL | 6,644 | 422 | 6,222 | 1,874 | 110 | 1,764 | 8,518 | 532 | 7,986 | 2 DWELLING UNITS |
| 63RD FLOOR | 93RD FLOOR | RESIDENTIAL | 6,644 | 440 | 6,204 | 1,874 | 110 | 1,764 | 8,518 | 550 | 7,968 | 2 DWELLING UNITS |
| 64TH FLOOR | 94TH FLOOR | RESIDENTIAL | 6,644 | 422 | 6,222 | 1,874 | 110 | 1,764 | 8,518 | 532 | 7,986 | 2 DWELLING UNITS |
| 65TH FLOOR | 95TH FLOOR | RESIDENTIAL | 6,644 | 422 | 6,222 | 1,874 | 110 | 1,764 | 8,518 | 532 | 7,986 | 2 DWELLING UNITS |
| 66TH FLOOR | 96TH FLOOR | RESIDENTIAL | 6,644 | 432 | 6,212 | 1,874 | 112 | 1,762 | 8,518 | 544 | 7,974 | 2 DWELLING UNITS |
| 67TH FLOOR MEP | 97TH FLOOR | RESIDENTIAL | 6,553 | 6,553 | 0 | 1,823 | 1,823 | 0 | 8,377 | 8,377 | 0 | |
| 67TH FLOOR INTER | 98TH FLOOR | RESIDENTIAL | 6,595 | 6,595 | 0 | 1,766 | 1,766 | 0 | 8,361 | 8,361 | 0 | |
| 68TH FLOOR | 100TH FLOOR | RESIDENTIAL | 6,646 | 278 | 6,369 | 1,875 | 178 | 1,697 | 8,522 | 456 | 8,066 | |
| 69TH FLOOR | 107TH FLOOR | RESIDENTIAL | 6,285 | 319 | 5,966 | 1,873 | 127 | 1,746 | 8,158 | 445 | 7,712 | 1 DWELLING UNITS |
| 70TH FLOOR | 108TH FLOOR | RESIDENTIAL | 6,284 | 2,032 | 4,252 | 1,874 | 728 | 1,145 | 8,158 | 2,760 | 5,397 | |
| 71ST FLOOR | 109TH FLOOR | RESIDENTIAL | 6,329 | 360 | 5,968 | 1,507 | 133 | 1,374 | 7,835 | 493 | 7,342 | 1 DWELLING UNITS |
| 72ND FLOOR | 110TH FLOOR | RESIDENTIAL | 6,329 | 361 | 5,967 | 1,507 | 132 | 1,374 | 7,835 | 493 | 7,342 | 1 DWELLING UNITS |
| 73RD FLOOR | 111TH FLOOR | RESIDENTIAL | 6,329 | 361 | 5,967 | 1,507 | 132 | 1,374 | 7,835 | 493 | 7,342 | 1 DWELLING UNITS |
| 74TH FLOOR | 112TH FLOOR | RESIDENTIAL | 6,329 | 361 | 5,967 | 1,507 | 132 | 1,374 | 7,835 | 493 | 7,342 | 1 DWELLING UNITS |
| 75TH FLOOR | 113TH FLOOR | RESIDENTIAL | 6,329 | 361 | 5,967 | 1,507 | 132 | 1,374 | 7,835 | 493 | 7,342 | 1 DWELLING UNITS |
| 76TH FLOOR | 114TH FLOOR | RESIDENTIAL | 6,329 | 361 | 5,967 | 1,507 | 132 | 1,374 | 7,835 | 493 | 7,342 | 1 DWELLING UNITS |
| 77TH FLOOR | 115TH FLOOR | RESIDENTIAL | 6,329 | 361 | 5,967 | 1,507 | 132 | 1,374 | 7,835 | 493 | 7,342 | 1 DWELLING UNITS |
| 78TH FLOOR | 116TH FLOOR | RESIDENTIAL | 6,329 | 361 | 5,967 | 1,507 | 132 | 1,374 | 7,835 | 493 | 7,342 | 1 DWELLING UNITS |
| 79TH FLOOR | 117TH FLOOR | RESIDENTIAL | 6,329 | 361 | 5,967 | 1,507 | 132 | 1,374 | 7,835 | 493 | 7,342 | 1 DWELLING UNITS |
| 80TH FLOOR | 118TH FLOOR | RESIDENTIAL | 6,329 | 361 | 5,967 | 1,507 | 132 | 1,374 | 7,835 | 493 | 7,342 | 1 DWELLING UNITS |
| 81ST FLOOR | 119TH FLOOR | RESIDENTIAL | 6,329 | 361 | 5,967 | 1,507 | 132 | 1,374 | 7,835 | 493 | 7,342 | 1 DWELLING UNITS |
| 82ND FLOOR | 120TH FLOOR | RESIDENTIAL | 6,329 | 361 | 5,967 | 1,507 | 132 | 1,374 | 7,835 | 493 | 7,342 | 1 DWELLING UNITS |
| 83RD FLOOR | 121ST FLOOR | RESIDENTIAL | 6,329 | 361 | 5,967 | 1,507 | 132 | 1,374 | 7,835 | 493 | 7,342 | 1 DWELLING UNITS |
| 84TH FLOOR | 122ND FLOOR | RESIDENTIAL | 6,329 | 361 | 5,967 | 1,507 | 132 | 1,374 | 7,835 | 493 | 7,342 | 1 DWELLING UNITS |
| 85TH FLOOR | 123RD FLOOR | RESIDENTIAL | 6,329 | 361 | 5,967 | 1,507 | 132 | 1,374 | 7,835 | 493 | 7,342 | 1 DWELLING UNITS |
| 86TH FLOOR | 124TH FLOOR | RESIDENTIAL | 6,329 | 361 | 5,967 | 1,507 | 132 | 1,374 | 7,835 | 493 | 7,342 | 1 DWELLING UNITS |
| 87TH FLOOR | 125TH FLOOR | RESIDENTIAL | 6,329 | 361 | 5,967 | 1,507 | 132 | 1,374 | 7,835 | 493 | 7,342 | 1 DWELLING UNITS |
| 88TH FLOOR | 126TH FLOOR | RESIDENTIAL | 6,329 | 360 | 5,969 | 1,507 | 134 | 1,373 | 7,835 | 493 | 7,342 | 1 DWELLING UNITS |
| 89TH FLOOR | 127TH FLOOR | RESIDENTIAL | 6,329 | 343 | 5,985 | 1,507 | 134 | 1,372 | 7,835 | 477 | 7,358 | 1 DWELLING UNITS |
| 90TH FLOOR | 128TH FLOOR | RESIDENTIAL | 6,329 | 2,068 | 4,261 | 1,507 | 796 | 711 | 7,835 | 2,864 | 4,971 | |
| 91ST FLOOR | 129TH FLOOR | RESIDENTIAL | 6,329 | 379 | 5,950 | 1,507 | 119 | 1,388 | 7,835 | 498 | 7,337 | 1 DWELLING UNITS |
| 92ND FLOOR | 130TH FLOOR | RESIDENTIAL | 6,329 | 2,091 | 4,238 | 1,507 | 138 | 1,368 | 7,835 | 2,229 | 5,606 | |
| 93RD FLOOR | 131ST FLOOR | RESIDENTIAL | 6,317 | 398 | 5,918 | 1,504 | 109 | 1,394 | 7,820 | 507 | 7,313 | |
| 94TH FLOOR MEP | 132ND FLOOR | RESIDENTIAL | 4,865 | 4,865 | 0 | 1,319 | 1,319 | 0 | 6,184 | 6,184 | 0 | |
| 95TH FLOOR EMR | 133RD FLOOR | RESIDENTIAL | 4,808 | 4,808 | 0 | 1,319 | 1,319 | 0 | 6,127 | 6,127 | 0 | |
| 96TH FLOOR DAMPER | 134TH FLOOR | RESIDENTIAL | 4,808 | 4,808 | 0 | 1,319 | 1,319 | 0 | 6,127 | 6,127 | 0 | |
| 97TH FLOOR MEP | 135TH FLOOR | RESIDENTIAL | 4,808 | 4,808 | 0 | 1,319 | 1,319 | 0 | 6,127 | 6,127 | 0 | |
| 98TH FLOOR MEP | 136TH FLOOR | RESIDENTIAL | 4,808 | 4,808 | 0 | 1,319 | 1,319 | 0 | 6,127 | 6,127 | 0 | |
| 99TH FLOOR ROOF | 137TH FLOOR | RESIDENTIAL | 155 | 155 | 0 | 143 | 143 | 0 | 298 | 298 | 0 | |
| | | | ZONE C5-1 | | | ZONE C5-3 MID | | | TOTAL | | | |
| | | | GROSS | DEDUCTIONS | ZFA | GROSS | DEDUCTIONS | ZFA | GROSS | DEDUCTIONS | ZFA | |
| ABOVE GRADE TOTAL | | RESIDENTIAL | 691,251 | 155,009 | 536,241 | 232,921 | 73,885 | 159,036 | 924,172 | 228,894 | 695,277 | |
| | | RETAIL | 86,189 | 13,352 | 72,837 | 115,111 | 17,649 | 97,463 | 201,301 | 31,001 | 170,300 | |
| | | TOTAL | 777,440 | 168,361 | 609,079 | 348,032 | 91,534 | 256,499 | 1,125,472 | 259,895 | 865,577 | 179 TOTAL DWELLING UNITS |

NOTE: RESIDENTIAL FLOOR AREA UP TO 10 F.A.R. MAY BE LOCATED IN EITHER ZONE WITHOUT RESTRICTION

## NEW BUILDING FLOOR AREA: BELOW GRADE

| FLOOR AREA BELOW GRADE | | ZONE C5-1 GROSS | ZONE C5-1 DEDUCTIONS | ZONE C5-1 ZFA | ZONE C5-3 MID GROSS | ZONE C5-3 MID DEDUCTIONS | ZONE C5-3 MID ZFA | TOTAL GROSS | TOTAL DEDUCTIONS | TOTAL ZFA |
|---|---|---|---|---|---|---|---|---|---|---|
| SUB CELLAR 3 | RESIDENTIAL | 9,174 | 9,174 | 0 | 8,622 | 8,622 | 0 | 17,796 | 17,796 | 0 |
| TOTAL | | 9,174 | 9,174 | 0 | 8,622 | 8,622 | 0 | 17,796 | 17,796 | 0 |
| SUB CELLAR 2 | RESIDENTIAL | 4,375 | 4,375 | 0 | 9,583 | 9,583 | 0 | 13,958 | 13,958 | 0 |
| SUB CELLAR 2 | RETAIL | 15,206 | 15,206 | 0 | 7,729 | 7,729 | 0 | 22,935 | 22,935 | 0 |
| TOTAL | | 19,581 | 19,581 | 0 | 17,313 | 17,313 | 0 | 36,894 | 36,894 | 0 |
| SUB CELLAR 1 | RESIDENTIAL | 639 | 639 | 0 | 471 | 471 | 0 | 1,111 | 1,111 | 0 |
| SUB CELLAR 1 | RETAIL | 18,942 | 18,942 | 0 | 16,841 | 16,841 | 0 | 35,783 | 35,783 | 0 |
| TOTAL | | 19,581 | 19,581 | 0 | 17,313 | 17,313 | 0 | 36,894 | 36,894 | 0 |
| CELLAR | RESIDENTIAL | 2,835 | 2,835 | 0 | 2,538 | 2,538 | 0 | 5,373 | 5,373 | 0 |
| CELLAR | RETAIL | 16,746 | 16,746 | 0 | 18,585 | 18,585 | 0 | 35,331 | 35,331 | 0 |
| TOTAL | | 19,581 | 19,581 | 0 | 21,123 | 21,123 | 0 | 40,704 | 40,704 | 0 |
| | | GROSS | DEDUCTIONS | ZFA | GROSS | DEDUCTIONS | ZFA | GROSS | DEDUCTIONS | ZFA |
| BELOW GRADE TOTAL | RESIDENTIAL | 17,024 | 17,024 | 0 | 21,215 | 21,215 | 0 | 38,238 | 38,238 | 0 |
| | RETAIL | 50,894 | 50,894 | 0 | 43,155 | 43,155 | 0 | 94,050 | 94,050 | 0 |
| | TOTAL | 67,918 | 67,918 | 0 | 64,370 | 64,370 | 0 | 132,288 | 132,288 | 0 |

| | | GROSS | DEDUCTIONS | ZFA | GROSS | DEDUCTIONS | ZFA | GROSS | DEDUCTIONS | ZFA |
|---|---|---|---|---|---|---|---|---|---|---|
| ABOVE & BELOW GRADE TOTAL | RESIDENTIAL | 708,274 | 172,033 | 536,241 | 254,135 | 95,099 | 159,036 | 962,410 | 267,132 | 695,277 |
| | RETAIL | 137,084 | 64,246 | 72,837 | 158,267 | 60,804 | 97,463 | 295,350 | 125,050 | 170,300 |
| | TOTAL | 845,358 | 236,279 | 609,079 | 412,402 | 155,904 | 256,499 | 1,257,760 | 392,183 | 865,577 |

## EXISTING BUILDING FLOOR AREA SCHEDULE

**LOT 23 — C5-1 AND C5-3 MID ZONE** — 215 WEST 57TH STREET, NEW YORK

| FLOOR AREA ABOVE GRADE | | ZONE C5-1 GROSS | ZONE C5-1 DEDUCTIONS | ZONE C5-1 ZFA | ZONE C5-3 MID GROSS | ZONE C5-3 MID DEDUCTIONS | ZONE C5-3 MID ZFA | TOTAL GROSS | TOTAL DEDUCTIONS | TOTAL ZFA |
|---|---|---|---|---|---|---|---|---|---|---|
| 1ST FLOOR | COMMUNITY FACILITY | 7,531 | 0 | 7,531 | 7,417 | 50 | 7,367 | 14,948 | 50 | 14,898 |
| 2ND FLOOR | COMMUNITY FACILITY | | | 0 | 5,524 | 50 | 5,474 | 5,524 | 50 | 5,474 |
| MEZZ | COMMUNITY FACILITY | | | 0 | 407 | | 407 | 407 | 0 | 407 |
| 3RD FLOOR | COMMUNITY FACILITY | | | 0 | 5,524 | 50 | 5,474 | 5,524 | 50 | 5,474 |
| 4TH FLOOR | COMMUNITY FACILITY | | | 0 | 5,524 | 50 | 5,474 | 5,524 | 50 | 5,474 |
| MEZZ | COMMUNITY FACILITY | | | 0 | 279 | | 279 | 279 | 0 | 279 |
| 5TH FLOOR | COMMUNITY FACILITY | | | 0 | 2,306 | 384 | 1,922 | 2,306 | 384 | 1,922 |
| | | GROSS | DEDUCTIONS | ZFA | GROSS | DEDUCTIONS | ZFA | GROSS | DEDUCTIONS | ZFA |
| ABOVE GRADE TOTAL | COMMUNITY FACILITY | 7,531 | 0 | 7,531 | 26,981 | 584 | 26,397 | 34,512 | 584 | 33,928 |
| | RESIDENTIAL | 0 | 0 | 0 | 0 | 0 | 0 | 0 | 0 | 0 |
| | RETAIL | 0 | 0 | 0 | 0 | 50 | 0 | 0 | 0 | 0 |
| TOTAL GROSS | | 7,531 | 0 | 7,531 | 26,981 | 634 | 26,397 | 34,512 | 584 | 33,928 |

**LOT 27 — C5-3 / C6-6 ZONE** — 201 - 211 WEST 57TH STREET, NEW YORK

| FLOOR AREA ABOVE GRADE | | ZONE C5-1 GROSS | ZONE C5-1 DEDUCTIONS | ZONE C5-1 ZFA | ZONE C5-3 / C6-6 MID GROSS | ZONE C5-3 / C6-6 MID DEDUCTIONS | ZONE C5-3 / C6-6 MID ZFA | TOTAL GROSS | TOTAL DEDUCTIONS | TOTAL ZFA |
|---|---|---|---|---|---|---|---|---|---|---|
| 1ST FLOOR | RESIDENTIAL | | | 0 | 8,613 | 335 | 8,278 | 8,613 | 335 | 8,278 |
| | RETAIL | | | 0 | 5,866 | 228 | 5,638 | 5,866 | 228 | 5,638 |
| | TOTAL | 0 | 0 | 0 | 14,479 | 563 | 13,916 | 14,479 | 563 | 13,916 |
| 2ND FLOOR | RESIDENTIAL | | | 0 | 16,618 | 563 | 16,055 | 16,618 | 563 | 16,055 |
| 3RD FLOOR | RESIDENTIAL | | | 0 | 15,236 | 563 | 14,673 | 15,236 | 563 | 14,673 |
| 4TH FLOOR | RESIDENTIAL | | | 0 | 16,599 | 563 | 16,036 | 16,599 | 563 | 16,036 |
| 5TH FLOOR | RESIDENTIAL | | | 0 | 14,290 | 563 | 13,727 | 14,290 | 563 | 13,727 |
| 6TH FLOOR | RESIDENTIAL | | | 0 | 16,599 | 563 | 16,036 | 16,599 | 563 | 16,036 |
| 7TH FLOOR | RESIDENTIAL | | | 0 | 15,254 | 563 | 14,691 | 15,254 | 563 | 14,691 |
| 8TH FLOOR | RESIDENTIAL | | | 0 | 16,618 | 563 | 16,055 | 16,618 | 563 | 16,055 |
| 9TH FLOOR | RESIDENTIAL | | | 0 | 15,254 | 563 | 14,691 | 15,254 | 563 | 14,691 |
| 10TH FLOOR | RESIDENTIAL | | | 0 | 14,308 | 563 | 13,745 | 14,308 | 563 | 13,745 |
| 11TH FLOOR | RESIDENTIAL | | | 0 | 12,637 | 563 | 12,074 | 12,637 | 563 | 12,074 |
| 12TH FLOOR | RESIDENTIAL | | | 0 | 1,087 | 0 | 1,087 | 1,087 | 0 | 1,087 |
| | | GROSS | DEDUCTIONS | ZFA | GROSS | DEDUCTIONS | ZFA | GROSS | DEDUCTIONS | ZFA |
| ABOVE GRADE TOTAL | COMMUNITY FACILITY | 0 | 0 | 0 | 0 | 0 | 0 | 0 | 0 | 0 |
| | RESIDENTIAL | 0 | 0 | 0 | 163,113 | 5,968 | 157,145 | 163,113 | 5,968 | 157,145 |
| | RETAIL | 0 | 0 | 0 | 5,866 | 228 | 5,638 | 5,866 | 228 | 5,638 |
| TOTAL GROSS | | 0 | 0 | 0 | 168,979 | 6,196 | 162,783 | 168,979 | 6,196 | 162,783 |

**LOT 36 — C5-1 ZONE** — 200 WEST 58TH STREET, NEW YORK

| FLOOR AREA ABOVE GRADE | | ZONE C5-1 GROSS | ZONE C5-1 DEDUCTIONS | ZONE C5-1 ZFA | ZONE C5-3 / C6-6 MID GROSS | ZONE C5-3 / C6-6 MID DEDUCTIONS | ZONE C5-3 / C6-6 MID ZFA | TOTAL GROSS | TOTAL DEDUCTIONS | TOTAL ZFA |
|---|---|---|---|---|---|---|---|---|---|---|
| 1ST FLOOR | RESIDENTIAL | 3,599 | 108 | 3,491 | | | 0 | 3,599 | 108 | 3,491 |
| | RETAIL | 3,636 | 109 | 3,527 | | | 0 | 3,636 | 109 | 3,527 |
| | TOTAL | 7,235 | 217 | 7,018 | 0 | 0 | 0 | 7,235 | 217 | 7,018 |
| 2ND FLOOR | RESIDENTIAL | 7,097 | 217 | 6,880 | | | 0 | 7,097 | 217 | 6,880 |
| 3RD FLOOR | RESIDENTIAL | 7,097 | 217 | 6,880 | | | 0 | 7,097 | 217 | 6,880 |
| 4TH FLOOR | RESIDENTIAL | 7,097 | 217 | 6,880 | | | 0 | 7,097 | 217 | 6,880 |
| 5TH FLOOR | RESIDENTIAL | 7,097 | 217 | 6,880 | | | 0 | 7,097 | 217 | 6,880 |
| 6TH FLOOR | RESIDENTIAL | 7,097 | 217 | 6,880 | | | 0 | 7,097 | 217 | 6,880 |
| 7TH FLOOR | RESIDENTIAL | 7,097 | 217 | 6,880 | | | 0 | 7,097 | 217 | 6,880 |
| 8TH FLOOR | RESIDENTIAL | 7,097 | 217 | 6,880 | | | 0 | 7,097 | 217 | 6,880 |
| 9TH FLOOR | RESIDENTIAL | 7,097 | 217 | 6,880 | | | 0 | 7,097 | 217 | 6,880 |
| 10TH FLOOR | RESIDENTIAL | 7,097 | 217 | 6,880 | | | 0 | 7,097 | 217 | 6,880 |
| 11TH FLOOR | RESIDENTIAL | 7,097 | 217 | 6,880 | | | 0 | 7,097 | 217 | 6,880 |
| 12TH FLOOR | RESIDENTIAL | 7,097 | 217 | 6,880 | | | 0 | 7,097 | 217 | 6,880 |
| 13TH FLOOR | RESIDENTIAL | 3,503 | 75 | 3,428 | | | 0 | 3,503 | 75 | 3,428 |
| | | GROSS | DEDUCTIONS | ZFA | GROSS | DEDUCTIONS | ZFA | GROSS | DEDUCTIONS | ZFA |
| ABOVE GRADE TOTAL | COMMUNITY FACILITY | 0 | 0 | 0 | 0 | 0 | 0 | 0 | 0 | 0 |
| | RESIDENTIAL | 85,169 | 2,566 | 82,603 | 0 | 0 | 0 | 85,169 | 2,566 | 82,603 |
| | RETAIL | 3,636 | 109 | 3,527 | 0 | 0 | 0 | 3,636 | 109 | 3,527 |
| TOTAL GROSS | | 88,805 | 2,675 | 86,130 | 0 | 0 | 0 | 88,805 | 2,675 | 86,130 |

**LOT 37 — C5-1 ZONE** — 202 - 206 WEST 58TH STREET, NEW YORK

| FLOOR AREA ABOVE GRADE | | ZONE C5-1 GROSS | ZONE C5-1 DEDUCTIONS | ZONE C5-1 ZFA | ZONE C5-3 / C6-6 MID GROSS | ZONE C5-3 / C6-6 MID DEDUCTIONS | ZONE C5-3 / C6-6 MID ZFA | TOTAL GROSS | TOTAL DEDUCTIONS | TOTAL ZFA |
|---|---|---|---|---|---|---|---|---|---|---|
| 1ST FLOOR | COMMUNITY FACILITY | 7,531 | 33 | 7,498 | | | 0 | 7,531 | 33 | 7,498 |
| 2ND FLOOR | COMMUNITY FACILITY | 6,028 | 33 | 5,995 | | | 0 | 6,028 | 33 | 5,995 |
| 3RD FLOOR | COMMUNITY FACILITY | 6,028 | 33 | 5,995 | | | 0 | 6,028 | 33 | 5,995 |
| MEZZ | COMMUNITY FACILITY | 778 | 320 | 458 | | | 0 | 778 | 320 | 458 |
| 4TH FLOOR | COMMUNITY FACILITY | 6,028 | 33 | 5,995 | | | 0 | 6,028 | 33 | 5,995 |
| 5TH FLOOR | COMMUNITY FACILITY | 5,233 | 33 | 5,200 | | | 0 | 5,233 | 33 | 5,200 |
| 6TH FLOOR | COMMUNITY FACILITY | 5,233 | 33 | 5,200 | | | 0 | 5,233 | 33 | 5,200 |
| 7TH FLOOR | COMMUNITY FACILITY | 3,733 | 33 | 3,700 | | | 0 | 3,733 | 33 | 3,700 |
| 8TH FLOOR | COMMUNITY FACILITY | 3,733 | 33 | 3,700 | | | 0 | 3,733 | 33 | 3,700 |
| 9TH FLOOR | COMMUNITY FACILITY | 3,733 | 33 | 3,700 | | | 0 | 3,733 | 33 | 3,700 |
| 10TH FLOOR | COMMUNITY FACILITY | 3,733 | 33 | 3,700 | | | 0 | 3,733 | 33 | 3,700 |
| 11TH FLOOR | COMMUNITY FACILITY | 3,733 | 33 | 3,700 | | | 0 | 3,733 | 33 | 3,700 |
| 12TH FLOOR | COMMUNITY FACILITY | 3,156 | 33 | 3,123 | | | 0 | 3,156 | 33 | 3,123 |
| 13TH FLOOR | COMMUNITY FACILITY | 2,914 | 33 | 2,881 | | | 0 | 2,914 | 33 | 2,881 |
| 14TH FLOOR | COMMUNITY FACILITY | 2,668 | 33 | 2,635 | | | 0 | 2,668 | 33 | 2,635 |
| 15TH FLOOR | COMMUNITY FACILITY | 2,506 | 2,506 | 0 | | | 0 | 2,506 | 2,506 | 0 |
| | | GROSS | DEDUCTIONS | ZFA | GROSS | DEDUCTIONS | ZFA | GROSS | DEDUCTIONS | ZFA |
| ABOVE GRADE TOTAL | COMMUNITY FACILITY | 66,768 | 3,289 | 63,479 | 0 | 0 | 0 | 66,768 | 3,289 | 63,479 |
| | RESIDENTIAL | 0 | 0 | 0 | 0 | 0 | 0 | 0 | 0 | 0 |
| | RETAIL | 0 | 0 | 0 | 0 | 0 | 0 | 0 | 0 | 0 |
| TOTAL GROSS | | 66,768 | 3,289 | 63,479 | 0 | 0 | 0 | 66,768 | 3,289 | 63,479 |

KEY PLAN:

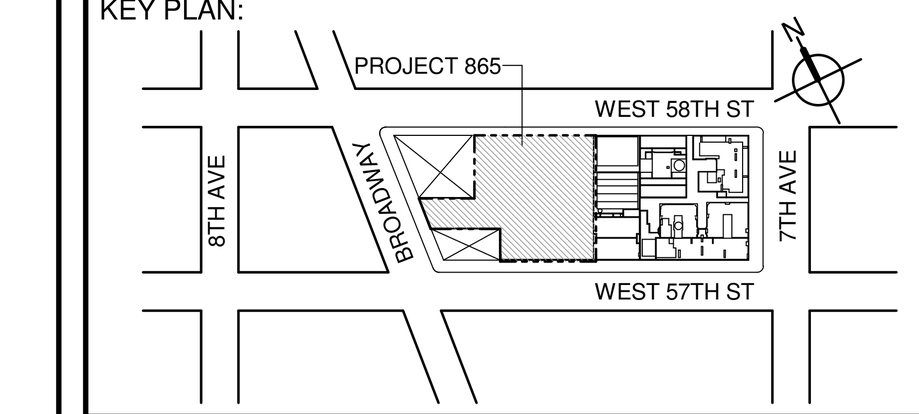


PROJECT NORTH | TRUE NORTH


DEVELOPER:
**EXTELL DEVELOPMENT COMPANY**
805 THIRD AVENUE, 7TH FLOOR
New York, NY 10022 USA
TEL: 212 712 6000 FAX: 212 712 6100

DESIGN ARCHITECT: Base Building Shell & Core
**ADRIAN SMITH + GORDON GILL ARCHITECTURE**
111 WEST MONROE STREET SUITE 2300
CHICAGO IL 60603
TEL: 312 920 1888 FAX: 312 920 1775

ARCHITECT OF RECORD: Base Building Shell & Core
**AAI ARCHITECTS, P.C.**
401 Wellington St. W., 3rd Floor
Toronto, ON M5V 1E7 Canada
TEL: 416 967 1500 FAX: 416 967 7150

STRUCTURAL ENGINEERS:
**WSP CANTOR SEINUK**
228 EAST 45th Street
New York, NY 10017 USA
TEL: 212 687 9888 FAX: 646 487 5501

MEP ENGINEERS:
**AKF GROUP**
1501 Broadway
New York, NY 10036 USA
TEL: 212 354 5656 FAX: 212 354 5668

GEOTECHNICAL ENGINEERS:
**Langan Engineering & Environmental Services**
21 Penn Plaza - 360 West 31st Street, 8th Floor
New York, NY 10001-2727
TEL: 212 479 5400 FAX: 212 479 5444

CODE CONSULTANTS:
**Construction Consulting Associates**
100 Church Street
New York, NY 10007
TEL: 212 385 1818 FAX: 212 385 1911

CURTAINWALL CONSULTANT:
**AJLP Consulting**
40 Worth Street. Suite 826
New York, NY 10013
TEL: 212 757 5659 FAX: 646 219 8508

LANDMARK/PRESERVATION CONSULTANT:
**Higgins Quasebarth & Partners LLC**
11 Hanover Square, 16th Floor
New York, NY 1005
TEL: 212 274 9468 FAX: 646 274 9380

LANDMARK/PRESERVATION CONSULTANT:
**Jan Hird Pokorny Associates, Inc.**
39 West 37th Street, 12A
New York, NY 10018
TEL: 212 759 6462 FAX: 212 759 6540


| No. | DESCRIPTION: | DATE: |
|---|---|---|
| 1 | D.O.B. SUBMISSION | 05 DEC 14 |
| 2 | D.O.B. SUBMISSION | 18 FEB 15 |
| | D.O.B. SUBMISSION | 27 APR 14 |
| | D.O.B. AMENDMENT 2 | 21 SEP 15 |
| | D.O.B. AMENDMENT 3 | 03 OCT 16 |

**D.O.B. SUBMISSION**


Discrepancies must be reported immediately to the Architect before proceeding. Only figured dimensions are to be used. Contractors must check all dimensions on site. This drawing is protected by copyright.


ALL DIMENSIONS ARE SHOWN IN IMPERIAL.

CONSULTANT:
AAI ARCHITECTS, P.C.

PROJECT:
**217 WEST 57TH STREET**
NEW YORK, NY

DRAWING TITLE:
FLOOR AREA SCHEDULE

SEAL & SIGNATURE: REGISTERED ARCHITECT WIEPKE DAVID JANSEN No. 028881 STATE OF NEW YORK

| | |
|---|---|
| DATE: | 05 DEC 14 |
| PROJECT No: | 1216-00 |
| DRAWN: Author | REV: 2 |
| CHK: Checker | |
| SCALE: | |
| DWG No: | Z-003.02 |
| DOB PAGE No: | 3 of 454 |

DOB EMPLOYEE STAMP: | DOB B-SCAN:

FILE NAME:
PLOT DATE:10/14/2016 1:57:39 PM

DEPT OF BLDGS 421263625 Job Number
E3625313095 Scan Code

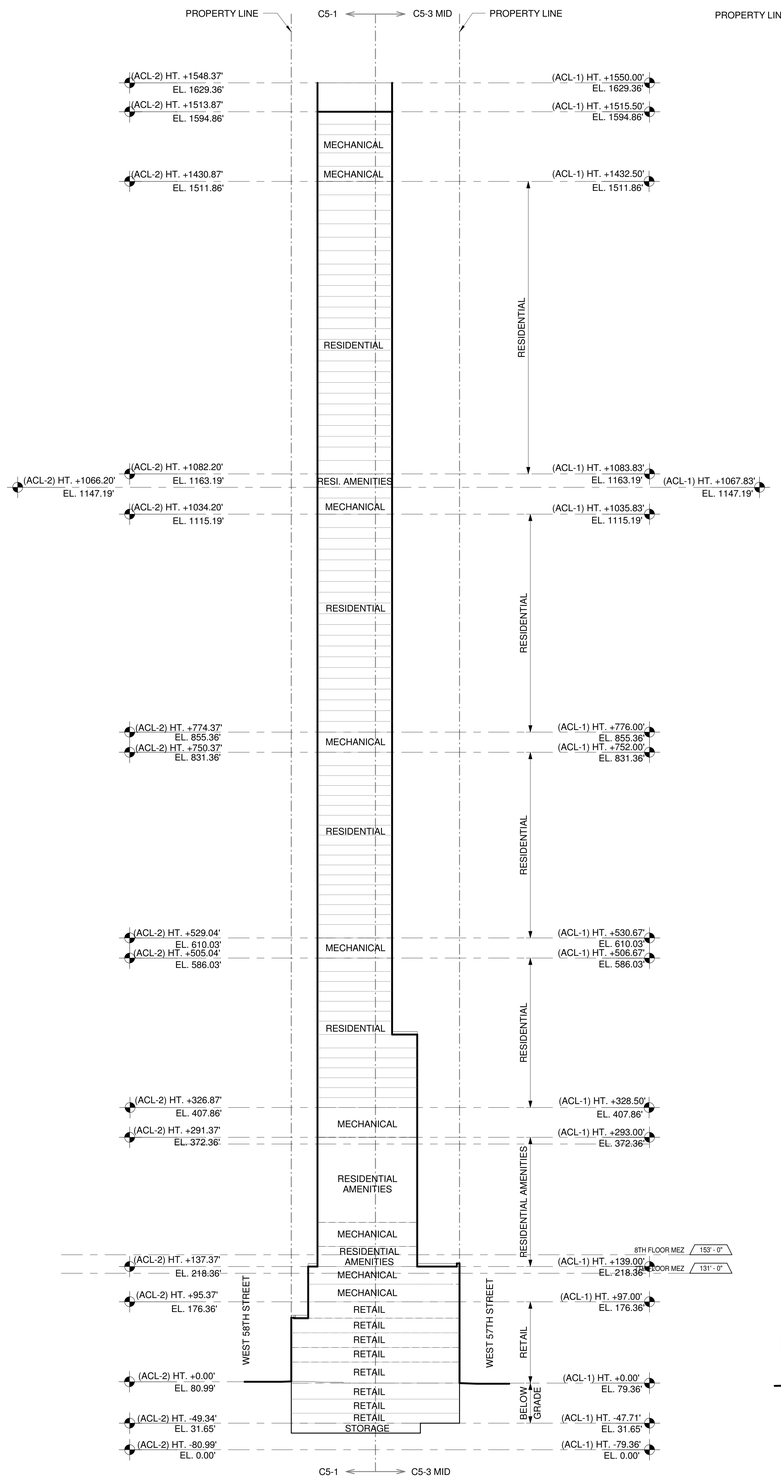


2 **NORTH-SOUTH BUILDING SECTION**
1/64" = 1'-0"

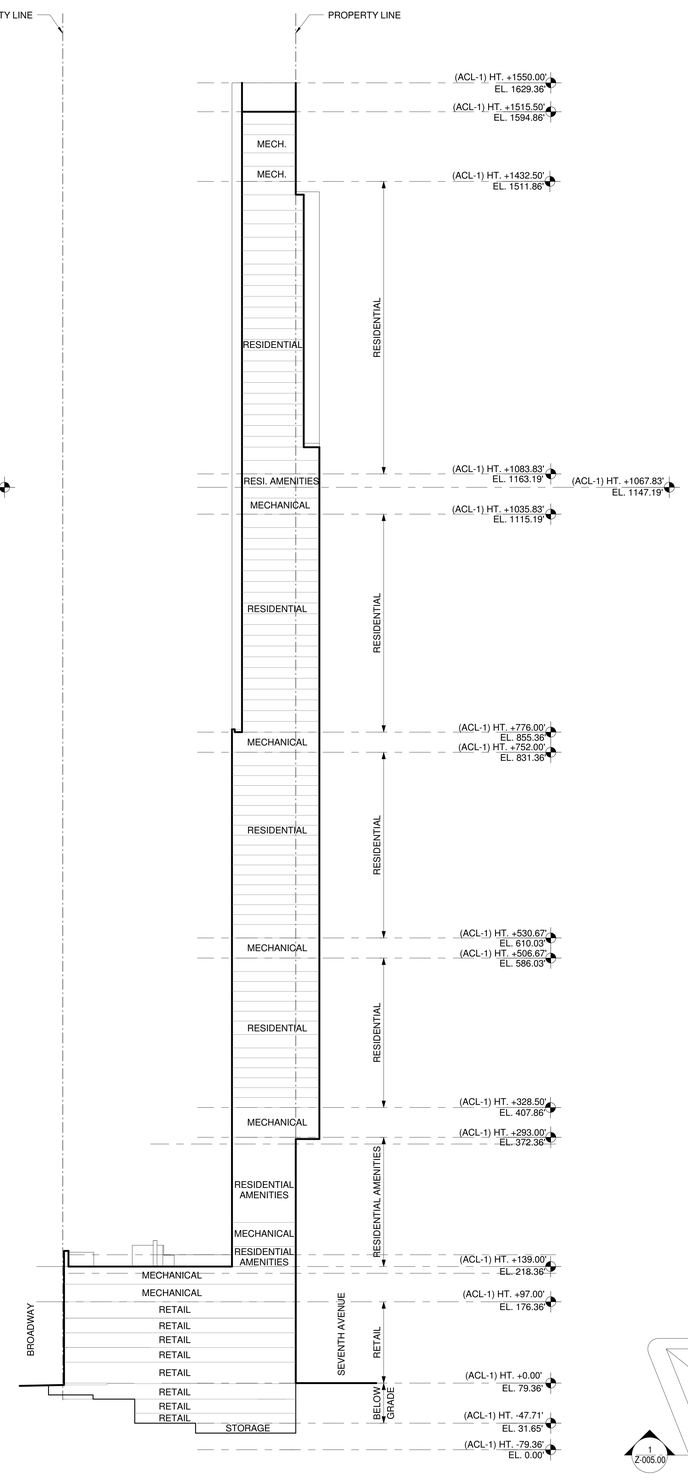


1 **EAST-WEST BUILDING SECTION**
1/64" = 1'-0"

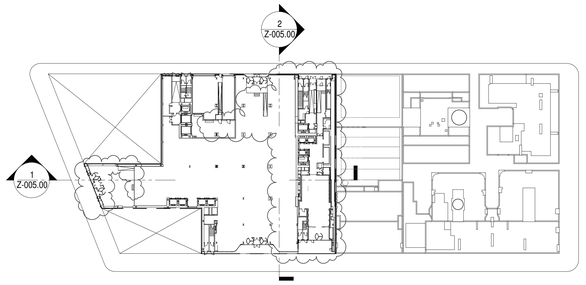


KEY PLAN:

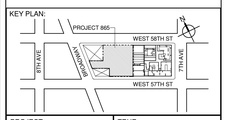


PROJECT NORTH

TRUE NORTH

DEVELOPER:
***EXTELL DEVELOPMENT COMPANY***
805 THIRD AVENUE, 7TH FLOOR
New York, NY 10022 USA
TEL: 212 712 6000 FAX: 212 712 6100

DESIGN ARCHITECT: Base Building Shell & Core
***ADRIAN SMITH + GORDON GILL ARCHITECTURE***
111 WEST MONROE STREET SUITE 2300
CHICAGO IL 60603
TEL: 312 920 1888 FAX: 312 920 1775

ARCHITECT OF RECORD: Base Building Shell & Core
***AAI ARCHITECTS, P.C.***
401 Wellington St. W., 3rd Floor
Toronto, ON M5V 1E7 Canada
TEL: 416 967 1500 FAX: 416 967 7150

STRUCTURAL ENGINEERS:
***WSP CANTOR SEINUK***
228 EAST 45th Street
New York, NY 10017 USA
TEL: 212 687 9888 FAX: 646 487 5501

MEP ENGINEERS:
***AKF GROUP***
1501 Broadway
New York, NY 10036 USA
TEL: 212 354 5656 FAX: 212 354 5668

GEOTECHNICAL ENGINEERS:
***Langan Engineering & Environmental Services***
21 Penn Plaza - 360 West 31st Street, 8th Floor
New York, NY 10001-2727
TEL: 212 479 5400 FAX: 212 479 5444

CODE CONSULTANTS:
***Construction Consulting Associates***
100 Church Street
New York, NY 10007
TEL: 212 385 1818 FAX: 212 385 1911

CURTAINWALL CONSULTANT:
***AJLP Consulting***
40 Worth Street, Suite 826
New York, NY 10013
TEL: 212 757 5659 FAX: 646 219 8508

LANDMARK/PRESERVATION CONSULTANT:
***Higgins Quasebarth & Partners LLC***
11 Hanover Square, 16th Floor
New York, NY 1005
TEL: 212 274 9468 FAX: 646 274 9380

LANDMARK/PRESERVATION CONSULTANT:
***Jan Hird Pokorny Associates, Inc.***
39 West 37th Street, 12A
New York, NY 10018
TEL: 212 759 6462 FAX: 212 759 6540

| No. | DESCRIPTION: | DATE: |
|---|---|---|
| 1 | D.O.B. SUBMISSION | 05 DEC 14 |
| 2 | D.O.B. SUBMISSION | 18 FEB 15 |
| | D.O.B. SUBMISSION | 27 APR 14 |
| | D.O.B. AMENDMENT 2 | 21 SEP 15 |
| | D.O.B. AMENDMENT 3 | 03 OCT 16 |

0 16' - 0" 32' - 0" 64' - 0"

**D.O.B. SUBMISSION**

Discrepancies must be reported immediately to the Architect before proceeding. Only figured dimensions are to be used. Contractors must check all dimensions on site. This drawing is protected by copyright.

ALL DIMENSIONS ARE SHOWN IN IMPERIAL.

CONSULTANT:
AAI ARCHITECTS, P.C.

PROJECT:
**217 WEST 57TH STREET**
NEW YORK, NY

DRAWING TITLE:
BUILDING SECTIONS

SEAL & SIGNATURE:
REGISTERED ARCHITECT RE DAVID JAMES 028881 STATE OF NEW YORK

| | |
|---|---|
| DATE: | 05 DEC 14 |
| PROJECT No: | 1216-00 |
| DRAWN: Author | REV: |
| Chk: Checker | 2 |
| SCALE: As indicated | |
| DWG No: | Z-005.02 |
| DOB PAGE No: | 4 of 454 |

DOB EMPLOYEE STAMP:

DOB B-SCAN:

36" x 48" Arch E SHEET SIZE
FILE NAME:
PLOT DATE: 10/14/2016 2:04:59 PM

36" x 48" Arch E -SHEET SIZE

DEPT OF BLDGS 121328205 Job Number

ES115465853 Scan Code

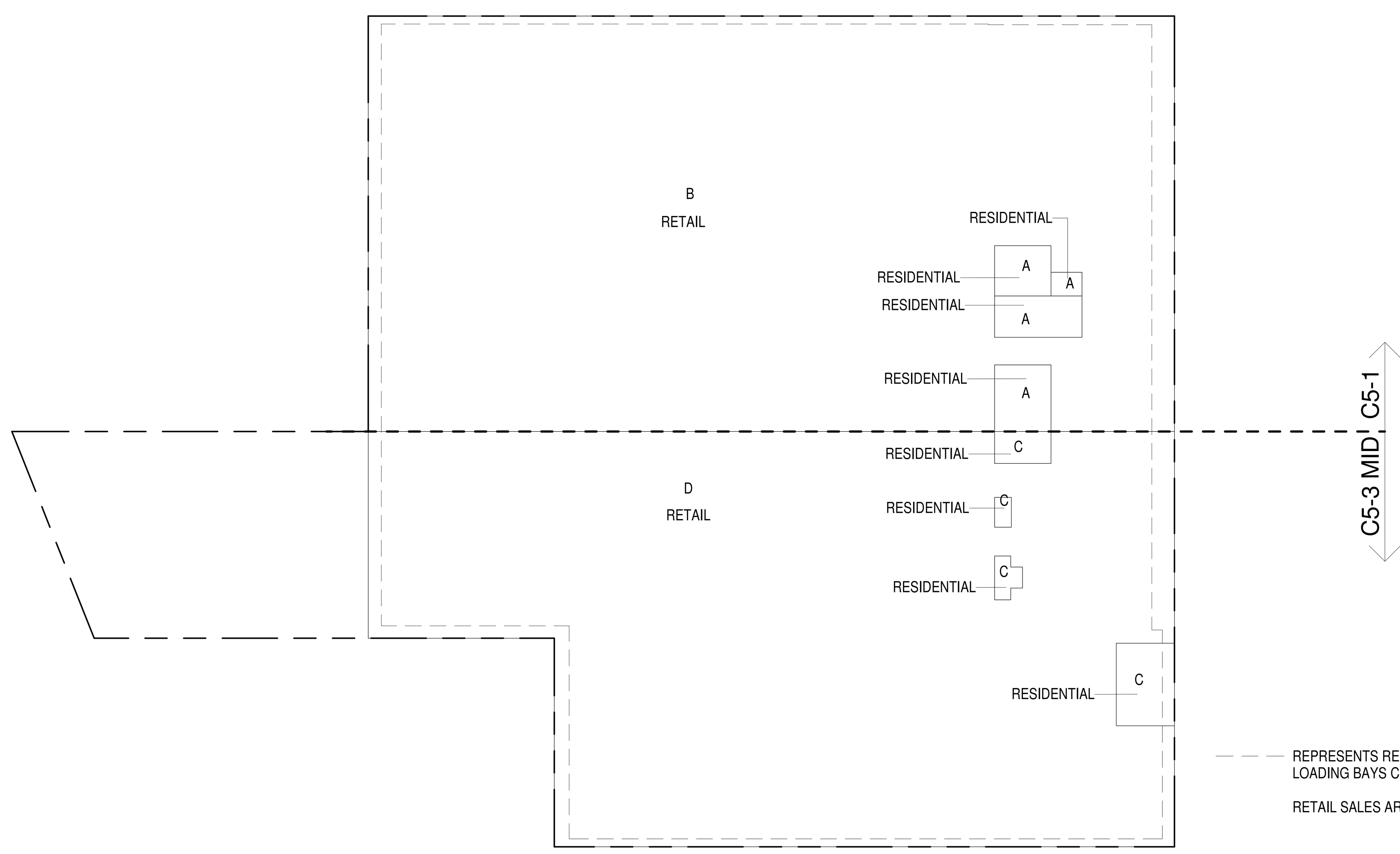


REPRESENTS RETAIL SALES AREA FOR LOADING BAYS CALCULATION

RETAIL SALES AREA = 34,493 SF

## 3 SUB CELLAR 1 (MFD:SUB CELLAR 1) GROSS FLOOR AREA PLAN AND DEDUCTIONS
3/64" = 1'-0"

| SUB CELLAR 1 AREA CALCULATIONS | | | | |
|---|---|---|---|---|
| ZONE C5-1 | | | | |
| USE | No. | *GFA | *DEDUCTIONS | *ZFA (SF) |
| RESIDENTIAL | A | 639 | 639 | 0 |
| RETAIL | B | 18,942 | 18,942 | 0 |
| TOTAL | | 19,581 | 19,581 | 0 |

| SUB CELLAR 1 AREA CALCULATIONS | | | | |
|---|---|---|---|---|
| ZONE C5-3 MID | | | | |
| USE | No. | *GFA | *DEDUCTIONS | *ZFA (SF) |
| RESIDENTIAL | C | 471 | 471 | 0 |
| RETAIL | D | 16,841 | 16,841 | 0 |
| TOTAL | | 17,313 | 17,313 | 0 |

| SUB CELLAR 1 AREA CALCULATIONS | | | |
|---|---|---|---|
| ZONE C5-1 AND C5-3 MID | | | |
| USE | *GFA | *DEDUCTIONS | *ZFA (SF) |
| RESIDENTIAL | 1,111 | 1,111 | 0 |
| RETAIL | 35,783 | 35,783 | 0 |
| TOTAL | 36,894 | 36,894 | 0 |

| SUB CELLAR 1 FLOOR DEDUCTIONS | | | | | |
|---|---|---|---|---|---|
| ZONE C5-1 | | | | | |
| USE | TYPE | No. | LENGTH | WIDTH | AREA (SF) |
| RESIDENTIAL | BG | A | | | 639.3 |
| SUBTOTAL | | | | | 639.3 |
| USE | TYPE | No. | LENGTH | WIDTH | AREA (SF) |
| RETAIL | BG | B | 82' - 10" | 228' - 8" | 18,942.0 |
| SUBTOTAL | | | | | 18,942.0 |

| SUB CELLAR 1 FLOOR DEDUCTIONS | | | | | |
|---|---|---|---|---|---|
| ZONE C5-3 MID | | | | | |
| USE | TYPE | No. | LENGTH | WIDTH | AREA (SF) |
| RESIDENTIAL | BG | C | | | 471.2 |
| SUBTOTAL | | | | | 471.2 |
| USE | TYPE | No. | LENGTH | WIDTH | AREA (SF) |
| RETAIL | BG | D | 67' - 5" | 249' - 9" | 16,841.3 |
| SUBTOTAL | | | | | 16,841.3 |

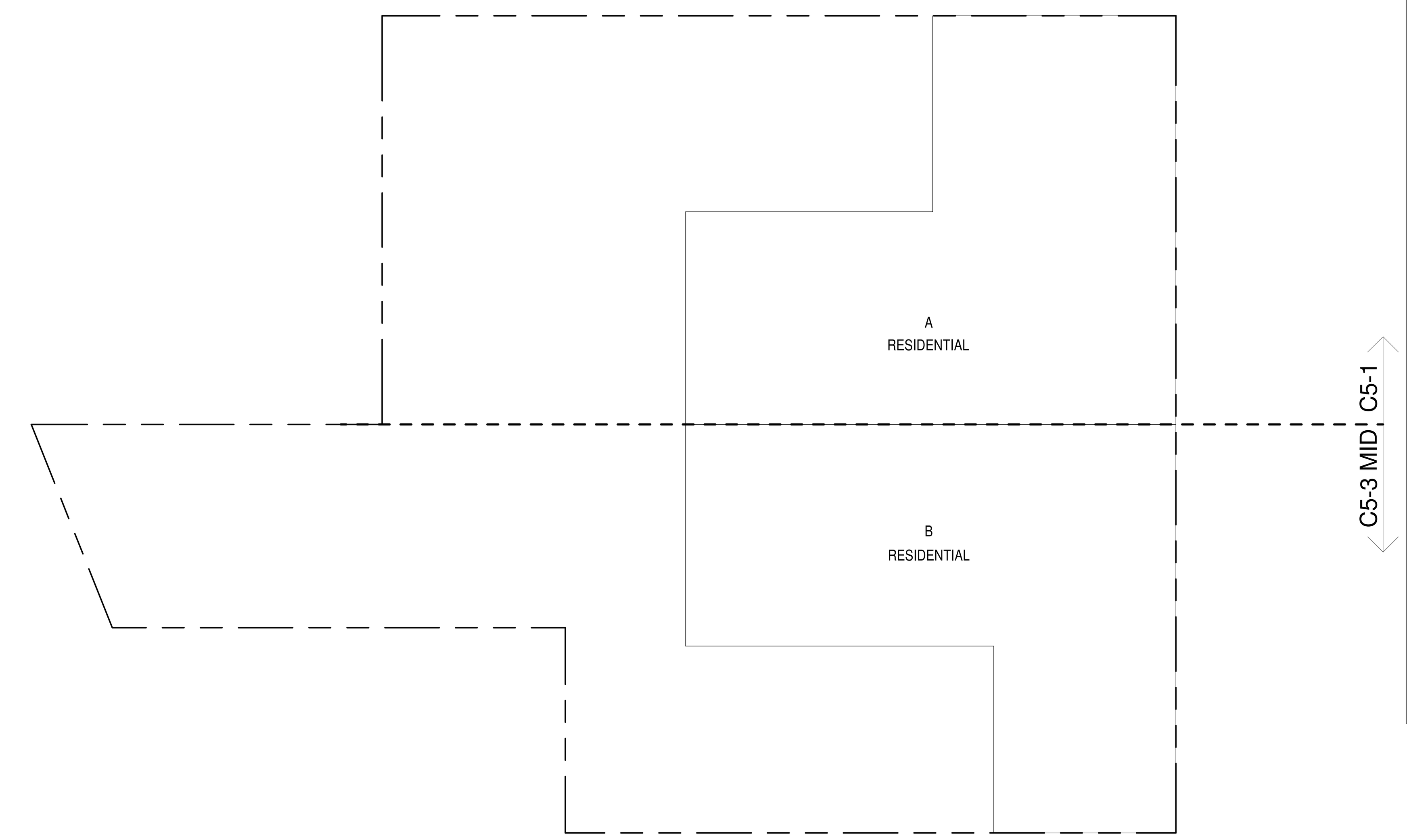


## 1 SUB CELLAR 3 (MFD:SUB CELLAR 3) GROSS FLOOR AREA PLAN AND DEDUCTIONS
3/64" = 1'-0"

| SUB CELLAR 3 AREA CALCULATIONS | | | | |
|---|---|---|---|---|
| ZONE C5-1 | | | | |
| USE | No. | *GFA | *DEDUCTIONS | *ZFA (SF) |
| RESIDENTIAL | A | 9,174 | 9,174 | 0 |
| TOTAL | | 9,174 | 9,174 | 0 |

| SUB CELLAR 3 AREA CALCULATIONS | | | | |
|---|---|---|---|---|
| ZONE C5-3 MID | | | | |
| USE | No. | *GFA | *DEDUCTIONS | *ZFA (SF) |
| RESIDENTIAL | B | 8,622 | 8,622 | 0 |
| TOTAL | | 8,622 | 8,622 | 0 |

| SUB CELLAR 3 AREA CALCULATIONS | | | |
|---|---|---|---|
| ZONE C5-1 AND C5-3 MID | | | |
| USE | *GFA | *DEDUCTIONS | *ZFA (SF) |
| RESIDENTIAL | 17,796 | 17,796 | 0 |
| TOTAL | 17,796 | 17,796 | 0 |

| SUB CELLAR 3 FLOOR DEDUCTIONS | | | | | |
|---|---|---|---|---|---|
| ZONE C5-1 | | | | | |
| USE | TYPE | No. | LENGTH | WIDTH | AREA (SF) |
| RESIDENTIAL | BG | A | 55' - 5" | 165' - 6" | 9,174.0 |
| SUBTOTAL | | | | | 9,174.0 |

| SUB CELLAR 3 FLOOR DEDUCTIONS | | | | | |
|---|---|---|---|---|---|
| ZONE C5-3 MID | | | | | |
| USE | TYPE | No. | LENGTH | WIDTH | AREA (SF) |
| RESIDENTIAL | BG | B | 50' - 8" | 170' - 3" | 8,621.9 |
| SUBTOTAL | | | | | 8,621.9 |

ZONING AND DEDUCT LEGEND

- DEDUCTIONS
- M - MECHANICAL ROOM / RISER
- E - ELECTRICAL SHAFT / RISER
- P - PLUMBING RISER
- BG - BELOW GRADE
- O - OPENING TO BELOW
- L - LOADING BAYS
- ST - 44" RESI STAIR SHAFT (INCLUDING 8" PERIMETER)
- G - GAP FROM ADJACENT BUILDING
- DEVELOPMENT LOT LINE

* WHERE APPLICABLE, DOCUMENTED AND CALCULATED AREAS HAVE BEEN ROUNDED TO ITS NEXT SIGNIFICANT DIGIT.

** LENGTH AND WIDTH DIMENSIONS FOR COMPLEX SHAPES HAVE BEEN SIMPLIFIED TO ILLUSTRATE ONLY LARGEST OVERALL DIMENSION RESPECTIVELY. AREA DOCUMENTED IS THE EXACT AREA OF THE COMPLEX SHAPE

*** ELECTRICAL DEDUCTIONS ARE ONLY FOR ELECTRICAL RISERS. AND CLOSETS. NO DEDUCTIONS TAKEN FOR TELEPHONE CLOSETS

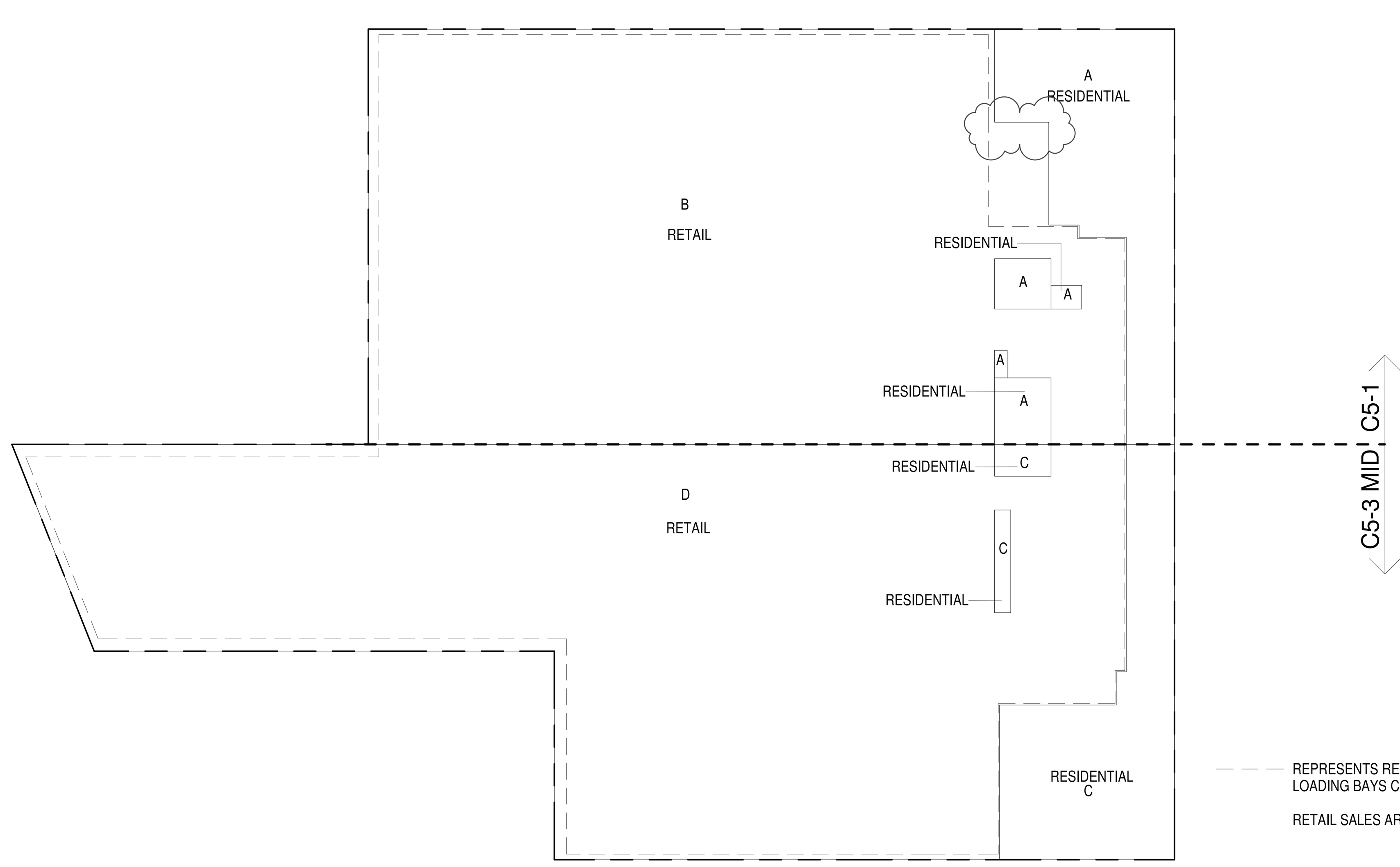


REPRESENTS RETAIL SALES AREA FOR LOADING BAYS CALCULATION

RETAIL SALES AREA = 34,057 SF

## 4 CELLAR (MFD:CELLAR) GROSS FLOOR AREA PLAN AND DEDUCTIONS
3/64" = 1'-0"

| CELLAR AREA CALCULATIONS | | | | |
|---|---|---|---|---|
| ZONE C5-1 | | | | |
| USE | No. | *GFA | *DEDUCTIONS | *ZFA (SF) |
| RESIDENTIAL | A | 2,835 | 2,835 | 0 |
| RETAIL | B | 16,746 | 16,746 | 0 |
| TOTAL | | 19,581 | 19,581 | 0 |

| CELLAR AREA CALCULATIONS | | | | |
|---|---|---|---|---|
| ZONE C5-3 MID | | | | |
| USE | No. | *GFA | *DEDUCTIONS | *ZFA (SF) |
| RESIDENTIAL | C | 2,538 | 2,538 | 0 |
| RETAIL | D | 18,585 | 18,585 | 0 |
| TOTAL | | 21,123 | 21,123 | 0 |

| CELLAR AREA CALCULATIONS | | | |
|---|---|---|---|
| ZONE C5-1 AND C5-3 MID | | | |
| USE | *GFA | *DEDUCTIONS | *ZFA (SF) |
| RESIDENTIAL | 5,373 | 5,373 | 0 |
| RETAIL | 35,331 | 35,331 | 0 |
| TOTAL | 40,704 | 40,704 | 0 |

| CELLAR FLOOR DEDUCTIONS | | | | | |
|---|---|---|---|---|---|
| ZONE C5-1 | | | | | |
| USE | TYPE | No. | LENGTH | WIDTH | AREA (SF) |
| RESIDENTIAL | BG | A | | | 2,835.0 |
| SUBTOTAL | | | | | 2,835.0 |
| USE | TYPE | No. | LENGTH | WIDTH | AREA (SF) |
| RETAIL | BG | B | 71' - 2" | 235' - 5" | 16,746.2 |
| SUBTOTAL | | | | | 16,746.2 |

| CELLAR FLOOR DEDUCTIONS | | | | | |
|---|---|---|---|---|---|
| ZONE C5-3 MID | | | | | |
| USE | TYPE | No. | LENGTH | WIDTH | AREA (SF) |
| RESIDENTIAL | BG | C | | | 2,538.1 |
| SUBTOTAL | | | | | 2,538.1 |
| USE | TYPE | No. | LENGTH | WIDTH | AREA (SF) |
| RETAIL | BG | D | 60' - 0" | 309' - 7" | 18,584.9 |
| SUBTOTAL | | | | | 18,584.9 |

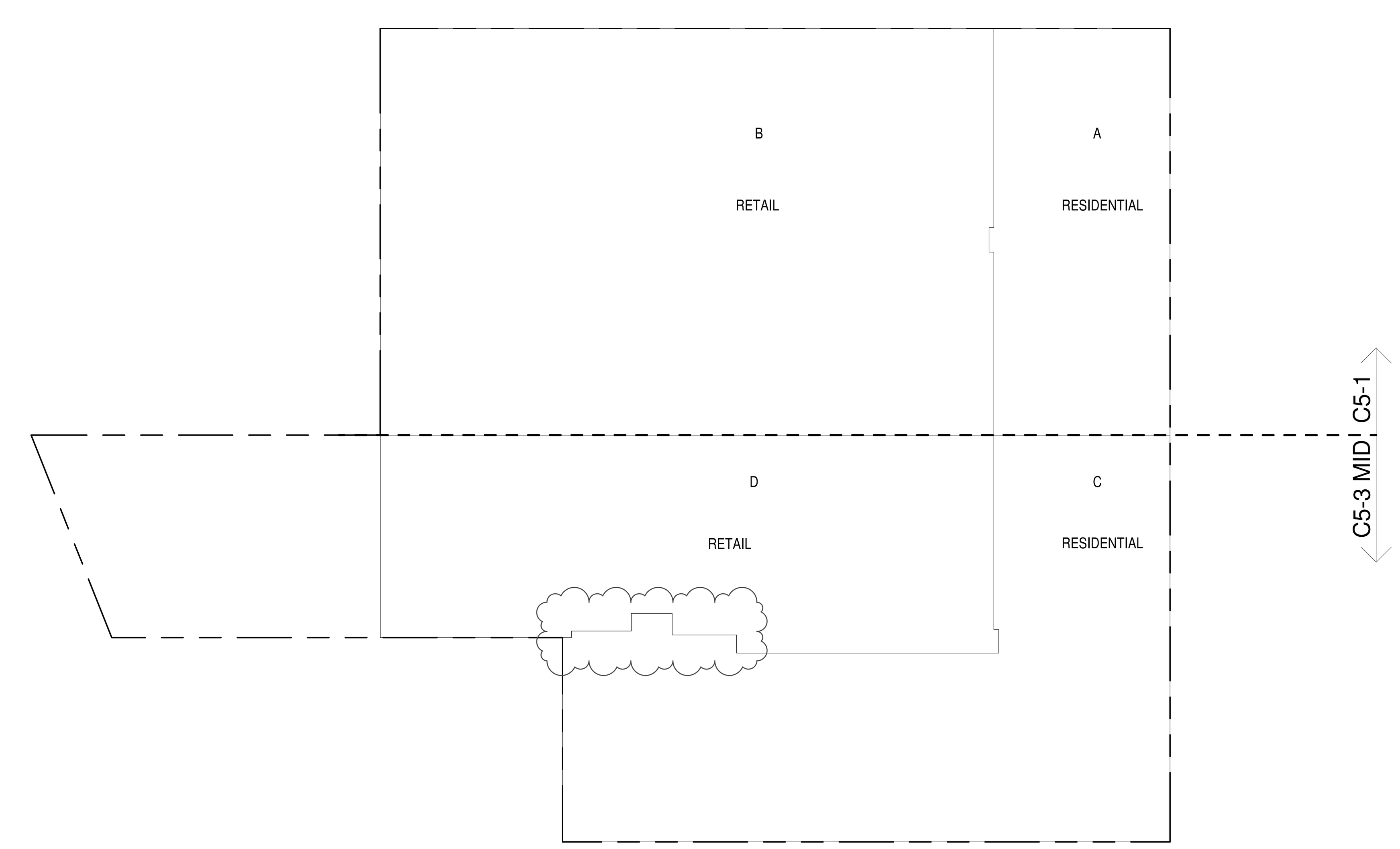


## 2 SUB CELLAR 2 (MFD:SUB CELLAR 2) GROSS FLOOR AREA PLAN AND DEDUCTIONS
3/64" = 1'-0"

| SUB CELLAR 2 AREA CALCULATIONS | | | | |
|---|---|---|---|---|
| ZONE C5-1 | | | | |
| USE | No. | *GFA | *DEDUCTIONS | *ZFA (SF) |
| RESIDENTIAL | A | 4,375 | 4,375 | 0 |
| RETAIL | B | 15,206 | 15,206 | 0 |
| TOTAL | | 19,581 | 19,581 | 0 |

| SUB CELLAR 2 AREA CALCULATIONS | | | | |
|---|---|---|---|---|
| ZONE C5-3 MID | | | | |
| USE | No. | *GFA | *DEDUCTIONS | *ZFA (SF) |
| RESIDENTIAL | C | 9,583 | 9,583 | 0 |
| RETAIL | D | 7,729 | 7,729 | 0 |
| TOTAL | | 17,313 | 17,313 | 0 |

| SUB CELLAR 2 AREA CALCULATIONS | | | |
|---|---|---|---|
| ZONE C5-1 AND C5-3 MID | | | |
| USE | *GFA | *DEDUCTIONS | *ZFA (SF) |
| RESIDENTIAL | 13,958 | 13,958 | 0 |
| RETAIL | 22,935 | 22,935 | 0 |
| TOTAL | 36,894 | 36,894 | 0 |

| SUB CELLAR 2 FLOOR DEDUCTIONS | | | | | |
|---|---|---|---|---|---|
| ZONE C5-1 | | | | | |
| USE | TYPE | No. | LENGTH | WIDTH | AREA (SF) |
| RESIDENTIAL | BG | A | 42' - 9" | 102' - 4" | 4,375.2 |
| SUBTOTAL | | | | | 4,375.2 |
| USE | TYPE | No. | LENGTH | WIDTH | AREA (SF) |
| RETAIL | BG | B | 98' - 1" | 155' - 0" | 15,206.1 |
| SUBTOTAL | | | | | 15,206.1 |

| SUB CELLAR 2 FLOOR DEDUCTIONS | | | | | |
|---|---|---|---|---|---|
| ZONE C5-3 MID | | | | | |
| USE | TYPE | No. | LENGTH | WIDTH | AREA (SF) |
| RESIDENTIAL | BG | C | 44' - 1" | 217' - 3" | 9,583.3 |
| SUBTOTAL | | | | | 9,583.3 |
| USE | TYPE | No. | LENGTH | WIDTH | AREA (SF) |
| RETAIL | BG | D | 46' - 7" | 165' - 11" | 7,729.2 |
| SUBTOTAL | | | | | 7,729.2 |

KEY PLAN:

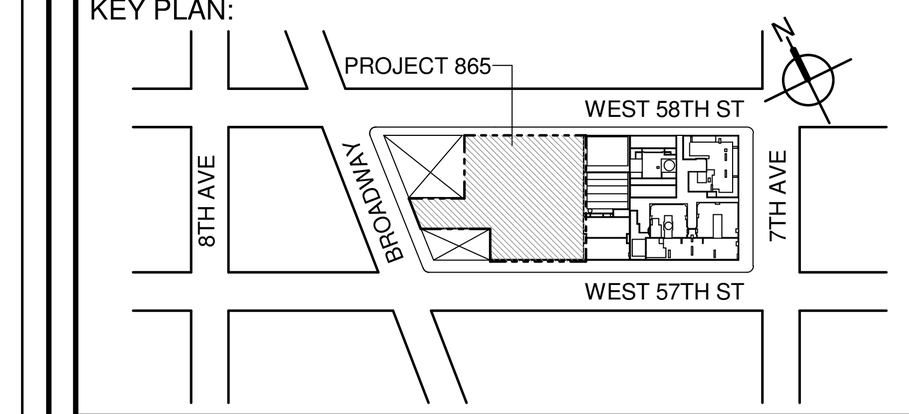


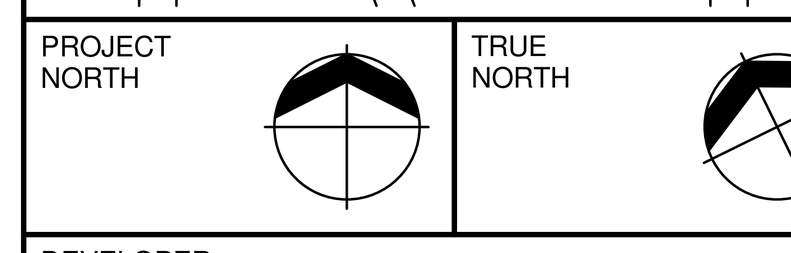



DEVELOPER:
**EXTELL DEVELOPMENT COMPANY**
805 THIRD AVENUE, 7TH FLOOR
New York, NY 10022 USA
TEL: 212 712 6000 FAX: 212 712 6100

DESIGN ARCHITECT: Base Building Shell & Core
**ADRIAN SMITH + GORDON GILL ARCHITECTURE**
111 WEST MONROE STREET SUITE 2300
CHICAGO IL 60603
TEL: 312 920 1888 FAX: 312 920 1775

ARCHITECT OF RECORD: Base Building Shell & Core
**AAI ARCHITECTS, P.C.**
401 Wellington St. W., 3rd Floor
Toronto, ON M5V 1E7 Canada
TEL: 416 967 1500 FAX: 416 967 7150

STRUCTURAL ENGINEERS:
**WSP CANTOR SEINUK**
228 EAST 45th Street
New York, NY 10017 USA
TEL: 212 687 9888 FAX: 646 487 5501

MEP ENGINEERS:
**AKF GROUP**
1501 Broadway
New York, NY 10036 USA
TEL: 212 354 5656 FAX: 212 354 5668

GEOTECHNICAL ENGINEERS:
**Langan Engineering & Environmental Services**
21 Penn Plaza - 360 West 31st Street, 8th Floor
New York, NY 10001-2727
TEL: 212 479 5400 FAX: 212 479 5444

CODE CONSULTANTS:
**Construction Consulting Associates**
100 Church Street
New York, NY 10007
TEL: 212 385 1818 FAX: 212 385 1911

CURTAINWALL CONSULTANT:
**AJLP Consulting**
40 Worth Street. Suite 826
New York, NY 10013
TEL: 212 757 5659 FAX: 646 219 8508

LANDMARK/PRESERVATION CONSULTANT:
**Higgins Quasebarth & Partners LLC**
11 Hanover Square, 16th Floor
New York, NY 1005
TEL: 212 274 9468 FAX: 646 274 9380

LANDMARK/PRESERVATION CONSULTANT:
**Jan Hird Pokorny Associates, Inc.**
39 West 37th Street, 12A
New York, NY 10018
TEL: 212 759 6462 FAX: 212 759 6540


| No. | DESCRIPTION: | DATE: |
|---|---|---|
| 1 | D.O.B. SUBMISSION | 05 DEC 14 |
| 2 | D.O.B. SUBMISSION | 18 FEB 15 |
| | D.O.B. SUBMISSION | 27 APR 14 |
| | D.O.B. AMENDMENT 2 | 21 SEP 15 |
| | D.O.B. AMENDMENT 3 | 03 OCT 16 |

0 10' - 8" 21' - 4" 42' - 8"

**D.O.B. SUBMISSION**


Discrepancies must be reported immediately to the Architect before proceeding. Only figured dimensions are to be used. Contractors must check all dimensions on site. This drawing is protected by copyright.

ALL DIMENSIONS ARE SHOWN IN IMPERIAL.


CONSULTANT:

AAI ARCHITECTS, P.C.

PROJECT:

**217 WEST 57TH STREET**
NEW YORK, NY

DRAWING TITLE:

ZONING FLOOR AREA PLAN AND DEDUCTIONS

SUBCELLARS, 2, 1, CELLAR

SEAL & SIGNATURE:




| | |
|---|---|
| DATE: | 05 DEC 14 |
| PROJECT No: | 1216-00 |
| DRAWN: Author | REV: 2 |
| CHK: Checker | |
| SCALE: 3/64" = 1'-0" | |
| DWG No: | **Z-008.02** |
| DOB PAGE No: | 5 of 454 |

DOB EMPLOYEE STAMP: DOB B-SCAN:

FILE NAME:
PLOT DATE: 10/14/2016 1:57:52 PM

36" x 48" Arch E -SHEET SIZE

DEPT OF BLDGS 121328205 Job Number

ES799482222 Scan Code

| GROUND FLOOR AREA CALCULATIONS | | | | |
|---|---|---|---|---|
| ZONE C5-1 | | | | |
| USE | No. | *GFA | *DEDUCTIONS | *ZFA (SF) |
| RESIDENTIAL | | 3,960 | 106 | 3,854 |
| RETAIL | | 15,622 | 2,985 | 12,636 |
| TOTAL | | 19,581 | 3,091 | 16,490 |

| GROUND FLOOR AREA CALCULATIONS | | | | |
|---|---|---|---|---|
| ZONE C5-3 MID | | | | |
| USE | No. | *GFA | *DEDUCTIONS | *ZFA (SF) |
| RESIDENTIAL | | 4,244 | 168 | 4,076 |
| RETAIL | | 16,866 | 532 | 16,334 |
| TOTAL | | 21,110 | 700 | 20,410 |

| GROUND FLOOR AREA CALCULATIONS | | | |
|---|---|---|---|
| ZONE C5-1 AND C5-3 MID | | | |
| USE | *GFA | *DEDUCTIONS | *ZFA (SF) |
| RESIDENTIAL | 8,204 | 274 | 7,930 |
| RETAIL | 32,488 | 3,517 | 28,971 |
| TOTAL | 40,692 | 3,791 | 36,900 |

| GROUND FLOOR DEDUCTIONS | | | | | |
|---|---|---|---|---|---|
| ZONE C5-1 | | | | | |
| USE | TYPE | No. | LENGTH | WIDTH | AREA (SF) |
| RESIDENTIAL | M | 1.1 | 3' - 11" | 8' - 6" | 33.6 |
| RESIDENTIAL | P | 1.2 | 1' - 3" | 1' - 8" | 2.1 |
| RESIDENTIAL | P | 1.3 | 1' - 5" | 7' - 4" | 10.4 |
| RESIDENTIAL | P | 1.4 | 1' - 9" | 8' - 2" | 14.5 |
| RESIDENTIAL | M | 1.5 | 3' - 4" | 8' - 2" | 27.3 |
| RESIDENTIAL | P | 1.6 | 2' - 9" | 3' - 9" | 10.4 |
| RESIDENTIAL | P | 1.7 | 1' - 4" | 2' - 9" | 3.8 |
| RESIDENTIAL | P | 1.8 | 1' - 8" | 2' - 2" | 3.6 |
| SUBTOTAL | | | | | 105.7 |
| USE | TYPE | No. | LENGTH | WIDTH | AREA (SF) |
| RETAIL | L* | 1.9 | 46' - 6" | 57' - 4" | 2,664.0 |
| RETAIL | M | 1.10 | 5' - 8" | 12' - 8" | 71.5 |
| RETAIL | P | 1.11 | 4' - 8" | 4' - 11" | 22.8 |
| RETAIL | P | 1.12 | 1' - 3" | 1' - 3" | 1.6 |
| RETAIL | P | 1.13 | 1' - 4" | 1' - 4" | 1.8 |
| RETAIL | P | 1.14 | 1' - 4" | 1' - 4" | 1.8 |
| RETAIL | P | 1.15 | 1' - 4" | 1' - 4" | 1.8 |
| RETAIL | O | 1.16 | 3' - 10" | 17' - 1" | 65.8 |
| RETAIL | O | 1.17 | 9' - 0" | 17' - 1" | 154.1 |
| SUBTOTAL | | | | | 2,985.3 |

* PERMITTED FLOOR AREA DEDUCTION FOR REQUIRED LOADING BERTHS: 200% OF 12' X 37' X 3 NOS. = 2,664 SF

| GROUND FLOOR DEDUCTIONS | | | | | |
|---|---|---|---|---|---|
| ZONE C5-3 MID | | | | | |
| USE | TYPE | No. | LENGTH | WIDTH | AREA (SF) |
| RESIDENTIAL | P | 1.18 | 2' - 8" | 4' - 2" | 11.2 |
| RESIDENTIAL | P | 1.19 | 2' - 4" | 5' - 3" | 12.3 |
| RESIDENTIAL | M | 1.20 | 0' - 6" | 1' - 0" | 0.5 |
| RESIDENTIAL | P | 1.21 | 1' - 0" | 2' - 9" | 2.9 |
| RESIDENTIAL | P | 1.22 | 2' - 7" | 3' - 3" | 8.3 |
| RESIDENTIAL | E | 1.23 | 3' - 4" | 9' - 6" | 31.6 |
| RESIDENTIAL | M | 1.24 | 4' - 5" | 17' - 1" | 75.8 |
| RESIDENTIAL | M | 1.25 | 3' - 3" | 7' - 11" | 25.9 |
| SUBTOTAL | | | | | 168.3 |
| USE | TYPE | No. | LENGTH | WIDTH | AREA (SF) |
| RETAIL | M | 1.26 | 2' - 3" | 3' - 0" | 6.8 |
| RETAIL | M | 1.27 | 2' - 9" | 4' - 9" | 12.9 |
| RETAIL | M | 1.28 | 9' - 2" | 15' - 9" | 144.4 |
| RETAIL | E | 1.29 | 2' - 10" | 10' - 7" | 30.2 |
| RETAIL | P | 1.30 | 0' - 9" | 6' - 9" | 5.2 |
| RETAIL | M | 1.31 | 1' - 1" | 1' - 8" | 1.7 |
| RETAIL | P | 1.32 | 1' - 3" | 1' - 4" | 1.7 |
| RETAIL | P | 1.33 | 1' - 4" | 1' - 4" | 1.8 |
| RETAIL | P | 1.34 | 1' - 4" | 1' - 4" | 1.8 |
| RETAIL | P | 1.35 | 1' - 4" | 1' - 4" | 1.8 |
| RETAIL | M | 1.36 | 2' - 2" | 2' - 8" | 5.8 |
| RETAIL | P | 1.37 | 4' - 0" | 4' - 6" | 18.0 |
| RETAIL | P | 1.38 | 1' - 8" | 1' - 8" | 2.6 |
| RETAIL | O | 1.39 | 3' - 10" | 23' - 1" | 89.0 |
| RETAIL | O | 1.40 | 9' - 0" | 23' - 1" | 208.2 |
| SUBTOTAL | | | | | 531.9 |

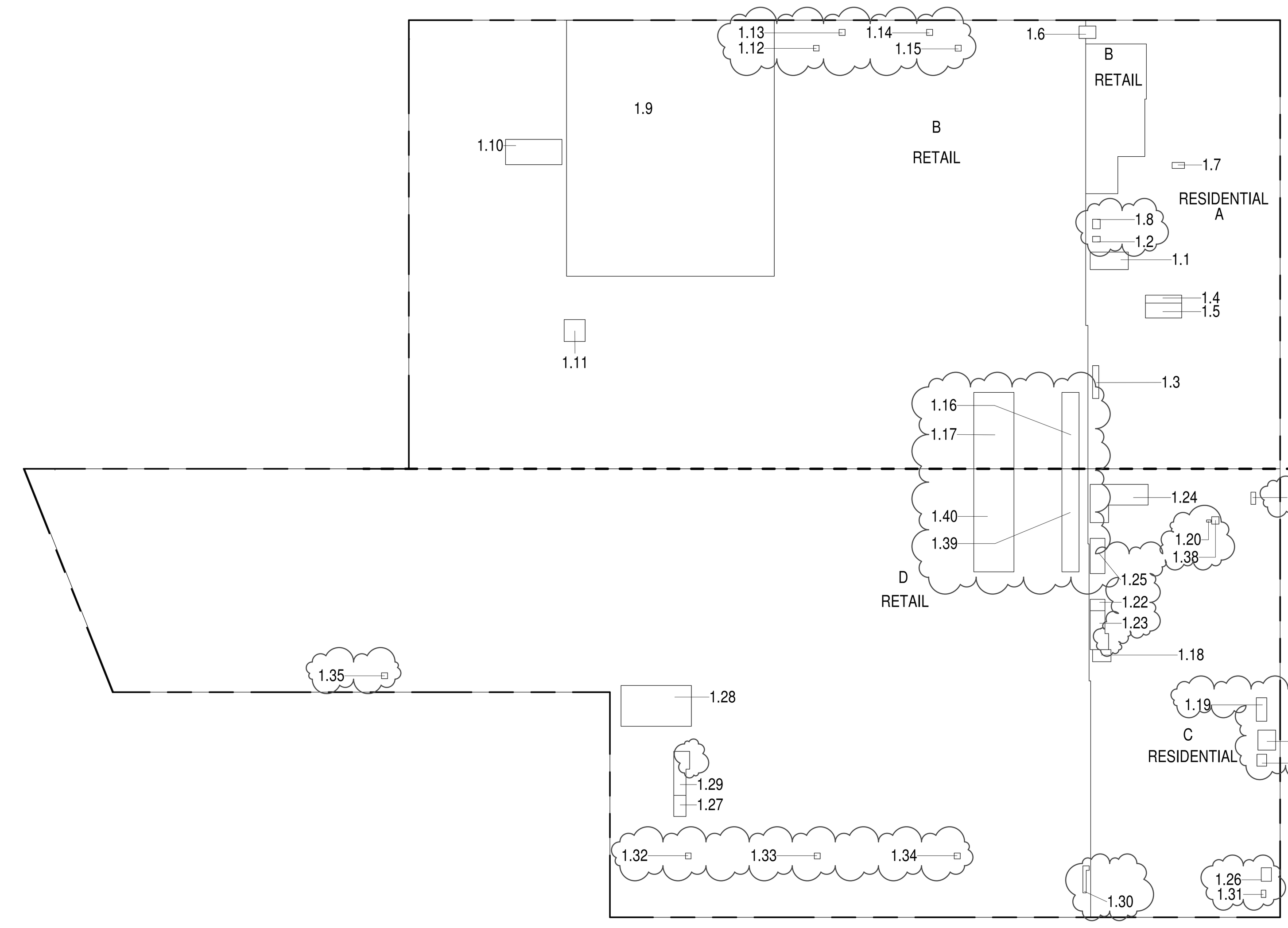


**GROUND FLOOR (MFD: GROUND FLOOR) GROSS AREA PLAN AND DEDUCTIONS** 1
3/64" = 1'-0"

ZONING AND DEDUCT LEGEND

DEDUCTIONS

- M - MECHANICAL ROOM / RISER
- E - ELECTRICAL SHAFT / RISER
- P - PLUMBING RISER
- BG - BELOW GRADE
- O - OPENING TO BELOW
- L - LOADING BAYS
- ST - 44" RESI STAIR SHAFT (INCLUDING 8" PERIMETER)
- G - GAP FROM ADJACENT BUILDING
- DEVELOPMENT LOT LINE

* WHERE APPLICABLE, DOCUMENTED AND CALCULATED AREAS HAVE BEEN ROUNDED TO ITS NEXT SIGNIFICANT DIGIT.

** LENGTH AND WIDTH DIMENSIONS FOR COMPLEX SHAPES HAVE BEEN SIMPLIFIED TO ILLUSTRATE ONLY LARGEST OVERALL DIMENSION RESPECTIVELY. AREA DOCUMENTED IS THE EXACT AREA OF THE COMPLEX SHAPE

*** ELECTRICAL DEDUCTIONS ARE ONLY FOR ELECTRICAL RISERS. AND CLOSETS. NO DEDUCTIONS TAKEN FOR TELEPHONE CLOSETS

| 2ND FLOOR AREA CALCULATIONS | | | | |
|---|---|---|---|---|
| ZONE C5-1 | | | | |
| USE | No. | *GFA | *DEDUCTIONS | *ZFA (SF) |
| RESIDENTIAL | | 919 | 106 | 813 |
| RETAIL | | 16,279 | 393 | 15,886 |
| TOTAL | | 17,198 | 499 | 16,699 |

| 2ND FLOOR AREA CALCULATIONS | | | | |
|---|---|---|---|---|
| ZONE C5-3 MID | | | | |
| USE | No. | *GFA | *DEDUCTIONS | *ZFA (SF) |
| RESIDENTIAL | | 251 | 197 | 53 |
| RETAIL | | 20,591 | 715 | 19,876 |
| TOTAL | | 20,842 | 913 | 19,929 |

| 2ND FLOOR AREA CALCULATIONS | | | |
|---|---|---|---|
| ZONE C5-1 AND C5-3 MID | | | |
| USE | *GFA | *DEDUCTIONS | *ZFA (SF) |
| RESIDENTIAL | 1,170 | 304 | 866 |
| RETAIL | 36,870 | 1,108 | 35,762 |
| TOTAL | 38,040 | 1,412 | 36,628 |

| 2ND FLOOR DEDUCTIONS | | | | | |
|---|---|---|---|---|---|
| ZONE C5-1 | | | | | |
| USE | TYPE | No. | LENGTH | WIDTH | AREA (SF) |
| RESIDENTIAL | M | 2.1 | 3' - 4" | 7' - 11" | 26.6 |
| RESIDENTIAL | P | 2.2 | 1' - 9" | 7' - 4" | 13.0 |
| RESIDENTIAL | ST | 2.3 | 0' - 8" | 6' - 8" | 4.4 |
| RESIDENTIAL | ST | 2.4 | 0' - 8" | 16' - 1" | 10.7 |
| RESIDENTIAL | ST | 2.5 | 0' - 8" | 16' - 1" | 10.7 |
| RESIDENTIAL | ST | 2.6 | 0' - 8" | 6' - 8" | 4.4 |
| RESIDENTIAL | ST | 2.7 | 0' - 8" | 7' - 0" | 4.4 |
| RESIDENTIAL | ST | 2.8 | 0' - 8" | 14' - 7" | 9.7 |
| RESIDENTIAL | ST | 2.9 | 0' - 8" | 14' - 2" | 9.7 |
| RESIDENTIAL | P | 2.10 | 1' - 7" | 7' - 11" | 12.6 |
| SUBTOTAL | | | | | 106.3 |
| USE | TYPE | No. | LENGTH | WIDTH | AREA (SF) |
| RETAIL | M | 2.11 | 2' - 11" | 8' - 8" | 25.5 |
| RETAIL | M | 2.12 | 3' - 4" | 3' - 10" | 12.9 |
| RETAIL | M | 2.13 | 8' - 3" | 12' - 8" | 104.2 |
| RETAIL | P | 2.14 | 2' - 3" | 2' - 9" | 6.0 |
| RETAIL | M | 2.15 | 2' - 9" | 3' - 1" | 8.4 |
| RETAIL | P | 2.16 | 1' - 10" | 3' - 10" | 7.0 |
| RETAIL | P | 2.17 | 2' - 2" | 4' - 3" | 9.0 |
| RETAIL | O | 2.18 | 3' - 10" | 17' - 1" | 65.8 |
| RETAIL | O | 2.19 | 9' - 0" | 17' - 1" | 154.1 |
| SUBTOTAL | | | | | 392.8 |

| 2ND FLOOR DEDUCTIONS | | | | | |
|---|---|---|---|---|---|
| ZONE C5-3 MID | | | | | |
| USE | TYPE | No. | LENGTH | WIDTH | AREA (SF) |
| RESIDENTIAL | ST | 2.20 | 0' - 8" | 6' - 8" | 4.4 |
| RESIDENTIAL | ST | 2.21 | 0' - 8" | 1' - 6" | 1.0 |
| RESIDENTIAL | M | 2.22 | 4' - 3" | 16' - 11" | 72.4 |
| RESIDENTIAL | P | 2.23 | 2' - 6" | 3' - 5" | 8.5 |
| RESIDENTIAL | P | 2.24 | 2' - 5" | 3' - 1" | 7.4 |
| RESIDENTIAL | E | 2.25 | 3' - 1" | 8' - 9" | 27.1 |
| RESIDENTIAL | E | 2.26 | 3' - 6" | 10' - 3" | 35.6 |
| RESIDENTIAL | P | 2.27 | 3' - 0" | 5' - 3" | 15.6 |
| RESIDENTIAL | ST | 2.28 | 0' - 8" | 1' - 6" | 1.0 |
| RESIDENTIAL | M | 2.29 | 3' - 1" | 8' - 0" | 24.5 |
| SUBTOTAL | | | | | 197.5 |
| USE | TYPE | No. | LENGTH | WIDTH | AREA (SF) |
| RETAIL | G | 2.30 | 0' - 8" | 44' - 9" | 29.8 |
| RETAIL | G | 2.31 | 0' - 7" | 105' - 3" | 63.3 |
| RETAIL | G | 2.32 | 0' - 8" | 45' - 2" | 30.1 |
| RETAIL | M | 2.33 | 3' - 10" | 14' - 7" | 55.3 |
| RETAIL | M | 2.34 | 3' - 7" | 9' - 5" | 34.1 |
| RETAIL | M | 2.35 | 9' - 2" | 15' - 9" | 144.4 |
| RETAIL | P | 2.36 | 1' - 5" | 6' - 5" | 9.0 |
| RETAIL | P | 2.37 | 2' - 9" | 4' - 6" | 12.5 |
| RETAIL | G | 2.38 | 0' - 11" | 29' - 4" | 26.1 |
| RETAIL | G | 2.39 | 0' - 7" | 23' - 2" | 13.5 |
| RETAIL | O | 2.40 | 3' - 10" | 23' - 1" | 89.0 |
| RETAIL | O | 2.41 | 9' - 0" | 23' - 1" | 208.2 |
| SUBTOTAL | | | | | 715.4 |

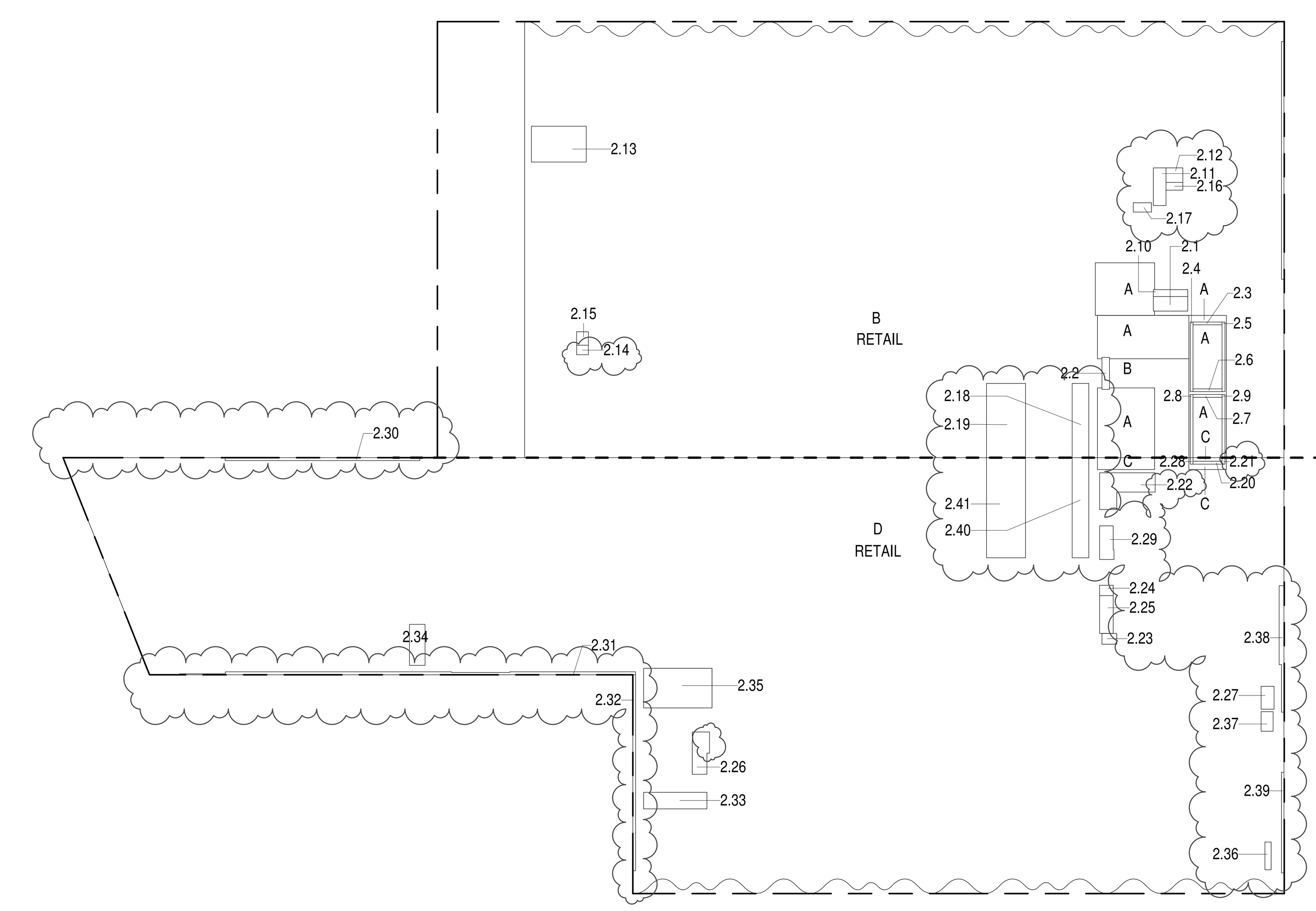


**2ND FLOOR (MFD:2ND FLOOR) GROSS FLOOR AREA PLAN AND DECUCTIONS** 2
3/64" = 1'-0"

| 3RD FLOOR AREA CALCULATIONS | | | | |
|---|---|---|---|---|
| ZONE C5-1 | | | | |
| USE | No. | *GFA | *DEDUCTIONS | *ZFA (SF) |
| RESIDENTIAL | | 933 | 120 | 813 |
| RETAIL | | 16,297 | 448 | 15,849 |
| TOTAL | | 17,230 | 569 | 16,662 |

| 3RD FLOOR AREA CALCULATIONS | | | | |
|---|---|---|---|---|
| ZONE C5-3 MID | | | | |
| USE | No. | *GFA | *DEDUCTIONS | *ZFA (SF) |
| RESIDENTIAL | | 443 | 390 | 53 |
| RETAIL | | 20,399 | 537 | 19,862 |
| TOTAL | | 20,842 | 927 | 19,915 |

| 3RD FLOOR BROADWAY FACADE AREA CALCULATIONS | | | | |
|---|---|---|---|---|
| ZONE C5-3 MID | | | | |
| USE | No. | *GFA | *DEDUCTIONS | *ZFA (SF) |
| RETAIL | E | 502 | 0 | 502 |
| TOTAL | | 502 | 0 | 502 |

| 3RD FLOOR AREA CALCULATIONS | | | |
|---|---|---|---|
| ZONE C5-1 AND C5-3 MID | | | |
| USE | *GFA | *DEDUCTIONS | *ZFA (SF) |
| RESIDENTIAL | 1,377 | 510 | 867 |
| RETAIL | 37,198 | 985 | 36,213 |
| TOTAL | 38,575 | 1,495 | 37,079 |

| 3RD FLOOR FLOOR DEDUCTIONS | | | | | |
|---|---|---|---|---|---|
| ZONE C5-1 | | | | | |
| USE | TYPE | No. | LENGTH | WIDTH | AREA (SF) |
| RESIDENTIAL | M | 3.1 | 2' - 10" | 7' - 11" | 22.7 |
| RESIDENTIAL | P | 3.2 | 1' - 9" | 7' - 4" | 13.0 |
| RESIDENTIAL | ST | 3.3 | 0' - 8" | 6' - 8" | 4.4 |
| RESIDENTIAL | ST | 3.4 | 0' - 8" | 16' - 1" | 10.7 |
| RESIDENTIAL | ST | 3.5 | 0' - 8" | 16' - 1" | 10.7 |
| RESIDENTIAL | ST | 3.6 | 0' - 8" | 6' - 8" | 4.4 |
| RESIDENTIAL | ST | 3.7 | 0' - 8" | 6' - 8" | 4.4 |
| RESIDENTIAL | ST | 3.8 | 0' - 8" | 14' - 7" | 9.7 |
| RESIDENTIAL | ST | 3.9 | 0' - 8" | 14' - 7" | 9.7 |
| RESIDENTIAL | M | 3.10 | 2' - 5" | 7' - 6" | 17.9 |
| RESIDENTIAL | P | 3.11 | 1' - 7" | 7' - 11" | 12.6 |
| SUBTOTAL | | | | | 120.3 |
| USE | TYPE | No. | LENGTH | WIDTH | AREA (SF) |
| RETAIL | P | 3.12 | 2' - 3" | 2' - 9" | 6.0 |
| RETAIL | M | 3.13 | 2' - 9" | 3' - 1" | 8.4 |
| RETAIL | M | 3.14 | 7' - 6" | 7' - 10" | 58.4 |
| RETAIL | M | 3.15 | 8' - 3" | 12' - 8" | 104.2 |
| RETAIL | M | 3.16 | 4' - 4" | 11' - 11" | 51.5 |
| RETAIL | O | 3.17 | 3' - 10" | 17' - 1" | 65.8 |
| RETAIL | O | 3.18 | 9' - 0" | 17' - 1" | 154.1 |
| SUBTOTAL | | | | | 448.4 |

| 3RD FLOOR FLOOR DEDUCTIONS | | | | | |
|---|---|---|---|---|---|
| ZONE C5-3 MID | | | | | |
| USE | TYPE | No. | LENGTH | WIDTH | AREA (SF) |
| RESIDENTIAL | M | 3.19 | 3' - 1" | 7' - 9" | 24.0 |
| RESIDENTIAL | P | 3.20 | 2' - 5" | 3' - 1" | 7.4 |
| RESIDENTIAL | P | 3.21 | 3' - 0" | 5' - 3" | 15.6 |
| RESIDENTIAL | P | 3.22 | 2' - 6" | 3' - 5" | 8.5 |
| RESIDENTIAL | ST | 3.23 | 0' - 8" | 6' - 8" | 4.4 |
| RESIDENTIAL | ST | 3.24 | 0' - 8" | 1' - 6" | 1.0 |
| RESIDENTIAL | ST | 3.25 | 0' - 8" | 1' - 6" | 1.0 |
| RESIDENTIAL | E | 3.26 | 3' - 5" | 14' - 5" | 49.5 |
| RESIDENTIAL | E | 3.27 | 3' - 1" | 8' - 9" | 27.1 |
| RESIDENTIAL | M | 3.28 | 3' - 8" | 9' - 5" | 34.3 |
| RESIDENTIAL | M | 3.29 | 9' - 2" | 15' - 9" | 144.4 |
| RESIDENTIAL | M | 3.30 | 4' - 3" | 16' - 11" | 72.4 |
| SUBTOTAL | | | | | 389.7 |
| USE | TYPE | No. | LENGTH | WIDTH | AREA (SF) |
| RETAIL | G | 3.31 | 0' - 8" | 45' - 2" | 30.1 |
| RETAIL | G | 3.32 | 0' - 7" | 105' - 3" | 63.3 |
| RETAIL | G | 3.33 | 0' - 8" | 44' - 9" | 29.8 |
| RETAIL | G | 3.34 | 0' - 7" | 23' - 2" | 13.5 |
| RETAIL | G | 3.35 | 0' - 11" | 29' - 4" | 26.1 |
| RETAIL | M | 3.36 | 3' - 10" | 14' - 7" | 55.3 |
| RETAIL | P | 3.37 | 1' - 5" | 6' - 5" | 9.0 |
| RETAIL | P | 3.38 | 2' - 9" | 4' - 6" | 12.5 |
| RETAIL | O | 3.39 | 3' - 10" | 23' - 1" | 89.0 |
| RETAIL | O | 3.40 | 9' - 0" | 23' - 1" | 208.2 |
| SUBTOTAL | | | | | 536.9 |

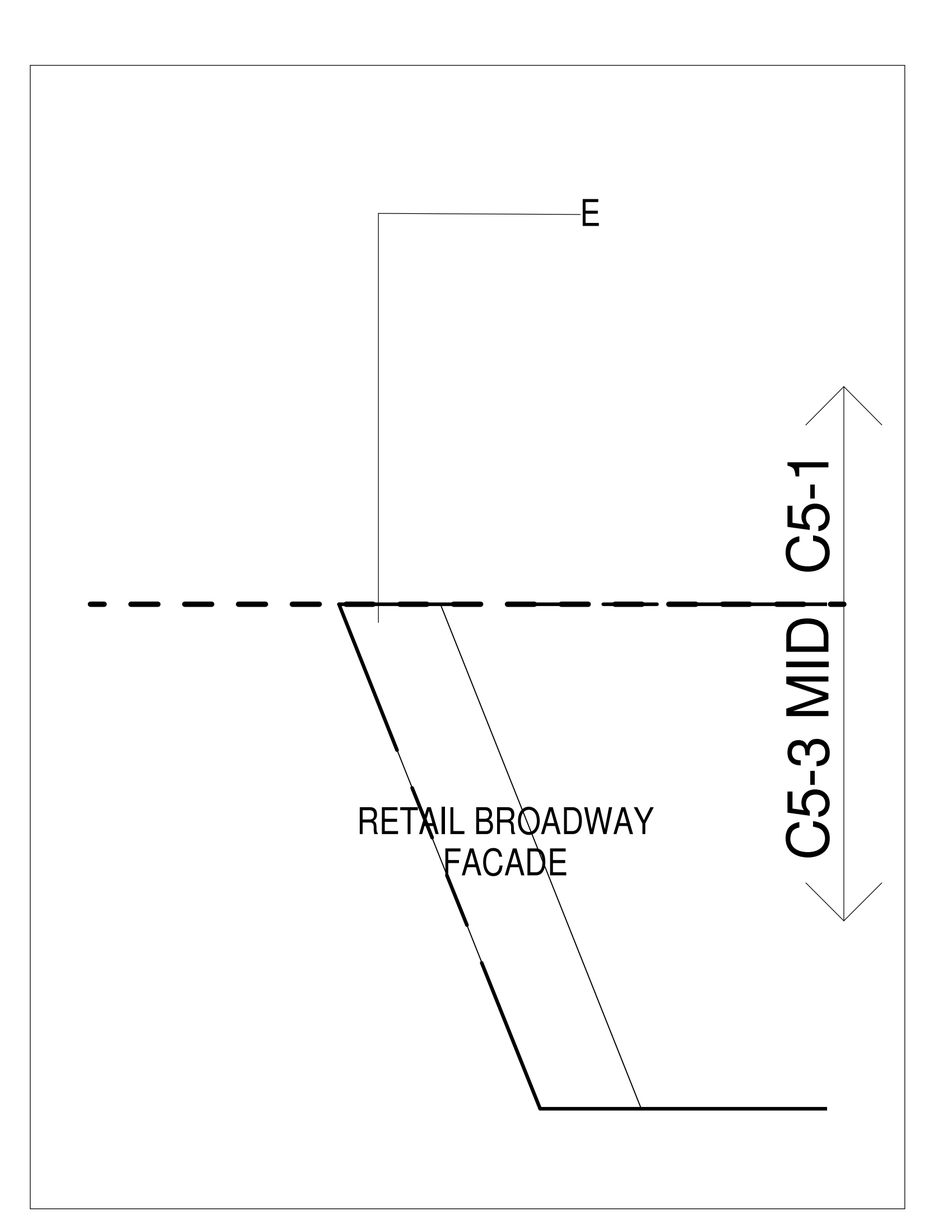


**3RD FLOOR - BROADWAY FACADE** 4
3/64" = 1'-0"

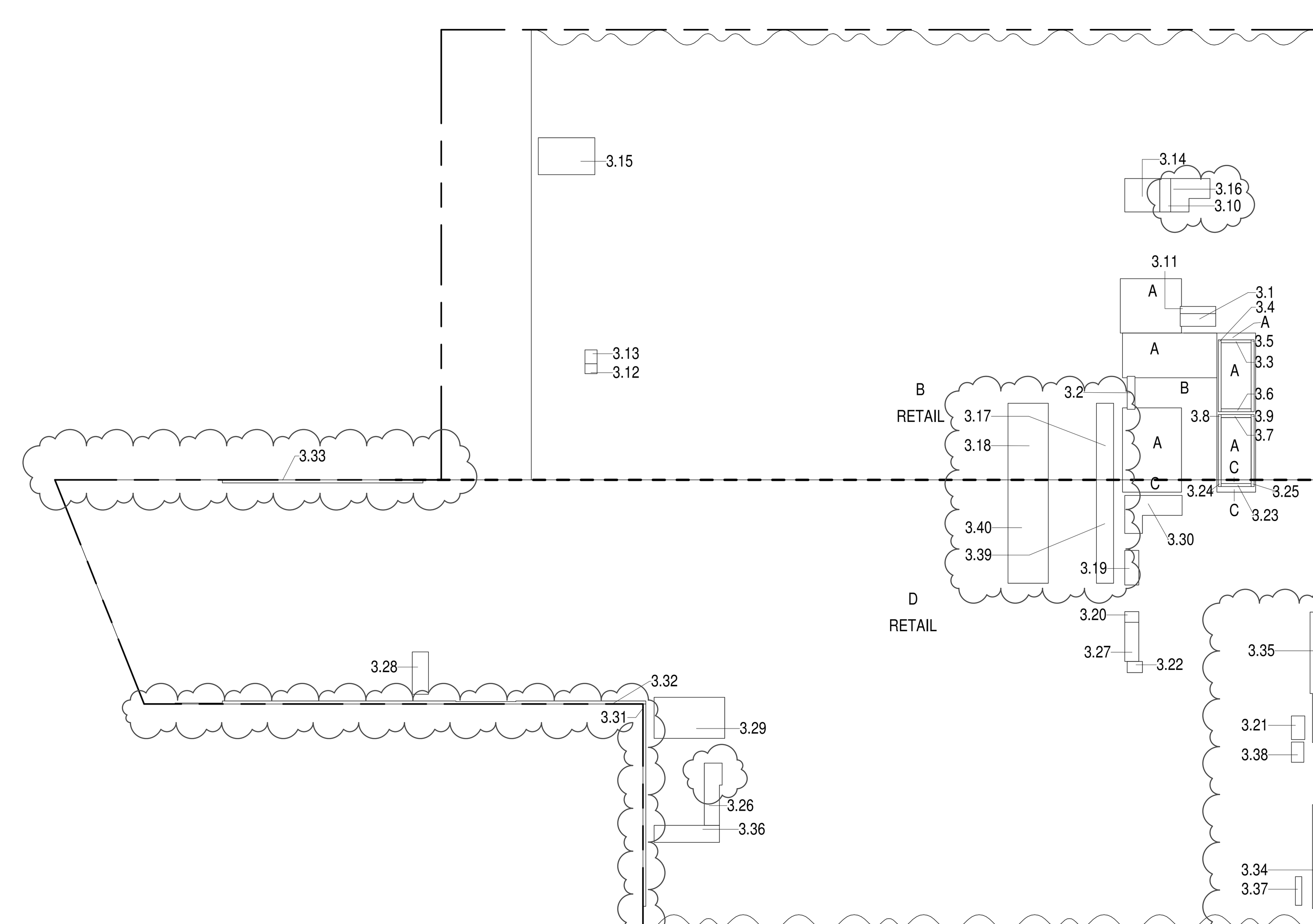


**3RD FLOOR (MFD:3RD FLOOR) GROSS FLOOR AREA PLAN AND DEDUCTIONS** 3
3/64" = 1'-0"

KEY PLAN:

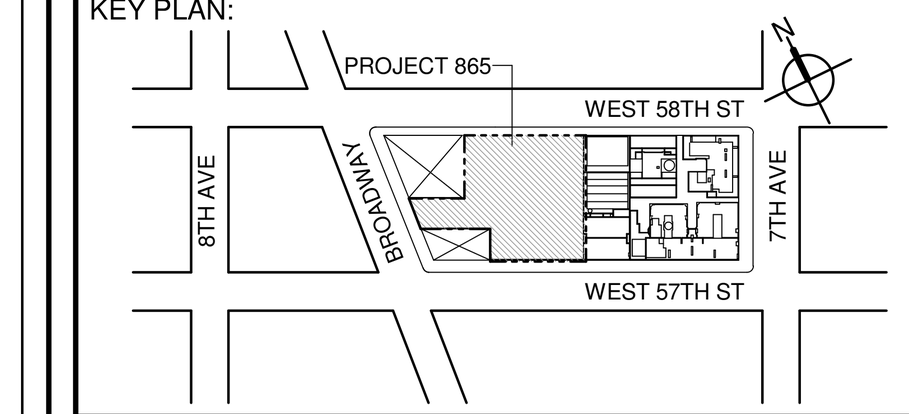


PROJECT NORTH

TRUE NORTH


DEVELOPER:
**EXTELL DEVELOPMENT COMPANY**
805 THIRD AVENUE, 7TH FLOOR
New York, NY 10022 USA
TEL: 212 712 6000 FAX: 212 712 6100

DESIGN ARCHITECT: Base Building Shell & Core
**ADRIAN SMITH + GORDON GILL ARCHITECTURE**
111 WEST MONROE STREET SUITE 2300
CHICAGO IL 60603
TEL: 312 920 1888 FAX: 312 920 1775

ARCHITECT OF RECORD: Base Building Shell & Core
**AAI ARCHITECTS, P.C.**
401 Wellington St. W., 3rd Floor
Toronto, ON M5V 1E7 Canada
TEL: 416 967 1500 FAX: 416 967 7150

STRUCTURAL ENGINEERS:
**WSP CANTOR SEINUK**
228 EAST 45th Street
New York, NY 10017 USA
TEL: 212 687 9888 FAX: 646 487 5501

MEP ENGINEERS:
**AKF GROUP**
1501 Broadway
New York, NY 10036 USA
TEL: 212 354 5656 FAX: 212 354 5668

GEOTECHNICAL ENGINEERS:
**Langan Engineering & Environmental Services**
21 Penn Plaza - 360 West 31st Street, 8th Floor
New York, NY 10001-2727
TEL: 212 479 5400 FAX: 212 479 5444

CODE CONSULTANTS:
**Construction Consulting Associates**
100 Church Street
New York, NY 10007
TEL: 212 385 1818 FAX: 212 385 1911

CURTAINWALL CONSULTANT:
**AJLP Consulting**
40 Worth Street. Suite 826
New York, NY 10013
TEL: 212 757 5659 FAX: 646 219 8508

LANDMARK/PRESERVATION CONSULTANT:
**Higgins Quasebarth & Partners LLC**
11 Hanover Square, 16th Floor
New York, NY 1005
TEL: 212 274 9468 FAX: 646 274 9380

LANDMARK/PRESERVATION CONSULTANT:
**Jan Hird Pokorny Associates, Inc.**
39 West 37th Street, 12A
New York, NY 10018
TEL: 212 759 6462 FAX: 212 759 6540


| No. | DESCRIPTION: | DATE: |
|---|---|---|
| 1 | D.O.B. SUBMISSION | 05 DEC 14 |
| 2 | D.O.B. SUBMISSION | 18 FEB 15 |
| | D.O.B. SUBMISSION | 27 APR 14 |
| | D.O.B. AMENDMENT 2 | 21 SEP 15 |
| | D.O.B. AMENDMENT 3 | 03 OCT 16 |

0 10' - 8" 21' - 4" 42' - 8"

**D.O.B. SUBMISSION**


Discrepancies must be reported immediately to the Architect before proceeding. Only figured dimensions are to be used. Contractors must check all dimensions on site. This drawing is protected by copyright.


ALL DIMENSIONS ARE SHOWN IN IMPERIAL.

CONSULTANT:

AAI ARCHITECTS, P.C.

PROJECT:

**217 WEST 57TH STREET**
NEW YORK, NY

DRAWING TITLE:

ZONING FLOOR AREA PLAN AND DEDUCTIONS

GROUND, 2ND, 3RD FLOOR

SEAL & SIGNATURE:

REGISTERED ARCHITECT WIEPKE DAVID JANSEN No. 028881 STATE OF NEW YORK

| DATE: | 05 DEC 14 |
|---|---|
| PROJECT No: | 1216-00 |
| DRAWN: Author | REV: 2 |
| CHK: Checker | |
| SCALE: 3/64" = 1'-0" | |
| DWG No: | **Z-009.02** |
| DOB PAGE No: | 6 of 454 |

DOB EMPLOYEE STAMP:

DOB B-SCAN:

FILE NAME:
PLOT DATE:10/14/2016 1:58:03 PM

36" x 48" Arch E -SHEET SIZE

DEPT OF BLDGS 121328205 Job Number — ES723011254 Scan Code

| 4TH FLOOR AREA CALCULATIONS | | | | |
|---|---|---|---|---|
| ZONE C5-1 | | | | |
| USE | No. | *GFA | *DEDUCTIONS | *ZFA (SF) |
| RESIDENTIAL | | 936 | 123 | 813 |
| RETAIL | | 16,294 | 451 | 15,843 |
| TOTAL | | 17,230 | 574 | 16,656 |

| 4TH FLOOR AREA CALCULATIONS | | | | |
|---|---|---|---|---|
| ZONE C5-3 MID | | | | |
| USE | No. | *GFA | *DEDUCTIONS | *ZFA (SF) |
| RESIDENTIAL | | 443 | 390 | 53 |
| RETAIL | | 20,399 | 528 | 19,871 |
| TOTAL | | 20,842 | 917 | 19,925 |

| 4TH FLOOR AREA CALCULATIONS | | | |
|---|---|---|---|
| ZONE C5-1 AND C5-3 MID | | | |
| USE | *GFA | *DEDUCTIONS | *ZFA (SF) |
| RESIDENTIAL | 1,379 | 513 | 866 |
| RETAIL | 36,693 | 979 | 35,714 |
| TOTAL | 38,072 | 1,492 | 36,581 |

| 4TH FLOOR DEDUCTIONS | | | | | |
|---|---|---|---|---|---|
| ZONE C5-1 | | | | | |
| USE | TYPE | No. | LENGTH | WIDTH | AREA (SF) |
| RESIDENTIAL | M | 4.1 | 3' - 4" | 7' - 11" | 26.6 |
| RESIDENTIAL | M | 4.2 | 2' - 3" | 7' - 6" | 17.0 |
| RESIDENTIAL | P | 4.3 | 1' - 7" | 7' - 11" | 12.6 |
| RESIDENTIAL | P | 4.4 | 1' - 9" | 7' - 4" | 13.0 |
| RESIDENTIAL | ST | 4.5 | 0' - 8" | 16' - 1" | 10.7 |
| RESIDENTIAL | ST | 4.6 | 0' - 8" | 16' - 1" | 10.7 |
| RESIDENTIAL | ST | 4.7 | 0' - 8" | 6' - 8" | 4.4 |
| RESIDENTIAL | ST | 4.8 | 0' - 8" | 6' - 8" | 4.4 |
| RESIDENTIAL | ST | 4.9 | 0' - 8" | 6' - 8" | 4.4 |
| RESIDENTIAL | ST | 4.10 | 0' - 8" | 14' - 7" | 9.7 |
| RESIDENTIAL | ST | 4.11 | 0' - 8" | 14' - 7" | 9.7 |
| SUBTOTAL | | | | | 123.4 |
| USE | TYPE | No. | LENGTH | WIDTH | AREA (SF) |
| RETAIL | P | 4.12 | 1' - 1" | 3' - 0" | 3.3 |
| RETAIL | M | 4.13 | 2' - 9" | 3' - 1" | 8.3 |
| RETAIL | P | 4.14 | 2' - 3" | 2' - 9" | 6.0 |
| RETAIL | M | 4.15 | 8' - 3" | 12' - 8" | 104.2 |
| RETAIL | M | 4.16 | 7' - 6" | 7' - 11" | 59.3 |
| RETAIL | M | 4.17 | 4' - 1" | 12' - 2" | 50.0 |
| RETAIL | O | 4.18 | 3' - 10" | 17' - 1" | 65.8 |
| RETAIL | O | 4.19 | 9' - 0" | 17' - 1" | 154.1 |
| SUBTOTAL | | | | | 451.1 |

| 4TH FLOOR DEDUCTIONS | | | | | |
|---|---|---|---|---|---|
| ZONE C5-3 MID | | | | | |
| USE | TYPE | No. | LENGTH | WIDTH | AREA (SF) |
| RESIDENTIAL | ST | 4.20 | 0' - 8" | 1' - 6" | 1.0 |
| RESIDENTIAL | ST | 4.21 | 0' - 8" | 1' - 6" | 1.0 |
| RESIDENTIAL | E | 4.22 | 3' - 5" | 14' - 5" | 49.5 |
| RESIDENTIAL | E | 4.23 | 3' - 1" | 8' - 9" | 27.1 |
| RESIDENTIAL | M | 4.24 | 4' - 5" | 12' - 9" | 56.7 |
| RESIDENTIAL | M | 4.25 | 3' - 1" | 7' - 9" | 24.0 |
| RESIDENTIAL | M | 4.26 | 3' - 11" | 4' - 0" | 15.8 |
| RESIDENTIAL | M | 4.27 | 3' - 8" | 9' - 5" | 34.3 |
| RESIDENTIAL | M | 4.28 | 9' - 2" | 15' - 9" | 144.3 |
| RESIDENTIAL | P | 4.29 | 2' - 5" | 3' - 1" | 7.4 |
| RESIDENTIAL | P | 4.30 | 3' - 0" | 5' - 3" | 15.6 |
| RESIDENTIAL | P | 4.31 | 2' - 6" | 3' - 5" | 8.5 |
| RESIDENTIAL | ST | 4.32 | 0' - 8" | 6' - 8" | 4.4 |
| SUBTOTAL | | | | | 389.6 |
| USE | TYPE | No. | LENGTH | WIDTH | AREA (SF) |
| RETAIL | G | 4.33 | 0' - 8" | 44' - 9" | 29.8 |
| RETAIL | G | 4.34 | 0' - 8" | 45' - 2" | 30.1 |
| RETAIL | G | 4.35 | 0' - 7" | 105' - 1" | 65.0 |
| RETAIL | G | 4.36 | 0' - 7" | 23' - 2" | 13.5 |
| RETAIL | G | 4.37 | 0' - 11" | 16' - 10" | 15.0 |
| RETAIL | M | 4.38 | 3' - 10" | 14' - 7" | 55.3 |
| RETAIL | P | 4.39 | 1' - 5" | 6' - 5" | 9.0 |
| RETAIL | P | 4.40 | 2' - 9" | 4' - 6" | 12.5 |
| RETAIL | O | 4.41 | 3' - 10" | 23' - 1" | 89.0 |
| RETAIL | O | 4.42 | 9' - 0" | 23' - 1" | 208.2 |
| SUBTOTAL | | | | | 527.5 |

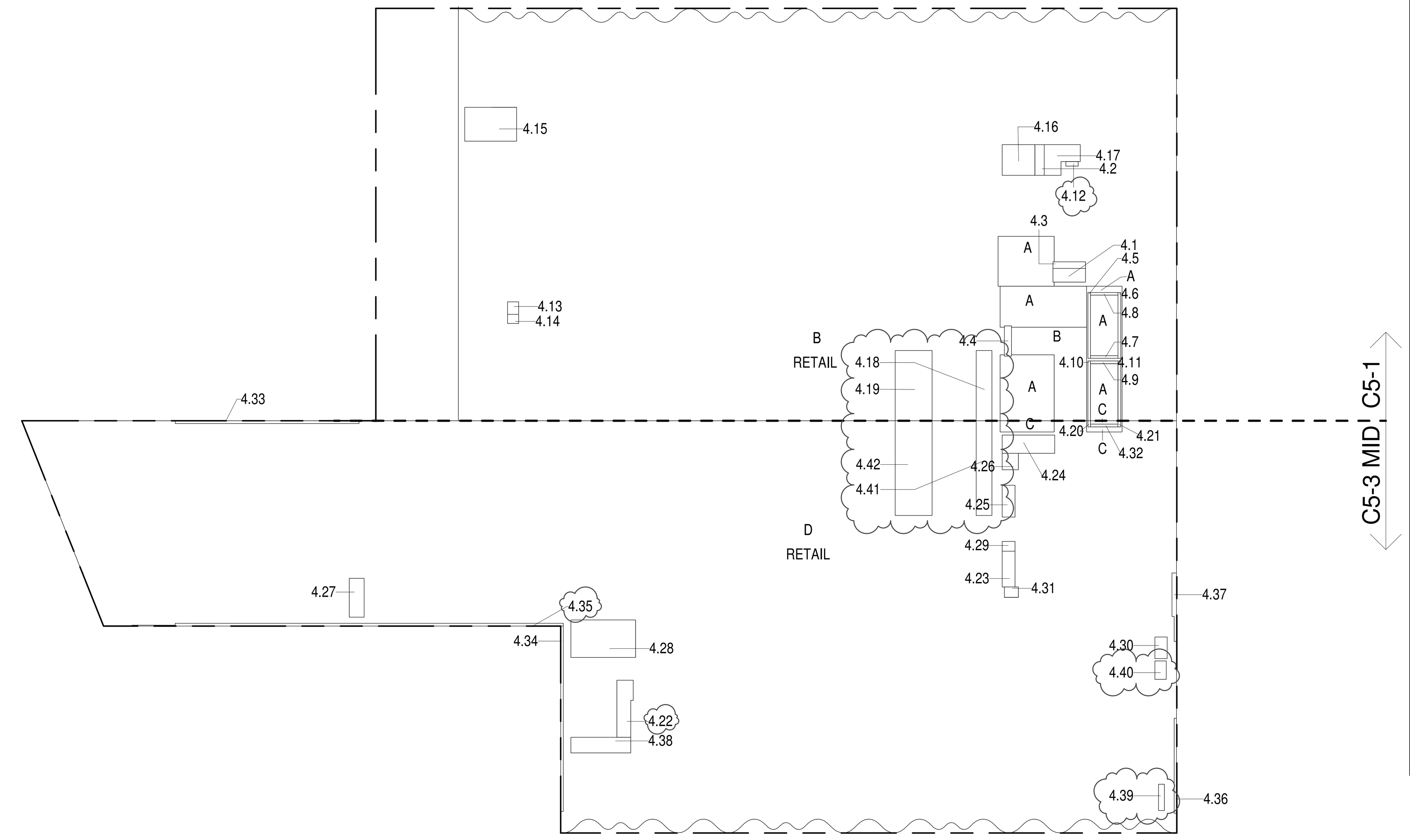


## 4TH FLOOR (MFD:4TH FLOOR) GROSS FLOOR AREA PLAN AND DEDUCTIONS (1)

3/64" = 1'-0"

| 5TH FLOOR AREA CALCULATIONS | | | | |
|---|---|---|---|---|
| ZONE C5-1 | | | | |
| USE | No. | *GFA | *DEDUCTIONS | *ZFA (SF) |
| RESIDENTIAL | | 936 | 123 | 813 |
| RETAIL | | 13,071 | 448 | 12,623 |
| TOTAL | | 14,007 | 571 | 13,436 |

| 5TH FLOOR AREA CALCULATIONS | | | | |
|---|---|---|---|---|
| ZONE C5-3 MID | | | | |
| USE | No. | *GFA | *DEDUCTIONS | *ZFA (SF) |
| RESIDENTIAL | | 451 | 397 | 53 |
| RETAIL | | 20,391 | 510 | 19,882 |
| TOTAL | | 20,842 | 907 | 19,935 |

| 5TH FLOOR BROADWAY FACADE AREA CALCULATIONS | | | | |
|---|---|---|---|---|
| ZONE C5-3 MID | | | | |
| USE | No. | *GFA | *DEDUCTIONS | *ZFA (SF) |
| RETAIL | E | 502 | 0 | 502 |
| TOTAL | | 502 | 0 | 502 |

| 5TH FLOOR AREA CALCULATIONS | | | |
|---|---|---|---|
| ZONE C5-1 AND C5-3 MID | | | |
| USE | *GFA | *DEDUCTIONS | *ZFA (SF) |
| RESIDENTIAL | 1,386 | 520 | 867 |
| RETAIL | 33,965 | 958 | 33,007 |
| TOTAL | 35,351 | 1,478 | 33,873 |

| 5TH FLOOR FLOOR DEDUCTIONS | | | | | |
|---|---|---|---|---|---|
| ZONE C5-1 | | | | | |
| USE | TYPE | No. | LENGTH | WIDTH | AREA (SF) |
| RESIDENTIAL | M | 5.1 | 2' - 11" | 8' - 0" | 23.2 |
| RESIDENTIAL | M | 5.2 | 2' - 5" | 7' - 6" | 17.9 |
| RESIDENTIAL | P | 5.3 | 1' - 9" | 7' - 4" | 13.0 |
| RESIDENTIAL | P | 5.4 | 1' - 10" | 8' - 0" | 14.5 |
| RESIDENTIAL | ST | 5.5 | 0' - 8" | 6' - 8" | 4.4 |
| RESIDENTIAL | ST | 5.6 | 0' - 8" | 16' - 1" | 10.7 |
| RESIDENTIAL | ST | 5.7 | 0' - 8" | 16' - 1" | 10.7 |
| RESIDENTIAL | ST | 5.8 | 0' - 8" | 6' - 8" | 4.4 |
| RESIDENTIAL | ST | 5.9 | 0' - 8" | 6' - 8" | 4.4 |
| RESIDENTIAL | ST | 5.10 | 0' - 8" | 14' - 7" | 9.7 |
| RESIDENTIAL | ST | 5.11 | 0' - 8" | 14' - 7" | 9.7 |
| SUBTOTAL | | | | | 122.8 |
| USE | TYPE | No. | LENGTH | WIDTH | AREA (SF) |
| RETAIL | P | 5.12 | 2' - 3" | 2' - 9" | 6.0 |
| RETAIL | M | 5.13 | 7' - 6" | 7' - 11" | 59.1 |
| RETAIL | M | 5.14 | 2' - 9" | 3' - 1" | 8.4 |
| RETAIL | M | 5.15 | 8' - 2" | 12' - 8" | 103.4 |
| RETAIL | M | 5.16 | 4' - 4" | 11' - 11" | 51.5 |
| RETAIL | O | 5.17 | 3' - 10" | 17' - 1" | 65.8 |
| RETAIL | O | 5.18 | 9' - 0" | 17' - 1" | 154.1 |
| SUBTOTAL | | | | | 448.3 |

| 5TH FLOOR DEDUCTIONS | | | | | |
|---|---|---|---|---|---|
| ZONE C5-3 MID | | | | | |
| USE | TYPE | No. | LENGTH | WIDTH | AREA (SF) |
| RESIDENTIAL | M | 5.19 | 4' - 3" | 16' - 11" | 72.4 |
| RESIDENTIAL | M | 5.20 | 3' - 1" | 7' - 9" | 24.0 |
| RESIDENTIAL | P | 5.21 | 3' - 1" | 3' - 1" | 9.4 |
| RESIDENTIAL | M | 5.22 | 3' - 7" | 9' - 5" | 34.1 |
| RESIDENTIAL | M | 5.23 | 9' - 2" | 15' - 9" | 144.4 |
| RESIDENTIAL | P | 5.24 | 3' - 2" | 5' - 3" | 16.5 |
| RESIDENTIAL | P | 5.25 | 2' - 6" | 3' - 5" | 8.5 |
| RESIDENTIAL | ST | 5.26 | 0' - 8" | 6' - 8" | 4.4 |
| RESIDENTIAL | ST | 5.27 | 0' - 8" | 1' - 6" | 1.0 |
| RESIDENTIAL | ST | 5.28 | 0' - 8" | 1' - 6" | 1.0 |
| RESIDENTIAL | E | 5.29 | 3' - 5" | 14' - 7" | 50.3 |
| RESIDENTIAL | E | 5.30 | 3' - 1" | 10' - 0" | 31.0 |
| SUBTOTAL | | | | | 397.1 |
| USE | TYPE | No. | LENGTH | WIDTH | AREA (SF) |
| RETAIL | G | 5.31 | 0' - 7" | 105' - 3" | 63.3 |
| RETAIL | G | 5.32 | 0' - 7" | 20' - 11" | 12.2 |
| RETAIL | G | 5.33 | 0' - 8" | 44' - 9" | 29.8 |
| RETAIL | G | 5.34 | 0' - 8" | 45' - 2" | 30.1 |
| RETAIL | P | 5.35 | 1' - 5" | 6' - 5" | 9.0 |
| RETAIL | M | 5.36 | 3' - 10" | 14' - 7" | 55.3 |
| RETAIL | P | 5.37 | 2' - 9" | 4' - 6" | 12.5 |
| RETAIL | O | 5.38 | 3' - 10" | 23' - 1" | 89.0 |
| RETAIL | O | 5.39 | 9' - 0" | 23' - 1" | 208.2 |
| SUBTOTAL | | | | | 509.5 |

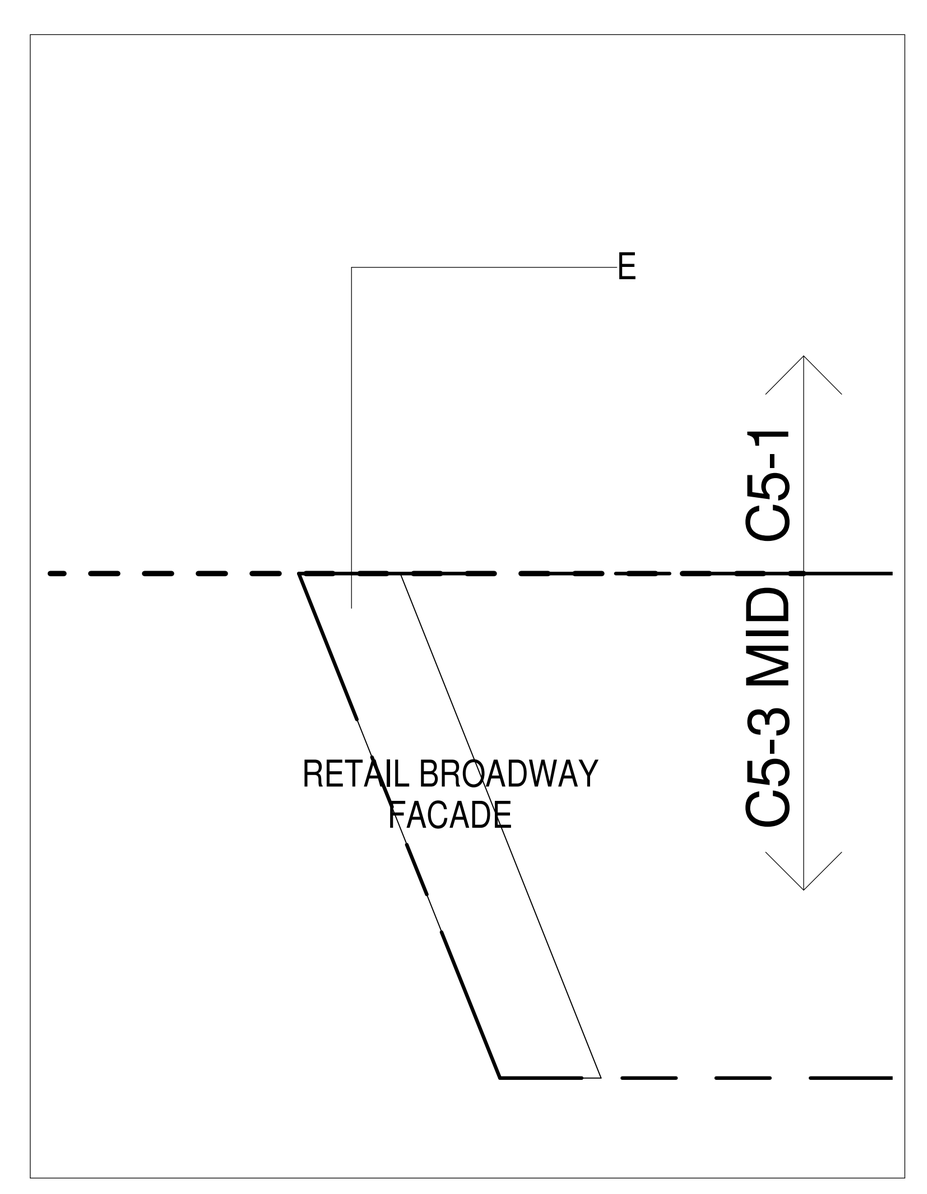


## 5TH FLOOR - BROADWAY FACADE (4)

3/64" = 1'-0"

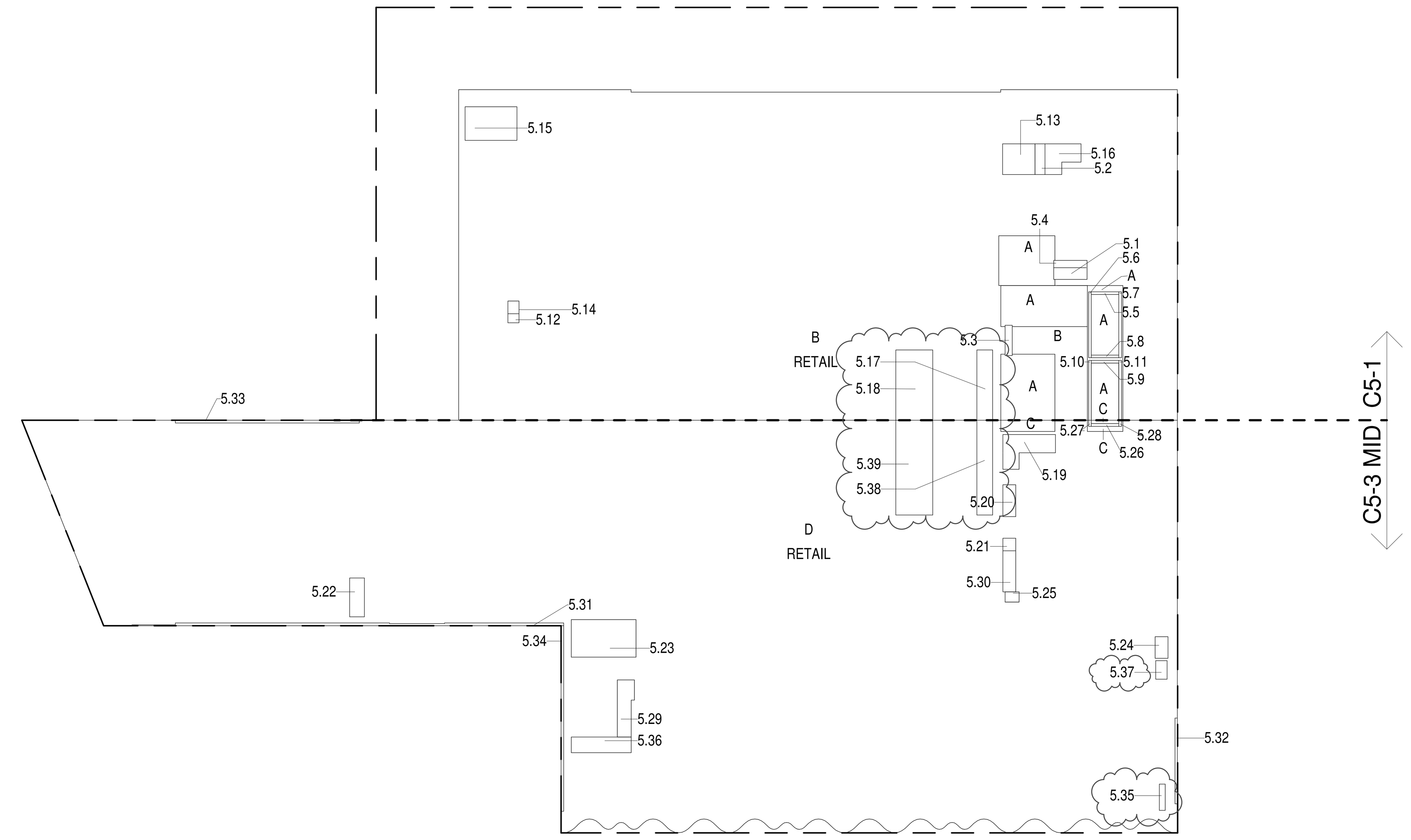


## 5TH FLOOR (MFD:5TH FLOOR) GROSS FLOOR AREA PLAN AND DEDUCTIONS (2)

3/64" = 1'-0"

| 6TH FLOOR AREA CALCULATIONS | | | | |
|---|---|---|---|---|
| ZONE C5-1 | | | | |
| USE | No. | *GFA | *DEDUCTIONS | *ZFA (SF) |
| RESIDENTIAL | 6.1 | 5,447 | 5,447 | 0 |
| RETAIL | 6.2 | 8,626 | 8,626 | 0 |
| TOTAL | | 14,073 | 14,073 | 0 |

| 6TH FLOOR AREA CALCULATIONS | | | | |
|---|---|---|---|---|
| ZONE C5-3 MID | | | | |
| USE | No. | *GFA | *DEDUCTIONS | *ZFA (SF) |
| RESIDENTIAL | | 6,157 | 5,651 | 506 |
| RETAIL | 6.4 | 14,507 | 14,507 | 0 |
| TOTAL | | 20,664 | 20,158 | 506 |

| 6TH FLOOR AREA CALCULATIONS | | | |
|---|---|---|---|
| ZONE C5-1 AND C5-3 MID | | | |
| USE | *GFA | *DEDUCTIONS | *ZFA (SF) |
| RESIDENTIAL | 11,604 | 11,098 | 506 |
| RETAIL | 23,133 | 23,133 | 0 |
| TOTAL | 34,737 | 34,231 | 506 |

| 6TH FLOOR DEDUCTIONS | | | | | |
|---|---|---|---|---|---|
| ZONE C5-1 | | | | | |
| USE | TYPE | No. | LENGTH | WIDTH | AREA (SF) |
| RESIDENTIAL | M | 6.1 | 37' - 4" | 146' - 0" | 5,446.8 |
| SUBTOTAL | | | | | 5,446.8 |
| USE | TYPE | No. | LENGTH | WIDTH | AREA (SF) |
| RETAIL | M | 6.2 | 55' - 0" | 156' - 10" | 8,626.2 |
| SUBTOTAL | | | | | 8,626.2 |

| 6TH FLOOR DEDUCTIONS | | | | | |
|---|---|---|---|---|---|
| ZONE C5-3 MID | | | | | |
| USE | TYPE | No. | LENGTH | WIDTH | AREA (SF) |
| RESIDENTIAL | M | 6.3 | 50' - 3" | 112' - 6" | 5,651.5 |
| SUBTOTAL | | | | | 5,651.5 |
| USE | TYPE | No. | LENGTH | WIDTH | AREA (SF) |
| RETAIL | M | 6.4 | 41' - 10" | 347' - 0" | 14,506.8 |
| SUBTOTAL | | | | | 14,506.8 |

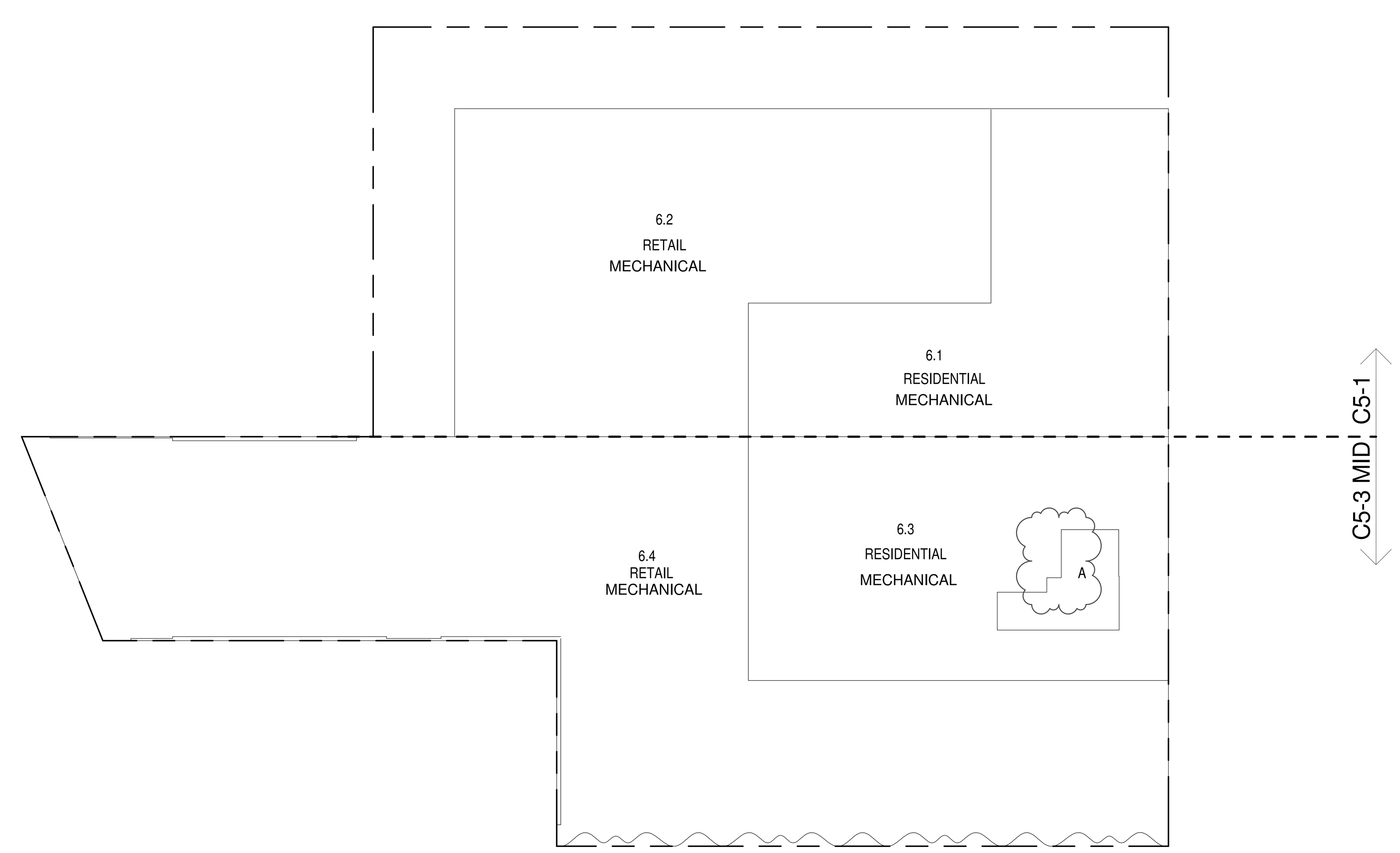


## 6TH FLOOR MEP (MFD:6TH FLOOR) GROSS FLOOR AREA PLAN AND DEDUCTIONS (3)

3/64" = 1'-0"

ZONING AND DEDUCT LEGEND

- DEDUCTIONS
- M - MECHANICAL ROOM / RISER
- E - ELECTRICAL SHAFT / RISER
- P - PLUMBING RISER
- BG - BELOW GRADE
- O - OPENING TO BELOW
- L - LOADING BAYS
- ST - 44" RESI STAIR SHAFT (INCLUDING 8" PERIMETER)
- G - GAP FROM ADJACENT BUILDING
- DEVELOPMENT LOT LINE

* WHERE APPLICABLE, DOCUMENTED AND CALCULATED AREAS HAVE BEEN ROUNDED TO ITS NEXT SIGNIFICANT DIGIT.

** LENGTH AND WIDTH DIMENSIONS FOR COMPLEX SHAPES HAVE BEEN SIMPLIFIED TO ILLUSTRATE ONLY LARGEST OVERALL DIMENSION RESPECTIVELY. AREA DOCUMENTED IS THE EXACT AREA OF THE COMPLEX SHAPE

*** ELECTRICAL DEDUCTIONS ARE ONLY FOR ELECTRICAL RISERS. AND CLOSETS. NO DEDUCTIONS TAKEN FOR TELEPHONE CLOSETS

KEY PLAN:

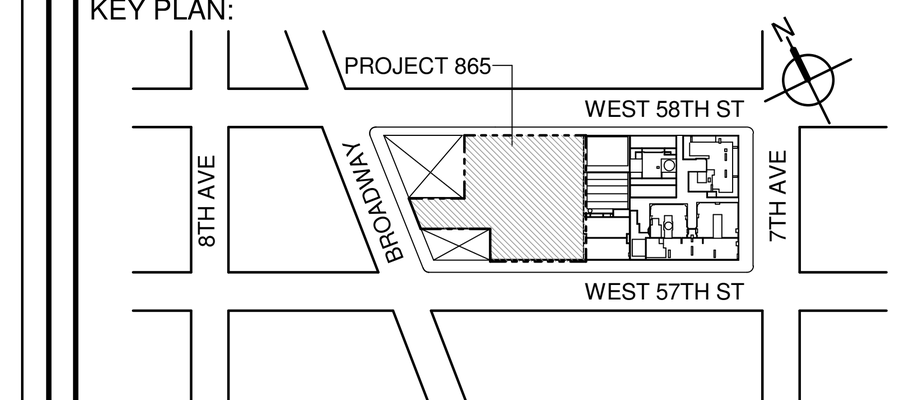


PROJECT NORTH — TRUE NORTH


DEVELOPER:
**EXTELL DEVELOPMENT COMPANY**
805 THIRD AVENUE, 7TH FLOOR
New York, NY 10022 USA
TEL: 212 712 6000 FAX: 212 712 6100

DESIGN ARCHITECT: Base Building Shell & Core
**ADRIAN SMITH + GORDON GILL ARCHITECTURE**
111 WEST MONROE STREET SUITE 2300
CHICAGO IL 60603
TEL: 312 920 1888 FAX: 312 920 1775

ARCHITECT OF RECORD: Base Building Shell & Core
**AAI ARCHITECTS, P.C.**
401 Wellington St. W., 3rd Floor
Toronto, ON M5V 1E7 Canada
TEL: 416 967 1500 FAX: 416 967 7150

STRUCTURAL ENGINEERS:
**WSP CANTOR SEINUK**
228 EAST 45th Street
New York, NY 10017 USA
TEL: 212 687 9888 FAX: 646 487 5501

MEP ENGINEERS:
**AKF GROUP**
1501 Broadway
New York, NY 10036 USA
TEL: 212 354 5656 FAX: 212 354 5668

GEOTECHNICAL ENGINEERS:
**Langan Engineering & Environmental Services**
21 Penn Plaza - 360 West 31st Street, 8th Floor
New York, NY 10001-2727
TEL: 212 479 5400 FAX: 212 479 5444

CODE CONSULTANTS:
**Construction Consulting Associates**
100 Church Street
New York, NY 10007
TEL: 212 385 1818 FAX: 212 385 1911

CURTAINWALL CONSULTANT:
**AJLP Consulting**
40 Worth Street. Suite 826
New York, NY 10013
TEL: 212 757 5659 FAX: 646 219 8508

LANDMARK/PRESERVATION CONSULTANT:
**Higgins Quasebarth & Partners LLC**
11 Hanover Square, 16th Floor
New York, NY 1005
TEL: 212 274 9468 FAX: 646 274 9380

LANDMARK/PRESERVATION CONSULTANT:
**Jan Hird Pokorny Associates, Inc.**
39 West 37th Street, 12A
New York, NY 10018
TEL: 212 759 6462 FAX: 212 759 6540


| No. | DESCRIPTION: | DATE: |
|---|---|---|
| 1 | D.O.B. SUBMISSION | 05 DEC 14 |
| 2 | D.O.B. SUBMISSION | 18 FEB 15 |
| | D.O.B. SUBMISSION | 27 APR 14 |
| | D.O.B. AMENDMENT 2 | 21 SEP 15 |
| | D.O.B. AMENDMENT 3 | 03 OCT 16 |

0 10' - 8" 21' - 4" 42' - 8"

**D.O.B. SUBMISSION**


Discrepancies must be reported immediately to the Architect before proceeding. Only figured dimensions are to be used. Contractors must check all dimensions on site. This drawing is protected by copyright.

ALL DIMENSIONS ARE SHOWN IN IMPERIAL.


CONSULTANT:
AAI ARCHITECTS, P.C.

PROJECT:
**217 WEST 57TH STREET**
NEW YORK, NY

DRAWING TITLE:
ZONING FLOOR AREA PLAN AND DEDUCTIONS
4TH, 5TH, 6TH FLOOR

SEAL & SIGNATURE: REGISTERED ARCHITECT WIEPKE DAVID JANSEN No. 028881 STATE OF NEW YORK

| | |
|---|---|
| DATE: | 05 DEC 14 |
| PROJECT No: | 1216-00 |
| DRAWN: Author | REV: 2 |
| CHK: Checker | |
| SCALE: 3/64" = 1'-0" | |
| DWG No: | Z-010.02 |
| DOB PAGE No: | 7 of 454 |

DOB EMPLOYEE STAMP: — DOB B-SCAN:

FILE NAME:
PLOT DATE: 10/14/2016 1:58:15 PM

| 7TH FLOOR AREA CALCULATIONS | | | | |
|---|---|---|---|---|
| ZONE C5-1 | | | | |
| USE | No. | *GFA | *DEDUCTIONS | *ZFA (SF) |
| RESIDENTIAL | | 14,073 | 14,073 | 0 |
| TOTAL | | 14,073 | 14,073 | 0 |

| 7TH FLOOR AREA CALCULATIONS | | | | |
|---|---|---|---|---|
| ZONE C5-3 MID | | | | |
| USE | No. | *GFA | *DEDUCTIONS | *ZFA (SF) |
| RESIDENTIAL | | 20,664 | 19,946 | 718 |
| TOTAL | | 20,664 | 19,946 | 718 |

| 7TH FLOOR AREA CALCULATIONS | | | |
|---|---|---|---|
| ZONE C5-1 AND C5-3 MID | | | |
| USE | *GFA | *DEDUCTIONS | *ZFA (SF) |
| RESIDENTIAL | 34,736 | 34,019 | 718 |
| TOTAL | 34,736 | 34,019 | 718 |

| 7TH FLOOR DEDUCTIONS | | | | | |
|---|---|---|---|---|---|
| ZONE C5-1 | | | | | |
| USE | TYPE | No. | LENGTH | WIDTH | AREA (SF) |
| RESIDENTIAL | M | 7.1 | 64' - 11" | 147' - 5" | 9,566.7 |
| RESIDENTIAL | M | 7.2 | 43' - 3" | 80' - 7" | 3,481.8 |
| RESIDENTIAL | M | 7.3 | 30' - 5" | 33' - 8" | 1,024.5 |
| SUBTOTAL | | | | | 14,072.9 |

| 7TH FLOOR DEDUCTIONS | | | | | |
|---|---|---|---|---|---|
| ZONE C5-3 MID | | | | | |
| USE | TYPE | No. | LENGTH | WIDTH | AREA (SF) |
| RESIDENTIAL | M | 7.4 | 53' - 10" | 336' - 5" | 18,112.2 |
| RESIDENTIAL | M | 7.5 | 22' - 6" | 78' - 11" | 1,778.2 |
| RESIDENTIAL | M | 7.6 | 1' - 8" | 33' - 8" | 55.6 |
| SUBTOTAL | | | | | 19,946.0 |

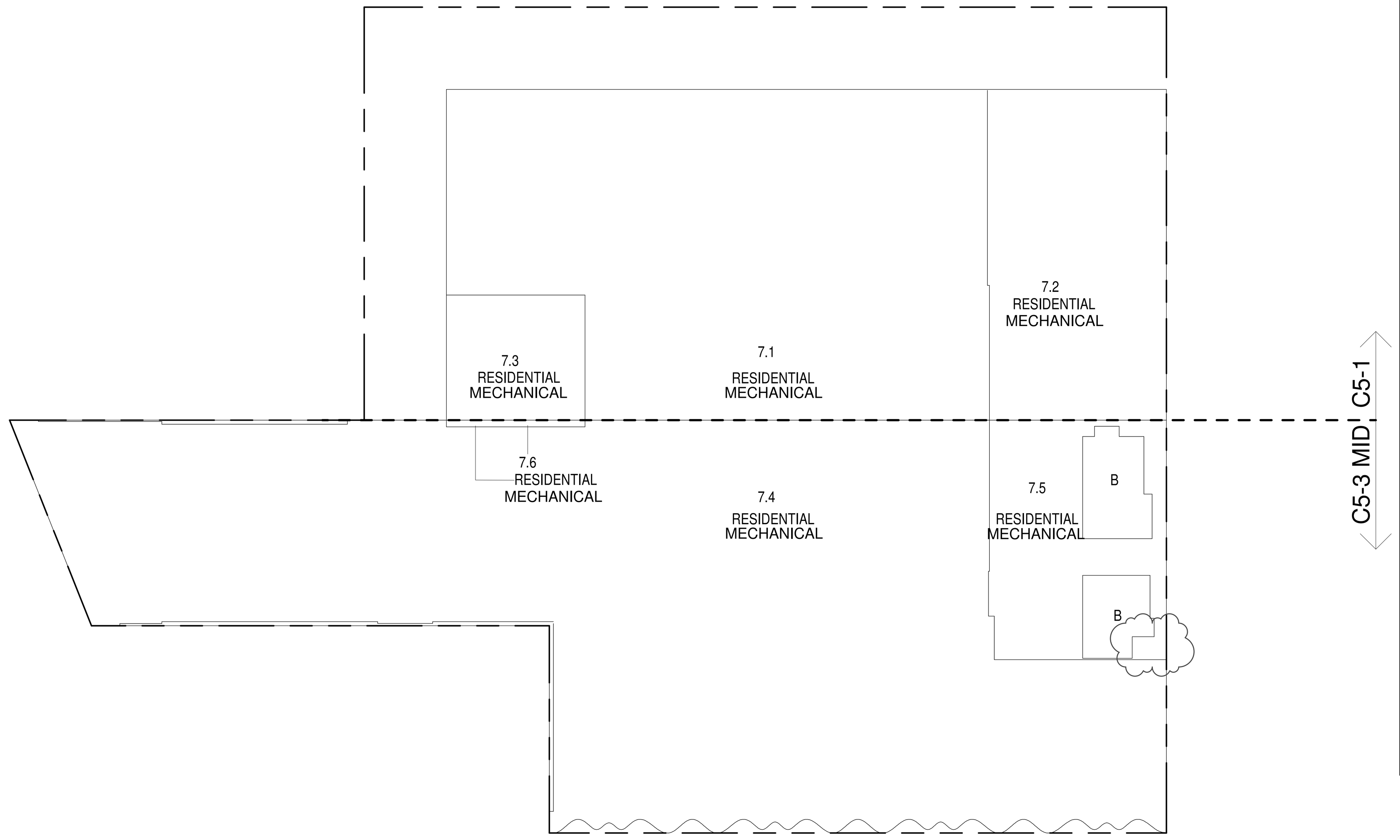


ZONING AND DEDUCT LEGEND

DEDUCTIONS
- M - MECHANICAL ROOM / RISER
- E - ELECTRICAL SHAFT / RISER
- P - PLUMBING RISER
- BG - BELOW GRADE
- O - OPENING TO BELOW
- L - LOADING BAYS
- ST - 44" RESI STAIR SHAFT (INCLUDING 8" PERIMETER)
- G - GAP FROM ADJACENT BUILDING
- DEVELOPMENT LOT LINE

* WHERE APPLICABLE, DOCUMENTED AND CALCULATED AREAS HAVE BEEN ROUNDED TO ITS NEXT SIGNIFICANT DIGIT.

** LENGTH AND WIDTH DIMENSIONS FOR COMPLEX SHAPES HAVE BEEN SIMPLIFIED TO ILLUSTRATE ONLY LARGEST OVERALL DIMENSION RESPECTIVELY. AREA DOCUMENTED IS THE EXACT AREA OF THE COMPLEX SHAPE

*** ELECTRICAL DEDUCTIONS ARE ONLY FOR ELECTRICAL RISERS. AND CLOSETS. NO DEDUCTIONS TAKEN FOR TELEPHONE CLOSETS

**7TH FLOOR MEP (MFD:7TH FLOOR) GROSS FLOOR AREA PLAN AND DEDUCTIONS** (1)
3/64" = 1'-0"

| 8TH FLOOR AREA CALCULATIONS | | | | |
|---|---|---|---|---|
| ZONE C5-1 | | | | |
| USE | No. | *GFA | *DEDUCTIONS | *ZFA (SF) |
| RESIDENTIAL | | 7,533 | 354 | 7,180 |
| TOTAL | | 7,533 | 354 | 7,180 |

| 8TH FLOOR AREA CALCULATIONS | | | | |
|---|---|---|---|---|
| ZONE C5-3 MID | | | | |
| USE | No. | *GFA | *DEDUCTIONS | *ZFA (SF) |
| RESIDENTIAL | | 5,155 | 130 | 5,025 |
| RETAIL | | 954 | 321 | 634 |
| TOTAL | | 6,110 | 451 | 5,659 |

| 8TH FLOOR AREA CALCULATIONS | | | |
|---|---|---|---|
| ZONE C5-1 AND C5-3 MID | | | |
| USE | *GFA | *DEDUCTIONS | *ZFA (SF) |
| RESIDENTIAL | 12,688 | 484 | 12,205 |
| RETAIL | 954 | 321 | 634 |
| TOTAL | 13,643 | 805 | 12,838 |

| 8TH FLOOR DEDUCTIONS | | | | | |
|---|---|---|---|---|---|
| ZONE C5-1 | | | | | |
| USE | TYPE | No. | LENGTH | WIDTH | AREA (SF) |
| RESIDENTIAL | ST | 8.1 | 0' - 8" | 7' - 2" | 4.8 |
| RESIDENTIAL | ST | 8.2 | 0' - 8" | 15' - 7" | 10.4 |
| RESIDENTIAL | ST | 8.3 | 0' - 8" | 15' - 7" | 10.4 |
| RESIDENTIAL | M | 8.4 | 3' - 5" | 3' - 7" | 12.4 |
| RESIDENTIAL | P | 8.5 | 2' - 4" | 5' - 2" | 12.3 |
| RESIDENTIAL | P | 8.6 | 1' - 0" | 3' - 8" | 3.6 |
| RESIDENTIAL | E | 8.7 | 3' - 1" | 12' - 8" | 38.5 |
| RESIDENTIAL | P | 8.8 | 3' - 8" | 9' - 0" | 33.2 |
| RESIDENTIAL | P | 8.9 | 1' - 2" | 34' - 7" | 39.1 |
| RESIDENTIAL | P | 8.10 | 1' - 8" | 7' - 9" | 13.3 |
| RESIDENTIAL | P | 8.11 | 1' - 1" | 5' - 2" | 5.5 |
| RESIDENTIAL | M | 8.12 | 3' - 6" | 16' - 2" | 56.0 |
| RESIDENTIAL | P | 8.13 | 2' - 2" | 3' - 5" | 7.4 |
| RESIDENTIAL | P | 8.14 | 1' - 9" | 3' - 5" | 5.9 |
| RESIDENTIAL | P | 8.15 | 0' - 11" | 13' - 7" | 12.7 |
| RESIDENTIAL | P | 8.16 | 1' - 0" | 5' - 1" | 5.1 |
| RESIDENTIAL | P | 8.17 | 1' - 1" | 13' - 2" | 13.8 |
| RESIDENTIAL | P | 8.18 | 1' - 0" | 7' - 0" | 7.0 |
| RESIDENTIAL | P | 8.19 | 0' - 5" | 3' - 4" | 1.4 |
| RESIDENTIAL | P | 8.20 | 0' - 6" | 2' - 11" | 1.4 |
| RESIDENTIAL | E | 8.21 | 1' - 6" | 3' - 4" | 5.0 |
| RESIDENTIAL | P | 8.22 | 1' - 0" | 3' - 2" | 3.2 |
| RESIDENTIAL | P | 8.23 | 1' - 6" | 1' - 10" | 2.7 |
| RESIDENTIAL | P | 8.24 | 1' - 8" | 3' - 10" | 6.3 |
| RESIDENTIAL | P | 8.25 | 2' - 8" | 9' - 4" | 24.9 |
| RESIDENTIAL | M | 8.26 | 1' - 10" | 2' - 7" | 4.6 |
| RESIDENTIAL | M | 8.27 | 1' - 6" | 2' - 6" | 3.7 |
| RESIDENTIAL | M | 8.28 | 1' - 7" | 1' - 7" | 2.5 |
| RESIDENTIAL | M | 8.29 | 1' - 4" | 2' - 6" | 3.2 |
| RESIDENTIAL | M | 8.30 | 1' - 3" | 2' - 11" | 3.5 |
| SUBTOTAL | | | | | 353.6 |

| 8TH FLOOR DEDUCTIONS | | | | | |
|---|---|---|---|---|---|
| ZONE C5-3 MID | | | | | |
| USE | TYPE | No. | LENGTH | WIDTH | AREA (SF) |
| RESIDENTIAL | M | 8.31 | 4' - 3" | 11' - 11" | 50.7 |
| RESIDENTIAL | M | 8.32 | 3' - 5" | 13' - 9" | 47.3 |
| RESIDENTIAL | ST | 8.33 | 0' - 8" | 7' - 2" | 4.8 |
| RESIDENTIAL | ST | 8.34 | 0' - 8" | 1' - 6" | 1.0 |
| RESIDENTIAL | ST | 8.35 | 0' - 8" | 1' - 6" | 1.0 |
| RESIDENTIAL | M | 8.36 | 2' - 4" | 2' - 6" | 5.8 |
| RESIDENTIAL | M | 8.37 | 1' - 7" | 3' - 1" | 5.0 |
| RESIDENTIAL | M | 8.38 | 2' - 1" | 2' - 1" | 4.4 |
| RESIDENTIAL | M | 8.39 | 1' - 6" | 2' - 3" | 3.3 |
| RESIDENTIAL | M | 8.40 | 2' - 0" | 3' - 6" | 6.9 |
| SUBTOTAL | | | | | 130.3 |
| USE | TYPE | No. | LENGTH | WIDTH | AREA (SF) |
| RETAIL | ST | 8.41 | 11' - 6" | 28' - 0" | 320.8 |
| SUBTOTAL | | | | | 320.8 |

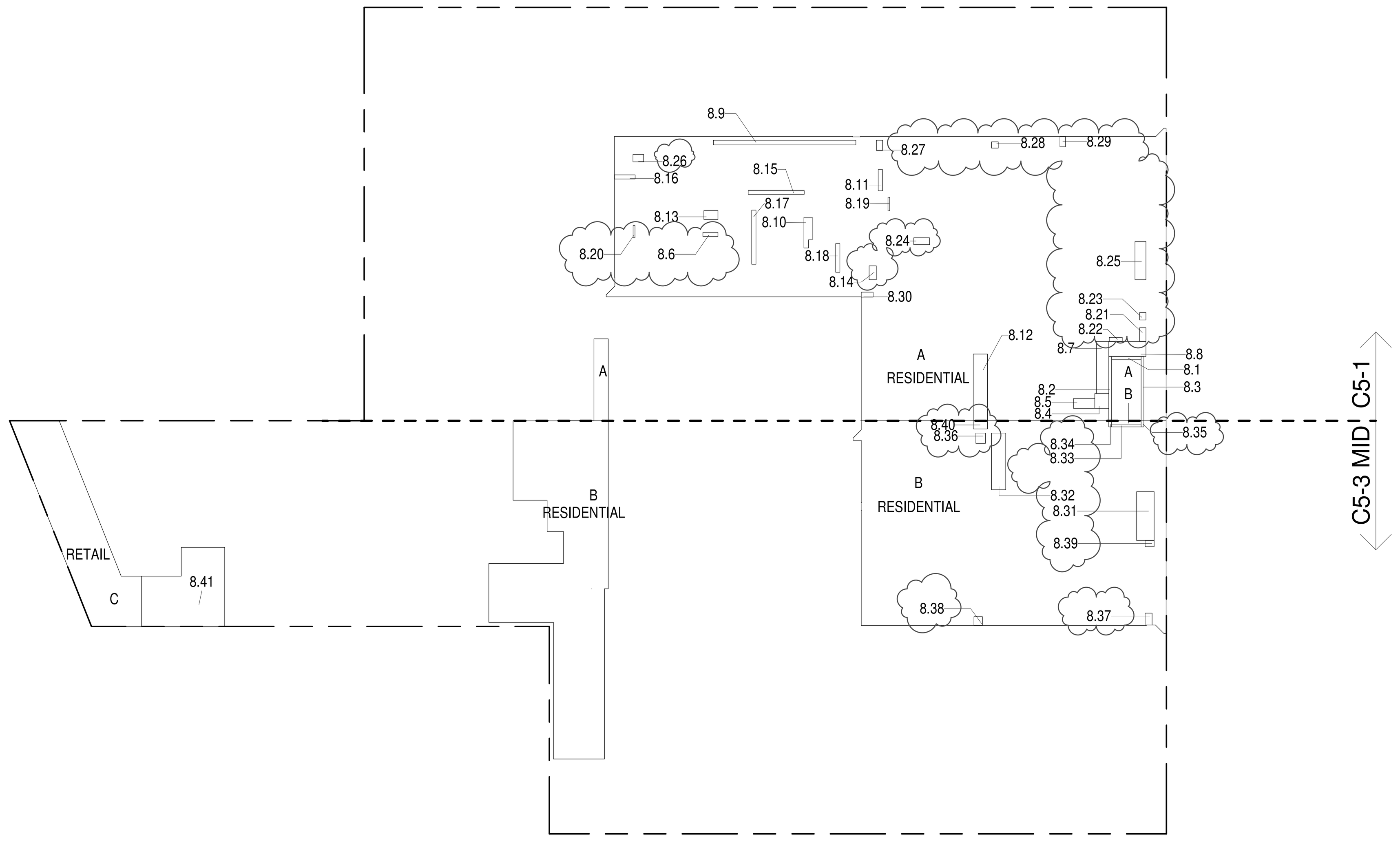


**8TH FLOOR (MFD:14TH FLOOR) GROSS FLOOR AREA PLAN AND DEDUCTIONS** (2)
3/64" = 1'-0"

| 9TH FLOOR AREA CALCULATIONS | | | | |
|---|---|---|---|---|
| ZONE C5-1 | | | | |
| USE | No. | *GFA | *DEDUCTIONS | *ZFA (SF) |
| RESIDENTIAL | | 7,463 | 7,463 | 0 |
| TOTAL | | 7,463 | 7,463 | 0 |

| 9TH FLOOR AREA CALCULATIONS | | | | |
|---|---|---|---|---|
| ZONE C5-3 MID | | | | |
| USE | No. | *GFA | *DEDUCTIONS | *ZFA (SF) |
| RESIDENTIAL | | 3,691 | 3,691 | 0 |
| TOTAL | | 3,691 | 3,691 | 0 |

| 9TH FLOOR AREA CALCULATIONS | | | |
|---|---|---|---|
| ZONE C5-1 AND C5-3 MID | | | |
| USE | *GFA | *DEDUCTIONS | *ZFA (SF) |
| RESIDENTIAL | 11,155 | 11,155 | 0 |
| TOTAL | 11,155 | 11,155 | 0 |

| 9TH FLOOR FLOOR DEDUCTIONS | | | | | |
|---|---|---|---|---|---|
| ZONE C5-1 | | | | | |
| USE | TYPE | No. | LENGTH | WIDTH | AREA (SF) |
| RESIDENTIAL | M | 9.1 | 15' - 2" | 363' - 10" | 5,519.8 |
| RESIDENTIAL | M | 9.2 | 3' - 0" | 4' - 6" | 13.5 |
| RESIDENTIAL | M | 9.3 | 4' - 0" | 4' - 0" | 16.0 |
| RESIDENTIAL | M | 9.4 | 3' - 0" | 4' - 0" | 12.0 |
| RESIDENTIAL | O | 9.5 | 9' - 11" | 192' - 6" | 1,902.2 |
| SUBTOTAL | | | | | 7,463.5 |

| 9TH FLOOR DEDUCTIONS | | | | | |
|---|---|---|---|---|---|
| ZONE C5-3 MID | | | | | |
| USE | TYPE | No. | LENGTH | WIDTH | AREA (SF) |
| RESIDENTIAL | M | 9.6 | 2' - 0" | 325' - 6" | 647.4 |
| RESIDENTIAL | M | 9.7 | 4' - 0" | 4' - 6" | 18.0 |
| RESIDENTIAL | O | 9.8 | 16' - 3" | 183' - 9" | 2,988.8 |
| RESIDENTIAL | O | 9.9 | 1' - 6" | 24' - 8" | 36.9 |
| SUBTOTAL | | | | | 3,691.2 |

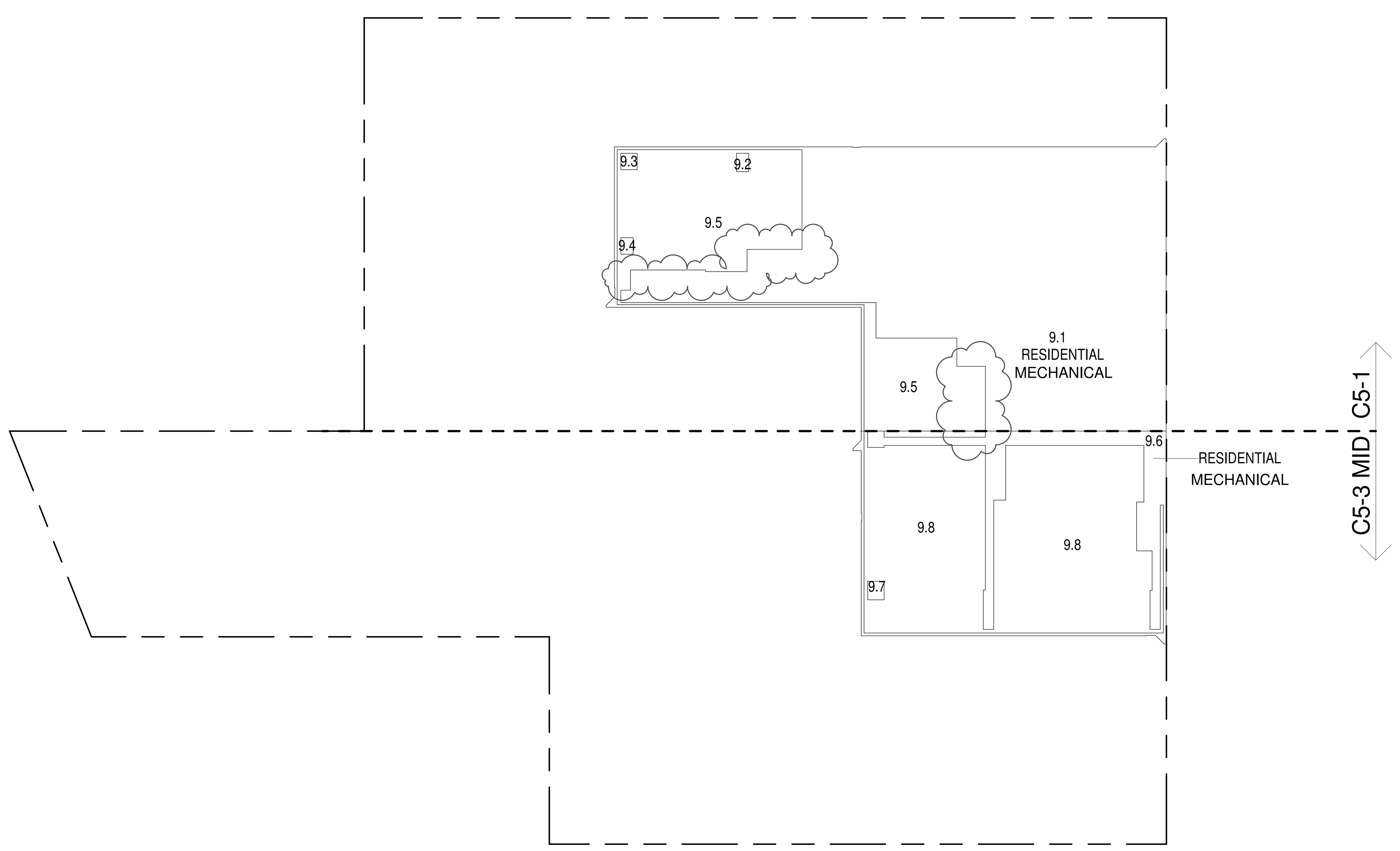


**9TH FLOOR (MFD:15TH FLOOR) GROSS FLOOR AREA PLAN AND DEDUCTIONS** (3)
3/64" = 1'-0"

DEPT OF BLDGS 121328205 Job Number
ES961139395 Scan Code

KEY PLAN:

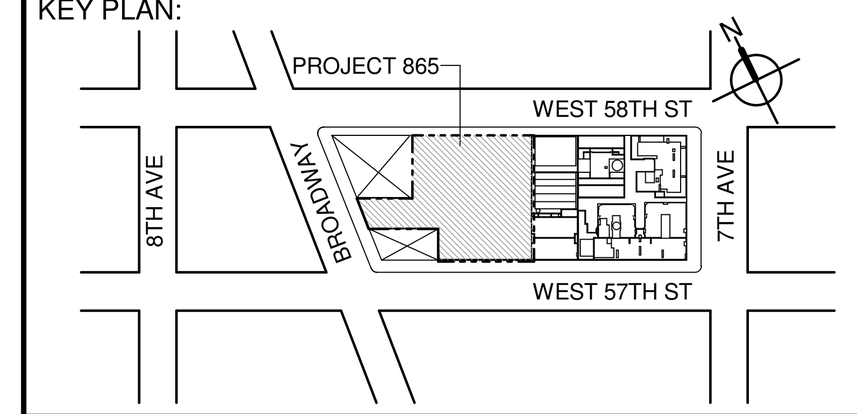


PROJECT NORTH | TRUE NORTH


DEVELOPER:
**EXTELL DEVELOPMENT COMPANY**
805 THIRD AVENUE, 7TH FLOOR
New York, NY 10022 USA
TEL: 212 712 6000 FAX: 212 712 6100

DESIGN ARCHITECT: Base Building Shell & Core
**ADRIAN SMITH + GORDON GILL ARCHITECTURE**
111 WEST MONROE STREET SUITE 2300
CHICAGO IL 60603
TEL: 312 920 1888 FAX: 312 920 1775

ARCHITECT OF RECORD: Base Building Shell & Core
**AAI ARCHITECTS, P.C.**
401 Wellington St. W., 3rd Floor
Toronto, ON M5V 1E7 Canada
TEL: 416 967 1500 FAX: 416 967 7150

STRUCTURAL ENGINEERS:
**WSP CANTOR SEINUK**
228 EAST 45th Street
New York, NY 10017 USA
TEL: 212 687 9888 FAX: 646 487 5501

MEP ENGINEERS:
**AKF GROUP**
1501 Broadway
New York, NY 10036 USA
TEL: 212 354 5656 FAX: 212 354 5668

GEOTECHNICAL ENGINEERS:
**Langan Engineering & Environmental Services**
21 Penn Plaza - 360 West 31st Street, 8th Floor
New York, NY 10001-2727
TEL: 212 479 5400 FAX: 212 479 5444

CODE CONSULTANTS:
**Construction Consulting Associates**
100 Church Street
New York, NY 10007
TEL: 212 385 1818 FAX: 212 385 1911

CURTAINWALL CONSULTANT:
**AJLP Consulting**
40 Worth Street. Suite 826
New York, NY 10013
TEL: 212 757 5659 FAX: 646 219 8508

LANDMARK/PRESERVATION CONSULTANT:
**Higgins Quasebarth & Partners LLC**
11 Hanover Square, 16th Floor
New York, NY 1005
TEL: 212 274 9468 FAX: 646 274 9380

LANDMARK/PRESERVATION CONSULTANT:
**Jan Hird Pokorny Associates, Inc.**
39 West 37th Street, 12A
New York, NY 10018
TEL: 212 759 6462 FAX: 212 759 6540


| No. | DESCRIPTION: | DATE: |
|---|---|---|
| 1 | D.O.B. SUBMISSION | 05 DEC 14 |
| 2 | D.O.B. SUBMISSION | 18 FEB 15 |
| | D.O.B. SUBMISSION | 27 APR 14 |
| | D.O.B. AMENDMENT 2 | 21 SEP 15 |
| | D.O.B. AMENDMENT 3 | 03 OCT 16 |

0 10' - 8" 21' - 4" 42' - 8"

**D.O.B. SUBMISSION**


Discrepancies must be reported immediately to the Architect before proceeding. Only figured dimensions are to be used. Contractors must check all dimensions on site. This drawing is protected by copyright.


ALL DIMENSIONS ARE SHOWN IN IMPERIAL.

CONSULTANT:
AAI ARCHITECTS, P.C.

PROJECT:
**217 WEST 57TH STREET**
NEW YORK, NY

DRAWING TITLE:
ZONING FLOOR AREA PLAN AND DEDUCTIONS
7TH, 8TH, 9TH FLOOR

SEAL & SIGNATURE: REGISTERED ARCHITECT WIEPKE DAVID JANSEN No. 028881 STATE OF NEW YORK

| | |
|---|---|
| DATE: | 05 DEC 14 |
| PROJECT No: | 1216-00 |
| DRAWN: Author | REV: 2 |
| CHK: Checker | |
| SCALE: 3/64" = 1'-0" | |
| DWG No: | Z-011.02 |
| DOB PAGE No: | 8 of 454 |

DOB EMPLOYEE STAMP: | DOB B-SCAN:

36" x 48" Arch E - SHEET SIZE

FILE NAME:
PLOT DATE: 10/14/2016 1:58:26 PM

| 11TH FLOOR AREA CALCULATIONS | | | | |
|---|---|---|---|---|
| ZONE C5-1 | | | | |
| USE | No. | *GFA | *DEDUCTIONS | *ZFA (SF) |
| RESIDENTIAL | 11.1 | 7,463 | 7,463 | 0 |
| TOTAL | | 7,463 | 7,463 | 0 |

| 11TH FLOOR AREA CALCULATIONS | | | | |
|---|---|---|---|---|
| ZONE C5-3 MID | | | | |
| USE | No. | *GFA | *DEDUCTIONS | *ZFA (SF) |
| RESIDENTIAL | 11.2 | 3,691 | 3,691 | 0 |
| TOTAL | | 3,691 | 3,691 | 0 |

| 11TH FLOOR AREA CALCULATIONS | | | |
|---|---|---|---|
| ZONE C5-1 AND C5-3 MID | | | |
| USE | *GFA | *DEDUCTIONS | *ZFA (SF) |
| RESIDENTIAL | 11,155 | 11,155 | 0 |
| TOTAL | 11,155 | 11,155 | 0 |

| 11TH FLOOR DEDUCTIONS | | | | | |
|---|---|---|---|---|---|
| ZONE C5-1 | | | | | |
| USE | TYPE | No. | LENGTH | WIDTH | AREA (SF) |
| RESIDENTIAL | M | 11.1 | 46' - 10" | 159' - 4" | 7,463.5 |
| SUBTOTAL | | | | | 7,463.5 |

| 11TH FLOOR DEDUCTIONS | | | | | |
|---|---|---|---|---|---|
| ZONE C5-3 MID | | | | | |
| USE | TYPE | No. | LENGTH | WIDTH | AREA (SF) |
| RESIDENTIAL | M | 11.2 | 45' - 3" | 81' - 8" | 3,691.2 |
| SUBTOTAL | | | | | 3,691.2 |

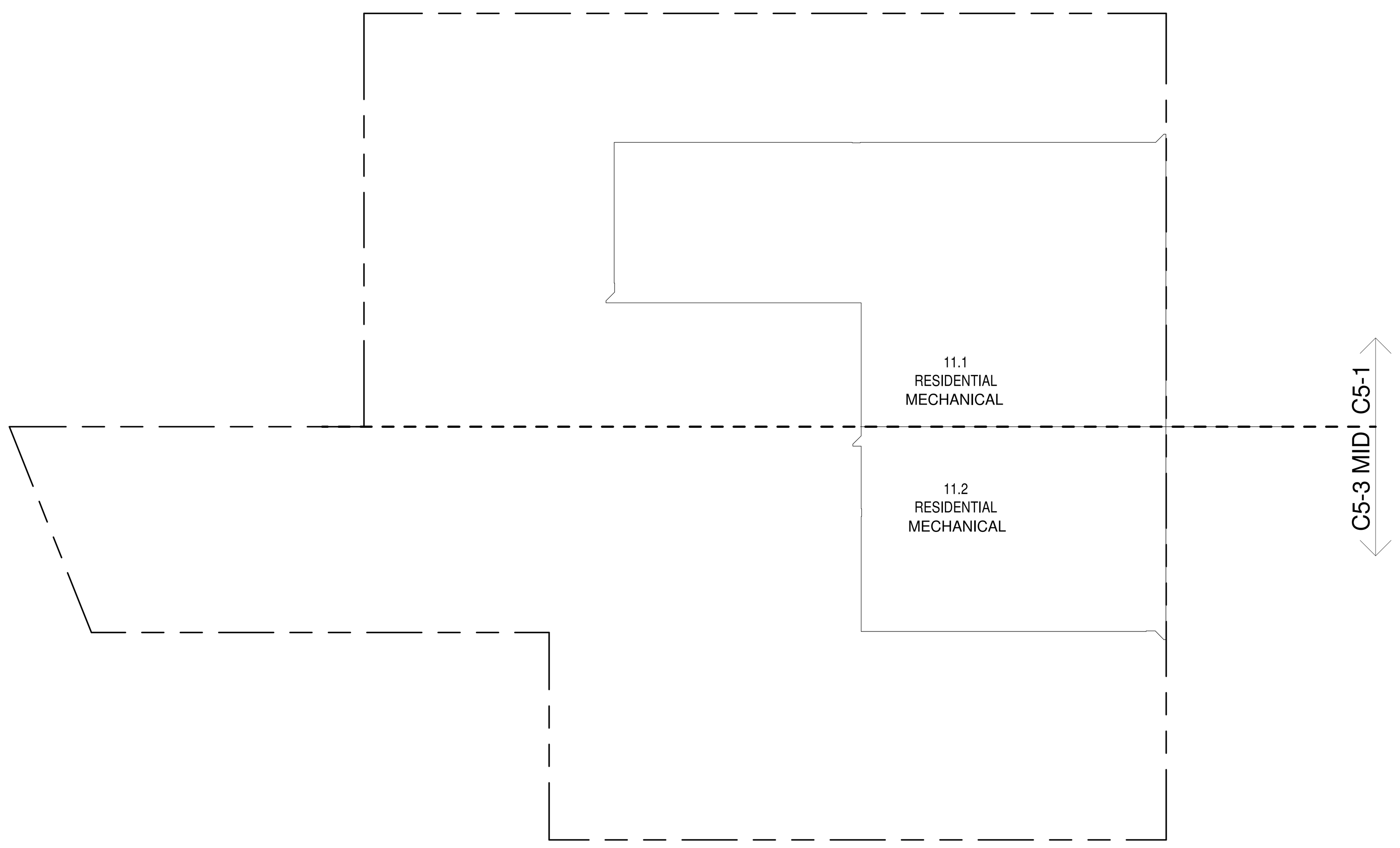


**11TH FLOOR (MFD:19TH) GROSS FLOOR AREA PLAN AND DEDUCTIONS** (4)
3/64" = 1'-0"

| 10TH FLOOR AREA CALCULATIONS | | | | |
|---|---|---|---|---|
| ZONE C5-1 | | | | |
| USE | No. | *GFA | *DEDUCTIONS | *ZFA (SF) |
| RESIDENTIAL | | 7,463 | 346 | 7,117 |
| TOTAL | | 7,463 | 346 | 7,117 |

| 10TH FLOOR AREA CALCULATIONS | | | |
|---|---|---|---|
| ZONE C5-1 AND C5-3 MID | | | |
| USE | *GFA | *DEDUCTIONS | *ZFA (SF) |
| RESIDENTIAL | 11,155 | 408 | 10,746 |
| TOTAL | 11,155 | 408 | 10,746 |

| 10TH FLOOR AREA CALCULATIONS | | | | |
|---|---|---|---|---|
| ZONE C5-3 MID | | | | |
| USE | No. | *GFA | *DEDUCTIONS | *ZFA (SF) |
| RESIDENTIAL | | 3,691 | 62 | 3,629 |
| TOTAL | | 3,691 | 62 | 3,629 |

| 10TH FLOOR DEDUCTIONS | | | | | |
|---|---|---|---|---|---|
| ZONE C5-1 | | | | | |
| USE | TYPE | No. | LENGTH | WIDTH | AREA (SF) |
| RESIDENTIAL | ST | 10.1 | 0' - 8" | 7' - 2" | 4.8 |
| RESIDENTIAL | ST | 10.2 | 0' - 8" | 15' - 7" | 10.4 |
| RESIDENTIAL | ST | 10.3 | 0' - 8" | 15' - 7" | 10.4 |
| RESIDENTIAL | M | 10.4 | 3' - 5" | 3' - 8" | 12.5 |
| RESIDENTIAL | P | 10.5 | 2' - 4" | 5' - 2" | 12.2 |
| RESIDENTIAL | E | 10.6 | 2' - 8" | 12' - 8" | 33.7 |
| RESIDENTIAL | P | 10.7 | 3' - 11" | 8' - 5" | 33.2 |
| RESIDENTIAL | ST | 10.8 | 0' - 8" | 6' - 9" | 4.5 |
| RESIDENTIAL | ST | 10.9 | 0' - 8" | 19' - 0" | 12.7 |
| RESIDENTIAL | ST | 10.10 | 0' - 8" | 19' - 0" | 12.7 |
| RESIDENTIAL | ST | 10.11 | 0' - 8" | 6' - 9" | 4.5 |
| RESIDENTIAL | P | 10.12 | 1' - 9" | 15' - 1" | 26.4 |
| RESIDENTIAL | M | 10.13 | 0' - 10" | 1' - 0" | 0.8 |
| RESIDENTIAL | P | 10.14 | 1' - 1" | 3' - 9" | 4.1 |
| RESIDENTIAL | P | 10.15 | 0' - 11" | 7' - 2" | 6.6 |
| RESIDENTIAL | P | 10.16 | 1' - 3" | 3' - 4" | 4.2 |
| RESIDENTIAL | P | 10.17 | 1' - 0" | 4' - 1" | 4.1 |
| RESIDENTIAL | M | 10.18 | 3' - 6" | 8' - 6" | 29.9 |
| RESIDENTIAL | M | 10.19 | 1' - 3" | 2' - 7" | 3.2 |
| RESIDENTIAL | M | 10.20 | 1' - 5" | 1' - 5" | 2.0 |
| RESIDENTIAL | M | 10.21 | 5' - 2" | 9' - 0" | 46.4 |
| RESIDENTIAL | M | 10.22 | 2' - 5" | 4' - 1" | 10.0 |
| RESIDENTIAL | M | 10.23 | 2' - 3" | 3' - 8" | 8.0 |
| RESIDENTIAL | P | 10.24 | 1' - 0" | 2' - 6" | 2.5 |
| RESIDENTIAL | P | 10.25 | 2' - 7" | 7' - 8" | 20.0 |
| RESIDENTIAL | P | 10.26 | 1' - 8" | 2' - 1" | 3.4 |
| RESIDENTIAL | E | 10.27 | 1' - 10" | 12' - 6" | 23.1 |
| SUBTOTAL | | | | | 346.3 |

| 10TH FLOOR DEDUCTIONS | | | | | |
|---|---|---|---|---|---|
| ZONE C5-3 MID | | | | | |
| USE | TYPE | No. | LENGTH | WIDTH | AREA (SF) |
| RESIDENTIAL | M | 10.28 | 4' - 1" | 11' - 10" | 48.4 |
| RESIDENTIAL | ST | 10.29 | 0' - 8" | 10' - 2" | 6.8 |
| RESIDENTIAL | P | 10.30 | 1' - 10" | 2' - 11" | 5.2 |
| RESIDENTIAL | P | 10.31 | 1' - 0" | 1' - 6" | 1.5 |
| SUBTOTAL | | | | | 61.9 |

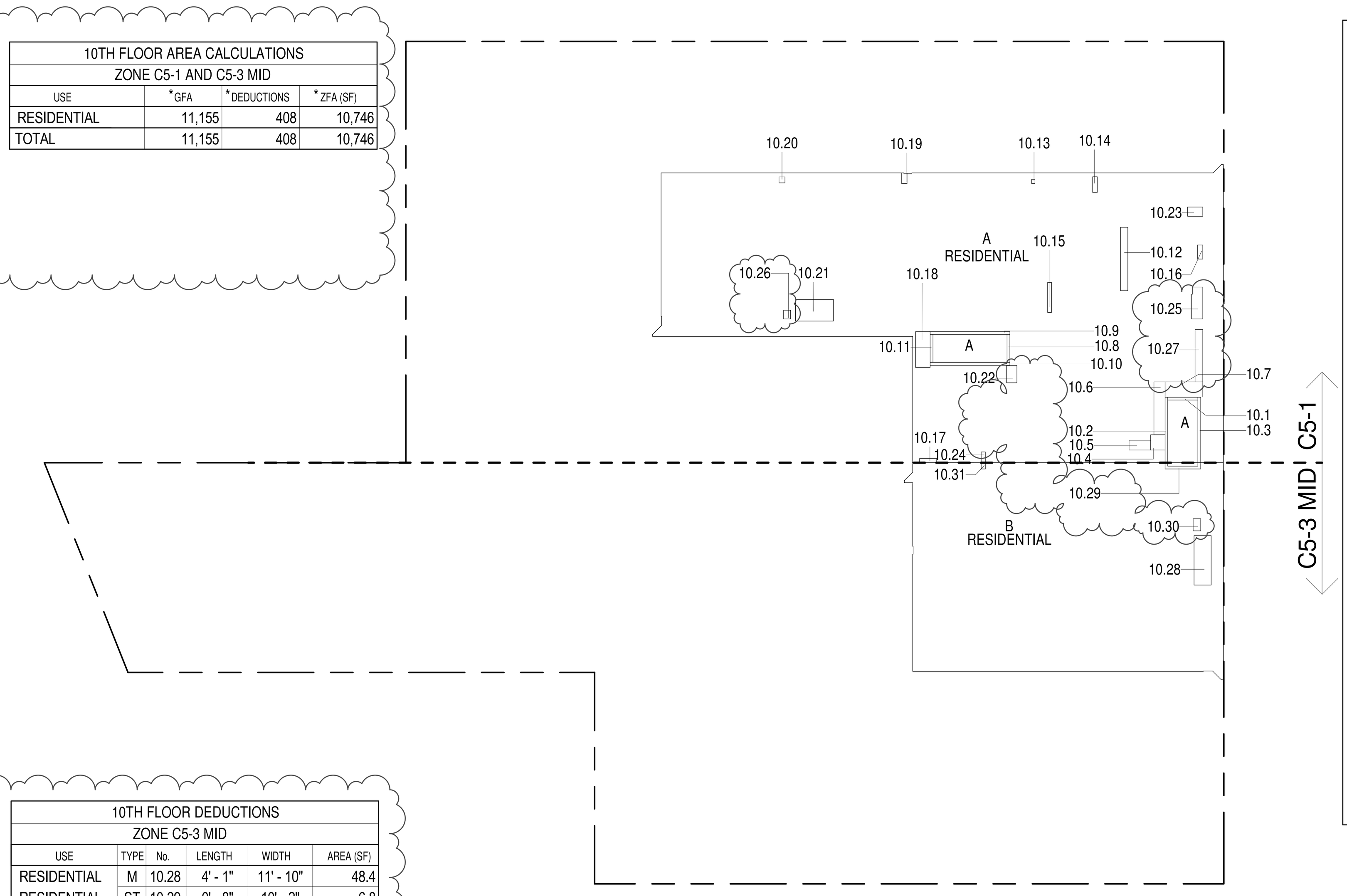


**10TH FLOOR (MFD:16TH FLOOR) GROSS FLOOR AREA PLAN AND DEDUCTIONS** (1)
3/64" = 1'-0"

ZONING AND DEDUCT LEGEND

- DEDUCTIONS
- M - MECHANICAL ROOM / RISER
- E - ELECTRICAL SHAFT / RISER
- P - PLUMBING RISER
- BG - BELOW GRADE
- O - OPENING TO BELOW
- L - LOADING BAYS
- ST - 44" RESI STAIR SHAFT (INCLUDING 8" PERIMETER)
- G - GAP FROM ADJACENT BUILDING
- DEVELOPMENT LOT LINE

* WHERE APPLICABLE, DOCUMENTED AND CALCULATED AREAS HAVE BEEN ROUNDED TO ITS NEXT SIGNIFICANT DIGIT.

** LENGTH AND WIDTH DIMENSIONS FOR COMPLEX SHAPES HAVE BEEN SIMPLIFIED TO ILLUSTRATE ONLY LARGEST OVERALL DIMENSION RESPECTIVELY. AREA DOCUMENTED IS THE EXACT AREA OF THE COMPLEX SHAPE

*** ELECTRICAL DEDUCTIONS ARE ONLY FOR ELECTRICAL RISERS. AND CLOSETS. NO DEDUCTIONS TAKEN FOR TELEPHONE CLOSETS

| 10TH INTERMEDIATE 1 FLOOR AREA CALCULATIONS | | | | |
|---|---|---|---|---|
| ZONE C5-1 | | | | |
| USE | No. | *GFA | *DEDUCTIONS | *ZFA (SF) |
| RESIDENTIAL | | 7,463 | 7,463 | 0 |
| TOTAL | | 7,463 | 7,463 | 0 |

| 10TH INTERMEDIATE 1 FLOOR AREA CALCULATIONS | | | |
|---|---|---|---|
| ZONE C5-1 AND C5-3 MID | | | |
| USE | *GFA | *DEDUCTIONS | *ZFA (SF) |
| RESIDENTIAL | 11,155 | 11,155 | 0 |
| TOTAL | 11,155 | 11,155 | 0 |

| 10TH INTERMEDIATE 1 FLOOR AREA CALCULATIONS | | | | |
|---|---|---|---|---|
| ZONE C5-3 MID | | | | |
| USE | No. | *GFA | *DEDUCTIONS | *ZFA (SF) |
| RESIDENTIAL | | 3,691 | 3,691 | 0 |
| TOTAL | | 3,691 | 3,691 | 0 |

| 10TH INTERMEDIATE 1 FLOOR DEDUCTIONS | | | | | |
|---|---|---|---|---|---|
| ZONE C5-1 | | | | | |
| USE | TYPE | No. | LENGTH | WIDTH | AREA (SF) |
| RESIDENTIAL | M | 10.1 | 4' - 8" | 494' - 6" | 2,292.7 |
| RESIDENTIAL | O | 10.2 | 15' - 8" | 306' - 8" | 4,815.3 |
| RESIDENTIAL | O | 10.3 | 9' - 0" | 30' - 4" | 274.0 |
| RESIDENTIAL | M | 10.4 | 3' - 0" | 4' - 0" | 12.0 |
| RESIDENTIAL | M | 10.5 | 4' - 0" | 4' - 0" | 16.1 |
| RESIDENTIAL | M | 10.6 | 3' - 0" | 4' - 6" | 13.5 |
| RESIDENTIAL | M | 10.7 | 4' - 6" | 5' - 0" | 22.5 |
| RESIDENTIAL | M | 10.8 | 4' - 2" | 4' - 2" | 17.4 |
| SUBTOTAL | | | | | 7,463.5 |

| 10TH INTERMEDIATE 1 FLOOR DEDUCTIONS | | | | | |
|---|---|---|---|---|---|
| ZONE C5-3 MID | | | | | |
| USE | TYPE | No. | LENGTH | WIDTH | AREA (SF) |
| RESIDENTIAL | M | 10.9 | 1' - 9" | 323' - 2" | 557.1 |
| RESIDENTIAL | O | 10.10 | 1' - 6" | 24' - 8" | 36.9 |
| RESIDENTIAL | O | 10.11 | 17' - 0" | 180' - 5" | 3,061.8 |
| RESIDENTIAL | M | 10.12 | 4' - 0" | 4' - 6" | 18.0 |
| RESIDENTIAL | M | 10.13 | 4' - 2" | 4' - 2" | 17.4 |
| SUBTOTAL | | | | | 3,691.2 |

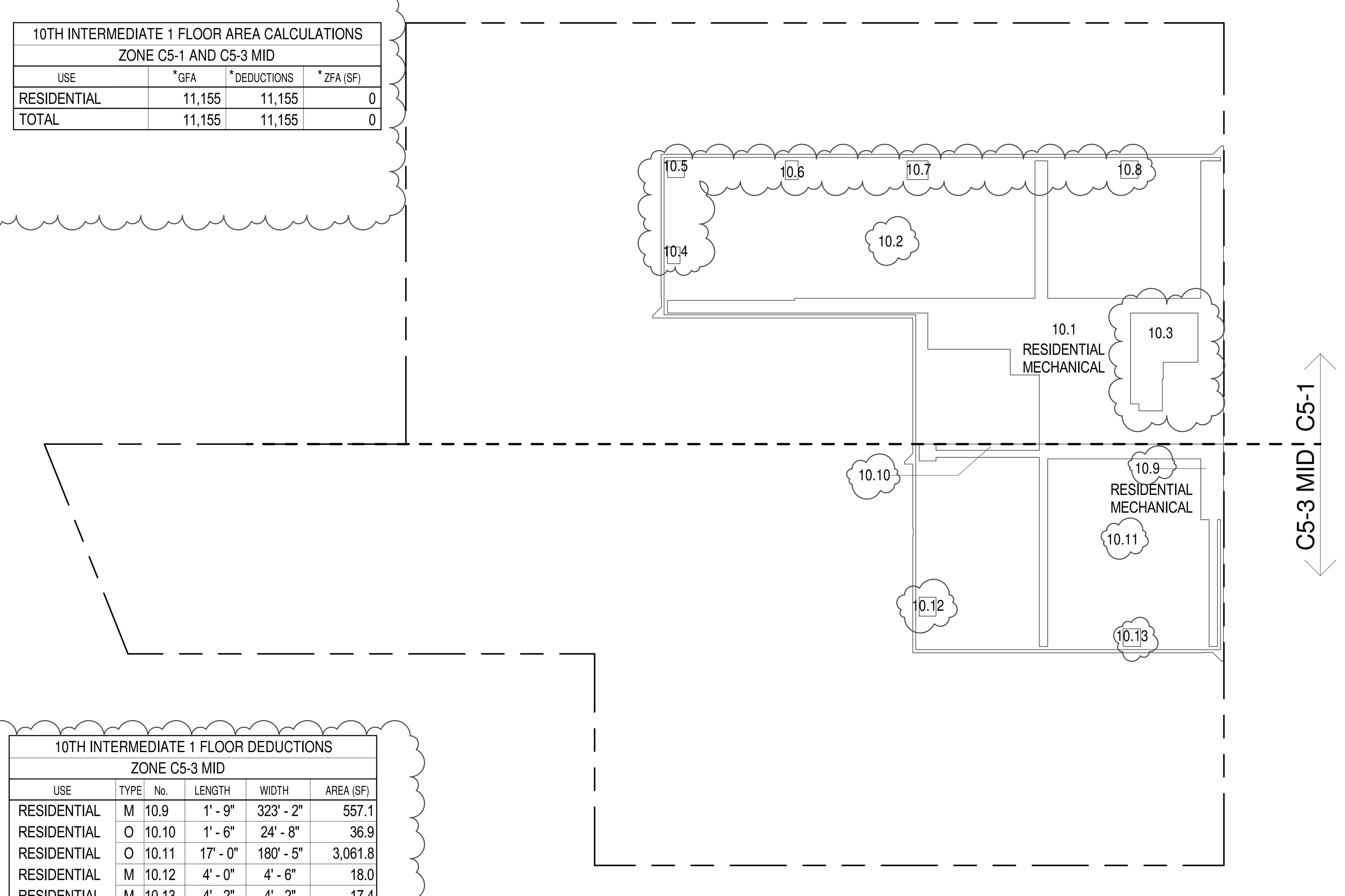


**10TH FLOOR INTER 1 (MFD:17TH FLOOR) GROSS FLOOR AREA PLAN AND DEDUCTIONS** (2)
3/64" = 1'-0"

| 12TH FLOOR AREA CALCULATIONS | | | | |
|---|---|---|---|---|
| ZONE C5-1 | | | | |
| USE | No. | *GFA | *DEDUCTIONS | *ZFA (SF) |
| RESIDENTIAL | 12.1 | 9,403 | 9,403 | 0 |
| TOTAL | | 9,403 | 9,403 | 0 |

| 12TH FLOOR AREA CALCULATIONS | | | | |
|---|---|---|---|---|
| ZONE C5-3 MID | | | | |
| USE | No. | *GFA | *DEDUCTIONS | *ZFA (SF) |
| RESIDENTIAL | 12.2 | 4,239 | 4,239 | 0 |
| TOTAL | | 4,239 | 4,239 | 0 |

| 12TH FLOOR AREA CALCULATIONS | | | |
|---|---|---|---|
| ZONE C5-1 AND C5-3 MID | | | |
| USE | *GFA | *DEDUCTIONS | *ZFA (SF) |
| RESIDENTIAL | 13,643 | 13,643 | 0 |
| TOTAL | 13,643 | 13,643 | 0 |

| 12TH FLOOR DEDUCTIONS | | | | | |
|---|---|---|---|---|---|
| ZONE C5-1 | | | | | |
| USE | TYPE | No. | LENGTH | WIDTH | AREA (SF) |
| RESIDENTIAL | M | 12.1 | 51' - 5" | 183' - 0" | 9,403.3 |
| SUBTOTAL | | | | | 9,403.3 |

| 12TH FLOOR DEDUCTIONS | | | | | |
|---|---|---|---|---|---|
| ZONE C5-3 MID | | | | | |
| USE | TYPE | No. | LENGTH | WIDTH | AREA (SF) |
| RESIDENTIAL | M | 12.2 | 35' - 4" | 120' - 1" | 4,239.3 |
| SUBTOTAL | | | | | 4,239.3 |

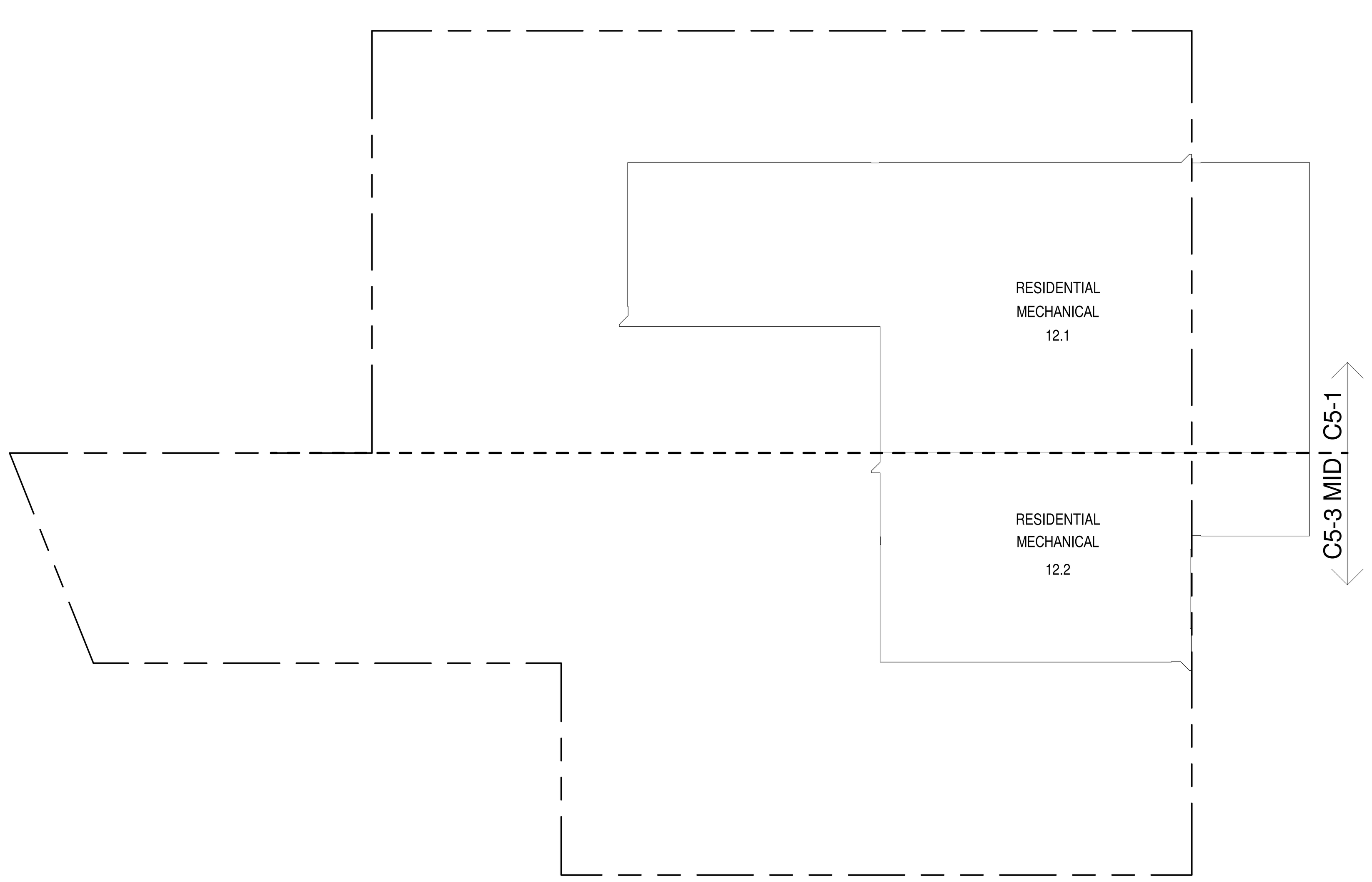


**12TH FLOOR (MFD:20TH) GROSS FLOOR AREA PLAN AND DEDUCTIONS** (5)
3/64" = 1'-0"

| 10TH INTERMEDIATE 2 FLOOR AREA CALCULATIONS | | | | |
|---|---|---|---|---|
| ZONE C5-1 | | | | |
| USE | No. | *GFA | *DEDUCTIONS | *ZFA (SF) |
| RESIDENTIAL | | 7,457 | 7,457 | 0 |
| TOTAL | | 7,457 | 7,457 | 0 |

| 10TH INTERMEDIATE 2 FLOOR AREA CALCULATIONS | | | |
|---|---|---|---|
| ZONE C5-1 AND C5-3 MID | | | |
| USE | *GFA | *DEDUCTIONS | *ZFA (SF) |
| RESIDENTIAL | 11,148 | 11,148 | 0 |
| TOTAL | 11,148 | 11,148 | 0 |

| 10TH INTERMEDIATE 2 FLOOR AREA CALCULATIONS | | | | |
|---|---|---|---|---|
| ZONE C5-3 MID | | | | |
| USE | No. | *GFA | *DEDUCTIONS | *ZFA (SF) |
| RESIDENTIAL | | 3,691 | 3,691 | 0 |
| TOTAL | | 3,691 | 3,691 | 0 |

| 10TH INTERMEDIATE 2 FLOOR DEDUCTIONS | | | | | |
|---|---|---|---|---|---|
| ZONE C5-1 | | | | | |
| USE | TYPE | No. | LENGTH | WIDTH | AREA (SF) |
| RESIDENTIAL | M | 10.1 | 4' - 7" | 517' - 2" | 2,356.7 |
| RESIDENTIAL | O | 10.2 | 17' - 7" | 31' - 1" | 548.1 |
| RESIDENTIAL | O | 10.3 | 8' - 1" | 34' - 3" | 277.1 |
| RESIDENTIAL | M | 10.4 | 3' - 0" | 4' - 0" | 12.0 |
| RESIDENTIAL | M | 10.5 | 4' - 0" | 4' - 0" | 16.1 |
| RESIDENTIAL | M | 10.6 | 3' - 0" | 4' - 6" | 13.5 |
| RESIDENTIAL | M | 10.7 | 4' - 6" | 5' - 0" | 22.5 |
| RESIDENTIAL | M | 10.8 | 4' - 2" | 4' - 2" | 17.4 |
| RESIDENTIAL | O | 10.9 | 15' - 1" | 278' - 9" | 4,193.2 |
| SUBTOTAL | | | | | 7,456.5 |

| 10TH INTERMEDIATE 2 FLOOR DEDUCTIONS | | | | | |
|---|---|---|---|---|---|
| ZONE C5-3 MID | | | | | |
| USE | TYPE | No. | LENGTH | WIDTH | AREA (SF) |
| RESIDENTIAL | M | 10.10 | 1' - 9" | 322' - 3" | 570.7 |
| RESIDENTIAL | O | 10.11 | 1' - 6" | 24' - 8" | 36.9 |
| RESIDENTIAL | O | 10.12 | 17' - 0" | 179' - 7" | 3,048.2 |
| RESIDENTIAL | M | 10.13 | 4' - 0" | 4' - 6" | 18.0 |
| RESIDENTIAL | M | 10.14 | 4' - 2" | 4' - 2" | 17.4 |
| SUBTOTAL | | | | | 3,691.2 |

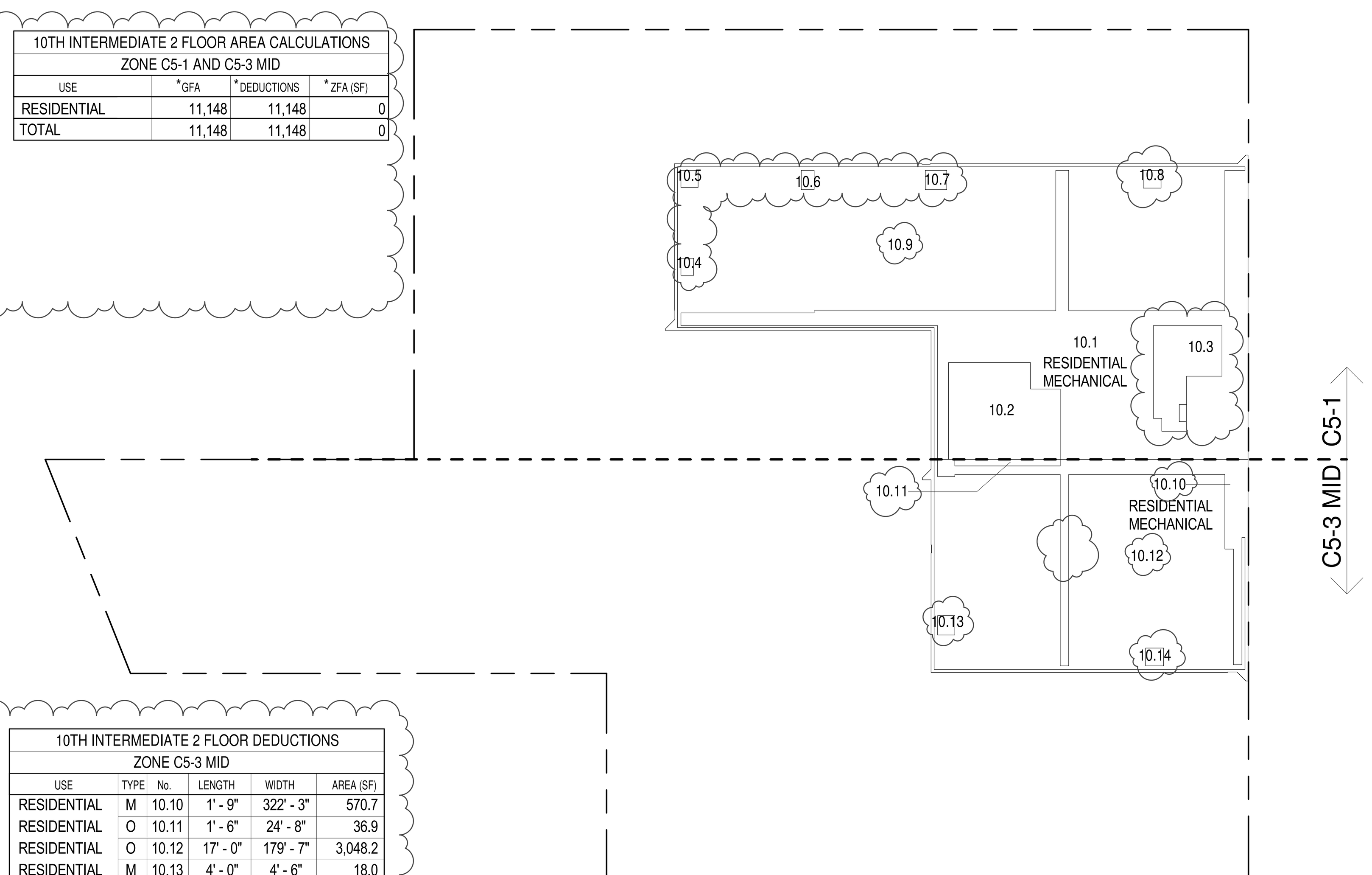


**10TH FLOOR INTER 2 (MFD:18TH FLOOR) GROSS FLOOR AREA PLAN AND DEDUCTIONS** (3)
3/64" = 1'-0"

DEPT OF BLDGS 121328205 Job Number
ES821217432 Scan Code

KEY PLAN:

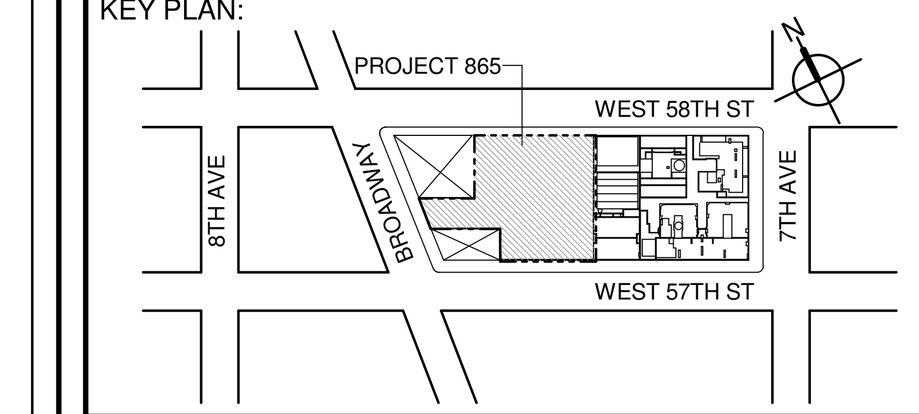


PROJECT NORTH
TRUE NORTH


DEVELOPER:
**EXTELL DEVELOPMENT COMPANY**
805 THIRD AVENUE, 7TH FLOOR
New York, NY 10022 USA
TEL: 212 712 6000 FAX: 212 712 6100

DESIGN ARCHITECT: Base Building Shell & Core
**ADRIAN SMITH + GORDON GILL ARCHITECTURE**
111 WEST MONROE STREET SUITE 2300
CHICAGO IL 60603
TEL: 312 920 1888 FAX: 312 920 1775

ARCHITECT OF RECORD: Base Building Shell & Core
**AAI ARCHITECTS, P.C.**
401 Wellington St. W., 3rd Floor
Toronto, ON M5V 1E7 Canada
TEL: 416 967 1500 FAX: 416 967 7150

STRUCTURAL ENGINEERS:
**WSP CANTOR SEINUK**
228 EAST 45th Street
New York, NY 10017 USA
TEL: 212 687 9888 FAX: 646 487 5501

MEP ENGINEERS:
**AKF GROUP**
1501 Broadway
New York, NY 10036 USA
TEL: 212 354 5656 FAX: 212 354 5668

GEOTECHNICAL ENGINEERS:
**Langan Engineering & Environmental Services**
21 Penn Plaza - 360 West 31st Street, 8th Floor
New York, NY 10001-2727
TEL: 212 479 5400 FAX: 212 479 5444

CODE CONSULTANTS:
**Construction Consulting Associates**
100 Church Street
New York, NY 10007
TEL: 212 385 1818 FAX: 212 385 1911

CURTAINWALL CONSULTANT:
**AJLP Consulting**
40 Worth Street. Suite 826
New York, NY 10013
TEL: 212 757 5659 FAX: 646 219 8508

LANDMARK/PRESERVATION CONSULTANT:
**Higgins Quasebarth & Partners LLC**
11 Hanover Square, 16th Floor
New York, NY 1005
TEL: 212 274 9468 FAX: 646 274 9380

LANDMARK/PRESERVATION CONSULTANT:
**Jan Hird Pokorny Associates, Inc.**
39 West 37th Street, 12A
New York, NY 10018
TEL: 212 759 6462 FAX: 212 759 6540


| No. | DESCRIPTION: | DATE: |
|---|---|---|
| 1 | D.O.B. SUBMISSION | 05 DEC 14 |
| 2 | D.O.B. SUBMISSION | 18 FEB 15 |
| | D.O.B. SUBMISSION | 27 APR 14 |
| | D.O.B. AMENDMENT 2 | 21 SEP 15 |
| | D.O.B. AMENDMENT 3 | 03 OCT 16 |

0 10' - 8" 21' - 4" 42' - 8"

**D.O.B. SUBMISSION**


Discrepancies must be reported immediately to the Architect before proceeding. Only figured dimensions are to be used. Contractors must check all dimensions on site. This drawing is protected by copyright.


ALL DIMENSIONS ARE SHOWN IN IMPERIAL.

CONSULTANT:
AAI ARCHITECTS, P.C.

PROJECT:
**217 WEST 57TH STREET**
NEW YORK, NY

DRAWING TITLE:
ZONING FLOOR AREA PLAN AND DEDUCTIONS
10TH, 10TH INTER 1, 10TH INTER 2, 11TH, 12TH FLOOR

SEAL & SIGNATURE: REGISTERED ARCHITECT WIEPKE DAVID JANSEN No. 028881 STATE OF NEW YORK

| | |
|---|---|
| DATE: | 05 DEC 14 |
| PROJECT No: | 1216-00 |
| DRAWN: Author | REV: 2 |
| CHK: Checker | |
| SCALE: 3/64" = 1'-0" | |
| DWG No: | **Z-012.02** |
| DOB PAGE No: | 9 of 454 |

DOB EMPLOYEE STAMP:
DOB B-SCAN:

36" x 48" Arch E -SHEET SIZE
FILE NAME:
PLOT DATE:10/14/2016 1:58:41 PM

DEPT OF BLDGS 121328205 Job Number

ES282916281 Scan Code

36" x 48" Arch E -SHEET SIZE

| 13TH FLOOR AREA CALCULATIONS | | | | |
|---|---|---|---|---|
| ZONE C5-1 | | | | |
| USE | No. | *GFA | *DEDUCTIONS | *ZFA (SF) |
| RESIDENTIAL | | 9,387 | 1,057 | 8,329 |
| TOTAL | | 9,387 | 1,057 | 8,329 |

| 13TH FLOOR DEDUCTIONS | | | | | |
|---|---|---|---|---|---|
| ZONE C5-1 | | | | | |
| USE | TYPE | No. | LENGTH | WIDTH | AREA (SF) |
| RESIDENTIAL | E | 13.1 | 2' - 6" | 4' - 7" | 11.6 |
| RESIDENTIAL | ST | 13.2 | 0' - 8" | 12' - 1" | 8.0 |
| RESIDENTIAL | M | 13.3 | 3' - 2" | 6' - 11" | 22.0 |
| RESIDENTIAL | M | 13.4 | 2' - 7" | 7' - 11" | 20.1 |
| RESIDENTIAL | M | 13.5 | 3' - 5" | 3' - 8" | 12.5 |
| RESIDENTIAL | ST | 13.6 | 0' - 8" | 7' - 2" | 4.8 |
| RESIDENTIAL | ST | 13.7 | 0' - 8" | 12' - 1" | 8.0 |
| RESIDENTIAL | M | 13.8 | 4' - 3" | 8' - 10" | 37.4 |
| RESIDENTIAL | M | 13.9 | 3' - 3" | 5' - 0" | 16.3 |
| RESIDENTIAL | M | 13.10 | 0' - 7" | 1' - 2" | 0.6 |
| RESIDENTIAL | M | 13.11 | 4' - 5" | 4' - 8" | 20.6 |
| RESIDENTIAL | M | 13.12 | 2' - 6" | 3' - 11" | 9.7 |
| RESIDENTIAL | E | 13.13 | 5' - 0" | 6' - 11" | 34.3 |
| RESIDENTIAL | M | 13.14 | 1' - 3" | 3' - 10" | 4.8 |
| RESIDENTIAL | M | 13.15 | 4' - 2" | 4' - 10" | 20.2 |
| RESIDENTIAL | M | 13.16 | 2' - 9" | 3' - 1" | 8.4 |
| RESIDENTIAL | M | 13.17 | 4' - 6" | 5' - 2" | 23.3 |
| RESIDENTIAL | M | 13.18 | 1' - 10" | 3' - 0" | 5.4 |
| RESIDENTIAL | M | 13.19 | 1' - 3" | 3' - 11" | 4.9 |
| RESIDENTIAL | M | 13.20 | 2' - 5" | 3' - 11" | 9.3 |
| RESIDENTIAL | M | 13.21 | 4' - 8" | 5' - 1" | 23.4 |
| RESIDENTIAL | M | 13.22 | 4' - 8" | 4' - 11" | 23.0 |
| RESIDENTIAL | M | 13.23 | 3' - 1" | 4' - 7" | 13.9 |
| RESIDENTIAL | M | 13.24 | 1' - 1" | 3' - 10" | 4.2 |
| RESIDENTIAL | M | 13.25 | 2' - 3" | 3' - 1" | 7.0 |
| RESIDENTIAL | M | 13.26 | 2' - 3" | 4' - 7" | 10.2 |
| RESIDENTIAL | M | 13.27 | 1' - 7" | 1' - 10" | 2.9 |
| RESIDENTIAL | M | 13.28 | 1' - 9" | 3' - 2" | 5.5 |
| RESIDENTIAL | ST | 13.29 | 0' - 9" | 8' - 1" | 5.9 |
| RESIDENTIAL | ST | 13.30 | 0' - 8" | 6' - 9" | 4.5 |
| RESIDENTIAL | ST | 13.31 | 0' - 8" | 16' - 5" | 11.0 |
| RESIDENTIAL | ST | 13.32 | 0' - 8" | 16' - 5" | 11.0 |
| RESIDENTIAL | M | 13.33 | 0' - 7" | 0' - 8" | 0.4 |
| RESIDENTIAL | M | 13.34 | 2' - 2" | 2' - 3" | 5.0 |
| RESIDENTIAL | M | 13.35 | 4' - 8" | 7' - 8" | 35.7 |
| SUBTOTAL | | | | | |

| 13TH FLOOR DEDUCTIONS | | | | | |
|---|---|---|---|---|---|
| ZONE C5-1 | | | | | |
| USE | TYPE | No. | LENGTH | WIDTH | AREA (SF) |
| RESIDENTIAL | M | 13.36 | 1' - 5" | 3' - 1" | 4.4 |
| RESIDENTIAL | M | 13.37 | 1' - 1" | 3' - 2" | 3.4 |
| RESIDENTIAL | M | 13.38 | 2' - 11" | 3' - 9" | 10.9 |
| RESIDENTIAL | M | 13.39 | 3' - 0" | 4' - 0" | 11.8 |
| RESIDENTIAL | M | 13.40 | 1' - 7" | 2' - 9" | 4.3 |
| RESIDENTIAL | P | 13.41 | 1' - 5" | 10' - 9" | 14.8 |
| RESIDENTIAL | P | 13.42 | 1' - 0" | 5' - 10" | 5.8 |
| RESIDENTIAL | P | 13.43 | 0' - 9" | 7' - 2" | 5.6 |
| RESIDENTIAL | P | 13.44 | 1' - 6" | 10' - 0" | 15.3 |
| RESIDENTIAL | P | 13.45 | 0' - 11" | 3' - 7" | 3.3 |
| RESIDENTIAL | P | 13.46 | 1' - 0" | 5' - 7" | 5.6 |
| RESIDENTIAL | P | 13.47 | 0' - 7" | 4' - 10" | 2.8 |
| RESIDENTIAL | P | 13.48 | 1' - 1" | 7' - 0" | 7.6 |
| RESIDENTIAL | P | 13.49 | 1' - 8" | 2' - 11" | 5.0 |
| RESIDENTIAL | P | 13.50 | 1' - 0" | 5' - 11" | 6.0 |
| RESIDENTIAL | P | 13.51 | 0' - 9" | 6' - 4" | 4.7 |
| RESIDENTIAL | P | 13.52 | 1' - 6" | 2' - 11" | 4.4 |
| RESIDENTIAL | P | 13.53 | 0' - 11" | 6' - 2" | 5.4 |
| RESIDENTIAL | P | 13.54 | 1' - 3" | 11' - 5" | 14.2 |
| RESIDENTIAL | P | 13.55 | 1' - 0" | 5' - 10" | 5.8 |
| RESIDENTIAL | P | 13.56 | 1' - 2" | 6' - 2" | 7.4 |
| RESIDENTIAL | M | 13.57 | 2' - 8" | 3' - 1" | 8.2 |
| RESIDENTIAL | P | 13.58 | 1' - 8" | 5' - 2" | 8.8 |
| RESIDENTIAL | P | 13.59 | 1' - 0" | 7' - 2" | 7.2 |
| RESIDENTIAL | P | 13.60 | 1' - 5" | 3' - 11" | 5.4 |
| RESIDENTIAL | M | 13.61 | 1' - 1" | 1' - 8" | 1.8 |
| RESIDENTIAL | P | 13.62 | 0' - 10" | 4' - 9" | 4.0 |
| RESIDENTIAL | M | 13.63 | 1' - 3" | 1' - 9" | 2.2 |
| RESIDENTIAL | P | 13.64 | 0' - 9" | 3' - 3" | 2.4 |
| RESIDENTIAL | P | 13.65 | 0' - 4" | 2' - 3" | 0.8 |
| RESIDENTIAL | P | 13.66 | 0' - 8" | 3' - 1" | 2.0 |
| RESIDENTIAL | O | 13.67 | 13' - 11" | 26' - 2" | 363.6 |
| RESIDENTIAL | M | 13.68 | 0' - 9" | 1' - 2" | 0.8 |
| RESIDENTIAL | E | 13.69 | 1' - 7" | 4' - 3" | 6.8 |
| RESIDENTIAL | M | 13.70 | 2' - 5" | 5' - 0" | 11.9 |
| RESIDENTIAL | P | 13.71 | 1' - 9" | 3' - 5" | 6.0 |
| RESIDENTIAL | P | 13.72 | 3' - 3" | 6' - 9" | 22.2 |
| RESIDENTIAL | M | 13.73 | 2' - 3" | 3' - 3" | 7.4 |
| RESIDENTIAL | M | 13.74 | 0' - 9" | 1' - 8" | 1.3 |
| SUBTOTAL | | | | | 1,057.2 |

| 13TH FLOOR AREA CALCULATIONS | | | | |
|---|---|---|---|---|
| ZONE C5-3 MID | | | | |
| USE | No. | *GFA | *DEDUCTIONS | *ZFA (SF) |
| RESIDENTIAL | | 4,239 | 1,041 | 3,199 |
| TOTAL | | 4,239 | 1,041 | 3,199 |

| 13TH FLOOR DEDUCTIONS | | | | | |
|---|---|---|---|---|---|
| ZONE C5-3 MID | | | | | |
| USE | TYPE | No. | LENGTH | WIDTH | AREA (SF) |
| RESIDENTIAL | ST | 13.75 | 0' - 8" | 7' - 2" | 4.8 |
| RESIDENTIAL | ST | 13.76 | 0' - 8" | 1' - 6" | 1.0 |
| RESIDENTIAL | ST | 13.77 | 0' - 8" | 1' - 6" | 1.0 |
| RESIDENTIAL | M | 13.78 | 2' - 7" | 3' - 1" | 7.9 |
| RESIDENTIAL | M | 13.79 | 0' - 9" | 1' - 9" | 1.3 |
| RESIDENTIAL | M | 13.80 | 3' - 2" | 4' - 10" | 15.4 |
| RESIDENTIAL | M | 13.81 | 0' - 3" | 0' - 10" | 0.2 |
| RESIDENTIAL | M | 13.82 | 4' - 7" | 5' - 4" | 24.4 |
| RESIDENTIAL | M | 13.83 | 1' - 1" | 3' - 2" | 3.4 |
| RESIDENTIAL | M | 13.84 | 1' - 5" | 1' - 5" | 2.0 |
| RESIDENTIAL | M | 13.85 | 5' - 0" | 6' - 4" | 31.5 |
| RESIDENTIAL | M | 13.86 | 2' - 2" | 8' - 8" | 18.8 |
| RESIDENTIAL | M | 13.87 | 1' - 7" | 2' - 9" | 4.4 |
| RESIDENTIAL | P | 13.88 | 0' - 10" | 3' - 2" | 2.7 |
| RESIDENTIAL | P | 13.89 | 1' - 0" | 7' - 5" | 7.4 |
| RESIDENTIAL | P | 13.90 | 1' - 0" | 2' - 11" | 2.9 |
| RESIDENTIAL | P | 13.91 | 1' - 6" | 2' - 11" | 4.3 |
| RESIDENTIAL | P | 13.92 | 1' - 0" | 6' - 3" | 6.3 |
| RESIDENTIAL | P | 13.93 | 0' - 7" | 3' - 4" | 1.8 |
| RESIDENTIAL | P | 13.94 | 1' - 2" | 4' - 4" | 4.9 |
| RESIDENTIAL | P | 13.95 | 1' - 1" | 5' - 7" | 6.1 |
| RESIDENTIAL | M | 13.96 | 2' - 2" | 2' - 11" | 6.2 |
| RESIDENTIAL | P | 13.97 | 1' - 0" | 6' - 5" | 6.4 |
| RESIDENTIAL | M | 13.98 | 1' - 4" | 1' - 4" | 1.8 |
| RESIDENTIAL | M | 13.99 | 3' - 5" | 4' - 7" | 15.6 |
| RESIDENTIAL | O | 13.100 | 1' - 6" | 24' - 8" | 36.9 |
| RESIDENTIAL | O | 13.101 | 11' - 9" | 25' - 9" | 302.9 |
| RESIDENTIAL | O | 13.102 | 5' - 4" | 26' - 3" | 140.4 |
| RESIDENTIAL | O | 13.103 | 9' - 2" | 26' - 6" | 243.2 |
| RESIDENTIAL | O | 13.104 | 5' - 6" | 13' - 3" | 72.9 |
| RESIDENTIAL | O | 13.105 | 5' - 7" | 11' - 0" | 61.9 |
| SUBTOTAL | | | | | 1,040.8 |

| 13TH FLOOR AREA CALCULATIONS | | | |
|---|---|---|---|
| ZONE C5-1 AND C5-3 MID | | | |
| USE | *GFA | *DEDUCTIONS | *ZFA (SF) |
| RESIDENTIAL | 13,626 | 2,098 | 11,528 |
| TOTAL | 13,626 | 2,098 | 11,528 |

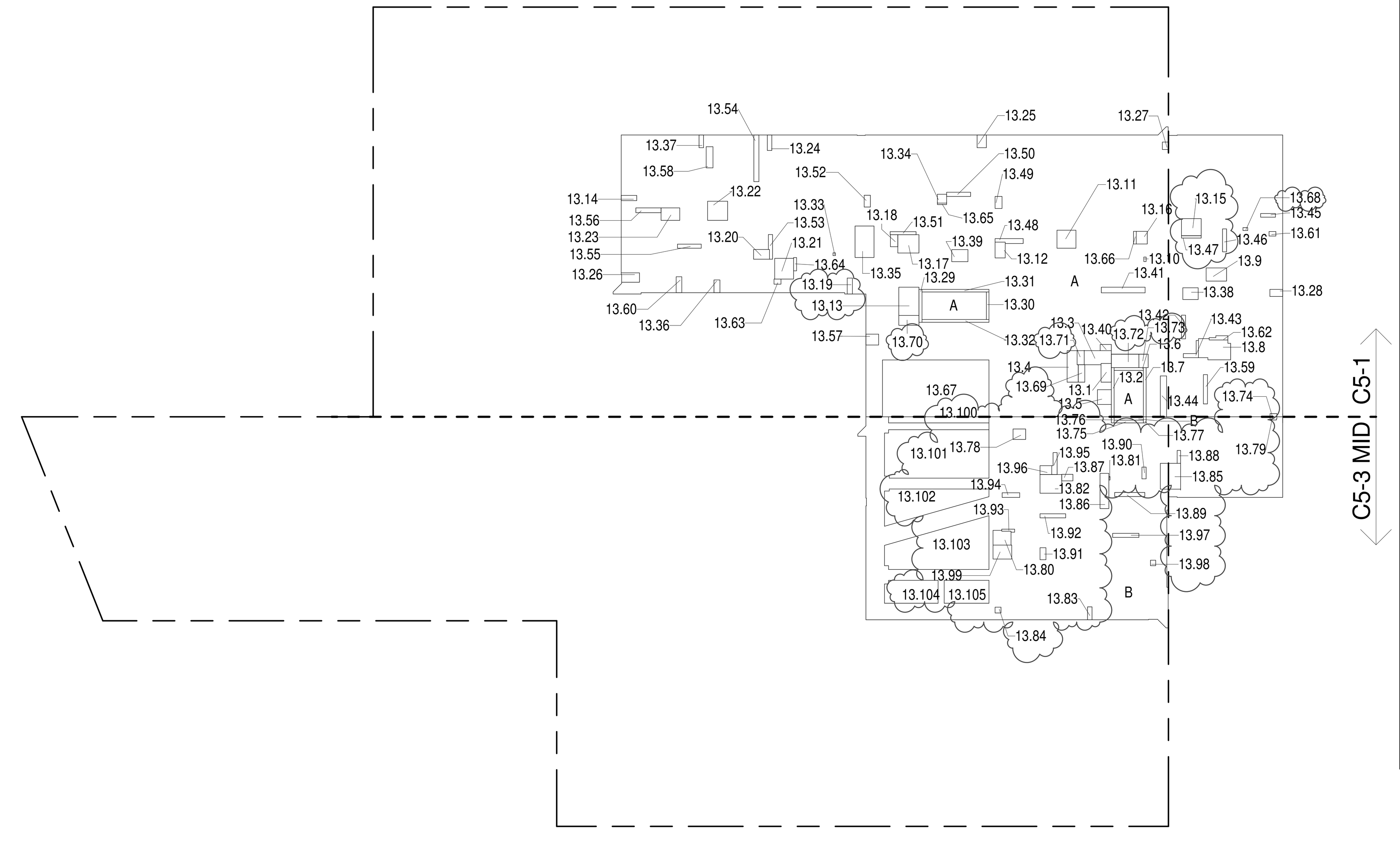


**13TH FLOOR (MFD:32ND FLOOR) GROSS FLOOR AREA PLAN AND DEDUCTIONS** (1)

3/64" = 1'-0"

ZONING AND DEDUCT LEGEND

- DEDUCTIONS
- M - MECHANICAL ROOM / RISER
- E - ELECTRICAL SHAFT / RISER
- P - PLUMBING RISER
- BG - BELOW GRADE
- O - OPENING TO BELOW
- L - LOADING BAYS
- ST - 44" RESI STAIR SHAFT (INCLUDING 8" PERIMETER)
- G - GAP FROM ADJACENT BUILDING
- DEVELOPMENT LOT LINE

* WHERE APPLICABLE, DOCUMENTED AND CALCULATED AREAS HAVE BEEN ROUNDED TO ITS NEXT SIGNIFICANT DIGIT.

** LENGTH AND WIDTH DIMENSIONS FOR COMPLEX SHAPES HAVE BEEN SIMPLIFIED TO ILLUSTRATE ONLY LARGEST OVERALL DIMENSION RESPECTIVELY. AREA DOCUMENTED IS THE EXACT AREA OF THE COMPLEX SHAPE

*** ELECTRICAL DEDUCTIONS ARE ONLY FOR ELECTRICAL RISERS. AND CLOSETS. NO DEDUCTIONS TAKEN FOR TELEPHONE CLOSETS

| 14TH FLOOR AREA CALCULATIONS | | | | |
|---|---|---|---|---|
| ZONE C5-1 | | | | |
| USE | No. | *GFA | *DEDUCTIONS | *ZFA (SF) |
| RESIDENTIAL | | 9,387 | 701 | 8,686 |
| TOTAL | | 9,387 | 701 | 8,686 |

| 14TH FLOOR DEDUCTIONS | | | | | |
|---|---|---|---|---|---|
| ZONE C5-1 | | | | | |
| USE | TYPE | No. | LENGTH | WIDTH | AREA (SF) |
| RESIDENTIAL | E | 14.1 | 2' - 7" | 4' - 7" | 11.9 |
| RESIDENTIAL | ST | 14.2 | 0' - 8" | 12' - 1" | 8.0 |
| RESIDENTIAL | M | 14.3 | 3' - 2" | 6' - 11" | 22.0 |
| RESIDENTIAL | M | 14.4 | 2' - 7" | 7' - 11" | 20.1 |
| RESIDENTIAL | M | 14.5 | 3' - 5" | 3' - 8" | 12.5 |
| RESIDENTIAL | ST | 14.6 | 0' - 8" | 7' - 2" | 4.8 |
| RESIDENTIAL | ST | 14.7 | 0' - 8" | 12' - 1" | 8.0 |
| RESIDENTIAL | M | 14.8 | 4' - 2" | 7' - 10" | 33.0 |
| RESIDENTIAL | M | 14.9 | 3' - 3" | 4' - 6" | 14.4 |
| RESIDENTIAL | M | 14.10 | 0' - 7" | 1' - 2" | 0.6 |
| RESIDENTIAL | M | 14.11 | 4' - 5" | 4' - 8" | 20.6 |
| RESIDENTIAL | M | 14.12 | 2' - 6" | 3' - 11" | 9.7 |
| RESIDENTIAL | E | 14.13 | 4' - 10" | 6' - 11" | 33.4 |
| RESIDENTIAL | M | 14.14 | 1' - 3" | 3' - 10" | 4.8 |
| RESIDENTIAL | M | 14.15 | 4' - 2" | 4' - 10" | 20.0 |
| RESIDENTIAL | M | 14.16 | 2' - 9" | 3' - 1" | 8.4 |
| RESIDENTIAL | M | 14.17 | 4' - 6" | 5' - 2" | 23.3 |
| RESIDENTIAL | M | 14.18 | 1' - 10" | 2' - 8" | 4.9 |
| RESIDENTIAL | M | 14.19 | 1' - 3" | 3' - 11" | 4.9 |
| RESIDENTIAL | M | 14.20 | 2' - 5" | 3' - 8" | 8.7 |
| RESIDENTIAL | M | 14.21 | 4' - 8" | 5' - 1" | 23.4 |
| RESIDENTIAL | M | 14.22 | 4' - 8" | 4' - 11" | 23.0 |
| RESIDENTIAL | M | 14.23 | 3' - 1" | 4' - 7" | 13.9 |
| RESIDENTIAL | M | 14.24 | 1' - 1" | 3' - 10" | 4.2 |
| RESIDENTIAL | M | 14.25 | 2' - 5" | 3' - 1" | 7.5 |
| RESIDENTIAL | M | 14.26 | 1' - 1" | 4' - 2" | 4.5 |
| RESIDENTIAL | M | 14.27 | 1' - 7" | 1' - 10" | 2.9 |
| RESIDENTIAL | M | 14.28 | 1' - 9" | 3' - 2" | 5.5 |
| RESIDENTIAL | ST | 14.29 | 0' - 9" | 8' - 1" | 5.9 |
| RESIDENTIAL | ST | 14.30 | 0' - 8" | 6' - 9" | 4.5 |
| RESIDENTIAL | ST | 14.31 | 0' - 8" | 16' - 5" | 11.0 |
| RESIDENTIAL | ST | 14.32 | 0' - 8" | 16' - 5" | 11.0 |
| RESIDENTIAL | M | 14.33 | 0' - 7" | 1' - 2" | 0.7 |
| RESIDENTIAL | M | 14.34 | 2' - 2" | 2' - 3" | 5.0 |
| SUBTOTAL | | | | | |

| 14TH FLOOR DEDUCTIONS | | | | | |
|---|---|---|---|---|---|
| ZONE C5-1 | | | | | |
| USE | TYPE | No. | LENGTH | WIDTH | AREA (SF) |
| RESIDENTIAL | M | 14.35 | 4' - 8" | 7' - 8" | 35.7 |
| RESIDENTIAL | M | 14.36 | 1' - 7" | 3' - 1" | 5.0 |
| RESIDENTIAL | M | 14.37 | 1' - 1" | 3' - 2" | 3.4 |
| RESIDENTIAL | M | 14.38 | 2' - 11" | 3' - 9" | 10.9 |
| RESIDENTIAL | M | 14.39 | 3' - 0" | 4' - 0" | 11.8 |
| RESIDENTIAL | M | 14.40 | 1' - 7" | 2' - 9" | 4.3 |
| RESIDENTIAL | P | 14.41 | 1' - 5" | 11' - 0" | 15.2 |
| RESIDENTIAL | P | 14.42 | 1' - 0" | 6' - 3" | 6.3 |
| RESIDENTIAL | P | 14.43 | 0' - 9" | 7' - 3" | 5.6 |
| RESIDENTIAL | P | 14.44 | 1' - 6" | 10' - 0" | 15.0 |
| RESIDENTIAL | P | 14.45 | 0' - 11" | 5' - 5" | 5.0 |
| RESIDENTIAL | P | 14.46 | 1' - 0" | 5' - 7" | 5.6 |
| RESIDENTIAL | P | 14.47 | 0' - 7" | 4' - 10" | 2.8 |
| RESIDENTIAL | P | 14.48 | 1' - 1" | 7' - 2" | 7.8 |
| RESIDENTIAL | P | 14.49 | 1' - 8" | 2' - 11" | 5.0 |
| RESIDENTIAL | P | 14.50 | 1' - 0" | 5' - 11" | 6.0 |
| RESIDENTIAL | P | 14.51 | 0' - 9" | 6' - 4" | 4.7 |
| RESIDENTIAL | P | 14.52 | 1' - 6" | 2' - 11" | 4.4 |
| RESIDENTIAL | P | 14.53 | 1' - 0" | 6' - 1" | 6.0 |
| RESIDENTIAL | P | 14.54 | 1' - 3" | 11' - 5" | 14.7 |
| RESIDENTIAL | P | 14.55 | 1' - 0" | 5' - 10" | 5.8 |
| RESIDENTIAL | P | 14.56 | 1' - 1" | 6' - 2" | 6.5 |
| RESIDENTIAL | M | 14.57 | 2' - 8" | 3' - 1" | 8.2 |
| RESIDENTIAL | M | 14.58 | 4' - 8" | 4' - 11" | 23.0 |
| RESIDENTIAL | P | 14.59 | 1' - 1" | 5' - 2" | 5.4 |
| RESIDENTIAL | P | 14.60 | 1' - 0" | 7' - 2" | 7.2 |
| RESIDENTIAL | P | 14.61 | 1' - 5" | 3' - 11" | 5.5 |
| RESIDENTIAL | M | 14.62 | 0' - 11" | 3' - 4" | 3.1 |
| RESIDENTIAL | P | 14.63 | 0' - 10" | 4' - 8" | 3.8 |
| RESIDENTIAL | M | 14.64 | 1' - 3" | 1' - 9" | 2.2 |
| RESIDENTIAL | P | 14.65 | 0' - 9" | 3' - 3" | 2.4 |
| RESIDENTIAL | P | 14.66 | 0' - 4" | 2' - 3" | 0.8 |
| RESIDENTIAL | P | 14.67 | 0' - 8" | 3' - 1" | 2.0 |
| RESIDENTIAL | M | 14.68 | 0' - 9" | 1' - 2" | 0.8 |
| RESIDENTIAL | E | 14.69 | 1' - 5" | 4' - 3" | 6.1 |
| RESIDENTIAL | M | 14.70 | 2' - 2" | 4' - 10" | 10.4 |
| RESIDENTIAL | P | 14.71 | 1' - 9" | 3' - 5" | 6.0 |
| RESIDENTIAL | P | 14.72 | 3' - 3" | 6' - 9" | 22.2 |
| RESIDENTIAL | M | 14.73 | 2' - 3" | 3' - 3" | 7.4 |
| SUBTOTAL | | | | | 701.1 |

| 14TH FLOOR AREA CALCULATIONS | | | | |
|---|---|---|---|---|
| ZONE C5-3 MID | | | | |
| USE | No. | *GFA | *DEDUCTIONS | *ZFA (SF) |
| RESIDENTIAL | | 4,239 | 286 | 3,953 |
| TOTAL | | 4,239 | 286 | 3,953 |

| 14TH FLOOR DEDUCTIONS | | | | | |
|---|---|---|---|---|---|
| ZONE C5-3 MID | | | | | |
| USE | TYPE | No. | LENGTH | WIDTH | AREA (SF) |
| RESIDENTIAL | ST | 14.74 | 0' - 8" | 7' - 2" | 4.8 |
| RESIDENTIAL | ST | 14.75 | 0' - 8" | 1' - 6" | 1.0 |
| RESIDENTIAL | ST | 14.76 | 0' - 8" | 1' - 6" | 1.0 |
| RESIDENTIAL | M | 14.77 | 2' - 7" | 3' - 4" | 8.7 |
| RESIDENTIAL | M | 14.78 | 1' - 4" | 3' - 1" | 4.1 |
| RESIDENTIAL | M | 14.79 | 3' - 3" | 4' - 8" | 15.2 |
| RESIDENTIAL | M | 14.80 | 0' - 3" | 1' - 2" | 0.3 |
| RESIDENTIAL | M | 14.81 | 4' - 7" | 5' - 4" | 24.4 |
| RESIDENTIAL | M | 14.82 | 1' - 1" | 3' - 2" | 3.4 |
| RESIDENTIAL | M | 14.83 | 1' - 0" | 3' - 5" | 3.4 |
| RESIDENTIAL | M | 14.84 | 5' - 0" | 6' - 7" | 32.7 |
| RESIDENTIAL | M | 14.85 | 2' - 2" | 8' - 6" | 18.4 |
| RESIDENTIAL | M | 14.86 | 1' - 7" | 2' - 8" | 4.3 |
| RESIDENTIAL | P | 14.87 | 0' - 10" | 3' - 2" | 2.7 |
| RESIDENTIAL | P | 14.88 | 1' - 0" | 7' - 5" | 7.4 |
| RESIDENTIAL | P | 14.89 | 1' - 6" | 2' - 11" | 4.3 |
| RESIDENTIAL | P | 14.90 | 1' - 5" | 2' - 11" | 4.3 |
| RESIDENTIAL | P | 14.91 | 1' - 0" | 6' - 3" | 6.3 |
| RESIDENTIAL | P | 14.92 | 0' - 7" | 3' - 4" | 1.8 |
| RESIDENTIAL | P | 14.93 | 1' - 2" | 4' - 4" | 4.9 |
| RESIDENTIAL | P | 14.94 | 1' - 1" | 5' - 9" | 6.4 |
| RESIDENTIAL | P | 14.95 | 1' - 1" | 6' - 4" | 6.7 |
| RESIDENTIAL | M | 14.96 | 4' - 7" | 4' - 10" | 22.1 |
| RESIDENTIAL | M | 14.97 | 4' - 10" | 4' - 11" | 23.8 |
| RESIDENTIAL | P | 14.98 | 1' - 3" | 2' - 11" | 3.6 |
| RESIDENTIAL | P | 14.99 | 1' - 2" | 3' - 7" | 4.1 |
| RESIDENTIAL | M | 14.100 | 0' - 6" | 1' - 2" | 0.6 |
| RESIDENTIAL | M | 14.101 | 2' - 2" | 3' - 1" | 6.6 |
| RESIDENTIAL | M | 14.102 | 1' - 2" | 3' - 2" | 3.7 |
| RESIDENTIAL | M | 14.103 | 1' - 0" | 3' - 3" | 3.2 |
| RESIDENTIAL | P | 14.104 | 1' - 0" | 6' - 7" | 6.6 |
| RESIDENTIAL | P | 14.105 | 1' - 2" | 6' - 11" | 8.0 |
| RESIDENTIAL | P | 14.106 | 1' - 0" | 6' - 6" | 6.5 |
| RESIDENTIAL | M | 14.107 | 1' - 7" | 4' - 1" | 6.3 |
| SUBTOTAL | | | | | |

| 14TH FLOOR AREA CALCULATIONS | | | |
|---|---|---|---|
| ZONE C5-1 AND C5-3 MID | | | |
| USE | *GFA | *DEDUCTIONS | *ZFA (SF) |
| RESIDENTIAL | 13,626 | 987 | 12,639 |
| TOTAL | 13,626 | 987 | 12,639 |

| 14TH FLOOR DEDUCTIONS | | | | | |
|---|---|---|---|---|---|
| ZONE C5-3 MID | | | | | |
| USE | TYPE | No. | LENGTH | WIDTH | AREA (SF) |
| RESIDENTIAL | M | 14.108 | 1' - 10" | 2' - 1" | 3.8 |
| RESIDENTIAL | M | 14.109 | 3' - 5" | 4' - 7" | 15.6 |
| RESIDENTIAL | P | 14.110 | 1' - 4" | 3' - 9" | 4.8 |
| SUBTOTAL | | | | | 285.8 |

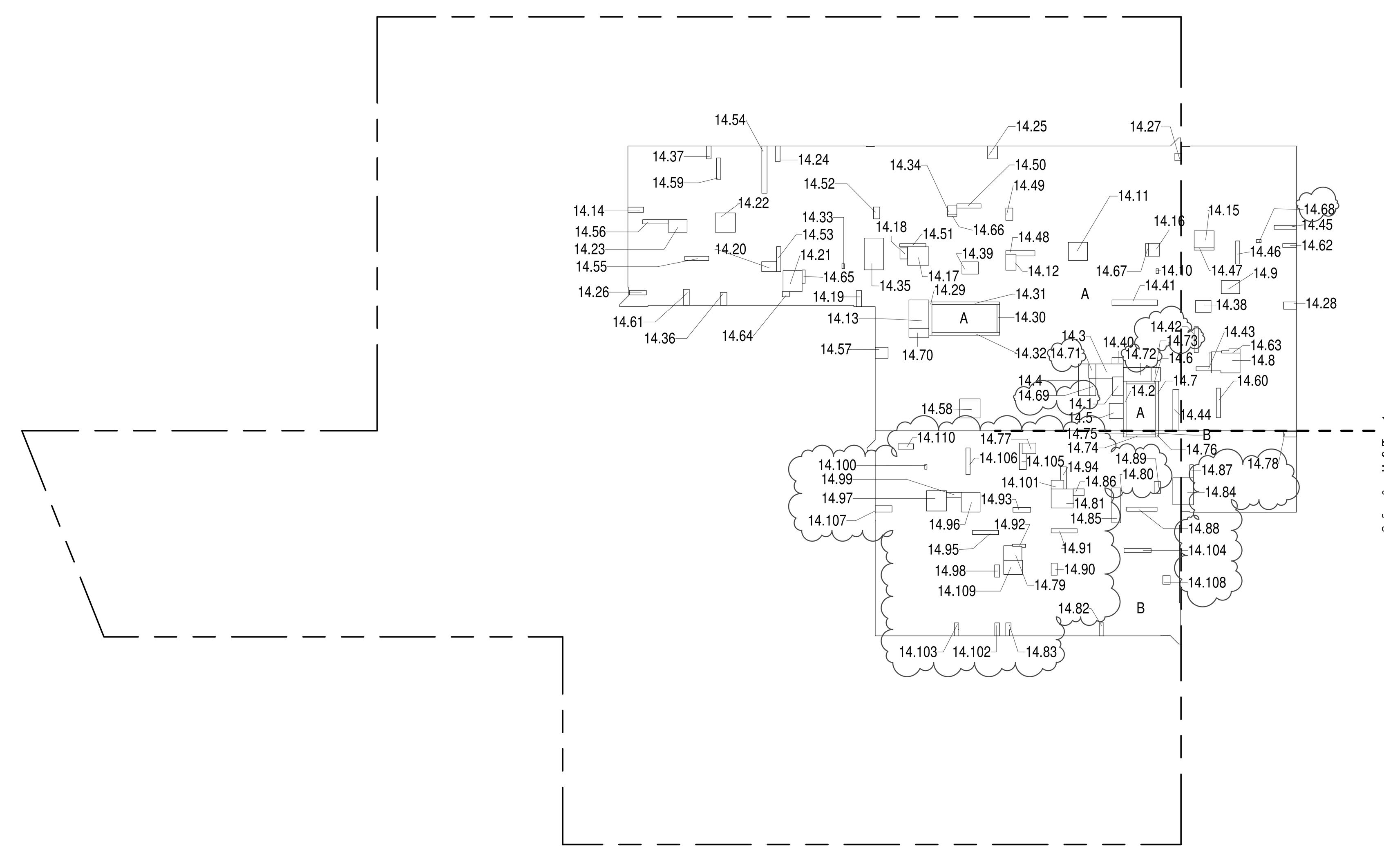


**14TH FLOOR (MFD:33RD FLOOR) GROSS FLOOR AREA PLAN AND DEDUCTIONS** (2)

3/64" = 1'-0"

| 15TH FLOOR AREA CALCULATIONS | | | | |
|---|---|---|---|---|
| ZONE C5-1 | | | | |
| USE | No. | *GFA | *DEDUCTIONS | *ZFA (SF) |
| RESIDENTIAL | | 9,387 | 705 | 8,682 |
| TOTAL | | 9,387 | 705 | 8,682 |

| 15TH FLOOR DEDUCTIONS | | | | | |
|---|---|---|---|---|---|
| ZONE C5-1 | | | | | |
| USE | TYPE | No. | LENGTH | WIDTH | AREA (SF) |
| RESIDENTIAL | E | 15.1 | 2' - 7" | 4' - 7" | 11.9 |
| RESIDENTIAL | ST | 15.2 | 0' - 8" | 12' - 1" | 8.0 |
| RESIDENTIAL | M | 15.3 | 3' - 2" | 6' - 11" | 22.0 |
| RESIDENTIAL | M | 15.4 | 2' - 7" | 7' - 11" | 20.1 |
| RESIDENTIAL | M | 15.5 | 3' - 5" | 3' - 8" | 12.5 |
| RESIDENTIAL | ST | 15.6 | 0' - 8" | 7' - 2" | 4.8 |
| RESIDENTIAL | ST | 15.7 | 0' - 8" | 12' - 1" | 8.0 |
| RESIDENTIAL | M | 15.8 | 4' - 3" | 8' - 3" | 35.2 |
| RESIDENTIAL | M | 15.9 | 3' - 2" | 4' - 9" | 15.0 |
| RESIDENTIAL | M | 15.10 | 0' - 7" | 1' - 2" | 0.6 |
| RESIDENTIAL | M | 15.11 | 4' - 5" | 4' - 8" | 20.6 |
| RESIDENTIAL | M | 15.12 | 2' - 6" | 3' - 11" | 9.7 |
| RESIDENTIAL | E | 15.13 | 4' - 10" | 6' - 11" | 33.4 |
| RESIDENTIAL | M | 15.14 | 1' - 3" | 3' - 10" | 4.8 |
| RESIDENTIAL | M | 15.15 | 4' - 2" | 4' - 10" | 20.0 |
| RESIDENTIAL | M | 15.16 | 2' - 9" | 3' - 1" | 8.4 |
| RESIDENTIAL | M | 15.17 | 4' - 6" | 5' - 2" | 23.3 |
| RESIDENTIAL | M | 15.18 | 1' - 10" | 2' - 8" | 4.9 |
| RESIDENTIAL | M | 15.19 | 1' - 3" | 3' - 11" | 4.9 |
| RESIDENTIAL | M | 15.20 | 2' - 5" | 3' - 8" | 8.7 |
| RESIDENTIAL | M | 15.21 | 4' - 8" | 5' - 1" | 23.4 |
| RESIDENTIAL | M | 15.22 | 4' - 8" | 4' - 11" | 23.0 |
| RESIDENTIAL | M | 15.23 | 3' - 1" | 4' - 7" | 13.9 |
| RESIDENTIAL | M | 15.24 | 1' - 1" | 3' - 10" | 4.2 |
| RESIDENTIAL | M | 15.25 | 2' - 5" | 3' - 1" | 7.5 |
| RESIDENTIAL | M | 15.26 | 1' - 1" | 4' - 2" | 4.5 |
| RESIDENTIAL | M | 15.27 | 1' - 7" | 1' - 10" | 2.9 |
| RESIDENTIAL | M | 15.28 | 1' - 7" | 2' - 5" | 3.9 |
| RESIDENTIAL | ST | 15.29 | 0' - 9" | 8' - 1" | 5.9 |
| RESIDENTIAL | ST | 15.30 | 0' - 8" | 6' - 9" | 4.5 |
| RESIDENTIAL | ST | 15.31 | 0' - 8" | 16' - 5" | 11.0 |
| RESIDENTIAL | ST | 15.32 | 0' - 8" | 16' - 5" | 11.0 |
| RESIDENTIAL | M | 15.33 | 0' - 7" | 1' - 2" | 0.7 |
| RESIDENTIAL | M | 15.34 | 2' - 2" | 2' - 3" | 5.0 |
| RESIDENTIAL | M | 15.35 | 4' - 8" | 7' - 8" | 35.7 |
| SUBTOTAL | | | | | |

| 15TH FLOOR DEDUCTIONS | | | | | |
|---|---|---|---|---|---|
| ZONE C5-1 | | | | | |
| USE | TYPE | No. | LENGTH | WIDTH | AREA (SF) |
| RESIDENTIAL | M | 15.36 | 1' - 7" | 3' - 1" | 5.0 |
| RESIDENTIAL | M | 15.37 | 1' - 1" | 3' - 2" | 3.4 |
| RESIDENTIAL | M | 15.38 | 3' - 3" | 3' - 10" | 12.5 |
| RESIDENTIAL | M | 15.39 | 3' - 0" | 4' - 0" | 11.8 |
| RESIDENTIAL | M | 15.40 | 1' - 7" | 2' - 9" | 4.3 |
| RESIDENTIAL | P | 15.41 | 1' - 5" | 11' - 0" | 15.2 |
| RESIDENTIAL | P | 15.42 | 1' - 0" | 6' - 3" | 6.3 |
| RESIDENTIAL | P | 15.43 | 0' - 9" | 7' - 3" | 5.6 |
| RESIDENTIAL | P | 15.44 | 1' - 6" | 10' - 0" | 15.0 |
| RESIDENTIAL | P | 15.45 | 0' - 11" | 5' - 4" | 4.9 |
| RESIDENTIAL | P | 15.46 | 1' - 1" | 5' - 7" | 6.2 |
| RESIDENTIAL | P | 15.47 | 0' - 7" | 4' - 10" | 2.8 |
| RESIDENTIAL | P | 15.48 | 1' - 1" | 7' - 2" | 7.8 |
| RESIDENTIAL | P | 15.49 | 1' - 8" | 2' - 11" | 5.0 |
| RESIDENTIAL | P | 15.50 | 1' - 0" | 5' - 11" | 6.0 |
| RESIDENTIAL | P | 15.51 | 0' - 9" | 6' - 4" | 4.7 |
| RESIDENTIAL | P | 15.52 | 1' - 6" | 2' - 11" | 4.4 |
| RESIDENTIAL | P | 15.53 | 1' - 0" | 6' - 1" | 6.0 |
| RESIDENTIAL | P | 15.54 | 1' - 3" | 11' - 5" | 14.7 |
| RESIDENTIAL | P | 15.55 | 1' - 0" | 5' - 10" | 5.8 |
| RESIDENTIAL | P | 15.56 | 1' - 1" | 6' - 2" | 6.5 |
| RESIDENTIAL | M | 15.57 | 2' - 8" | 3' - 1" | 8.2 |
| RESIDENTIAL | M | 15.58 | 4' - 8" | 4' - 11" | 23.0 |
| RESIDENTIAL | P | 15.59 | 1' - 1" | 5' - 2" | 5.4 |
| RESIDENTIAL | P | 15.60 | 1' - 0" | 7' - 2" | 7.2 |
| RESIDENTIAL | P | 15.61 | 1' - 5" | 3' - 11" | 5.5 |
| RESIDENTIAL | M | 15.62 | 0' - 11" | 3' - 4" | 3.1 |
| RESIDENTIAL | P | 15.63 | 0' - 10" | 5' - 2" | 4.2 |
| RESIDENTIAL | M | 15.64 | 1' - 3" | 1' - 9" | 2.2 |
| RESIDENTIAL | P | 15.65 | 0' - 9" | 3' - 3" | 2.4 |
| RESIDENTIAL | P | 15.66 | 0' - 4" | 2' - 3" | 0.8 |
| RESIDENTIAL | P | 15.67 | 0' - 8" | 3' - 1" | 2.0 |
| RESIDENTIAL | M | 15.68 | 0' - 9" | 1' - 2" | 0.8 |
| RESIDENTIAL | E | 15.69 | 1' - 5" | 4' - 3" | 6.1 |
| RESIDENTIAL | M | 15.70 | 2' - 2" | 4' - 10" | 10.4 |
| RESIDENTIAL | P | 15.71 | 1' - 9" | 3' - 5" | 6.0 |
| RESIDENTIAL | P | 15.72 | 3' - 3" | 6' - 9" | 22.2 |
| RESIDENTIAL | M | 15.73 | 2' - 3" | 3' - 3" | 7.4 |
| SUBTOTAL | | | | | 704.8 |

| 15TH FLOOR AREA CALCULATIONS | | | | |
|---|---|---|---|---|
| ZONE C5-3 MID | | | | |
| USE | No. | *GFA | *DEDUCTIONS | *ZFA (SF) |
| RESIDENTIAL | | 4,239 | 286 | 3,953 |
| TOTAL | | 4,239 | 286 | 3,953 |

| 15TH FLOOR DEDUCTIONS | | | | | |
|---|---|---|---|---|---|
| ZONE C5-3 MID | | | | | |
| USE | TYPE | No. | LENGTH | WIDTH | AREA (SF) |
| RESIDENTIAL | ST | 15.74 | 0' - 8" | 7' - 2" | 4.8 |
| RESIDENTIAL | ST | 15.75 | 0' - 8" | 1' - 6" | 1.0 |
| RESIDENTIAL | ST | 15.76 | 0' - 8" | 1' - 6" | 1.0 |
| RESIDENTIAL | M | 15.77 | 2' - 7" | 3' - 4" | 8.7 |
| RESIDENTIAL | M | 15.78 | 1' - 4" | 3' - 1" | 4.1 |
| RESIDENTIAL | M | 15.79 | 3' - 3" | 4' - 8" | 15.2 |
| RESIDENTIAL | M | 15.80 | 0' - 3" | 1' - 2" | 0.3 |
| RESIDENTIAL | M | 15.81 | 4' - 7" | 5' - 4" | 24.4 |
| RESIDENTIAL | M | 15.82 | 1' - 1" | 3' - 2" | 3.4 |
| RESIDENTIAL | M | 15.83 | 1' - 0" | 3' - 5" | 3.4 |
| RESIDENTIAL | M | 15.84 | 5' - 0" | 6' - 7" | 32.7 |
| RESIDENTIAL | M | 15.85 | 2' - 2" | 8' - 6" | 18.4 |
| RESIDENTIAL | M | 15.86 | 1' - 7" | 2' - 8" | 4.3 |
| RESIDENTIAL | P | 15.87 | 0' - 10" | 3' - 2" | 2.7 |
| RESIDENTIAL | P | 15.88 | 1' - 0" | 7' - 5" | 7.4 |
| RESIDENTIAL | P | 15.89 | 1' - 6" | 2' - 11" | 4.3 |
| RESIDENTIAL | P | 15.90 | 1' - 5" | 2' - 11" | 4.3 |
| RESIDENTIAL | P | 15.91 | 1' - 0" | 6' - 3" | 6.3 |
| RESIDENTIAL | P | 15.92 | 0' - 7" | 3' - 4" | 1.8 |
| RESIDENTIAL | P | 15.93 | 1' - 2" | 4' - 4" | 4.9 |
| RESIDENTIAL | P | 15.94 | 1' - 1" | 5' - 9" | 6.4 |
| RESIDENTIAL | P | 15.95 | 1' - 1" | 6' - 4" | 6.7 |
| RESIDENTIAL | M | 15.96 | 4' - 7" | 4' - 10" | 22.1 |
| RESIDENTIAL | M | 15.97 | 4' - 10" | 4' - 11" | 23.8 |
| RESIDENTIAL | P | 15.98 | 1' - 3" | 2' - 11" | 3.6 |
| RESIDENTIAL | P | 15.99 | 1' - 2" | 3' - 7" | 4.1 |
| RESIDENTIAL | M | 15.100 | 0' - 6" | 1' - 2" | 0.6 |
| RESIDENTIAL | M | 15.101 | 2' - 2" | 3' - 1" | 6.6 |
| RESIDENTIAL | M | 15.102 | 1' - 2" | 3' - 2" | 3.7 |
| RESIDENTIAL | M | 15.103 | 1' - 0" | 3' - 3" | 3.2 |
| RESIDENTIAL | P | 15.104 | 1' - 0" | 6' - 7" | 6.6 |
| RESIDENTIAL | P | 15.105 | 1' - 2" | 6' - 11" | 8.0 |
| RESIDENTIAL | P | 15.106 | 1' - 0" | 6' - 6" | 6.5 |
| RESIDENTIAL | M | 15.107 | 1' - 7" | 4' - 1" | 6.3 |
| SUBTOTAL | | | | | |

| 15TH FLOOR AREA CALCULATIONS | | | |
|---|---|---|---|
| ZONE C5-1 AND C5-3 MID | | | |
| USE | *GFA | *DEDUCTIONS | *ZFA (SF) |
| RESIDENTIAL | 13,626 | 991 | 12,635 |
| TOTAL | 13,626 | 991 | 12,635 |

| 15TH FLOOR DEDUCTIONS | | | | | |
|---|---|---|---|---|---|
| ZONE C5-3 MID | | | | | |
| USE | TYPE | No. | LENGTH | WIDTH | AREA (SF) |
| RESIDENTIAL | M | 15.108 | 1' - 10" | 2' - 1" | 3.8 |
| RESIDENTIAL | M | 15.109 | 3' - 5" | 4' - 7" | 15.6 |
| RESIDENTIAL | P | 15.110 | 1' - 4" | 3' - 9" | 4.8 |
| SUBTOTAL | | | | | 285.8 |

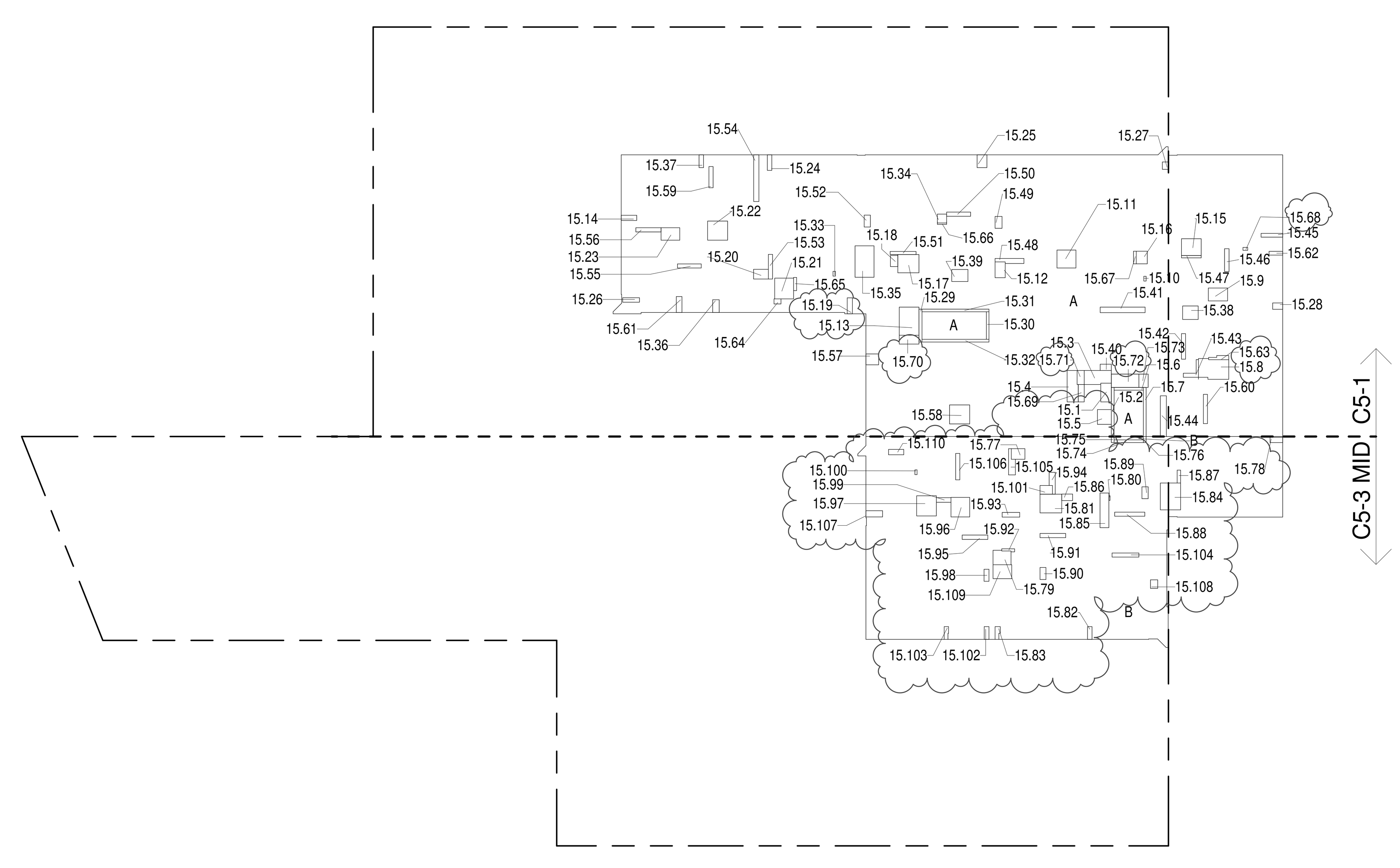


**15TH FLOOR (MFD:34TH FLOOR) GROSS FLOOR AREA PLAN AND DEDUCTIONS** (3)

3/64" = 1'-0"

FILE NAME:
PLOT DATE: 10/14/2016 1:58:52 PM

KEY PLAN:

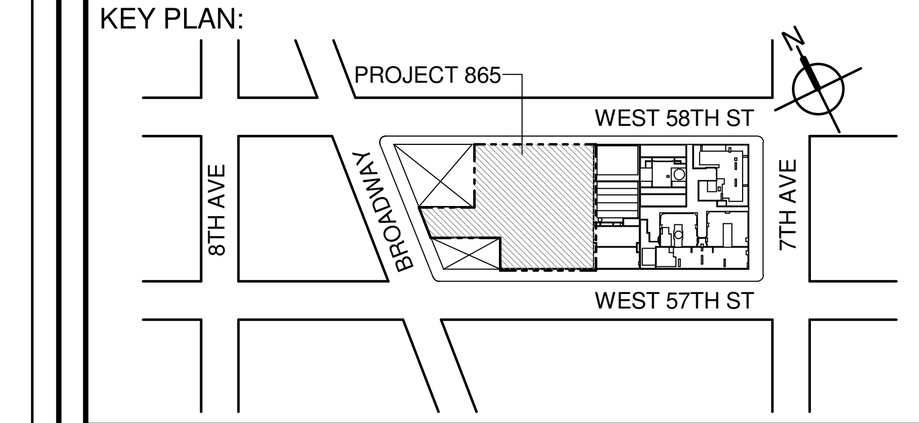


PROJECT NORTH | TRUE NORTH


DEVELOPER:
**EXTELL DEVELOPMENT COMPANY**
805 THIRD AVENUE, 7TH FLOOR
New York, NY 10022 USA
TEL: 212 712 6000 FAX: 212 712 6100

DESIGN ARCHITECT: Base Building Shell & Core
**ADRIAN SMITH + GORDON GILL ARCHITECTURE**
111 WEST MONROE STREET SUITE 2300
CHICAGO IL 60603
TEL: 312 920 1888 FAX: 312 920 1775

ARCHITECT OF RECORD: Base Building Shell & Core
**AAI ARCHITECTS, P.C.**
401 Wellington St. W., 3rd Floor
Toronto, ON M5V 1E7 Canada
TEL: 416 967 1500 FAX: 416 967 7150

STRUCTURAL ENGINEERS:
**WSP CANTOR SEINUK**
228 EAST 45th Street
New York, NY 10017 USA
TEL: 212 687 9888 FAX: 646 487 5501

MEP ENGINEERS:
**AKF GROUP**
1501 Broadway
New York, NY 10036 USA
TEL: 212 354 5656 FAX: 212 354 5668

GEOTECHNICAL ENGINEERS:
**Langan Engineering & Environmental Services**
21 Penn Plaza - 360 West 31st Street, 8th Floor
New York, NY 10001-2727
TEL: 212 479 5400 FAX: 212 479 5444

CODE CONSULTANTS:
**Construction Consulting Associates**
100 Church Street
New York, NY 10007
TEL: 212 385 1818 FAX: 212 385 1911

CURTAINWALL CONSULTANT:
**AJLP Consulting**
40 Worth Street. Suite 826
New York, NY 10013
TEL: 212 757 5659 FAX: 646 219 8508

LANDMARK/PRESERVATION CONSULTANT:
**Higgins Quasebarth & Partners LLC**
11 Hanover Square, 16th Floor
New York, NY 1005
TEL: 212 274 9468 FAX: 646 274 9380

LANDMARK/PRESERVATION CONSULTANT:
**Jan Hird Pokorny Associates, Inc.**
39 West 37th Street, 12A
New York, NY 10018
TEL: 212 759 6462 FAX: 212 759 6540


| No. | DESCRIPTION: | DATE: |
|---|---|---|
| 1 | D.O.B. SUBMISSION | 05 DEC 14 |
| 2 | D.O.B. SUBMISSION | 18 FEB 15 |
| | D.O.B. SUBMISSION | 27 APR 14 |
| | D.O.B. AMENDMENT 2 | 21 SEP 15 |
| | D.O.B. AMENDMENT 3 | 03 OCT 16 |

0 10' - 8" 21' - 4" 42' - 8"

**D.O.B. SUBMISSION**


Discrepancies must be reported immediately to the Architect before proceeding. Only figured dimensions are to be used. Contractors must check all dimensions on site. This drawing is protected by copyright.


ALL DIMENSIONS ARE SHOWN IN IMPERIAL.

CONSULTANT:

AAI ARCHITECTS, P.C.

PROJECT:

**217 WEST 57TH STREET**
NEW YORK, NY

DRAWING TITLE:

ZONING FLOOR AREA PLAN AND DEDUCTIONS

13TH, 14TH,15TH FLOOR

SEAL & SIGNATURE:

REGISTERED ARCHITECT WIEPKE DAVID JANSEN No. 028881 STATE OF NEW YORK

| DATE: | 05 DEC 14 |
|---|---|
| PROJECT No: | 1216-00 |
| DRAWN: Author | REV: 2 |
| CHK: Checker | |
| SCALE: 3/64" = 1'-0" | |
| DWG No: **Z-013.02** | |
| DOB PAGE No: 10 of 454 | |

DOB EMPLOYEE STAMP:

DOB B-SCAN:

## 16TH FLOOR AREA CALCULATIONS
ZONE C5-1

| USE | No. | *GFA | *DEDUCTIONS | *ZFA (SF) |
|---|---|---|---|---|
| RESIDENTIAL | | 9,387 | 705 | 8,681 |
| TOTAL | | 9,387 | 705 | 8,681 |

## 16TH FLOOR DEDUCTIONS
ZONE C5-1

| USE | TYPE | No. | LENGTH | WIDTH | AREA (SF) |
|---|---|---|---|---|---|
| RESIDENTIAL | E | 16.1 | 2' - 7" | 4' - 7" | 11.9 |
| RESIDENTIAL | ST | 16.2 | 0' - 8" | 12' - 1" | 8.0 |
| RESIDENTIAL | M | 16.3 | 3' - 2" | 6' - 11" | 22.0 |
| RESIDENTIAL | M | 16.4 | 2' - 7" | 7' - 11" | 20.1 |
| RESIDENTIAL | M | 16.5 | 3' - 5" | 3' - 8" | 12.5 |
| RESIDENTIAL | ST | 16.6 | 0' - 8" | 7' - 2" | 4.8 |
| RESIDENTIAL | ST | 16.7 | 0' - 8" | 12' - 1" | 8.0 |
| RESIDENTIAL | M | 16.8 | 4' - 3" | 8' - 3" | 35.2 |
| RESIDENTIAL | M | 16.9 | 3' - 2" | 4' - 9" | 15.0 |
| RESIDENTIAL | M | 16.10 | 0' - 7" | 1' - 2" | 0.6 |
| RESIDENTIAL | M | 16.11 | 4' - 5" | 4' - 8" | 20.6 |
| RESIDENTIAL | M | 16.12 | 2' - 6" | 3' - 11" | 9.7 |
| RESIDENTIAL | E | 16.13 | 4' - 10" | 6' - 11" | 33.4 |
| RESIDENTIAL | M | 16.14 | 1' - 3" | 3' - 10" | 4.8 |
| RESIDENTIAL | M | 16.15 | 4' - 2" | 4' - 10" | 20.0 |
| RESIDENTIAL | M | 16.16 | 2' - 9" | 3' - 1" | 8.4 |
| RESIDENTIAL | M | 16.17 | 4' - 6" | 5' - 2" | 23.3 |
| RESIDENTIAL | M | 16.18 | 1' - 10" | 2' - 8" | 4.9 |
| RESIDENTIAL | M | 16.19 | 1' - 3" | 3' - 11" | 4.9 |
| RESIDENTIAL | M | 16.20 | 2' - 5" | 3' - 8" | 8.7 |
| RESIDENTIAL | M | 16.21 | 4' - 8" | 5' - 1" | 23.4 |
| RESIDENTIAL | M | 16.22 | 4' - 8" | 4' - 11" | 23.0 |
| RESIDENTIAL | M | 16.23 | 3' - 1" | 4' - 7" | 13.9 |
| RESIDENTIAL | M | 16.24 | 1' - 1" | 3' - 10" | 4.2 |
| RESIDENTIAL | M | 16.25 | 2' - 5" | 3' - 1" | 7.5 |
| RESIDENTIAL | M | 16.26 | 1' - 1" | 4' - 2" | 4.5 |
| RESIDENTIAL | M | 16.27 | 1' - 10" | 1' - 10" | 3.4 |
| RESIDENTIAL | M | 16.28 | 1' - 7" | 2' - 5" | 3.9 |
| RESIDENTIAL | ST | 16.29 | 0' - 9" | 8' - 1" | 5.9 |
| RESIDENTIAL | ST | 16.30 | 0' - 8" | 6' - 9" | 4.5 |
| RESIDENTIAL | ST | 16.31 | 0' - 8" | 16' - 5" | 11.0 |
| RESIDENTIAL | ST | 16.32 | 0' - 8" | 16' - 5" | 11.0 |
| RESIDENTIAL | M | 16.33 | 0' - 7" | 1' - 2" | 0.7 |
| RESIDENTIAL | M | 16.34 | 2' - 2" | 2' - 3" | 5.0 |
| RESIDENTIAL | M | 16.35 | 4' - 8" | 7' - 8" | 35.7 |
| | SUBTOTAL | | | | |

## 16TH FLOOR DEDUCTIONS
ZONE C5-1

| USE | TYPE | No. | LENGTH | WIDTH | AREA (SF) |
|---|---|---|---|---|---|
| RESIDENTIAL | M | 16.36 | 1' - 7" | 3' - 1" | 5.0 |
| RESIDENTIAL | M | 16.37 | 1' - 1" | 3' - 2" | 3.4 |
| RESIDENTIAL | M | 16.38 | 3' - 3" | 3' - 10" | 12.5 |
| RESIDENTIAL | M | 16.39 | 3' - 0" | 4' - 0" | 11.8 |
| RESIDENTIAL | M | 16.40 | 1' - 7" | 2' - 9" | 4.3 |
| RESIDENTIAL | P | 16.41 | 1' - 5" | 11' - 0" | 15.2 |
| RESIDENTIAL | P | 16.42 | 1' - 0" | 6' - 3" | 6.3 |
| RESIDENTIAL | P | 16.43 | 0' - 9" | 7' - 3" | 5.6 |
| RESIDENTIAL | P | 16.44 | 1' - 6" | 10' - 0" | 15.0 |
| RESIDENTIAL | P | 16.45 | 0' - 11" | 5' - 5" | 5.0 |
| RESIDENTIAL | P | 16.46 | 1' - 1" | 5' - 7" | 6.2 |
| RESIDENTIAL | P | 16.47 | 0' - 7" | 4' - 10" | 2.8 |
| RESIDENTIAL | P | 16.48 | 1' - 1" | 7' - 2" | 7.8 |
| RESIDENTIAL | P | 16.49 | 1' - 8" | 2' - 11" | 5.0 |
| RESIDENTIAL | P | 16.50 | 1' - 0" | 5' - 11" | 6.0 |
| RESIDENTIAL | P | 16.51 | 0' - 9" | 6' - 4" | 4.7 |
| RESIDENTIAL | P | 16.52 | 1' - 6" | 2' - 11" | 4.4 |
| RESIDENTIAL | P | 16.53 | 1' - 0" | 6' - 1" | 6.0 |
| RESIDENTIAL | P | 16.54 | 1' - 3" | 11' - 5" | 14.7 |
| RESIDENTIAL | P | 16.55 | 1' - 0" | 5' - 10" | 5.8 |
| RESIDENTIAL | P | 16.56 | 1' - 1" | 6' - 2" | 6.5 |
| RESIDENTIAL | M | 16.57 | 2' - 8" | 3' - 1" | 8.2 |
| RESIDENTIAL | M | 16.58 | 4' - 8" | 4' - 11" | 23.0 |
| RESIDENTIAL | P | 16.59 | 1' - 1" | 5' - 2" | 5.4 |
| RESIDENTIAL | P | 16.60 | 1' - 0" | 7' - 2" | 7.2 |
| RESIDENTIAL | P | 16.61 | 1' - 5" | 3' - 11" | 5.5 |
| RESIDENTIAL | M | 16.62 | 0' - 11" | 3' - 4" | 3.1 |
| RESIDENTIAL | P | 16.63 | 0' - 10" | 5' - 2" | 4.2 |
| RESIDENTIAL | M | 16.64 | 1' - 3" | 1' - 9" | 2.2 |
| RESIDENTIAL | P | 16.65 | 0' - 9" | 3' - 3" | 2.4 |
| RESIDENTIAL | P | 16.66 | 0' - 4" | 2' - 3" | 0.8 |
| RESIDENTIAL | P | 16.67 | 0' - 8" | 3' - 1" | 2.0 |
| RESIDENTIAL | M | 16.68 | 0' - 9" | 1' - 2" | 0.8 |
| RESIDENTIAL | E | 16.69 | 1' - 5" | 4' - 3" | 6.1 |
| RESIDENTIAL | M | 16.70 | 2' - 2" | 4' - 10" | 10.4 |
| RESIDENTIAL | P | 16.71 | 1' - 9" | 3' - 5" | 6.0 |
| RESIDENTIAL | P | 16.72 | 3' - 3" | 6' - 9" | 22.2 |
| RESIDENTIAL | M | 16.73 | 2' - 3" | 3' - 3" | 7.4 |
| | SUBTOTAL | | | | 705.4 |

## 16TH FLOOR AREA CALCULATIONS
ZONE C5-3 MID

| USE | No. | *GFA | *DEDUCTIONS | *ZFA (SF) |
|---|---|---|---|---|
| RESIDENTIAL | | 4,239 | 286 | 3,953 |
| TOTAL | | 4,239 | 286 | 3,953 |

## 16TH FLOOR DEDUCTIONS
ZONE C5-3 MID

| USE | TYPE | No. | LENGTH | WIDTH | AREA (SF) |
|---|---|---|---|---|---|
| RESIDENTIAL | ST | 16.74 | 0' - 8" | 7' - 2" | 4.8 |
| RESIDENTIAL | ST | 16.75 | 0' - 8" | 1' - 6" | 1.0 |
| RESIDENTIAL | ST | 16.76 | 0' - 8" | 1' - 6" | 1.0 |
| RESIDENTIAL | M | 16.77 | 2' - 7" | 3' - 4" | 8.7 |
| RESIDENTIAL | M | 16.78 | 1' - 4" | 3' - 1" | 4.1 |
| RESIDENTIAL | M | 16.79 | 3' - 3" | 4' - 8" | 15.2 |
| RESIDENTIAL | M | 16.80 | 0' - 3" | 1' - 2" | 0.3 |
| RESIDENTIAL | M | 16.81 | 4' - 7" | 5' - 4" | 24.4 |
| RESIDENTIAL | M | 16.82 | 1' - 1" | 3' - 2" | 3.4 |
| RESIDENTIAL | M | 16.83 | 1' - 0" | 3' - 5" | 3.4 |
| RESIDENTIAL | M | 16.84 | 5' - 0" | 6' - 7" | 32.7 |
| RESIDENTIAL | M | 16.85 | 2' - 2" | 8' - 6" | 18.4 |
| RESIDENTIAL | M | 16.86 | 1' - 7" | 2' - 8" | 4.3 |
| RESIDENTIAL | P | 16.87 | 0' - 10" | 3' - 2" | 2.7 |
| RESIDENTIAL | P | 16.88 | 1' - 0" | 7' - 5" | 7.4 |
| RESIDENTIAL | P | 16.89 | 1' - 6" | 2' - 11" | 4.3 |
| RESIDENTIAL | P | 16.90 | 1' - 5" | 2' - 11" | 4.3 |
| RESIDENTIAL | P | 16.91 | 1' - 0" | 6' - 3" | 6.3 |
| RESIDENTIAL | P | 16.92 | 0' - 7" | 3' - 4" | 1.8 |
| RESIDENTIAL | P | 16.93 | 1' - 2" | 4' - 4" | 4.9 |
| RESIDENTIAL | P | 16.94 | 1' - 1" | 5' - 9" | 6.4 |
| RESIDENTIAL | P | 16.95 | 1' - 1" | 6' - 4" | 6.7 |
| RESIDENTIAL | M | 16.96 | 4' - 7" | 4' - 10" | 22.1 |
| RESIDENTIAL | M | 16.97 | 4' - 10" | 4' - 11" | 23.8 |
| RESIDENTIAL | P | 16.98 | 1' - 3" | 2' - 11" | 3.6 |
| RESIDENTIAL | P | 16.99 | 1' - 2" | 3' - 7" | 4.1 |
| RESIDENTIAL | M | 16.100 | 0' - 6" | 1' - 2" | 0.6 |
| RESIDENTIAL | M | 16.101 | 2' - 2" | 3' - 1" | 6.6 |
| RESIDENTIAL | M | 16.102 | 1' - 2" | 3' - 2" | 3.7 |
| RESIDENTIAL | M | 16.103 | 1' - 0" | 3' - 3" | 3.2 |
| RESIDENTIAL | P | 16.104 | 1' - 0" | 6' - 7" | 6.6 |
| RESIDENTIAL | P | 16.105 | 1' - 2" | 6' - 11" | 8.0 |
| | SUBTOTAL | | | | |

## 16TH FLOOR AREA CALCULATIONS
ZONE C5-1 AND C5-3 MID

| USE | *GFA | *DEDUCTIONS | *ZFA (SF) |
|---|---|---|---|
| RESIDENTIAL | 13,626 | 991 | 12,635 |
| TOTAL | 13,626 | 991 | 12,635 |

## 16TH FLOOR DEDUCTIONS
ZONE C5-3 MID

| USE | TYPE | No. | LENGTH | WIDTH | AREA (SF) |
|---|---|---|---|---|---|
| RESIDENTIAL | P | 16.106 | 1' - 0" | 6' - 6" | 6.5 |
| RESIDENTIAL | M | 16.107 | 1' - 7" | 4' - 1" | 6.3 |
| RESIDENTIAL | M | 16.108 | 1' - 10" | 2' - 1" | 3.8 |
| RESIDENTIAL | M | 16.109 | 3' - 5" | 4' - 7" | 15.6 |
| RESIDENTIAL | P | 16.110 | 1' - 4" | 3' - 9" | 4.8 |
| | SUBTOTAL | | | | 285.8 |

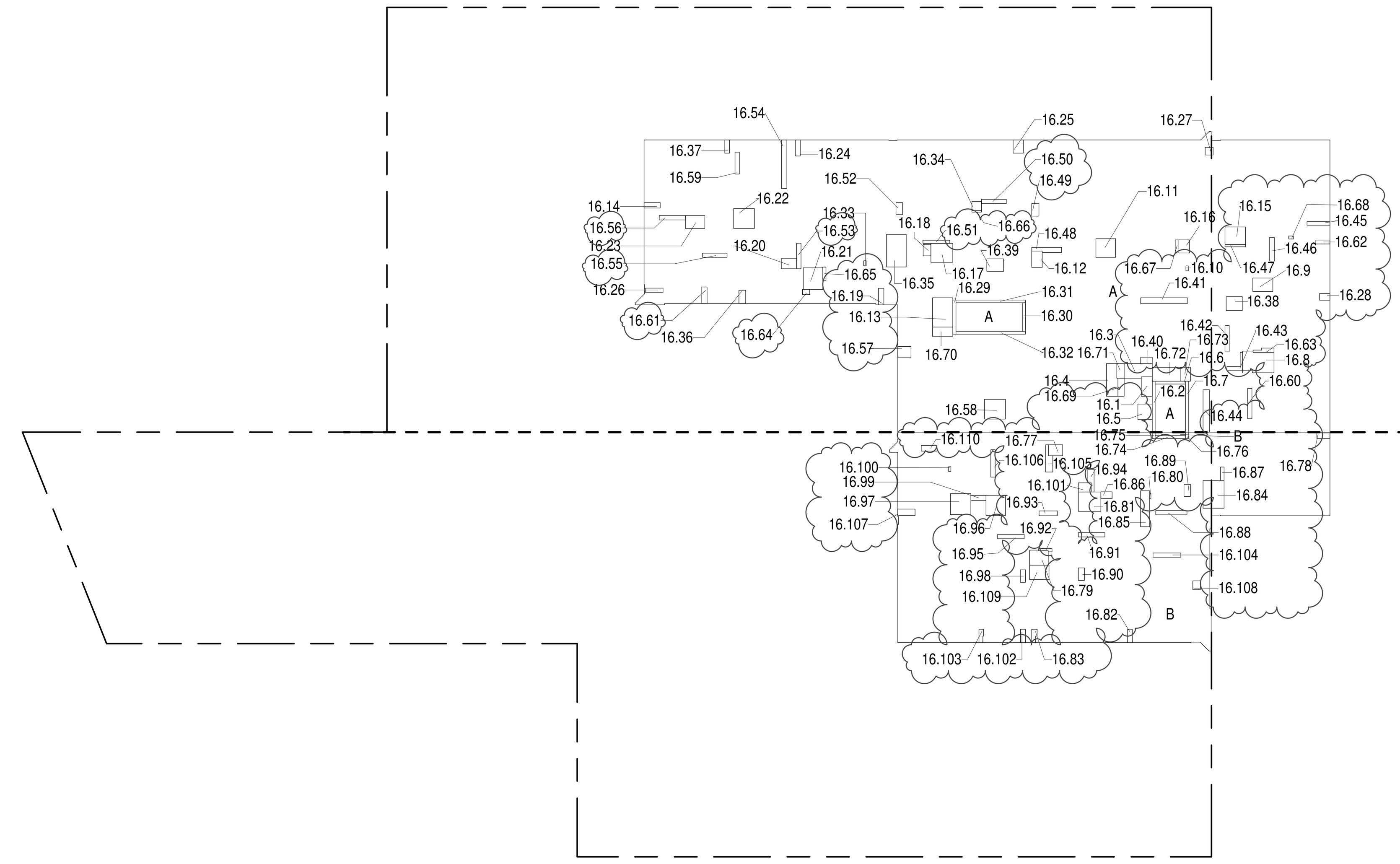


**16TH FLOOR (MFD:35TH FLOOR) GROSS FLOOR AREA PLAN AND DEDUCTIONS** (1)
3/64" = 1'-0"

## 17TH FLOOR AREA CALCULATIONS
ZONE C5-1

| USE | No. | *GFA | *DEDUCTIONS | *ZFA (SF) |
|---|---|---|---|---|
| RESIDENTIAL | | 9,387 | 705 | 8,681 |
| TOTAL | | 9,387 | 705 | 8,681 |

## 17TH FLOOR DEDUCTIONS
ZONE C5-1

| USE | TYPE | No. | LENGTH | WIDTH | AREA (SF) |
|---|---|---|---|---|---|
| RESIDENTIAL | E | 17.1 | 2' - 7" | 4' - 7" | 11.9 |
| RESIDENTIAL | ST | 17.2 | 0' - 8" | 12' - 1" | 8.0 |
| RESIDENTIAL | M | 17.3 | 3' - 2" | 6' - 11" | 22.0 |
| RESIDENTIAL | M | 17.4 | 2' - 7" | 7' - 11" | 20.1 |
| RESIDENTIAL | M | 17.5 | 3' - 5" | 3' - 8" | 12.5 |
| RESIDENTIAL | ST | 17.6 | 0' - 8" | 7' - 2" | 4.8 |
| RESIDENTIAL | ST | 17.7 | 0' - 8" | 12' - 1" | 8.0 |
| RESIDENTIAL | M | 17.8 | 4' - 3" | 8' - 3" | 35.2 |
| RESIDENTIAL | M | 17.9 | 3' - 2" | 4' - 9" | 15.0 |
| RESIDENTIAL | M | 17.10 | 0' - 7" | 1' - 2" | 0.6 |
| RESIDENTIAL | M | 17.11 | 4' - 5" | 4' - 8" | 20.6 |
| RESIDENTIAL | M | 17.12 | 2' - 6" | 3' - 11" | 9.7 |
| RESIDENTIAL | E | 17.13 | 4' - 10" | 6' - 11" | 33.4 |
| RESIDENTIAL | M | 17.14 | 1' - 3" | 3' - 10" | 4.8 |
| RESIDENTIAL | M | 17.15 | 4' - 2" | 4' - 10" | 20.0 |
| RESIDENTIAL | M | 17.16 | 2' - 9" | 3' - 1" | 8.4 |
| RESIDENTIAL | M | 17.17 | 4' - 6" | 5' - 2" | 23.3 |
| RESIDENTIAL | M | 17.18 | 1' - 10" | 2' - 8" | 4.9 |
| RESIDENTIAL | M | 17.19 | 1' - 3" | 3' - 11" | 4.9 |
| RESIDENTIAL | M | 17.20 | 2' - 5" | 3' - 8" | 8.7 |
| RESIDENTIAL | M | 17.21 | 4' - 8" | 5' - 1" | 23.4 |
| RESIDENTIAL | M | 17.22 | 4' - 8" | 4' - 11" | 23.0 |
| RESIDENTIAL | M | 17.23 | 3' - 1" | 4' - 7" | 13.9 |
| RESIDENTIAL | M | 17.24 | 1' - 1" | 3' - 10" | 4.2 |
| RESIDENTIAL | M | 17.25 | 2' - 5" | 3' - 1" | 7.5 |
| RESIDENTIAL | M | 17.26 | 1' - 1" | 4' - 2" | 4.5 |
| RESIDENTIAL | M | 17.27 | 1' - 10" | 1' - 10" | 3.4 |
| RESIDENTIAL | M | 17.28 | 1' - 7" | 2' - 5" | 3.9 |
| RESIDENTIAL | ST | 17.29 | 0' - 9" | 8' - 1" | 5.9 |
| RESIDENTIAL | ST | 17.30 | 0' - 8" | 6' - 9" | 4.5 |
| RESIDENTIAL | ST | 17.31 | 0' - 8" | 16' - 5" | 11.0 |
| RESIDENTIAL | ST | 17.32 | 0' - 8" | 16' - 5" | 11.0 |
| RESIDENTIAL | M | 17.33 | 0' - 7" | 1' - 2" | 0.7 |
| RESIDENTIAL | M | 17.34 | 2' - 2" | 2' - 3" | 5.0 |
| RESIDENTIAL | M | 17.35 | 4' - 8" | 7' - 8" | 35.7 |
| | SUBTOTAL | | | | |

## 17TH FLOOR DEDUCTIONS
ZONE C5-1

| USE | TYPE | No. | LENGTH | WIDTH | AREA (SF) |
|---|---|---|---|---|---|
| RESIDENTIAL | M | 17.36 | 1' - 7" | 3' - 1" | 5.0 |
| RESIDENTIAL | M | 17.37 | 1' - 1" | 3' - 2" | 3.4 |
| RESIDENTIAL | M | 17.38 | 3' - 3" | 3' - 10" | 12.5 |
| RESIDENTIAL | M | 17.39 | 3' - 0" | 4' - 0" | 11.8 |
| RESIDENTIAL | M | 17.40 | 1' - 7" | 2' - 9" | 4.3 |
| RESIDENTIAL | P | 17.41 | 1' - 5" | 11' - 0" | 15.2 |
| RESIDENTIAL | P | 17.42 | 1' - 0" | 6' - 3" | 6.3 |
| RESIDENTIAL | P | 17.43 | 0' - 9" | 7' - 3" | 5.6 |
| RESIDENTIAL | P | 17.44 | 1' - 6" | 10' - 0" | 15.0 |
| RESIDENTIAL | P | 17.45 | 0' - 11" | 5' - 5" | 5.0 |
| RESIDENTIAL | P | 17.46 | 1' - 1" | 5' - 7" | 6.2 |
| RESIDENTIAL | P | 17.47 | 0' - 7" | 4' - 10" | 2.8 |
| RESIDENTIAL | P | 17.48 | 1' - 1" | 7' - 2" | 7.8 |
| RESIDENTIAL | P | 17.49 | 1' - 8" | 2' - 11" | 5.0 |
| RESIDENTIAL | P | 17.50 | 1' - 0" | 5' - 11" | 6.0 |
| RESIDENTIAL | P | 17.51 | 0' - 9" | 6' - 4" | 4.7 |
| RESIDENTIAL | P | 17.52 | 1' - 6" | 2' - 11" | 4.4 |
| RESIDENTIAL | P | 17.53 | 1' - 0" | 6' - 1" | 6.0 |
| RESIDENTIAL | P | 17.54 | 1' - 3" | 11' - 5" | 14.7 |
| RESIDENTIAL | P | 17.55 | 1' - 0" | 5' - 10" | 5.8 |
| RESIDENTIAL | P | 17.56 | 1' - 1" | 6' - 2" | 6.5 |
| RESIDENTIAL | M | 17.57 | 2' - 8" | 3' - 1" | 8.2 |
| RESIDENTIAL | M | 17.58 | 4' - 8" | 4' - 11" | 23.0 |
| RESIDENTIAL | P | 17.59 | 1' - 1" | 5' - 2" | 5.4 |
| RESIDENTIAL | P | 17.60 | 1' - 0" | 7' - 2" | 7.2 |
| RESIDENTIAL | P | 17.61 | 1' - 5" | 3' - 11" | 5.5 |
| RESIDENTIAL | M | 17.62 | 0' - 11" | 3' - 4" | 3.1 |
| RESIDENTIAL | P | 17.63 | 0' - 10" | 5' - 2" | 4.2 |
| RESIDENTIAL | M | 17.64 | 1' - 3" | 1' - 9" | 2.2 |
| RESIDENTIAL | P | 17.65 | 0' - 9" | 3' - 3" | 2.4 |
| RESIDENTIAL | P | 17.66 | 0' - 4" | 2' - 3" | 0.8 |
| RESIDENTIAL | P | 17.67 | 0' - 8" | 3' - 1" | 2.0 |
| RESIDENTIAL | M | 17.68 | 0' - 9" | 1' - 2" | 0.8 |
| RESIDENTIAL | E | 17.69 | 1' - 5" | 4' - 3" | 6.1 |
| RESIDENTIAL | M | 17.70 | 2' - 2" | 4' - 10" | 10.4 |
| RESIDENTIAL | P | 17.71 | 1' - 9" | 3' - 5" | 6.0 |
| RESIDENTIAL | P | 17.72 | 3' - 3" | 6' - 9" | 22.2 |
| RESIDENTIAL | M | 17.73 | 2' - 3" | 3' - 3" | 7.4 |
| | SUBTOTAL | | | | 705.4 |

## 17TH FLOOR AREA CALCULATIONS
ZONE C5-3 MID

| USE | No. | *GFA | *DEDUCTIONS | *ZFA (SF) |
|---|---|---|---|---|
| RESIDENTIAL | | 4,239 | 279 | 3,960 |
| TOTAL | | 4,239 | 279 | 3,960 |

## 17TH FLOOR DEDUCTIONS
ZONE C5-3 MID

| USE | TYPE | No. | LENGTH | WIDTH | AREA (SF) |
|---|---|---|---|---|---|
| RESIDENTIAL | M | 17.74 | 2' - 6" | 3' - 3" | 8.2 |
| RESIDENTIAL | M | 17.75 | 3' - 2" | 3' - 5" | 10.7 |
| RESIDENTIAL | M | 17.76 | 0' - 3" | 1' - 2" | 0.3 |
| RESIDENTIAL | M | 17.77 | 4' - 5" | 5' - 1" | 22.5 |
| RESIDENTIAL | M | 17.78 | 1' - 1" | 3' - 2" | 3.4 |
| RESIDENTIAL | M | 17.79 | 1' - 2" | 1' - 7" | 1.8 |
| RESIDENTIAL | M | 17.80 | 1' - 9" | 2' - 5" | 4.2 |
| RESIDENTIAL | M | 17.81 | 2' - 2" | 8' - 8" | 18.8 |
| RESIDENTIAL | M | 17.82 | 1' - 7" | 2' - 2" | 3.5 |
| RESIDENTIAL | P | 17.83 | 0' - 10" | 3' - 2" | 2.7 |
| RESIDENTIAL | P | 17.84 | 1' - 0" | 7' - 5" | 7.2 |
| RESIDENTIAL | P | 17.85 | 1' - 0" | 2' - 11" | 2.9 |
| RESIDENTIAL | P | 17.86 | 1' - 3" | 2' - 11" | 3.8 |
| RESIDENTIAL | P | 17.87 | 1' - 1" | 5' - 6" | 5.8 |
| RESIDENTIAL | P | 17.88 | 0' - 11" | 3' - 10" | 3.4 |
| RESIDENTIAL | P | 17.89 | 1' - 2" | 4' - 8" | 5.3 |
| RESIDENTIAL | P | 17.90 | 1' - 0" | 4' - 11" | 4.9 |
| RESIDENTIAL | M | 17.91 | 2' - 4" | 3' - 0" | 6.9 |
| RESIDENTIAL | P | 17.92 | 1' - 0" | 7' - 0" | 7.0 |
| RESIDENTIAL | P | 17.93 | 1' - 4" | 6' - 6" | 8.6 |
| RESIDENTIAL | M | 17.94 | 1' - 5" | 1' - 10" | 2.6 |
| RESIDENTIAL | M | 17.95 | 3' - 10" | 5' - 1" | 19.4 |
| RESIDENTIAL | M | 17.96 | 4' - 2" | 5' - 0" | 20.8 |
| RESIDENTIAL | M | 17.97 | 2' - 5" | 3' - 3" | 7.7 |
| RESIDENTIAL | ST | 17.98 | 0' - 8" | 7' - 2" | 4.8 |
| RESIDENTIAL | ST | 17.99 | 0' - 8" | 1' - 6" | 1.0 |
| RESIDENTIAL | ST | 17.100 | 0' - 8" | 1' - 6" | 1.0 |
| RESIDENTIAL | M | 17.101 | 1' - 4" | 3' - 1" | 4.1 |
| RESIDENTIAL | P | 17.102 | 1' - 1" | 6' - 4" | 6.7 |
| RESIDENTIAL | M | 17.103 | 4' - 7" | 4' - 10" | 22.1 |
| RESIDENTIAL | M | 17.104 | 4' - 10" | 5' - 0" | 24.1 |
| RESIDENTIAL | P | 17.105 | 1' - 3" | 2' - 11" | 3.6 |
| RESIDENTIAL | P | 17.106 | 1' - 2" | 3' - 7" | 4.1 |
| RESIDENTIAL | M | 17.107 | 0' - 6" | 1' - 2" | 0.6 |
| | SUBTOTAL | | | | |

## 17TH FLOOR AREA CALCULATIONS
ZONE C5-1 AND C5-3 MID

| USE | *GFA | *DEDUCTIONS | *ZFA (SF) |
|---|---|---|---|
| RESIDENTIAL | 13,626 | 984 | 12,642 |
| TOTAL | 13,626 | 984 | 12,642 |

## 17TH FLOOR DEDUCTIONS
ZONE C5-3 MID

| USE | TYPE | No. | LENGTH | WIDTH | AREA (SF) |
|---|---|---|---|---|---|
| RESIDENTIAL | M | 17.108 | 1' - 2" | 3' - 2" | 3.7 |
| RESIDENTIAL | M | 17.109 | 1' - 0" | 3' - 3" | 3.2 |
| RESIDENTIAL | P | 17.110 | 1' - 0" | 6' - 6" | 6.5 |
| RESIDENTIAL | M | 17.111 | 1' - 7" | 4' - 1" | 6.3 |
| RESIDENTIAL | P | 17.112 | 1' - 4" | 3' - 9" | 4.8 |
| | SUBTOTAL | | | | 279.1 |

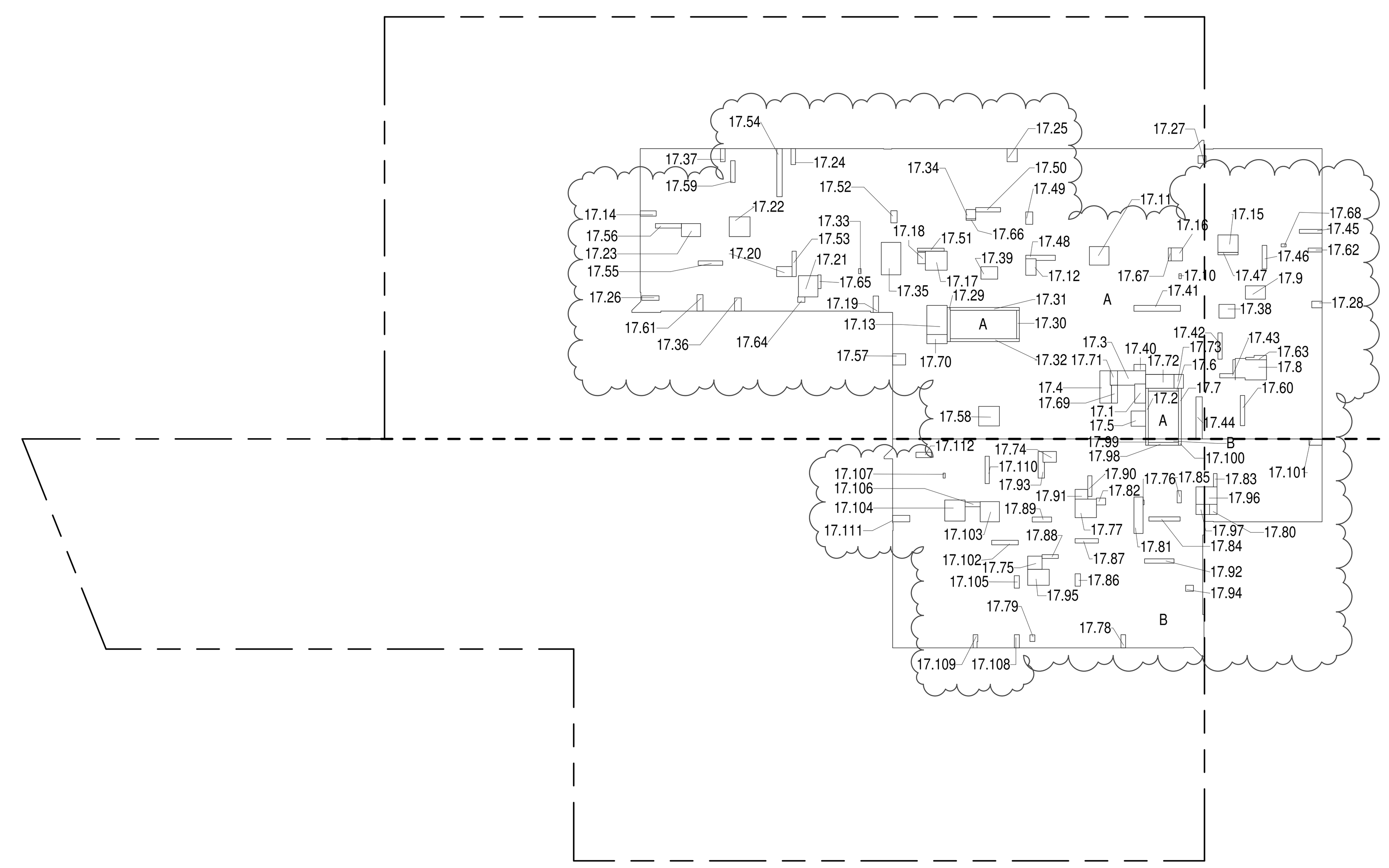


**17TH FLOOR (MFD:36TH FLOOR) GROSS FLOOR AREA PLAN AND DEDUCTIONS** (2)
3/64" = 1'-0"

## 18TH FLOOR AREA CALCULATIONS
ZONE C5-1

| USE | No. | *GFA | *DEDUCTIONS | *ZFA (SF) |
|---|---|---|---|---|
| RESIDENTIAL | | 9,387 | 705 | 8,681 |
| TOTAL | | 9,387 | 705 | 8,681 |

## 18TH FLOOR DEDUCTIONS
ZONE C5-1

| USE | TYPE | No. | LENGTH | WIDTH | AREA (SF) |
|---|---|---|---|---|---|
| RESIDENTIAL | E | 18.1 | 2' - 7" | 4' - 7" | 11.9 |
| RESIDENTIAL | ST | 18.2 | 0' - 8" | 12' - 1" | 8.0 |
| RESIDENTIAL | M | 18.3 | 3' - 2" | 6' - 11" | 22.0 |
| RESIDENTIAL | M | 18.4 | 2' - 7" | 7' - 11" | 20.1 |
| RESIDENTIAL | M | 18.5 | 3' - 5" | 3' - 8" | 12.5 |
| RESIDENTIAL | ST | 18.6 | 0' - 8" | 7' - 2" | 4.8 |
| RESIDENTIAL | ST | 18.7 | 0' - 8" | 12' - 1" | 8.0 |
| RESIDENTIAL | M | 18.8 | 4' - 3" | 8' - 3" | 35.2 |
| RESIDENTIAL | M | 18.9 | 3' - 2" | 4' - 9" | 15.0 |
| RESIDENTIAL | M | 18.10 | 0' - 7" | 1' - 2" | 0.6 |
| RESIDENTIAL | M | 18.11 | 4' - 5" | 4' - 8" | 20.6 |
| RESIDENTIAL | M | 18.12 | 2' - 6" | 3' - 11" | 9.7 |
| RESIDENTIAL | E | 18.13 | 4' - 10" | 6' - 11" | 33.4 |
| RESIDENTIAL | M | 18.14 | 1' - 3" | 3' - 10" | 4.8 |
| RESIDENTIAL | M | 18.15 | 4' - 2" | 4' - 10" | 20.0 |
| RESIDENTIAL | M | 18.16 | 2' - 9" | 3' - 1" | 8.4 |
| RESIDENTIAL | M | 18.17 | 4' - 6" | 5' - 2" | 23.3 |
| RESIDENTIAL | M | 18.18 | 1' - 10" | 2' - 8" | 4.9 |
| RESIDENTIAL | M | 18.19 | 1' - 3" | 3' - 11" | 4.9 |
| RESIDENTIAL | M | 18.20 | 2' - 5" | 3' - 8" | 8.7 |
| RESIDENTIAL | M | 18.21 | 4' - 8" | 5' - 1" | 23.4 |
| RESIDENTIAL | M | 18.22 | 4' - 8" | 4' - 11" | 23.0 |
| RESIDENTIAL | M | 18.23 | 3' - 1" | 4' - 7" | 13.9 |
| RESIDENTIAL | M | 18.24 | 1' - 1" | 3' - 10" | 4.2 |
| RESIDENTIAL | M | 18.25 | 2' - 5" | 3' - 1" | 7.5 |
| RESIDENTIAL | M | 18.26 | 1' - 1" | 4' - 2" | 4.5 |
| RESIDENTIAL | M | 18.27 | 1' - 10" | 1' - 10" | 3.4 |
| RESIDENTIAL | M | 18.28 | 1' - 7" | 2' - 5" | 3.9 |
| RESIDENTIAL | ST | 18.29 | 0' - 9" | 8' - 1" | 5.9 |
| RESIDENTIAL | ST | 18.30 | 0' - 8" | 6' - 9" | 4.5 |
| RESIDENTIAL | ST | 18.31 | 0' - 8" | 16' - 5" | 11.0 |
| RESIDENTIAL | ST | 18.32 | 0' - 8" | 16' - 5" | 11.0 |
| RESIDENTIAL | M | 18.33 | 0' - 7" | 1' - 2" | 0.7 |
| RESIDENTIAL | M | 18.34 | 2' - 2" | 2' - 3" | 5.0 |
| RESIDENTIAL | M | 18.35 | 4' - 8" | 7' - 8" | 35.7 |
| | SUBTOTAL | | | | |

## 18TH FLOOR DEDUCTIONS
ZONE C5-1

| USE | TYPE | No. | LENGTH | WIDTH | AREA (SF) |
|---|---|---|---|---|---|
| RESIDENTIAL | M | 18.36 | 1' - 7" | 3' - 1" | 5.0 |
| RESIDENTIAL | M | 18.37 | 1' - 1" | 3' - 2" | 3.4 |
| RESIDENTIAL | M | 18.38 | 3' - 3" | 3' - 10" | 12.5 |
| RESIDENTIAL | M | 18.39 | 3' - 0" | 4' - 0" | 11.8 |
| RESIDENTIAL | M | 18.40 | 1' - 7" | 2' - 9" | 4.3 |
| RESIDENTIAL | P | 18.41 | 1' - 5" | 11' - 0" | 15.2 |
| RESIDENTIAL | P | 18.42 | 1' - 0" | 6' - 3" | 6.3 |
| RESIDENTIAL | P | 18.43 | 0' - 9" | 7' - 3" | 5.6 |
| RESIDENTIAL | P | 18.44 | 1' - 6" | 10' - 0" | 15.0 |
| RESIDENTIAL | P | 18.45 | 0' - 11" | 5' - 5" | 5.0 |
| RESIDENTIAL | P | 18.46 | 1' - 1" | 5' - 7" | 6.2 |
| RESIDENTIAL | P | 18.47 | 0' - 7" | 4' - 10" | 2.8 |
| RESIDENTIAL | P | 18.48 | 1' - 1" | 7' - 2" | 7.8 |
| RESIDENTIAL | P | 18.49 | 1' - 8" | 2' - 11" | 5.0 |
| RESIDENTIAL | P | 18.50 | 1' - 0" | 5' - 11" | 6.0 |
| RESIDENTIAL | P | 18.51 | 0' - 9" | 6' - 4" | 4.7 |
| RESIDENTIAL | P | 18.52 | 1' - 6" | 2' - 11" | 4.4 |
| RESIDENTIAL | P | 18.53 | 1' - 0" | 6' - 1" | 6.0 |
| RESIDENTIAL | P | 18.54 | 1' - 3" | 11' - 5" | 14.7 |
| RESIDENTIAL | P | 18.55 | 1' - 0" | 5' - 10" | 5.8 |
| RESIDENTIAL | P | 18.56 | 1' - 1" | 6' - 2" | 6.5 |
| RESIDENTIAL | M | 18.57 | 2' - 8" | 3' - 1" | 8.2 |
| RESIDENTIAL | M | 18.58 | 4' - 8" | 4' - 11" | 23.0 |
| RESIDENTIAL | P | 18.59 | 1' - 1" | 5' - 2" | 5.4 |
| RESIDENTIAL | P | 18.60 | 1' - 0" | 7' - 2" | 7.2 |
| RESIDENTIAL | P | 18.61 | 1' - 5" | 3' - 11" | 5.5 |
| RESIDENTIAL | M | 18.62 | 0' - 11" | 3' - 4" | 3.1 |
| RESIDENTIAL | P | 18.63 | 0' - 10" | 5' - 2" | 4.2 |
| RESIDENTIAL | M | 18.64 | 1' - 3" | 1' - 9" | 2.2 |
| RESIDENTIAL | P | 18.65 | 0' - 9" | 3' - 3" | 2.4 |
| RESIDENTIAL | P | 18.66 | 0' - 4" | 2' - 3" | 0.8 |
| RESIDENTIAL | P | 18.67 | 0' - 8" | 3' - 1" | 2.0 |
| RESIDENTIAL | M | 18.68 | 0' - 9" | 1' - 2" | 0.8 |
| RESIDENTIAL | E | 18.69 | 1' - 5" | 4' - 3" | 6.1 |
| RESIDENTIAL | M | 18.70 | 2' - 2" | 4' - 10" | 10.4 |
| RESIDENTIAL | P | 18.71 | 1' - 9" | 3' - 5" | 6.0 |
| RESIDENTIAL | P | 18.72 | 3' - 3" | 6' - 9" | 22.2 |
| RESIDENTIAL | M | 18.73 | 2' - 3" | 3' - 3" | 7.4 |
| | SUBTOTAL | | | | 705.4 |

## 18TH FLOOR AREA CALCULATIONS
ZONE C5-3 MID

| USE | No. | *GFA | *DEDUCTIONS | *ZFA (SF) |
|---|---|---|---|---|
| RESIDENTIAL | | 4,239 | 280 | 3,960 |
| TOTAL | | 4,239 | 280 | 3,960 |

## 18TH FLOOR DEDUCTIONS
ZONE C5-3 MID

| USE | TYPE | No. | LENGTH | WIDTH | AREA (SF) |
|---|---|---|---|---|---|
| RESIDENTIAL | M | 18.74 | 2' - 6" | 3' - 3" | 8.2 |
| RESIDENTIAL | M | 18.75 | 3' - 2" | 3' - 5" | 10.7 |
| RESIDENTIAL | M | 18.76 | 0' - 3" | 1' - 2" | 0.3 |
| RESIDENTIAL | M | 18.77 | 4' - 5" | 5' - 1" | 22.5 |
| RESIDENTIAL | M | 18.78 | 1' - 1" | 3' - 2" | 3.4 |
| RESIDENTIAL | M | 18.79 | 1' - 2" | 1' - 7" | 1.8 |
| RESIDENTIAL | M | 18.80 | 1' - 9" | 2' - 5" | 4.2 |
| RESIDENTIAL | M | 18.81 | 2' - 2" | 8' - 8" | 18.8 |
| RESIDENTIAL | M | 18.82 | 1' - 7" | 2' - 2" | 3.5 |
| RESIDENTIAL | P | 18.83 | 0' - 10" | 3' - 2" | 2.7 |
| RESIDENTIAL | P | 18.84 | 1' - 0" | 7' - 5" | 7.2 |
| RESIDENTIAL | P | 18.85 | 1' - 0" | 2' - 11" | 2.9 |
| RESIDENTIAL | P | 18.86 | 1' - 3" | 2' - 11" | 3.8 |
| RESIDENTIAL | P | 18.87 | 1' - 1" | 5' - 6" | 5.8 |
| RESIDENTIAL | P | 18.88 | 1' - 0" | 3' - 10" | 3.8 |
| RESIDENTIAL | P | 18.89 | 1' - 2" | 4' - 8" | 5.3 |
| RESIDENTIAL | P | 18.90 | 1' - 0" | 4' - 11" | 4.9 |
| RESIDENTIAL | M | 18.91 | 2' - 4" | 3' - 0" | 6.9 |
| RESIDENTIAL | P | 18.92 | 1' - 0" | 7' - 0" | 7.0 |
| RESIDENTIAL | P | 18.93 | 1' - 4" | 6' - 6" | 8.6 |
| RESIDENTIAL | M | 18.94 | 1' - 5" | 1' - 10" | 2.6 |
| RESIDENTIAL | M | 18.95 | 3' - 10" | 5' - 1" | 19.4 |
| RESIDENTIAL | M | 18.96 | 4' - 2" | 5' - 0" | 20.8 |
| RESIDENTIAL | M | 18.97 | 2' - 5" | 3' - 3" | 7.7 |
| RESIDENTIAL | ST | 18.98 | 0' - 8" | 7' - 2" | 4.8 |
| RESIDENTIAL | ST | 18.99 | 0' - 8" | 1' - 6" | 1.0 |
| RESIDENTIAL | ST | 18.100 | 0' - 8" | 1' - 6" | 1.0 |
| RESIDENTIAL | M | 18.101 | 1' - 4" | 3' - 1" | 4.1 |
| RESIDENTIAL | P | 18.102 | 1' - 1" | 6' - 4" | 6.7 |
| RESIDENTIAL | M | 18.103 | 4' - 7" | 4' - 10" | 22.1 |
| RESIDENTIAL | M | 18.104 | 4' - 10" | 5' - 0" | 24.1 |
| RESIDENTIAL | P | 18.105 | 1' - 3" | 2' - 11" | 3.6 |
| RESIDENTIAL | P | 18.106 | 1' - 2" | 3' - 7" | 4.1 |
| RESIDENTIAL | M | 18.107 | 0' - 6" | 1' - 2" | 0.6 |
| RESIDENTIAL | M | 18.108 | 1' - 2" | 3' - 2" | 3.7 |
| | SUBTOTAL | | | | |

## 18TH FLOOR AREA CALCULATIONS
ZONE C5-1 AND C5-3 MID

| USE | *GFA | *DEDUCTIONS | *ZFA (SF) |
|---|---|---|---|
| RESIDENTIAL | 13,626 | 985 | 12,641 |
| TOTAL | 13,626 | 985 | 12,641 |

## 18TH FLOOR DEDUCTIONS
ZONE C5-3 MID

| USE | TYPE | No. | LENGTH | WIDTH | AREA (SF) |
|---|---|---|---|---|---|
| RESIDENTIAL | M | 18.109 | 1' - 0" | 3' - 3" | 3.2 |
| RESIDENTIAL | P | 18.110 | 1' - 0" | 6' - 6" | 6.5 |
| RESIDENTIAL | M | 18.111 | 1' - 7" | 4' - 1" | 6.3 |
| RESIDENTIAL | P | 18.112 | 1' - 4" | 3' - 9" | 4.8 |
| | SUBTOTAL | | | | 279.5 |

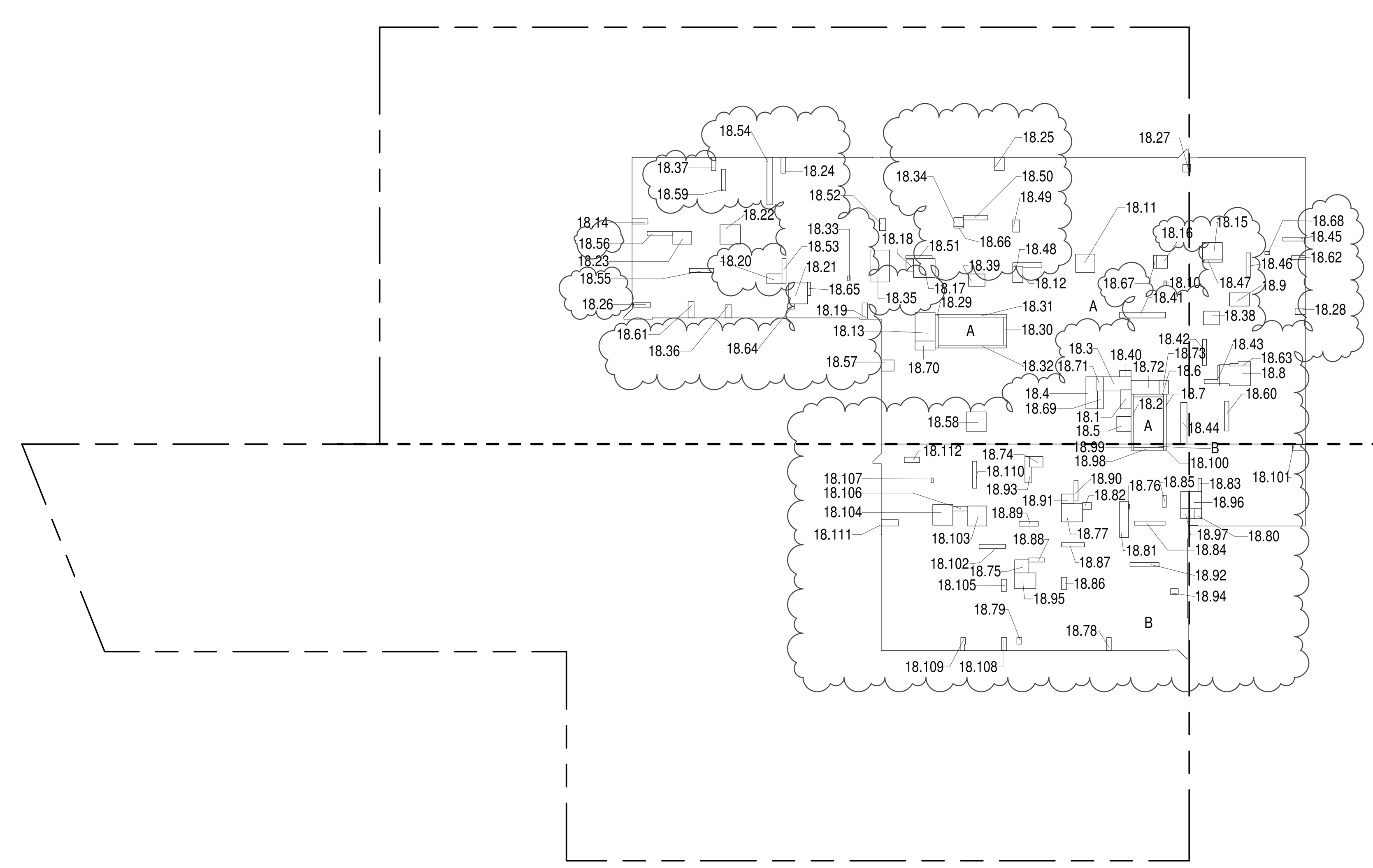


**18TH FLOOR (MFD:37TH FLOOR) GROSS FLOOR AREA PLAN AND DEDUCTIONS** (3)
3/64" = 1'-0"

ZONING AND DEDUCT LEGEND

- DEDUCTIONS
- M - MECHANICAL ROOM / RISER
- E - ELECTRICAL SHAFT / RISER
- P - PLUMBING RISER
- BG - BELOW GRADE
- O - OPENING TO BELOW
- L - LOADING BAYS
- ST - 44" RESI STAIR SHAFT (INCLUDING 8" PERIMETER)
- G - GAP FROM ADJACENT BUILDING
- DEVELOPMENT LOT LINE

* WHERE APPLICABLE, DOCUMENTED AND CALCULATED AREAS HAVE BEEN ROUNDED TO ITS NEXT SIGNIFICANT DIGIT.

** LENGTH AND WIDTH DIMENSIONS FOR COMPLEX SHAPES HAVE BEEN SIMPLIFIED TO ILLUSTRATE ONLY LARGEST OVERALL DIMENSION RESPECTIVELY. AREA DOCUMENTED IS THE EXACT AREA OF THE COMPLEX SHAPE

*** ELECTRICAL DEDUCTIONS ARE ONLY FOR ELECTRICAL RISERS. AND CLOSETS. NO DEDUCTIONS TAKEN FOR TELEPHONE CLOSETS

DEPT OF BLDGS 121328205 Job Number
ES215258932 Scan Code

KEY PLAN:

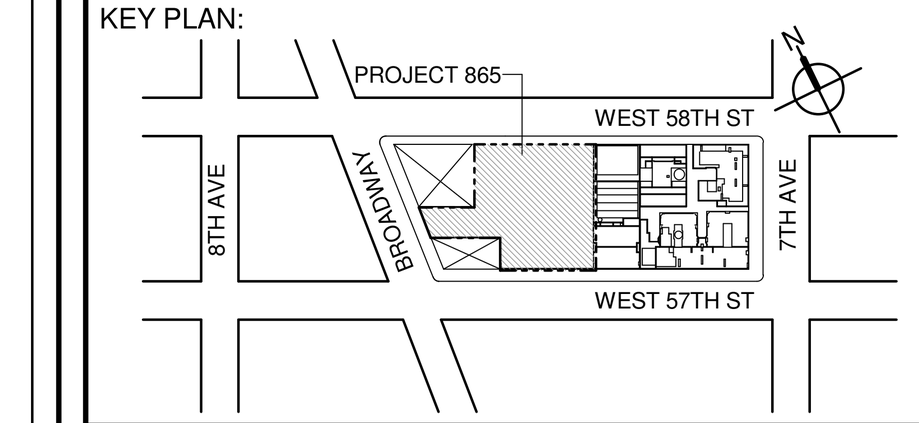


PROJECT NORTH | TRUE NORTH


DEVELOPER:
**EXTELL DEVELOPMENT COMPANY**
805 THIRD AVENUE, 7TH FLOOR
New York, NY 10022 USA
TEL: 212 712 6000 FAX: 212 712 6100

DESIGN ARCHITECT: Base Building Shell & Core
**ADRIAN SMITH + GORDON GILL ARCHITECTURE**
111 WEST MONROE STREET SUITE 2300
CHICAGO IL 60603
TEL: 312 920 1888 FAX: 312 920 1775

ARCHITECT OF RECORD: Base Building Shell & Core
**AAI ARCHITECTS, P.C.**
401 Wellington St. W., 3rd Floor
Toronto, ON M5V 1E7 Canada
TEL: 416 967 1500 FAX: 416 967 7150

STRUCTURAL ENGINEERS:
**WSP CANTOR SEINUK**
228 EAST 45th Street
New York, NY 10017 USA
TEL: 212 687 9888 FAX: 646 487 5501

MEP ENGINEERS:
**AKF GROUP**
1501 Broadway
New York, NY 10036 USA
TEL: 212 354 5656 FAX: 212 354 5668

GEOTECHNICAL ENGINEERS:
**Langan Engineering & Environmental Services**
21 Penn Plaza - 360 West 31st Street, 8th Floor
New York, NY 10001-2727
TEL: 212 479 5400 FAX: 212 479 5444

CODE CONSULTANTS:
**Construction Consulting Associates**
100 Church Street
New York, NY 10007
TEL: 212 385 1818 FAX: 212 385 1911

CURTAINWALL CONSULTANT:
**AJLP Consulting**
40 Worth Street. Suite 826
New York, NY 10013
TEL: 212 757 5659 FAX: 646 219 8508

LANDMARK/PRESERVATION CONSULTANT:
**Higgins Quasebarth & Partners LLC**
11 Hanover Square, 16th Floor
New York, NY 1005
TEL: 212 274 9468 FAX: 646 274 9380

LANDMARK/PRESERVATION CONSULTANT:
**Jan Hird Pokorny Associates, Inc.**
39 West 37th Street, 12A
New York, NY 10018
TEL: 212 759 6462 FAX: 212 759 6540


| No. | DESCRIPTION: | DATE: |
|---|---|---|
| 1 | D.O.B. SUBMISSION | 05 DEC 14 |
| 2 | D.O.B. SUBMISSION | 18 FEB 15 |
| | D.O.B. SUBMISSION | 27 APR 14 |
| | D.O.B. AMENDMENT 2 | 21 SEP 15 |
| | D.O.B. AMENDMENT 3 | 03 OCT 16 |

0 10' - 8" 21' - 4" 42' - 8"

**D.O.B. SUBMISSION**

Discrepancies must be reported immediately to the Architect before proceeding. Only figured dimensions are to be used. Contractors must check all dimensions on site. This drawing is protected by copyright.

ALL DIMENSIONS ARE SHOWN IN IMPERIAL.

CONSULTANT:
AAI ARCHITECTS, P.C.

PROJECT:
**217 WEST 57TH STREET**
NEW YORK, NY

DRAWING TITLE:
ZONING FLOOR AREA PLAN AND DEDUCTIONS
16TH, 17TH,18TH FLOOR

SEAL & SIGNATURE: REGISTERED ARCHITECT WIEPKE DAVID JANSEN No. 028881 STATE OF NEW YORK

| | |
|---|---|
| DATE: | 05 DEC 14 |
| PROJECT No: | 1216-00 |
| DRAWN: Author | REV: 2 |
| CHK: Checker | |
| SCALE: 3/64" = 1'-0" | |
| DWG No: | **Z-014.02** |
| DOB PAGE No: | 11 of 454 |

DOB EMPLOYEE STAMP: | DOB B-SCAN:

36" x 48" Arch E -SHEET SIZE

FILE NAME:
PLOT DATE: 10/14/2016 1:59:03 PM

36" x 48" Arch E -SHEET SIZE

DEPT OF BLDGS 121328205 Job Number

ES468317674 Scan Code

| 19TH FLOOR AREA CALCULATIONS | | | | |
|---|---|---|---|---|
| ZONE C5-1 | | | | |
| USE | No. | *GFA | *DEDUCTIONS | *ZFA (SF) |
| RESIDENTIAL | | 9,387 | 715 | 8,672 |
| TOTAL | | 9,387 | 715 | 8,672 |

| 19TH FLOOR DEDUCTIONS | | | | | |
|---|---|---|---|---|---|
| ZONE C5-1 | | | | | |
| USE | TYPE | No. | LENGTH | WIDTH | AREA (SF) |
| RESIDENTIAL | E | 19.1 | 2' - 7" | 4' - 7" | 11.9 |
| RESIDENTIAL | ST | 19.2 | 0' - 8" | 12' - 1" | 8.0 |
| RESIDENTIAL | M | 19.3 | 3' - 2" | 6' - 11" | 22.0 |
| RESIDENTIAL | M | 19.4 | 2' - 7" | 7' - 11" | 20.1 |
| RESIDENTIAL | M | 19.5 | 3' - 5" | 3' - 8" | 12.5 |
| RESIDENTIAL | ST | 19.6 | 0' - 8" | 7' - 2" | 4.8 |
| RESIDENTIAL | ST | 19.7 | 0' - 8" | 12' - 1" | 8.0 |
| RESIDENTIAL | M | 19.8 | 4' - 3" | 8' - 7" | 36.0 |
| RESIDENTIAL | M | 19.9 | 3' - 3" | 5' - 3" | 17.1 |
| RESIDENTIAL | M | 19.10 | 0' - 7" | 1' - 2" | 0.6 |
| RESIDENTIAL | M | 19.11 | 4' - 8" | 4' - 8" | 21.8 |
| RESIDENTIAL | M | 19.12 | 2' - 7" | 3' - 11" | 10.3 |
| RESIDENTIAL | E | 19.13 | 4' - 10" | 6' - 11" | 33.4 |
| RESIDENTIAL | M | 19.14 | 1' - 3" | 3' - 10" | 4.8 |
| RESIDENTIAL | M | 19.15 | 4' - 2" | 4' - 10" | 20.0 |
| RESIDENTIAL | M | 19.16 | 3' - 1" | 3' - 3" | 10.2 |
| RESIDENTIAL | M | 19.17 | 4' - 5" | 5' - 2" | 22.9 |
| RESIDENTIAL | M | 19.18 | 1' - 10" | 2' - 9" | 5.0 |
| RESIDENTIAL | M | 19.19 | 1' - 1" | 3' - 11" | 4.3 |
| RESIDENTIAL | M | 19.20 | 2' - 7" | 3' - 9" | 9.5 |
| RESIDENTIAL | M | 19.21 | 4' - 9" | 5' - 1" | 24.0 |
| RESIDENTIAL | M | 19.22 | 4' - 8" | 4' - 11" | 23.0 |
| RESIDENTIAL | M | 19.23 | 3' - 2" | 4' - 7" | 14.5 |
| RESIDENTIAL | M | 19.24 | 1' - 1" | 3' - 4" | 3.6 |
| RESIDENTIAL | M | 19.25 | 2' - 5" | 3' - 1" | 7.5 |
| RESIDENTIAL | M | 19.26 | 1' - 1" | 4' - 4" | 4.8 |
| RESIDENTIAL | M | 19.27 | 1' - 7" | 1' - 10" | 2.9 |
| RESIDENTIAL | M | 19.28 | 1' - 7" | 2' - 5" | 3.8 |
| RESIDENTIAL | ST | 19.29 | 0' - 9" | 8' - 1" | 5.9 |
| RESIDENTIAL | ST | 19.30 | 0' - 8" | 6' - 9" | 4.5 |
| RESIDENTIAL | ST | 19.31 | 0' - 8" | 16' - 5" | 11.0 |
| RESIDENTIAL | ST | 19.32 | 0' - 8" | 16' - 5" | 11.0 |
| RESIDENTIAL | M | 19.33 | 0' - 7" | 1' - 2" | 0.7 |
| RESIDENTIAL | M | 19.34 | 2' - 4" | 2' - 4" | 5.4 |
| RESIDENTIAL | M | 19.35 | 4' - 8" | 7' - 8" | 35.7 |
| | SUBTOTAL | | | | |

| 19TH FLOOR DEDUCTIONS | | | | | |
|---|---|---|---|---|---|
| ZONE C5-1 | | | | | |
| USE | TYPE | No. | LENGTH | WIDTH | AREA (SF) |
| RESIDENTIAL | M | 19.36 | 1' - 1" | 3' - 0" | 3.2 |
| RESIDENTIAL | M | 19.37 | 1' - 1" | 3' - 4" | 3.6 |
| RESIDENTIAL | M | 19.38 | 3' - 0" | 3' - 11" | 11.5 |
| RESIDENTIAL | M | 19.39 | 3' - 3" | 4' - 3" | 13.6 |
| RESIDENTIAL | M | 19.40 | 1' - 6" | 2' - 9" | 4.1 |
| RESIDENTIAL | P | 19.41 | 1' - 5" | 11' - 0" | 15.2 |
| RESIDENTIAL | P | 19.42 | 1' - 0" | 6' - 3" | 6.3 |
| RESIDENTIAL | P | 19.43 | 0' - 9" | 7' - 7" | 5.6 |
| RESIDENTIAL | P | 19.44 | 1' - 6" | 10' - 0" | 15.0 |
| RESIDENTIAL | P | 19.45 | 0' - 11" | 5' - 5" | 5.0 |
| RESIDENTIAL | P | 19.46 | 1' - 1" | 5' - 7" | 6.2 |
| RESIDENTIAL | P | 19.47 | 0' - 7" | 4' - 10" | 2.8 |
| RESIDENTIAL | P | 19.48 | 1' - 1" | 7' - 3" | 7.6 |
| RESIDENTIAL | P | 19.49 | 1' - 8" | 2' - 11" | 5.0 |
| RESIDENTIAL | P | 19.50 | 1' - 1" | 5' - 10" | 6.4 |
| RESIDENTIAL | P | 19.51 | 0' - 10" | 6' - 4" | 5.2 |
| RESIDENTIAL | P | 19.52 | 1' - 6" | 2' - 11" | 4.4 |
| RESIDENTIAL | P | 19.53 | 1' - 0" | 6' - 2" | 6.2 |
| RESIDENTIAL | P | 19.54 | 1' - 3" | 11' - 5" | 14.7 |
| RESIDENTIAL | P | 19.55 | 1' - 0" | 5' - 10" | 5.8 |
| RESIDENTIAL | P | 19.56 | 1' - 4" | 6' - 2" | 8.2 |
| RESIDENTIAL | M | 19.57 | 2' - 8" | 3' - 1" | 8.2 |
| RESIDENTIAL | M | 19.58 | 4' - 8" | 4' - 11" | 23.0 |
| RESIDENTIAL | P | 19.59 | 1' - 1" | 5' - 0" | 5.2 |
| RESIDENTIAL | P | 19.60 | 1' - 0" | 7' - 2" | 7.2 |
| RESIDENTIAL | P | 19.61 | 1' - 6" | 3' - 11" | 5.8 |
| RESIDENTIAL | M | 19.62 | 0' - 11" | 3' - 4" | 3.1 |
| RESIDENTIAL | P | 19.63 | 0' - 11" | 4' - 10" | 4.3 |
| RESIDENTIAL | M | 19.64 | 1' - 3" | 1' - 10" | 2.4 |
| RESIDENTIAL | P | 19.65 | 0' - 9" | 3' - 3" | 2.4 |
| RESIDENTIAL | P | 19.66 | 0' - 5" | 2' - 4" | 1.0 |
| RESIDENTIAL | P | 19.67 | 0' - 8" | 3' - 3" | 2.2 |
| RESIDENTIAL | M | 19.68 | 0' - 9" | 1' - 2" | 0.8 |
| RESIDENTIAL | E | 19.69 | 1' - 5" | 4' - 3" | 6.1 |
| RESIDENTIAL | M | 19.70 | 2' - 2" | 4' - 10" | 10.4 |
| RESIDENTIAL | P | 19.71 | 1' - 9" | 3' - 5" | 6.0 |
| RESIDENTIAL | P | 19.72 | 3' - 3" | 6' - 9" | 22.2 |
| RESIDENTIAL | M | 19.73 | 2' - 3" | 3' - 3" | 7.4 |
| | SUBTOTAL | | | | 714.9 |

| 19TH FLOOR AREA CALCULATIONS | | | | |
|---|---|---|---|---|
| ZONE C5-3 MID | | | | |
| USE | No. | *GFA | *DEDUCTIONS | *ZFA (SF) |
| RESIDENTIAL | | 4,239 | 288 | 3,951 |
| TOTAL | | 4,239 | 288 | 3,951 |

| 19TH FLOOR DEDUCTIONS | | | | | |
|---|---|---|---|---|---|
| ZONE C5-3 MID | | | | | |
| USE | TYPE | No. | LENGTH | WIDTH | AREA (SF) |
| RESIDENTIAL | M | 19.74 | 2' - 8" | 3' - 4" | 8.9 |
| RESIDENTIAL | M | 19.75 | 3' - 4" | 3' - 6" | 11.9 |
| RESIDENTIAL | M | 19.76 | 0' - 2" | 1' - 2" | 0.2 |
| RESIDENTIAL | M | 19.77 | 4' - 5" | 5' - 2" | 22.7 |
| RESIDENTIAL | M | 19.78 | 1' - 1" | 3' - 2" | 3.4 |
| RESIDENTIAL | M | 19.79 | 1' - 9" | 1' - 10" | 3.2 |
| RESIDENTIAL | M | 19.80 | 1' - 8" | 2' - 5" | 4.0 |
| RESIDENTIAL | M | 19.81 | 2' - 4" | 8' - 11" | 20.5 |
| RESIDENTIAL | M | 19.82 | 1' - 9" | 2' - 0" | 3.5 |
| RESIDENTIAL | P | 19.83 | 0' - 10" | 3' - 2" | 2.7 |
| RESIDENTIAL | P | 19.84 | 1' - 0" | 7' - 5" | 7.4 |
| RESIDENTIAL | P | 19.85 | 1' - 0" | 2' - 11" | 2.9 |
| RESIDENTIAL | P | 19.86 | 1' - 4" | 2' - 11" | 4.0 |
| RESIDENTIAL | P | 19.87 | 1' - 0" | 5' - 6" | 5.5 |
| RESIDENTIAL | P | 19.88 | 1' - 0" | 3' - 10" | 3.8 |
| RESIDENTIAL | P | 19.89 | 1' - 1" | 4' - 8" | 5.0 |
| RESIDENTIAL | P | 19.90 | 1' - 3" | 5' - 4" | 6.8 |
| RESIDENTIAL | M | 19.91 | 2' - 5" | 3' - 2" | 7.6 |
| RESIDENTIAL | P | 19.92 | 1' - 0" | 7' - 0" | 7.0 |
| RESIDENTIAL | P | 19.93 | 1' - 4" | 6' - 8" | 9.1 |
| RESIDENTIAL | M | 19.94 | 1' - 5" | 2' - 0" | 2.8 |
| RESIDENTIAL | M | 19.95 | 3' - 8" | 5' - 6" | 20.4 |
| RESIDENTIAL | M | 19.96 | 4' - 2" | 5' - 0" | 20.7 |
| RESIDENTIAL | M | 19.97 | 2' - 5" | 3' - 4" | 7.8 |
| RESIDENTIAL | ST | 19.98 | 0' - 8" | 7' - 2" | 4.8 |
| RESIDENTIAL | ST | 19.99 | 0' - 8" | 1' - 6" | 1.0 |
| RESIDENTIAL | ST | 19.100 | 0' - 8" | 1' - 6" | 1.0 |
| RESIDENTIAL | M | 19.101 | 1' - 4" | 3' - 2" | 4.2 |
| RESIDENTIAL | P | 19.102 | 1' - 0" | 6' - 4" | 6.3 |
| RESIDENTIAL | M | 19.103 | 4' - 7" | 4' - 10" | 22.1 |
| RESIDENTIAL | M | 19.104 | 4' - 10" | 5' - 0" | 24.1 |
| RESIDENTIAL | P | 19.105 | 1' - 3" | 2' - 11" | 3.6 |
| RESIDENTIAL | P | 19.106 | 1' - 2" | 3' - 7" | 4.1 |
| RESIDENTIAL | M | 19.107 | 0' - 6" | 1' - 2" | 0.6 |
| RESIDENTIAL | M | 19.108 | 1' - 2" | 3' - 2" | 3.7 |
| | SUBTOTAL | | | | |

| 19TH FLOOR AREA CALCULATIONS | | | |
|---|---|---|---|
| ZONE C5-1 AND C5-3 MID | | | |
| USE | *GFA | *DEDUCTIONS | *ZFA (SF) |
| RESIDENTIAL | 13,626 | 1,003 | 12,623 |
| TOTAL | 13,626 | 1,003 | 12,623 |

| 19TH FLOOR DEDUCTIONS | | | | | |
|---|---|---|---|---|---|
| ZONE C5-3 MID | | | | | |
| USE | TYPE | No. | LENGTH | WIDTH | AREA (SF) |
| RESIDENTIAL | M | 19.109 | 1' - 0" | 3' - 3" | 3.2 |
| RESIDENTIAL | P | 19.110 | 1' - 0" | 6' - 6" | 6.5 |
| RESIDENTIAL | M | 19.111 | 1' - 7" | 4' - 1" | 6.4 |
| RESIDENTIAL | P | 19.112 | 1' - 4" | 3' - 9" | 4.8 |
| | SUBTOTAL | | | | 288.2 |

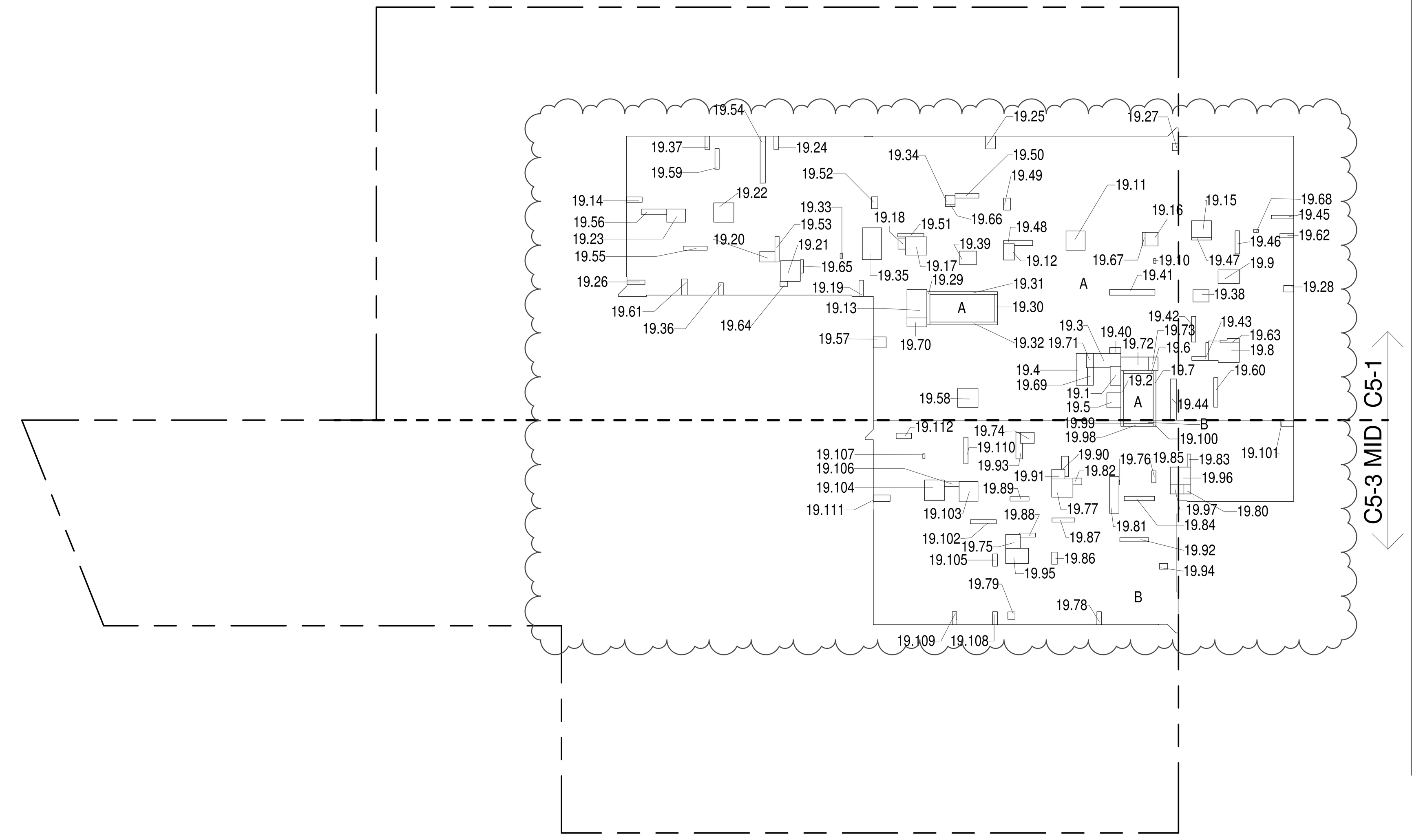

## 19TH FLOOR (MFD:38TH FLOOR) GROSS FLOOR AREA PLAN AND DEDUCTIONS (1)

3/64" = 1'-0"

| 20TH FLOOR AREA CALCULATIONS | | | | |
|---|---|---|---|---|
| ZONE C5-1 | | | | |
| USE | No. | *GFA | *DEDUCTIONS | *ZFA (SF) |
| RESIDENTIAL | | 9,387 | 647 | 8,740 |
| TOTAL | | 9,387 | 647 | 8,740 |

| 20TH FLOOR DEDUCTIONS | | | | | |
|---|---|---|---|---|---|
| ZONE C5-1 | | | | | |
| USE | TYPE | No. | LENGTH | WIDTH | AREA (SF) |
| RESIDENTIAL | ST | 20.1 | 0' - 8" | 12' - 1" | 8.0 |
| RESIDENTIAL | M | 20.2 | 3' - 5" | 6' - 8" | 22.8 |
| RESIDENTIAL | M | 20.3 | 2' - 7" | 7' - 11" | 20.1 |
| RESIDENTIAL | M | 20.4 | 3' - 5" | 3' - 8" | 12.5 |
| RESIDENTIAL | ST | 20.5 | 0' - 8" | 7' - 2" | 4.8 |
| RESIDENTIAL | ST | 20.6 | 0' - 8" | 12' - 1" | 8.0 |
| RESIDENTIAL | M | 20.7 | 3' - 8" | 8' - 8" | 32.0 |
| RESIDENTIAL | M | 20.8 | 2' - 7" | 3' - 9" | 9.8 |
| RESIDENTIAL | P | 20.9 | 1' - 0" | 6' - 11" | 6.9 |
| RESIDENTIAL | M | 20.10 | 4' - 5" | 5' - 2" | 22.8 |
| RESIDENTIAL | M | 20.11 | 2' - 0" | 2' - 5" | 4.9 |
| RESIDENTIAL | P | 20.12 | 1' - 4" | 1' - 6" | 2.0 |
| RESIDENTIAL | ST | 20.13 | 0' - 9" | 8' - 1" | 5.9 |
| RESIDENTIAL | ST | 20.14 | 0' - 8" | 6' - 9" | 4.5 |
| RESIDENTIAL | ST | 20.15 | 0' - 8" | 16' - 5" | 11.0 |
| RESIDENTIAL | ST | 20.16 | 0' - 8" | 16' - 5" | 11.0 |
| RESIDENTIAL | E | 20.17 | 2' - 7" | 4' - 3" | 10.9 |
| RESIDENTIAL | P | 20.18 | 1' - 6" | 11' - 6" | 17.2 |
| RESIDENTIAL | M | 20.19 | 2' - 8" | 3' - 1" | 8.2 |
| RESIDENTIAL | P | 20.20 | 1' - 9" | 3' - 5" | 6.0 |
| RESIDENTIAL | P | 20.21 | 1' - 0" | 5' - 10" | 5.9 |
| RESIDENTIAL | P | 20.22 | 1' - 0" | 2' - 0" | 2.0 |
| RESIDENTIAL | M | 20.23 | 0' - 11" | 5' - 4" | 4.8 |
| RESIDENTIAL | M | 20.24 | 2' - 3" | 2' - 4" | 5.2 |
| RESIDENTIAL | P | 20.25 | 1' - 6" | 2' - 11" | 4.4 |
| RESIDENTIAL | M | 20.26 | 2' - 3" | 2' - 8" | 6.2 |
| RESIDENTIAL | M | 20.27 | 2' - 9" | 5' - 2" | 14.0 |
| RESIDENTIAL | M | 20.28 | 2' - 5" | 3' - 2" | 7.6 |
| RESIDENTIAL | M | 20.29 | 1' - 7" | 1' - 7" | 2.4 |
| RESIDENTIAL | M | 20.30 | 3' - 4" | 5' - 2" | 17.0 |
| RESIDENTIAL | P | 20.31 | 0' - 10" | 6' - 3" | 5.2 |
| RESIDENTIAL | M | 20.32 | 1' - 9" | 3' - 4" | 5.8 |
| RESIDENTIAL | P | 20.33 | 1' - 6" | 2' - 0" | 3.0 |
| RESIDENTIAL | M | 20.34 | 4' - 8" | 5' - 2" | 24.0 |
| RESIDENTIAL | M | 20.35 | 3' - 11" | 4' - 5" | 17.1 |
| | SUBTOTAL | | | | |

| 20TH FLOOR DEDUCTIONS | | | | | |
|---|---|---|---|---|---|
| ZONE C5-1 | | | | | |
| USE | TYPE | No. | LENGTH | WIDTH | AREA (SF) |
| RESIDENTIAL | E | 20.36 | 5' - 0" | 6' - 11" | 34.3 |
| RESIDENTIAL | P | 20.37 | 1' - 6" | 1' - 10" | 2.8 |
| RESIDENTIAL | P | 20.38 | 1' - 4" | 1' - 6" | 2.0 |
| RESIDENTIAL | P | 20.39 | 0' - 11" | 6' - 7" | 5.8 |
| RESIDENTIAL | M | 20.40 | 1' - 11" | 2' - 9" | 5.1 |
| RESIDENTIAL | M | 20.41 | 1' - 2" | 2' - 7" | 3.0 |
| RESIDENTIAL | P | 20.42 | 1' - 0" | 1' - 4" | 1.3 |
| RESIDENTIAL | P | 20.43 | 1' - 0" | 1' - 4" | 1.3 |
| RESIDENTIAL | P | 20.44 | 1' - 6" | 2' - 2" | 3.2 |
| RESIDENTIAL | P | 20.45 | 1' - 4" | 1' - 6" | 2.0 |
| RESIDENTIAL | P | 20.46 | 1' - 8" | 2' - 11" | 5.0 |
| RESIDENTIAL | E | 20.47 | 1' - 5" | 4' - 3" | 6.1 |
| RESIDENTIAL | M | 20.48 | 2' - 5" | 5' - 0" | 11.9 |
| RESIDENTIAL | P | 20.49 | 3' - 4" | 6' - 9" | 22.2 |
| RESIDENTIAL | M | 20.50 | 1' - 8" | 2' - 7" | 4.4 |
| RESIDENTIAL | M | 20.51 | 1' - 3" | 3' - 10" | 4.8 |
| RESIDENTIAL | M | 20.52 | 1' - 1" | 3' - 11" | 4.3 |
| RESIDENTIAL | M | 20.53 | 2' - 7" | 3' - 9" | 9.5 |
| RESIDENTIAL | M | 20.54 | 4' - 11" | 5' - 2" | 25.1 |
| RESIDENTIAL | M | 20.55 | 4' - 8" | 5' - 0" | 23.5 |
| RESIDENTIAL | M | 20.56 | 3' - 2" | 4' - 7" | 14.5 |
| RESIDENTIAL | M | 20.57 | 1' - 1" | 3' - 4" | 3.6 |
| RESIDENTIAL | M | 20.58 | 1' - 1" | 4' - 4" | 4.8 |
| RESIDENTIAL | M | 20.59 | 0' - 7" | 1' - 2" | 0.7 |
| RESIDENTIAL | M | 20.60 | 4' - 8" | 7' - 8" | 35.7 |
| RESIDENTIAL | M | 20.61 | 1' - 0" | 3' - 0" | 2.9 |
| RESIDENTIAL | M | 20.62 | 1' - 1" | 3' - 4" | 3.6 |
| RESIDENTIAL | P | 20.63 | 1' - 0" | 6' - 2" | 6.2 |
| RESIDENTIAL | P | 20.64 | 1' - 3" | 11' - 5" | 14.7 |
| RESIDENTIAL | P | 20.65 | 1' - 0" | 5' - 10" | 5.8 |
| RESIDENTIAL | P | 20.66 | 1' - 4" | 6' - 2" | 8.2 |
| RESIDENTIAL | P | 20.67 | 1' - 0" | 5' - 0" | 5.0 |
| RESIDENTIAL | P | 20.68 | 1' - 6" | 3' - 11" | 5.8 |
| RESIDENTIAL | M | 20.69 | 1' - 2" | 1' - 10" | 2.2 |
| RESIDENTIAL | P | 20.70 | 0' - 8" | 3' - 3" | 2.0 |
| | SUBTOTAL | | | | 647.2 |

| 20TH FLOOR AREA CALCULATIONS | | | | |
|---|---|---|---|---|
| ZONE C5-3 MID | | | | |
| USE | No. | *GFA | *DEDUCTIONS | *ZFA (SF) |
| RESIDENTIAL | | 2,024 | 115 | 1,909 |
| TOTAL | | 2,024 | 115 | 1,909 |

| 20TH FLOOR DEDUCTIONS | | | | | |
|---|---|---|---|---|---|
| ZONE C5-3 MID | | | | | |
| USE | TYPE | No. | LENGTH | WIDTH | AREA (SF) |
| RESIDENTIAL | ST | 20.71 | 0' - 8" | 7' - 2" | 4.8 |
| RESIDENTIAL | ST | 20.72 | 0' - 8" | 1' - 6" | 1.0 |
| RESIDENTIAL | ST | 20.73 | 0' - 8" | 1' - 6" | 1.0 |
| RESIDENTIAL | P | 20.74 | 0' - 11" | 1' - 0" | 0.9 |
| RESIDENTIAL | M | 20.75 | 4' - 0" | 4' - 11" | 19.9 |
| RESIDENTIAL | M | 20.76 | 1' - 4" | 3' - 2" | 4.2 |
| RESIDENTIAL | M | 20.77 | 4' - 11" | 6' - 6" | 31.9 |
| RESIDENTIAL | M | 20.78 | 1' - 0" | 4' - 5" | 4.3 |
| RESIDENTIAL | P | 20.79 | 1' - 2" | 5' - 6" | 6.3 |
| RESIDENTIAL | P | 20.80 | 0' - 7" | 4' - 1" | 2.2 |
| RESIDENTIAL | M | 20.81 | 2' - 0" | 5' - 2" | 10.3 |
| RESIDENTIAL | M | 20.82 | 2' - 0" | 2' - 7" | 5.1 |
| RESIDENTIAL | M | 20.83 | 2' - 7" | 4' - 2" | 10.9 |
| RESIDENTIAL | M | 20.84 | 2' - 7" | 3' - 6" | 8.9 |
| RESIDENTIAL | M | 20.85 | 1' - 5" | 2' - 1" | 3.0 |
| | SUBTOTAL | | | | 114.6 |

| 20TH FLOOR AREA CALCULATIONS | | | |
|---|---|---|---|
| ZONE C5-1 AND C5-3 MID | | | |
| USE | *GFA | *DEDUCTIONS | *ZFA (SF) |
| RESIDENTIAL | 11,410 | 762 | 10,649 |
| TOTAL | 11,410 | 762 | 10,649 |

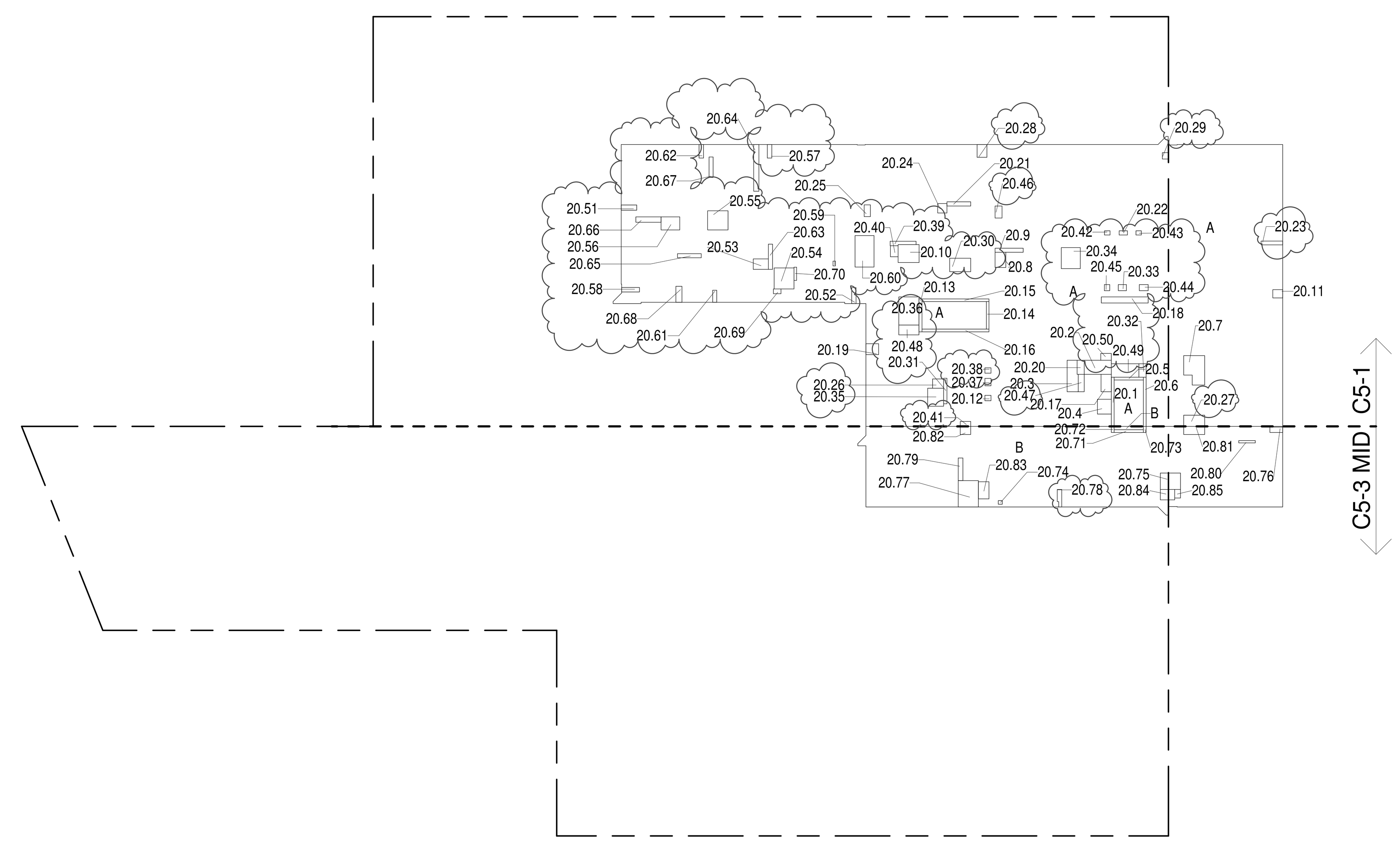

## 20TH FLOOR (MFD:39TH FLOOR) GROSS FLOOR AREA PLAN AND DEDUCTIONS (2)

3/64" = 1'-0"

| 21ST FLOOR AREA CALCULATIONS | | | | |
|---|---|---|---|---|
| ZONE C5-1 | | | | |
| USE | No. | *GFA | *DEDUCTIONS | *ZFA (SF) |
| RESIDENTIAL | | 9,387 | 688 | 8,699 |
| TOTAL | | 9,387 | 688 | 8,699 |

| 21ST FLOOR DEDUCTIONS | | | | | |
|---|---|---|---|---|---|
| ZONE C5-1 | | | | | |
| USE | TYPE | No. | LENGTH | WIDTH | AREA (SF) |
| RESIDENTIAL | E | 21.1 | 2' - 7" | 4' - 3" | 10.9 |
| RESIDENTIAL | ST | 21.2 | 0' - 8" | 12' - 1" | 8.0 |
| RESIDENTIAL | M | 21.3 | 3' - 5" | 6' - 8" | 22.8 |
| RESIDENTIAL | M | 21.4 | 2' - 7" | 7' - 11" | 20.1 |
| RESIDENTIAL | M | 21.5 | 3' - 5" | 3' - 8" | 12.5 |
| RESIDENTIAL | ST | 21.6 | 0' - 8" | 7' - 2" | 4.8 |
| RESIDENTIAL | ST | 21.7 | 0' - 8" | 12' - 1" | 8.0 |
| RESIDENTIAL | E | 21.8 | 5' - 1" | 6' - 10" | 34.7 |
| RESIDENTIAL | M | 21.9 | 2' - 0" | 2' - 1" | 4.2 |
| RESIDENTIAL | M | 21.10 | 1' - 6" | 2' - 3" | 3.4 |
| RESIDENTIAL | ST | 21.11 | 0' - 9" | 8' - 1" | 5.9 |
| RESIDENTIAL | ST | 21.12 | 0' - 8" | 6' - 9" | 4.5 |
| RESIDENTIAL | ST | 21.13 | 0' - 8" | 16' - 5" | 11.0 |
| RESIDENTIAL | ST | 21.14 | 0' - 8" | 16' - 5" | 11.0 |
| RESIDENTIAL | P | 21.15 | 1' - 9" | 3' - 5" | 6.0 |
| RESIDENTIAL | M | 21.16 | 1' - 7" | 2' - 11" | 4.6 |
| RESIDENTIAL | M | 21.17 | 2' - 3" | 3' - 4" | 7.4 |
| RESIDENTIAL | M | 21.18 | 2' - 8" | 3' - 1" | 8.2 |
| RESIDENTIAL | P | 21.19 | 1' - 0" | 5' - 8" | 5.7 |
| RESIDENTIAL | P | 21.20 | 1' - 1" | 6' - 8" | 7.4 |
| RESIDENTIAL | P | 21.21 | 0' - 10" | 3' - 4" | 2.7 |
| RESIDENTIAL | P | 21.22 | 1' - 0" | 4' - 4" | 4.3 |
| RESIDENTIAL | M | 21.23 | 4' - 5" | 4' - 10" | 21.4 |
| RESIDENTIAL | M | 21.24 | 3' - 3" | 5' - 8" | 18.5 |
| RESIDENTIAL | M | 21.25 | 2' - 8" | 7' - 10" | 20.8 |
| RESIDENTIAL | P | 21.26 | 0' - 6" | 3' - 4" | 1.7 |
| RESIDENTIAL | P | 21.27 | 1' - 3" | 4' - 9" | 5.9 |
| RESIDENTIAL | M | 21.28 | 4' - 3" | 4' - 10" | 20.6 |
| RESIDENTIAL | M | 21.29 | 0' - 11" | 1' - 9" | 1.6 |
| RESIDENTIAL | M | 21.30 | 2' - 9" | 2' - 11" | 7.8 |
| RESIDENTIAL | P | 21.31 | 0' - 7" | 3' - 4" | 1.9 |
| RESIDENTIAL | M | 21.32 | 1' - 0" | 1' - 2" | 1.2 |
| RESIDENTIAL | P | 21.33 | 1' - 1" | 8' - 2" | 9.0 |
| RESIDENTIAL | P | 21.34 | 1' - 0" | 7' - 11" | 7.9 |
| RESIDENTIAL | E | 21.35 | 1' - 5" | 4' - 3" | 6.1 |
| | SUBTOTAL | | | | |

| 21ST FLOOR DEDUCTIONS | | | | | |
|---|---|---|---|---|---|
| ZONE C5-1 | | | | | |
| USE | TYPE | No. | LENGTH | WIDTH | AREA (SF) |
| RESIDENTIAL | M | 21.36 | 2' - 6" | 5' - 0" | 12.3 |
| RESIDENTIAL | P | 21.37 | 3' - 4" | 6' - 9" | 22.2 |
| RESIDENTIAL | M | 21.38 | 0' - 7" | 1' - 2" | 0.6 |
| RESIDENTIAL | M | 21.39 | 4' - 7" | 4' - 7" | 21.0 |
| RESIDENTIAL | M | 21.40 | 2' - 6" | 3' - 11" | 9.7 |
| RESIDENTIAL | M | 21.41 | 1' - 3" | 3' - 10" | 4.8 |
| RESIDENTIAL | M | 21.42 | 2' - 9" | 3' - 6" | 9.4 |
| RESIDENTIAL | M | 21.43 | 4' - 6" | 5' - 2" | 23.3 |
| RESIDENTIAL | M | 21.44 | 1' - 10" | 3' - 0" | 5.5 |
| RESIDENTIAL | M | 21.45 | 1' - 2" | 3' - 11" | 4.4 |
| RESIDENTIAL | M | 21.46 | 2' - 5" | 3' - 8" | 8.7 |
| RESIDENTIAL | M | 21.47 | 4' - 8" | 5' - 1" | 23.4 |
| RESIDENTIAL | M | 21.48 | 4' - 8" | 4' - 11" | 23.0 |
| RESIDENTIAL | M | 21.49 | 3' - 1" | 4' - 7" | 13.9 |
| RESIDENTIAL | M | 21.50 | 1' - 1" | 3' - 4" | 3.6 |
| RESIDENTIAL | M | 21.51 | 2' - 5" | 3' - 1" | 7.5 |
| RESIDENTIAL | M | 21.52 | 1' - 1" | 4' - 2" | 4.5 |
| RESIDENTIAL | M | 21.53 | 0' - 7" | 1' - 2" | 0.7 |
| RESIDENTIAL | M | 21.54 | 2' - 2" | 2' - 2" | 4.8 |
| RESIDENTIAL | M | 21.55 | 4' - 8" | 7' - 8" | 35.7 |
| RESIDENTIAL | M | 21.56 | 1' - 2" | 2' - 10" | 3.2 |
| RESIDENTIAL | M | 21.57 | 1' - 1" | 3' - 2" | 3.3 |
| RESIDENTIAL | M | 21.58 | 3' - 1" | 4' - 11" | 15.1 |
| RESIDENTIAL | P | 21.59 | 1' - 5" | 11' - 0" | 15.2 |
| RESIDENTIAL | P | 21.60 | 1' - 1" | 7' - 2" | 7.8 |
| RESIDENTIAL | P | 21.61 | 1' - 8" | 2' - 11" | 5.0 |
| RESIDENTIAL | P | 21.62 | 1' - 0" | 6' - 0" | 6.1 |
| RESIDENTIAL | P | 21.63 | 0' - 9" | 6' - 4" | 4.7 |
| RESIDENTIAL | P | 21.64 | 1' - 6" | 2' - 11" | 4.4 |
| RESIDENTIAL | P | 21.65 | 1' - 0" | 6' - 1" | 6.0 |
| RESIDENTIAL | P | 21.66 | 1' - 3" | 11' - 5" | 14.7 |
| RESIDENTIAL | P | 21.67 | 1' - 0" | 5' - 10" | 5.8 |
| RESIDENTIAL | P | 21.68 | 1' - 1" | 6' - 2" | 6.5 |
| RESIDENTIAL | P | 21.69 | 1' - 1" | 5' - 2" | 5.4 |
| RESIDENTIAL | P | 21.70 | 1' - 5" | 3' - 11" | 5.5 |
| RESIDENTIAL | M | 21.71 | 1' - 3" | 1' - 9" | 2.2 |
| RESIDENTIAL | P | 21.72 | 0' - 9" | 3' - 3" | 2.4 |
| RESIDENTIAL | P | 21.73 | 0' - 4" | 2' - 2" | 0.8 |
| RESIDENTIAL | P | 21.74 | 0' - 6" | 3' - 6" | 1.7 |
| | SUBTOTAL | | | | 687.6 |

| 21ST FLOOR AREA CALCULATIONS | | | | |
|---|---|---|---|---|
| ZONE C5-3 MID | | | | |
| USE | No. | *GFA | *DEDUCTIONS | *ZFA (SF) |
| RESIDENTIAL | | 2,024 | 166 | 1,857 |
| TOTAL | | 2,024 | 166 | 1,857 |

| 21ST FLOOR DEDUCTIONS | | | | | |
|---|---|---|---|---|---|
| ZONE C5-3 MID | | | | | |
| USE | TYPE | No. | LENGTH | WIDTH | AREA (SF) |
| RESIDENTIAL | ST | 21.75 | 0' - 8" | 7' - 2" | 4.8 |
| RESIDENTIAL | ST | 21.76 | 0' - 8" | 1' - 6" | 1.0 |
| RESIDENTIAL | ST | 21.77 | 0' - 8" | 1' - 6" | 1.0 |
| RESIDENTIAL | M | 21.78 | 1' - 4" | 3' - 2" | 4.2 |
| RESIDENTIAL | P | 21.79 | 1' - 1" | 1' - 6" | 1.7 |
| RESIDENTIAL | M | 21.80 | 4' - 0" | 6' - 7" | 26.4 |
| RESIDENTIAL | M | 21.81 | 3' - 4" | 10' - 3" | 33.9 |
| RESIDENTIAL | P | 21.82 | 1' - 6" | 7' - 3" | 10.9 |
| RESIDENTIAL | M | 21.83 | 2' - 9" | 3' - 0" | 8.3 |
| RESIDENTIAL | M | 21.84 | 3' - 1" | 3' - 6" | 10.8 |
| RESIDENTIAL | M | 21.85 | 2' - 0" | 7' - 10" | 15.7 |
| RESIDENTIAL | P | 21.86 | 0' - 10" | 3' - 4" | 2.7 |
| RESIDENTIAL | P | 21.87 | 0' - 7" | 3' - 6" | 2.1 |
| RESIDENTIAL | M | 21.88 | 0' - 5" | 1' - 2" | 0.5 |
| RESIDENTIAL | P | 21.89 | 1' - 4" | 6' - 0" | 7.9 |
| RESIDENTIAL | M | 21.90 | 2' - 1" | 2' - 8" | 5.6 |
| RESIDENTIAL | M | 21.91 | 1' - 1" | 2' - 3" | 2.5 |
| RESIDENTIAL | M | 21.92 | 4' - 8" | 5' - 0" | 23.2 |
| RESIDENTIAL | M | 21.93 | 1' - 6" | 2' - 1" | 3.2 |
| | SUBTOTAL | | | | 166.3 |

| 21ST FLOOR AREA CALCULATIONS | | | |
|---|---|---|---|
| ZONE C5-1 AND C5-3 MID | | | |
| USE | *GFA | *DEDUCTIONS | *ZFA (SF) |
| RESIDENTIAL | 11,410 | 854 | 10,556 |
| TOTAL | 11,410 | 854 | 10,556 |

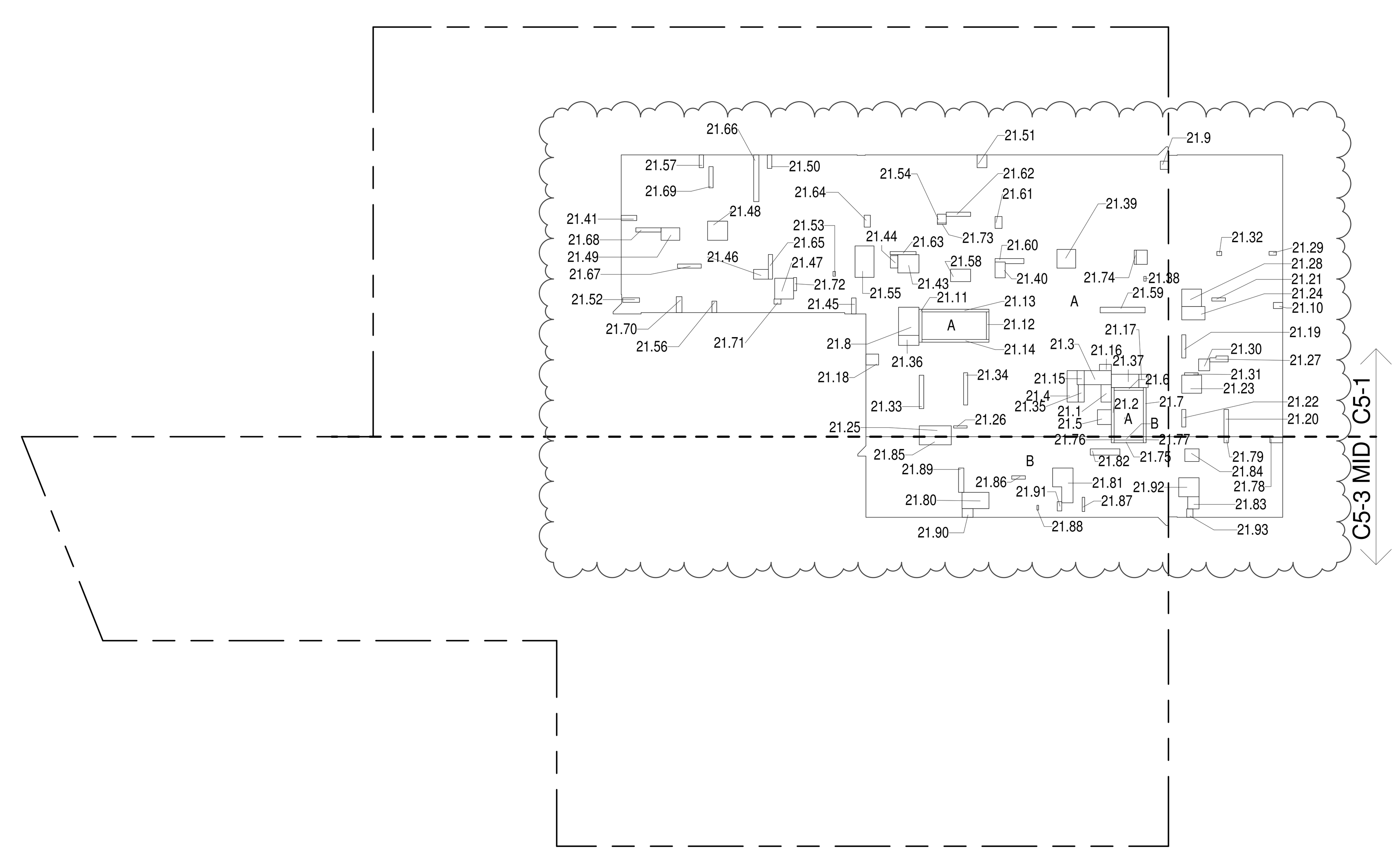

## 21ST FLOOR (MFD:43RD FLOOR) GROSS FLOOR AREA PLAN AND DEDUCTIONS (3)

3/64" = 1'-0"

ZONING AND DEDUCT LEGEND

- DEDUCTIONS
- M - MECHANICAL ROOM / RISER
- E - ELECTRICAL SHAFT / RISER
- P - PLUMBING RISER
- BG - BELOW GRADE
- O - OPENING TO BELOW
- L - LOADING BAYS
- ST - 44" RESI STAIR SHAFT (INCLUDING 8" PERIMETER)
- G - GAP FROM ADJACENT BUILDING
- DEVELOPMENT LOT LINE

* WHERE APPLICABLE, DOCUMENTED AND CALCULATED AREAS HAVE BEEN ROUNDED TO ITS NEXT SIGNIFICANT DIGIT.

** LENGTH AND WIDTH DIMENSIONS FOR COMPLEX SHAPES HAVE BEEN SIMPLIFIED TO ILLUSTRATE ONLY LARGEST OVERALL DIMENSION RESPECTIVELY. AREA DOCUMENTED IS THE EXACT AREA OF THE COMPLEX SHAPE

*** ELECTRICAL DEDUCTIONS ARE ONLY FOR ELECTRICAL RISERS. AND CLOSETS. NO DEDUCTIONS TAKEN FOR TELEPHONE CLOSETS

KEY PLAN:

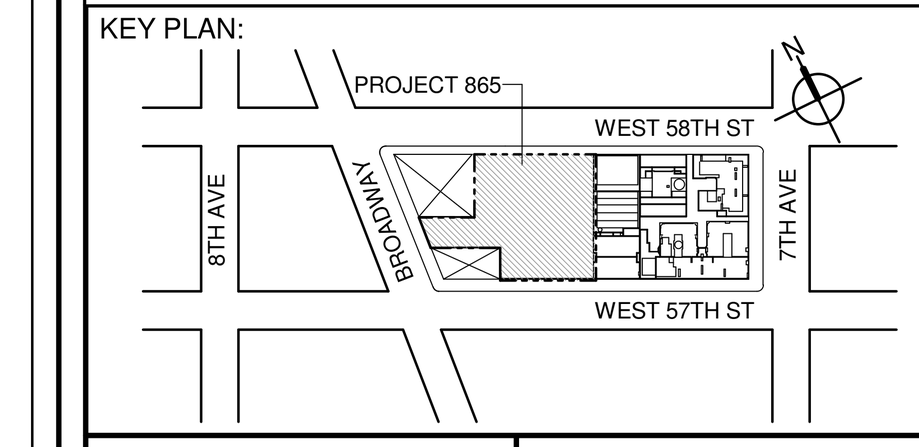


PROJECT NORTH | TRUE NORTH


DEVELOPER:
**EXTELL DEVELOPMENT COMPANY**
805 THIRD AVENUE, 7TH FLOOR
New York, NY 10022 USA
TEL: 212 712 6000 FAX: 212 712 6100

DESIGN ARCHITECT: Base Building Shell & Core
**ADRIAN SMITH + GORDON GILL ARCHITECTURE**
111 WEST MONROE STREET SUITE 2300
CHICAGO IL 60603
TEL: 312 920 1888 FAX: 312 920 1775

ARCHITECT OF RECORD: Base Building Shell & Core
**AAI ARCHITECTS, P.C.**
401 Wellington St. W., 3rd Floor
Toronto, ON M5V 1E7 Canada
TEL: 416 967 1500 FAX: 416 967 7150

STRUCTURAL ENGINEERS:
**WSP CANTOR SEINUK**
228 EAST 45th Street
New York, NY 10017 USA
TEL: 212 687 9888 FAX: 646 487 5501

MEP ENGINEERS:
**AKF GROUP**
1501 Broadway
New York, NY 10036 USA
TEL: 212 354 5656 FAX: 212 354 5668

GEOTECHNICAL ENGINEERS:
**Langan Engineering & Environmental Services**
21 Penn Plaza - 360 West 31st Street, 8th Floor
New York, NY 10001-2727
TEL: 212 479 5400 FAX: 212 479 5444

CODE CONSULTANTS:
**Construction Consulting Associates**
100 Church Street
New York, NY 10007
TEL: 212 385 1818 FAX: 212 385 1911

CURTAINWALL CONSULTANT:
**AJLP Consulting**
40 Worth Street. Suite 826
New York, NY 10013
TEL: 212 757 5659 FAX: 646 219 8508

LANDMARK/PRESERVATION CONSULTANT:
**Higgins Quasebarth & Partners LLC**
11 Hanover Square, 16th Floor
New York, NY 1005
TEL: 212 274 9468 FAX: 646 274 9380

LANDMARK/PRESERVATION CONSULTANT:
**Jan Hird Pokorny Associates, Inc.**
39 West 37th Street, 12A
New York, NY 10018
TEL: 212 759 6462 FAX: 212 759 6540


| No. | DESCRIPTION: | DATE: |
|---|---|---|
| 1 | D.O.B. SUBMISSION | 05 DEC 14 |
| 2 | D.O.B. SUBMISSION | 18 FEB 15 |
| | D.O.B. SUBMISSION | 27 APR 14 |
| | D.O.B. AMENDMENT 2 | 21 SEP 15 |
| | D.O.B. AMENDMENT 3 | 03 OCT 16 |

0 10' - 8" 21' - 4" 42' - 8"

## D.O.B. SUBMISSION


Discrepancies must be reported immediately to the Architect before proceeding. Only figured dimensions are to be used. Contractors must check all dimensions on site. This drawing is protected by copyright.


ALL DIMENSIONS ARE SHOWN IN IMPERIAL.

CONSULTANT:
AAI ARCHITECTS, P.C.

PROJECT:
**217 WEST 57TH STREET**
NEW YORK, NY

DRAWING TITLE:
ZONING FLOOR AREA PLAN AND DEDUCTIONS
19TH, 20TH, 21ST FLOOR

SEAL & SIGNATURE: REGISTERED ARCHITECT WIEPKE DAVID JANSEN No. 028881 STATE OF NEW YORK

DATE: 05 DEC 14
PROJECT No: 1216-00
DRAWN: Author
CHK: Checker
SCALE: 3/64" = 1'-0"
REV: 2
DWG No: **Z-015.02**
DOB PAGE No: 12 of 454

DOB EMPLOYEE STAMP: | DOB B-SCAN:

FILE NAME:
PLOT DATE:10/14/2016 1:59:14 PM

## 22ND FLOOR AREA CALCULATIONS
ZONE C5-1

| USE | No. | *GFA | *DEDUCTIONS | *ZFA (SF) |
|---|---|---|---|---|
| RESIDENTIAL | | 9,387 | 688 | 8,699 |
| TOTAL | | 9,387 | 688 | 8,699 |

## 22ND FLOOR DEDUCTIONS
ZONE C5-1

| USE | TYPE | No. | LENGTH | WIDTH | AREA (SF) |
|---|---|---|---|---|---|
| RESIDENTIAL | E | 22.1 | 2' - 7" | 4' - 3" | 10.9 |
| RESIDENTIAL | ST | 22.2 | 0' - 8" | 12' - 1" | 8.0 |
| RESIDENTIAL | M | 22.3 | 3' - 5" | 6' - 8" | 22.8 |
| RESIDENTIAL | M | 22.4 | 2' - 7" | 7' - 11" | 20.1 |
| RESIDENTIAL | M | 22.5 | 3' - 5" | 3' - 8" | 12.5 |
| RESIDENTIAL | ST | 22.6 | 0' - 8" | 7' - 2" | 4.8 |
| RESIDENTIAL | ST | 22.7 | 0' - 8" | 12' - 1" | 8.0 |
| RESIDENTIAL | E | 22.8 | 5' - 1" | 6' - 10" | 34.7 |
| RESIDENTIAL | M | 22.9 | 1' - 11" | 2' - 1" | 4.0 |
| RESIDENTIAL | M | 22.10 | 1' - 6" | 2' - 3" | 3.4 |
| RESIDENTIAL | ST | 22.11 | 0' - 9" | 8' - 1" | 5.9 |
| RESIDENTIAL | ST | 22.12 | 0' - 8" | 6' - 9" | 4.5 |
| RESIDENTIAL | ST | 22.13 | 0' - 8" | 16' - 5" | 11.0 |
| RESIDENTIAL | ST | 22.14 | 0' - 8" | 16' - 5" | 11.0 |
| RESIDENTIAL | P | 22.15 | 1' - 9" | 3' - 5" | 6.0 |
| RESIDENTIAL | M | 22.16 | 1' - 6" | 2' - 11" | 4.3 |
| RESIDENTIAL | M | 22.17 | 2' - 3" | 3' - 4" | 7.4 |
| RESIDENTIAL | M | 22.18 | 2' - 8" | 3' - 1" | 8.2 |
| RESIDENTIAL | P | 22.19 | 1' - 0" | 5' - 8" | 5.7 |
| RESIDENTIAL | P | 22.20 | 1' - 1" | 6' - 8" | 7.4 |
| RESIDENTIAL | P | 22.21 | 0' - 10" | 3' - 4" | 2.7 |
| RESIDENTIAL | P | 22.22 | 1' - 0" | 4' - 4" | 4.3 |
| RESIDENTIAL | M | 22.23 | 4' - 5" | 4' - 10" | 21.4 |
| RESIDENTIAL | M | 22.24 | 3' - 3" | 5' - 8" | 18.5 |
| RESIDENTIAL | M | 22.25 | 2' - 8" | 7' - 10" | 20.8 |
| RESIDENTIAL | P | 22.26 | 0' - 6" | 3' - 4" | 1.7 |
| RESIDENTIAL | P | 22.27 | 1' - 3" | 4' - 9" | 5.9 |
| RESIDENTIAL | M | 22.28 | 4' - 3" | 4' - 10" | 20.6 |
| RESIDENTIAL | M | 22.29 | 0' - 11" | 1' - 9" | 1.6 |
| RESIDENTIAL | M | 22.30 | 2' - 9" | 2' - 11" | 7.8 |
| RESIDENTIAL | P | 22.31 | 0' - 7" | 3' - 4" | 1.9 |
| RESIDENTIAL | M | 22.32 | 1' - 0" | 1' - 2" | 1.2 |
| RESIDENTIAL | P | 22.33 | 1' - 1" | 8' - 2" | 9.0 |
| RESIDENTIAL | P | 22.34 | 1' - 0" | 7' - 11" | 7.9 |
| RESIDENTIAL | E | 22.35 | 1' - 5" | 4' - 3" | 6.1 |
| | SUBTOTAL | | | | |

## 22ND FLOOR DEDUCTIONS
ZONE C5-1

| USE | TYPE | No. | LENGTH | WIDTH | AREA (SF) |
|---|---|---|---|---|---|
| RESIDENTIAL | M | 22.36 | 2' - 6" | 5' - 0" | 12.3 |
| RESIDENTIAL | P | 22.37 | 3' - 4" | 6' - 9" | 22.2 |
| RESIDENTIAL | M | 22.38 | 0' - 7" | 1' - 2" | 0.6 |
| RESIDENTIAL | M | 22.39 | 4' - 7" | 4' - 7" | 21.0 |
| RESIDENTIAL | M | 22.40 | 2' - 6" | 3' - 11" | 9.7 |
| RESIDENTIAL | M | 22.41 | 1' - 3" | 3' - 10" | 4.8 |
| RESIDENTIAL | M | 22.42 | 2' - 9" | 3' - 6" | 9.4 |
| RESIDENTIAL | M | 22.43 | 4' - 6" | 5' - 2" | 23.3 |
| RESIDENTIAL | M | 22.44 | 1' - 10" | 3' - 0" | 5.5 |
| RESIDENTIAL | M | 22.45 | 1' - 2" | 3' - 11" | 4.4 |
| RESIDENTIAL | M | 22.46 | 2' - 5" | 3' - 8" | 8.7 |
| RESIDENTIAL | M | 22.47 | 4' - 8" | 5' - 1" | 23.4 |
| RESIDENTIAL | M | 22.48 | 4' - 8" | 4' - 11" | 23.0 |
| RESIDENTIAL | M | 22.49 | 3' - 1" | 4' - 7" | 13.9 |
| RESIDENTIAL | M | 22.50 | 1' - 1" | 3' - 2" | 3.4 |
| RESIDENTIAL | M | 22.51 | 2' - 3" | 3' - 1" | 7.0 |
| RESIDENTIAL | M | 22.52 | 1' - 1" | 4' - 2" | 4.5 |
| RESIDENTIAL | M | 22.53 | 0' - 7" | 1' - 2" | 0.7 |
| RESIDENTIAL | M | 22.54 | 2' - 2" | 2' - 2" | 4.8 |
| RESIDENTIAL | M | 22.55 | 4' - 8" | 7' - 10" | 36.8 |
| RESIDENTIAL | M | 22.56 | 1' - 2" | 2' - 10" | 3.2 |
| RESIDENTIAL | M | 22.57 | 1' - 1" | 3' - 2" | 3.4 |
| RESIDENTIAL | M | 22.58 | 3' - 1" | 4' - 11" | 15.1 |
| RESIDENTIAL | P | 22.59 | 1' - 5" | 11' - 0" | 15.2 |
| RESIDENTIAL | P | 22.60 | 1' - 1" | 7' - 2" | 7.8 |
| RESIDENTIAL | P | 22.61 | 1' - 8" | 2' - 11" | 5.0 |
| RESIDENTIAL | P | 22.62 | 1' - 0" | 6' - 0" | 6.1 |
| RESIDENTIAL | P | 22.63 | 0' - 9" | 6' - 4" | 4.7 |
| RESIDENTIAL | P | 22.64 | 1' - 6" | 2' - 11" | 4.4 |
| RESIDENTIAL | P | 22.65 | 1' - 0" | 6' - 1" | 6.0 |
| RESIDENTIAL | P | 22.66 | 1' - 3" | 11' - 5" | 14.7 |
| RESIDENTIAL | P | 22.67 | 1' - 0" | 5' - 10" | 5.8 |
| RESIDENTIAL | P | 22.68 | 1' - 1" | 6' - 2" | 6.5 |
| RESIDENTIAL | P | 22.69 | 1' - 1" | 5' - 2" | 5.4 |
| RESIDENTIAL | P | 22.70 | 1' - 5" | 3' - 11" | 5.5 |
| RESIDENTIAL | M | 22.71 | 1' - 3" | 1' - 9" | 2.2 |
| RESIDENTIAL | P | 22.72 | 0' - 9" | 3' - 3" | 2.4 |
| RESIDENTIAL | P | 22.73 | 0' - 4" | 2' - 2" | 0.8 |
| RESIDENTIAL | P | 22.74 | 0' - 6" | 3' - 6" | 1.7 |
| | SUBTOTAL | | | | 687.7 |

## 22ND FLOOR AREA CALCULATIONS
ZONE C5-3 MID

| USE | No. | *GFA | *DEDUCTIONS | *ZFA (SF) |
|---|---|---|---|---|
| RESIDENTIAL | | 2,024 | 167 | 1,857 |
| TOTAL | | 2,024 | 167 | 1,857 |

## 22ND FLOOR DEDUCTIONS
ZONE C5-3 MID

| USE | TYPE | No. | LENGTH | WIDTH | AREA (SF) |
|---|---|---|---|---|---|
| RESIDENTIAL | ST | 22.75 | 0' - 8" | 7' - 2" | 4.8 |
| RESIDENTIAL | ST | 22.76 | 0' - 8" | 1' - 6" | 1.0 |
| RESIDENTIAL | ST | 22.77 | 0' - 8" | 1' - 6" | 1.0 |
| RESIDENTIAL | M | 22.78 | 1' - 4" | 3' - 2" | 4.2 |
| RESIDENTIAL | P | 22.79 | 1' - 1" | 2' - 0" | 2.2 |
| RESIDENTIAL | M | 22.80 | 4' - 0" | 6' - 7" | 26.4 |
| RESIDENTIAL | M | 22.81 | 3' - 4" | 10' - 3" | 33.9 |
| RESIDENTIAL | P | 22.82 | 1' - 6" | 7' - 3" | 10.9 |
| RESIDENTIAL | M | 22.83 | 2' - 9" | 3' - 0" | 8.3 |
| RESIDENTIAL | M | 22.84 | 3' - 1" | 3' - 6" | 10.8 |
| RESIDENTIAL | M | 22.85 | 2' - 0" | 7' - 10" | 15.7 |
| RESIDENTIAL | P | 22.86 | 0' - 10" | 3' - 4" | 2.7 |
| RESIDENTIAL | P | 22.87 | 0' - 7" | 3' - 6" | 2.1 |
| RESIDENTIAL | M | 22.88 | 0' - 5" | 1' - 2" | 0.5 |
| RESIDENTIAL | P | 22.89 | 1' - 4" | 6' - 0" | 7.9 |
| RESIDENTIAL | M | 22.90 | 2' - 1" | 2' - 8" | 5.6 |
| RESIDENTIAL | M | 22.91 | 1' - 1" | 2' - 3" | 2.5 |
| RESIDENTIAL | M | 22.92 | 4' - 8" | 5' - 0" | 23.2 |
| RESIDENTIAL | M | 22.93 | 1' - 6" | 2' - 1" | 3.2 |
| | SUBTOTAL | | | | 166.8 |

## 22ND FLOOR AREA CALCULATIONS
ZONE C5-1 AND C5-3 MID

| USE | *GFA | *DEDUCTIONS | *ZFA (SF) |
|---|---|---|---|
| RESIDENTIAL | 11,410 | 855 | 10,556 |
| TOTAL | 11,410 | 855 | 10,556 |

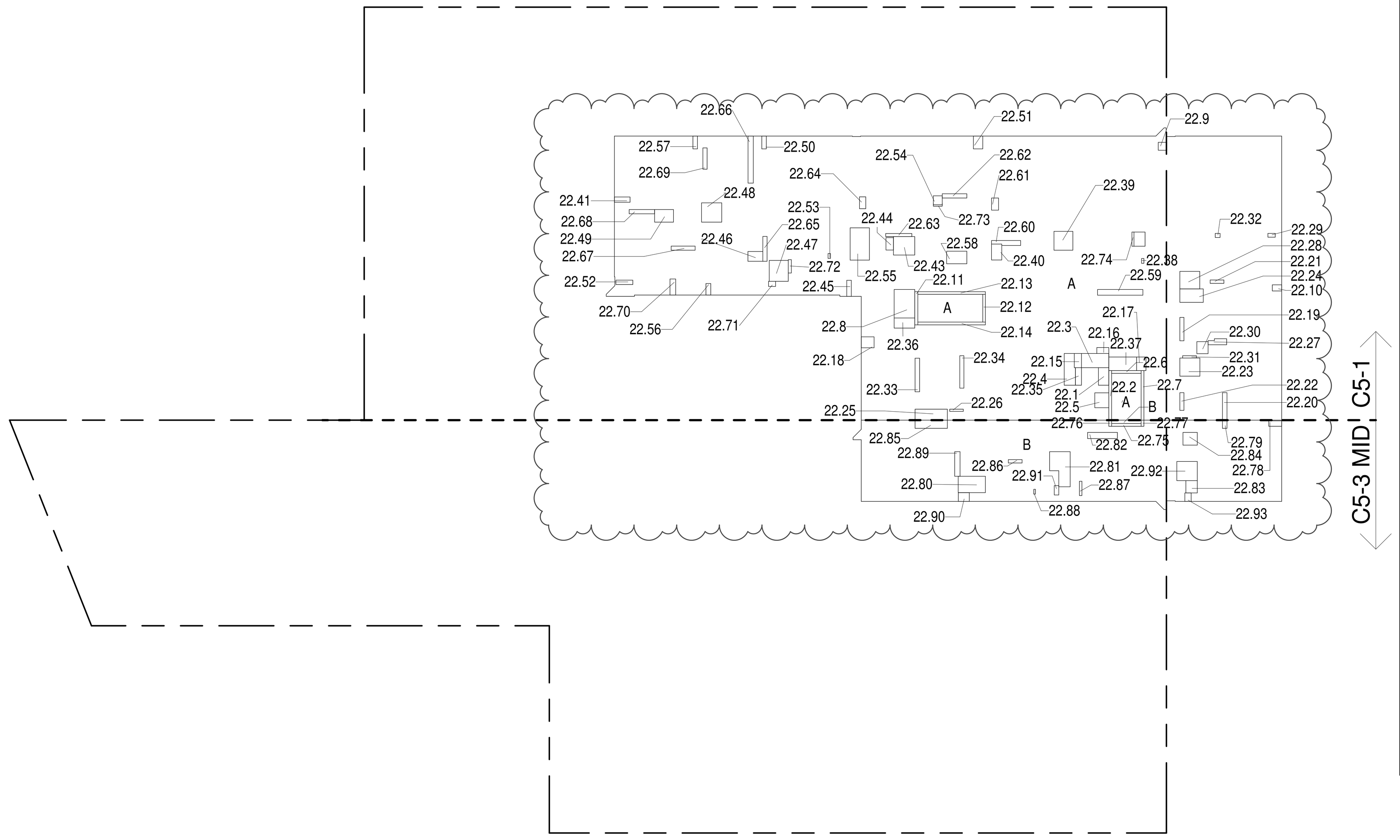


**22ND FLOOR (MFD:45TH FLOOR) GROSS FLOOR AREA PLAN AND DEDUCTIONS** (1)
3/64" = 1'-0"

## 23RD FLOOR AREA CALCULATIONS
ZONE C5-1

| USE | No. | *GFA | *DEDUCTIONS | *ZFA (SF) |
|---|---|---|---|---|
| RESIDENTIAL | | 9,387 | 688 | 8,699 |
| TOTAL | | 9,387 | 688 | 8,699 |

## 23RD FLOOR DEDUCTIONS
ZONE C5-1

| USE | TYPE | No. | LENGTH | WIDTH | AREA (SF) |
|---|---|---|---|---|---|
| RESIDENTIAL | E | 23.1 | 2' - 7" | 4' - 3" | 10.9 |
| RESIDENTIAL | ST | 23.2 | 0' - 8" | 12' - 1" | 8.0 |
| RESIDENTIAL | M | 23.3 | 3' - 5" | 6' - 8" | 22.8 |
| RESIDENTIAL | M | 23.4 | 2' - 7" | 7' - 11" | 20.1 |
| RESIDENTIAL | M | 23.5 | 3' - 5" | 3' - 8" | 12.5 |
| RESIDENTIAL | ST | 23.6 | 0' - 8" | 7' - 2" | 4.8 |
| RESIDENTIAL | ST | 23.7 | 0' - 8" | 12' - 1" | 8.0 |
| RESIDENTIAL | E | 23.8 | 5' - 1" | 6' - 10" | 34.7 |
| RESIDENTIAL | M | 23.9 | 1' - 11" | 2' - 1" | 4.0 |
| RESIDENTIAL | M | 23.10 | 1' - 6" | 2' - 3" | 3.4 |
| RESIDENTIAL | ST | 23.11 | 0' - 9" | 8' - 1" | 5.9 |
| RESIDENTIAL | ST | 23.12 | 0' - 8" | 6' - 9" | 4.5 |
| RESIDENTIAL | ST | 23.13 | 0' - 8" | 16' - 5" | 11.0 |
| RESIDENTIAL | ST | 23.14 | 0' - 8" | 16' - 5" | 11.0 |
| RESIDENTIAL | P | 23.15 | 1' - 9" | 3' - 5" | 6.0 |
| RESIDENTIAL | M | 23.16 | 1' - 6" | 2' - 11" | 4.3 |
| RESIDENTIAL | M | 23.17 | 2' - 3" | 3' - 4" | 7.4 |
| RESIDENTIAL | M | 23.18 | 2' - 8" | 3' - 1" | 8.2 |
| RESIDENTIAL | P | 23.19 | 1' - 0" | 5' - 8" | 5.7 |
| RESIDENTIAL | P | 23.20 | 1' - 1" | 6' - 8" | 7.4 |
| RESIDENTIAL | P | 23.21 | 0' - 10" | 3' - 4" | 2.7 |
| RESIDENTIAL | P | 23.22 | 1' - 0" | 4' - 4" | 4.3 |
| RESIDENTIAL | M | 23.23 | 4' - 5" | 4' - 10" | 21.4 |
| RESIDENTIAL | M | 23.24 | 3' - 3" | 5' - 8" | 18.5 |
| RESIDENTIAL | M | 23.25 | 2' - 8" | 7' - 10" | 20.8 |
| RESIDENTIAL | P | 23.26 | 0' - 6" | 3' - 4" | 1.7 |
| RESIDENTIAL | P | 23.27 | 1' - 3" | 4' - 9" | 5.9 |
| RESIDENTIAL | M | 23.28 | 4' - 3" | 4' - 10" | 20.6 |
| RESIDENTIAL | M | 23.29 | 0' - 11" | 1' - 9" | 1.6 |
| RESIDENTIAL | M | 23.30 | 2' - 9" | 2' - 11" | 7.8 |
| RESIDENTIAL | P | 23.31 | 0' - 7" | 3' - 4" | 1.9 |
| RESIDENTIAL | M | 23.32 | 1' - 0" | 1' - 2" | 1.2 |
| RESIDENTIAL | P | 23.33 | 1' - 1" | 8' - 2" | 9.0 |
| RESIDENTIAL | P | 23.34 | 1' - 0" | 7' - 11" | 7.9 |
| RESIDENTIAL | E | 23.35 | 1' - 5" | 4' - 3" | 6.1 |
| | SUBTOTAL | | | | |

## 23RD FLOOR DEDUCTIONS
ZONE C5-1

| USE | TYPE | No. | LENGTH | WIDTH | AREA (SF) |
|---|---|---|---|---|---|
| RESIDENTIAL | M | 23.36 | 2' - 6" | 5' - 0" | 12.3 |
| RESIDENTIAL | P | 23.37 | 3' - 4" | 6' - 9" | 22.2 |
| RESIDENTIAL | M | 23.38 | 0' - 7" | 1' - 2" | 0.6 |
| RESIDENTIAL | M | 23.39 | 4' - 7" | 4' - 7" | 21.0 |
| RESIDENTIAL | M | 23.40 | 2' - 6" | 3' - 11" | 9.7 |
| RESIDENTIAL | M | 23.41 | 1' - 3" | 3' - 10" | 4.8 |
| RESIDENTIAL | M | 23.42 | 2' - 9" | 3' - 6" | 9.4 |
| RESIDENTIAL | M | 23.43 | 4' - 6" | 5' - 2" | 23.3 |
| RESIDENTIAL | M | 23.44 | 1' - 10" | 3' - 0" | 5.5 |
| RESIDENTIAL | M | 23.45 | 1' - 2" | 3' - 11" | 4.4 |
| RESIDENTIAL | M | 23.46 | 2' - 5" | 3' - 8" | 8.7 |
| RESIDENTIAL | M | 23.47 | 4' - 8" | 5' - 1" | 23.4 |
| RESIDENTIAL | M | 23.48 | 4' - 8" | 4' - 11" | 23.0 |
| RESIDENTIAL | M | 23.49 | 3' - 1" | 4' - 7" | 13.9 |
| RESIDENTIAL | M | 23.50 | 1' - 1" | 3' - 2" | 3.4 |
| RESIDENTIAL | M | 23.51 | 2' - 3" | 3' - 1" | 7.0 |
| RESIDENTIAL | M | 23.52 | 1' - 1" | 4' - 2" | 4.5 |
| RESIDENTIAL | M | 23.53 | 0' - 7" | 1' - 2" | 0.7 |
| RESIDENTIAL | M | 23.54 | 2' - 2" | 2' - 2" | 4.8 |
| RESIDENTIAL | M | 23.55 | 4' - 8" | 7' - 10" | 36.8 |
| RESIDENTIAL | M | 23.56 | 1' - 2" | 2' - 10" | 3.2 |
| RESIDENTIAL | M | 23.57 | 1' - 1" | 3' - 2" | 3.3 |
| RESIDENTIAL | M | 23.58 | 3' - 1" | 4' - 11" | 15.1 |
| RESIDENTIAL | P | 23.59 | 1' - 5" | 11' - 0" | 15.2 |
| RESIDENTIAL | P | 23.60 | 1' - 1" | 7' - 2" | 7.8 |
| RESIDENTIAL | P | 23.61 | 1' - 8" | 2' - 11" | 5.0 |
| RESIDENTIAL | P | 23.62 | 1' - 0" | 6' - 0" | 6.1 |
| RESIDENTIAL | P | 23.63 | 0' - 9" | 6' - 4" | 4.7 |
| RESIDENTIAL | P | 23.64 | 1' - 6" | 2' - 11" | 4.4 |
| RESIDENTIAL | P | 23.65 | 1' - 0" | 6' - 1" | 6.0 |
| RESIDENTIAL | P | 23.66 | 1' - 3" | 11' - 5" | 14.7 |
| RESIDENTIAL | P | 23.67 | 1' - 0" | 5' - 10" | 5.8 |
| RESIDENTIAL | P | 23.68 | 1' - 1" | 6' - 2" | 6.5 |
| RESIDENTIAL | P | 23.69 | 1' - 1" | 5' - 2" | 5.4 |
| RESIDENTIAL | P | 23.70 | 1' - 5" | 3' - 11" | 5.5 |
| RESIDENTIAL | M | 23.71 | 1' - 3" | 1' - 9" | 2.2 |
| RESIDENTIAL | P | 23.72 | 0' - 9" | 3' - 3" | 2.4 |
| RESIDENTIAL | P | 23.73 | 0' - 4" | 2' - 2" | 0.8 |
| RESIDENTIAL | P | 23.74 | 0' - 6" | 3' - 6" | 1.7 |
| | SUBTOTAL | | | | 687.5 |

## 23RD FLOOR AREA CALCULATIONS
ZONE C5-3 MID

| USE | No. | *GFA | *DEDUCTIONS | *ZFA (SF) |
|---|---|---|---|---|
| RESIDENTIAL | | 2,024 | 167 | 1,857 |
| TOTAL | | 2,024 | 167 | 1,857 |

## 23RD FLOOR DEDUCTIONS
ZONE C5-3 MID

| USE | TYPE | No. | LENGTH | WIDTH | AREA (SF) |
|---|---|---|---|---|---|
| RESIDENTIAL | ST | 23.75 | 0' - 8" | 7' - 2" | 4.8 |
| RESIDENTIAL | ST | 23.76 | 0' - 8" | 1' - 6" | 1.0 |
| RESIDENTIAL | ST | 23.77 | 0' - 8" | 1' - 6" | 1.0 |
| RESIDENTIAL | M | 23.78 | 1' - 4" | 3' - 2" | 4.2 |
| RESIDENTIAL | P | 23.79 | 1' - 1" | 2' - 0" | 2.2 |
| RESIDENTIAL | M | 23.80 | 4' - 0" | 6' - 7" | 26.4 |
| RESIDENTIAL | M | 23.81 | 3' - 4" | 10' - 3" | 33.9 |
| RESIDENTIAL | P | 23.82 | 1' - 6" | 7' - 3" | 10.9 |
| RESIDENTIAL | M | 23.83 | 2' - 9" | 3' - 0" | 8.3 |
| RESIDENTIAL | M | 23.84 | 3' - 1" | 3' - 6" | 10.8 |
| RESIDENTIAL | M | 23.85 | 2' - 0" | 7' - 10" | 15.7 |
| RESIDENTIAL | P | 23.86 | 0' - 10" | 3' - 4" | 2.7 |
| RESIDENTIAL | P | 23.87 | 0' - 7" | 3' - 6" | 2.1 |
| RESIDENTIAL | M | 23.88 | 0' - 5" | 1' - 2" | 0.5 |
| RESIDENTIAL | P | 23.89 | 1' - 4" | 6' - 0" | 7.9 |
| RESIDENTIAL | M | 23.90 | 2' - 1" | 2' - 8" | 5.6 |
| RESIDENTIAL | M | 23.91 | 1' - 1" | 2' - 3" | 2.5 |
| RESIDENTIAL | M | 23.92 | 4' - 8" | 5' - 0" | 23.2 |
| RESIDENTIAL | M | 23.93 | 1' - 6" | 2' - 1" | 3.2 |
| | SUBTOTAL | | | | 166.8 |

## 23RD FLOOR AREA CALCULATIONS
ZONE C5-1 AND C5-3 MID

| USE | *GFA | *DEDUCTIONS | *ZFA (SF) |
|---|---|---|---|
| RESIDENTIAL | 11,410 | 854 | 10,556 |
| TOTAL | 11,410 | 854 | 10,556 |

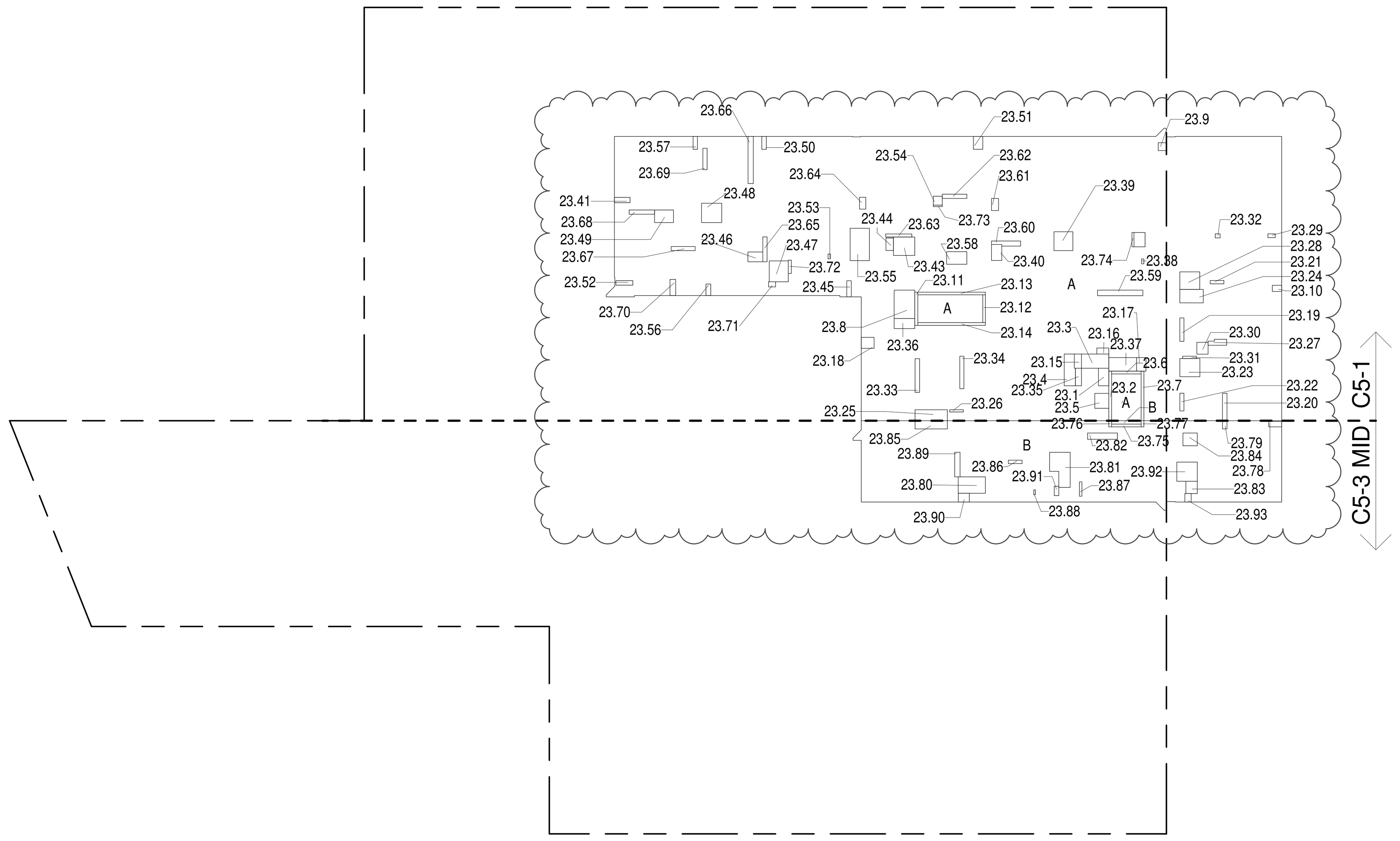


**23RD FLOOR (MFD:46TH FLOOR) GROSS FLOOR AREA PLAN AND DEDUCTIONS** (2)
3/64" = 1'-0"

## 24TH FLOOR AREA CALCULATIONS
ZONE C5-1

| USE | No. | *GFA | *DEDUCTIONS | *ZFA (SF) |
|---|---|---|---|---|
| RESIDENTIAL | | 9,387 | 688 | 8,699 |
| TOTAL | | 9,387 | 688 | 8,699 |

## 24TH FLOOR DEDUCTIONS
ZONE C5-1

| USE | TYPE | No. | LENGTH | WIDTH | AREA (SF) |
|---|---|---|---|---|---|
| RESIDENTIAL | E | 24.1 | 2' - 7" | 4' - 3" | 10.9 |
| RESIDENTIAL | ST | 24.2 | 0' - 8" | 12' - 1" | 8.0 |
| RESIDENTIAL | M | 24.3 | 3' - 5" | 6' - 8" | 22.8 |
| RESIDENTIAL | M | 24.4 | 2' - 7" | 7' - 11" | 20.1 |
| RESIDENTIAL | M | 24.5 | 3' - 5" | 3' - 8" | 12.5 |
| RESIDENTIAL | ST | 24.6 | 0' - 8" | 7' - 2" | 4.8 |
| RESIDENTIAL | ST | 24.7 | 0' - 8" | 12' - 1" | 8.0 |
| RESIDENTIAL | E | 24.8 | 5' - 1" | 6' - 10" | 34.7 |
| RESIDENTIAL | M | 24.9 | 1' - 11" | 2' - 1" | 4.0 |
| RESIDENTIAL | M | 24.10 | 1' - 6" | 2' - 3" | 3.4 |
| RESIDENTIAL | ST | 24.11 | 0' - 9" | 8' - 1" | 5.9 |
| RESIDENTIAL | ST | 24.12 | 0' - 8" | 6' - 9" | 4.5 |
| RESIDENTIAL | ST | 24.13 | 0' - 8" | 16' - 5" | 11.0 |
| RESIDENTIAL | ST | 24.14 | 0' - 8" | 16' - 5" | 11.0 |
| RESIDENTIAL | P | 24.15 | 1' - 9" | 3' - 5" | 6.0 |
| RESIDENTIAL | M | 24.16 | 1' - 6" | 2' - 11" | 4.3 |
| RESIDENTIAL | M | 24.17 | 2' - 3" | 3' - 4" | 7.4 |
| RESIDENTIAL | M | 24.18 | 2' - 8" | 3' - 1" | 8.2 |
| RESIDENTIAL | P | 24.19 | 1' - 0" | 5' - 8" | 5.7 |
| RESIDENTIAL | P | 24.20 | 1' - 1" | 6' - 8" | 7.4 |
| RESIDENTIAL | P | 24.21 | 0' - 10" | 3' - 4" | 2.7 |
| RESIDENTIAL | P | 24.22 | 1' - 0" | 4' - 4" | 4.3 |
| RESIDENTIAL | M | 24.23 | 4' - 5" | 4' - 10" | 21.4 |
| RESIDENTIAL | M | 24.24 | 3' - 3" | 5' - 8" | 18.5 |
| RESIDENTIAL | M | 24.25 | 2' - 8" | 7' - 10" | 20.8 |
| RESIDENTIAL | P | 24.26 | 0' - 6" | 3' - 4" | 1.7 |
| RESIDENTIAL | P | 24.27 | 1' - 3" | 4' - 9" | 5.9 |
| RESIDENTIAL | M | 24.28 | 4' - 3" | 4' - 10" | 20.6 |
| RESIDENTIAL | M | 24.29 | 0' - 11" | 1' - 9" | 1.6 |
| RESIDENTIAL | M | 24.30 | 2' - 9" | 2' - 11" | 7.8 |
| RESIDENTIAL | P | 24.31 | 0' - 7" | 3' - 4" | 1.9 |
| RESIDENTIAL | M | 24.32 | 1' - 0" | 1' - 2" | 1.2 |
| RESIDENTIAL | P | 24.33 | 1' - 1" | 8' - 2" | 9.0 |
| RESIDENTIAL | P | 24.34 | 1' - 0" | 7' - 11" | 7.9 |
| RESIDENTIAL | E | 24.35 | 1' - 5" | 4' - 3" | 6.1 |
| | SUBTOTAL | | | | |

## 24TH FLOOR DEDUCTIONS
ZONE C5-1

| USE | TYPE | No. | LENGTH | WIDTH | AREA (SF) |
|---|---|---|---|---|---|
| RESIDENTIAL | M | 24.36 | 2' - 6" | 5' - 0" | 12.3 |
| RESIDENTIAL | P | 24.37 | 3' - 4" | 6' - 9" | 22.2 |
| RESIDENTIAL | M | 24.38 | 0' - 7" | 1' - 2" | 0.6 |
| RESIDENTIAL | M | 24.39 | 4' - 7" | 4' - 7" | 21.0 |
| RESIDENTIAL | M | 24.40 | 2' - 6" | 3' - 11" | 9.7 |
| RESIDENTIAL | M | 24.41 | 1' - 3" | 3' - 10" | 4.8 |
| RESIDENTIAL | M | 24.42 | 2' - 9" | 3' - 6" | 9.4 |
| RESIDENTIAL | M | 24.43 | 4' - 6" | 5' - 2" | 23.3 |
| RESIDENTIAL | M | 24.44 | 1' - 10" | 3' - 0" | 5.5 |
| RESIDENTIAL | M | 24.45 | 1' - 2" | 3' - 11" | 4.4 |
| RESIDENTIAL | M | 24.46 | 2' - 5" | 3' - 8" | 8.7 |
| RESIDENTIAL | M | 24.47 | 4' - 8" | 5' - 1" | 23.4 |
| RESIDENTIAL | M | 24.48 | 4' - 8" | 4' - 11" | 23.0 |
| RESIDENTIAL | M | 24.49 | 3' - 1" | 4' - 7" | 13.9 |
| RESIDENTIAL | M | 24.50 | 1' - 1" | 3' - 2" | 3.4 |
| RESIDENTIAL | M | 24.51 | 2' - 3" | 3' - 1" | 7.0 |
| RESIDENTIAL | M | 24.52 | 1' - 1" | 4' - 2" | 4.5 |
| RESIDENTIAL | M | 24.53 | 0' - 7" | 1' - 2" | 0.7 |
| RESIDENTIAL | M | 24.54 | 2' - 2" | 2' - 2" | 4.8 |
| RESIDENTIAL | M | 24.55 | 4' - 8" | 7' - 10" | 36.8 |
| RESIDENTIAL | M | 24.56 | 1' - 2" | 2' - 10" | 3.2 |
| RESIDENTIAL | M | 24.57 | 1' - 1" | 3' - 2" | 3.3 |
| RESIDENTIAL | M | 24.58 | 3' - 1" | 4' - 11" | 15.1 |
| RESIDENTIAL | P | 24.59 | 1' - 5" | 11' - 0" | 15.2 |
| RESIDENTIAL | P | 24.60 | 1' - 1" | 7' - 2" | 7.8 |
| RESIDENTIAL | P | 24.61 | 1' - 8" | 2' - 11" | 5.0 |
| RESIDENTIAL | P | 24.62 | 1' - 0" | 6' - 0" | 6.1 |
| RESIDENTIAL | P | 24.63 | 0' - 9" | 6' - 4" | 4.7 |
| RESIDENTIAL | P | 24.64 | 1' - 6" | 2' - 11" | 4.4 |
| RESIDENTIAL | P | 24.65 | 1' - 0" | 6' - 1" | 6.0 |
| RESIDENTIAL | P | 24.66 | 1' - 3" | 11' - 5" | 14.7 |
| RESIDENTIAL | P | 24.67 | 1' - 0" | 5' - 10" | 5.8 |
| RESIDENTIAL | P | 24.68 | 1' - 1" | 6' - 2" | 6.5 |
| RESIDENTIAL | P | 24.69 | 1' - 1" | 5' - 2" | 5.4 |
| RESIDENTIAL | P | 24.70 | 1' - 5" | 3' - 11" | 5.5 |
| RESIDENTIAL | M | 24.71 | 1' - 3" | 1' - 9" | 2.2 |
| RESIDENTIAL | P | 24.72 | 0' - 9" | 3' - 3" | 2.4 |
| RESIDENTIAL | P | 24.73 | 0' - 4" | 2' - 2" | 0.8 |
| RESIDENTIAL | P | 24.74 | 0' - 6" | 3' - 6" | 1.7 |
| | SUBTOTAL | | | | 687.5 |

## 24TH FLOOR AREA CALCULATIONS
ZONE C5-3 MID

| USE | No. | *GFA | *DEDUCTIONS | *ZFA (SF) |
|---|---|---|---|---|
| RESIDENTIAL | | 2,024 | 167 | 1,857 |
| TOTAL | | 2,024 | 167 | 1,857 |

## 24TH FLOOR DEDUCTIONS
ZONE C5-3 MID

| USE | TYPE | No. | LENGTH | WIDTH | AREA (SF) |
|---|---|---|---|---|---|
| RESIDENTIAL | ST | 24.75 | 0' - 8" | 7' - 2" | 4.8 |
| RESIDENTIAL | ST | 24.76 | 0' - 8" | 1' - 6" | 1.0 |
| RESIDENTIAL | ST | 24.77 | 0' - 8" | 1' - 6" | 1.0 |
| RESIDENTIAL | M | 24.78 | 1' - 4" | 3' - 2" | 4.2 |
| RESIDENTIAL | P | 24.79 | 1' - 1" | 2' - 0" | 2.2 |
| RESIDENTIAL | M | 24.80 | 4' - 0" | 6' - 7" | 26.4 |
| RESIDENTIAL | M | 24.81 | 3' - 4" | 10' - 3" | 33.9 |
| RESIDENTIAL | P | 24.82 | 1' - 6" | 7' - 3" | 10.9 |
| RESIDENTIAL | M | 24.83 | 2' - 9" | 3' - 0" | 8.3 |
| RESIDENTIAL | M | 24.84 | 3' - 1" | 3' - 6" | 10.8 |
| RESIDENTIAL | M | 24.85 | 2' - 0" | 7' - 10" | 15.7 |
| RESIDENTIAL | P | 24.86 | 0' - 10" | 3' - 4" | 2.7 |
| RESIDENTIAL | P | 24.87 | 0' - 7" | 3' - 6" | 2.1 |
| RESIDENTIAL | M | 24.88 | 0' - 5" | 1' - 2" | 0.5 |
| RESIDENTIAL | P | 24.89 | 1' - 4" | 6' - 0" | 7.9 |
| RESIDENTIAL | M | 24.90 | 2' - 1" | 2' - 8" | 5.6 |
| RESIDENTIAL | M | 24.91 | 1' - 1" | 2' - 3" | 2.5 |
| RESIDENTIAL | M | 24.92 | 4' - 8" | 5' - 0" | 23.2 |
| RESIDENTIAL | M | 24.93 | 1' - 6" | 2' - 1" | 3.2 |
| | SUBTOTAL | | | | 166.8 |

## 24TH FLOOR AREA CALCULATIONS
ZONE C5-1 AND C5-3 MID

| USE | *GFA | *DEDUCTIONS | *ZFA (SF) |
|---|---|---|---|
| RESIDENTIAL | 11,410 | 854 | 10,556 |
| TOTAL | 11,410 | 854 | 10,556 |

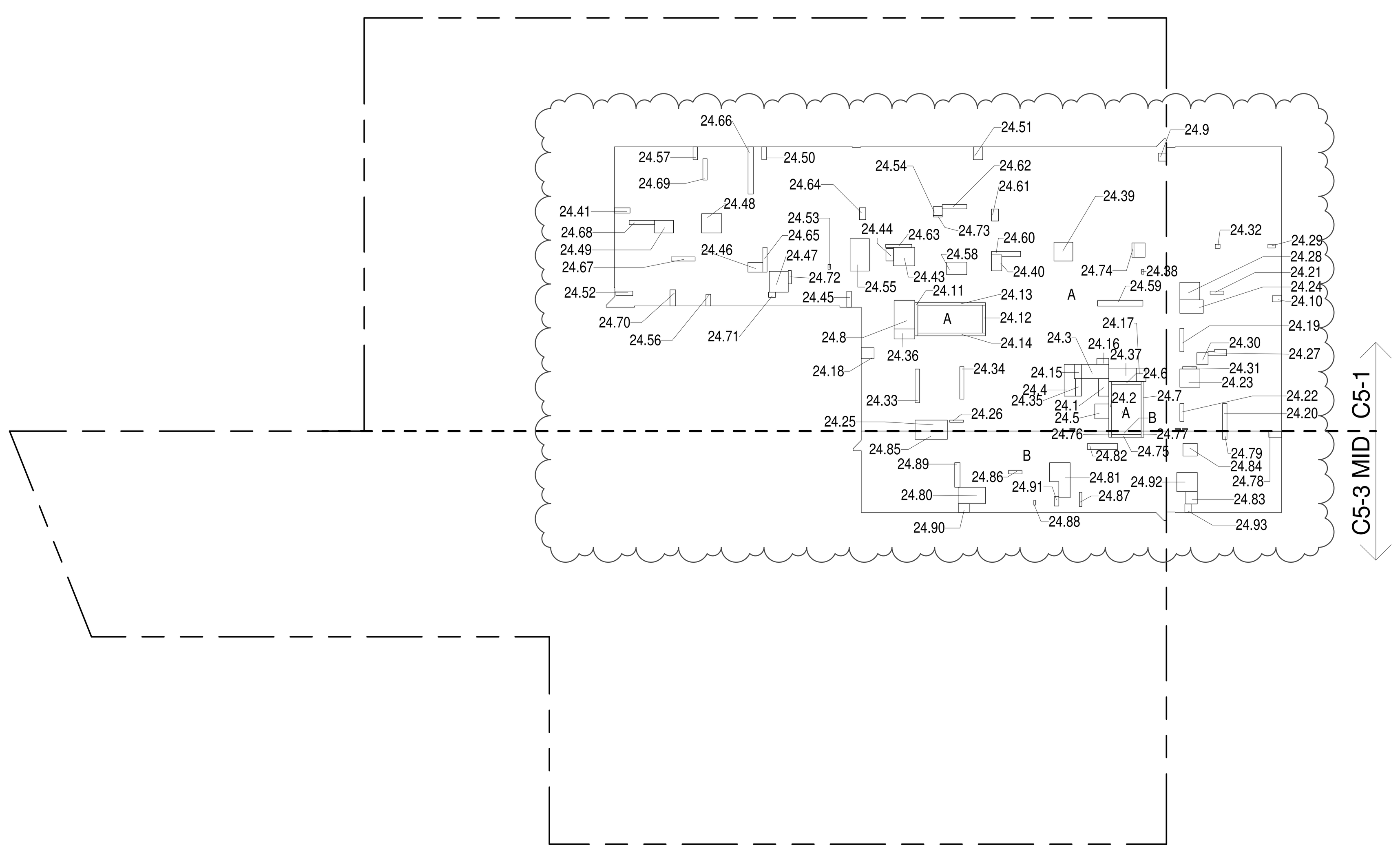


**24TH FLOOR (MFD:47TH FLOOR) GROSS FLOOR AREA PLAN AND DEDUCTIONS** (3)
3/64" = 1'-0"

ZONING AND DEDUCT LEGEND

- DEDUCTIONS
- M - MECHANICAL ROOM / RISER
- E - ELECTRICAL SHAFT / RISER
- P - PLUMBING RISER
- BG - BELOW GRADE
- O - OPENING TO BELOW
- L - LOADING BAYS
- ST - 44" RESI STAIR SHAFT (INCLUDING 8" PERIMETER)
- G - GAP FROM ADJACENT BUILDING
- DEVELOPMENT LOT LINE

* WHERE APPLICABLE, DOCUMENTED AND CALCULATED AREAS HAVE BEEN ROUNDED TO ITS NEXT SIGNIFICANT DIGIT.

** LENGTH AND WIDTH DIMENSIONS FOR COMPLEX SHAPES HAVE BEEN SIMPLIFIED TO ILLUSTRATE ONLY LARGEST OVERALL DIMENSION RESPECTIVELY. AREA DOCUMENTED IS THE EXACT AREA OF THE COMPLEX SHAPE

*** ELECTRICAL DEDUCTIONS ARE ONLY FOR ELECTRICAL RISERS. AND CLOSETS. NO DEDUCTIONS TAKEN FOR TELEPHONE CLOSETS

DEPT OF BLDGS 121328205 Job Number
ES474727304 Scan Code

KEY PLAN:

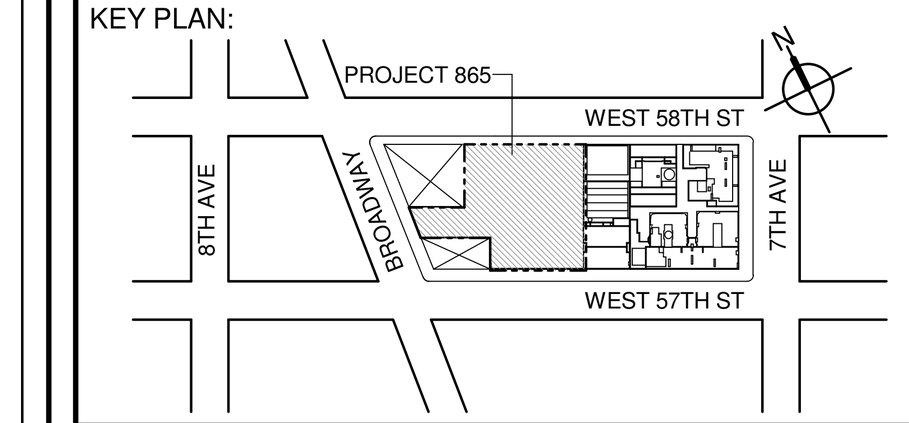


PROJECT NORTH | TRUE NORTH


DEVELOPER:
***EXTELL DEVELOPMENT COMPANY***
805 THIRD AVENUE, 7TH FLOOR
New York, NY 10022 USA
TEL: 212 712 6000 FAX: 212 712 6100

DESIGN ARCHITECT: Base Building Shell & Core
***ADRIAN SMITH + GORDON GILL ARCHITECTURE***
111 WEST MONROE STREET SUITE 2300
CHICAGO IL 60603
TEL: 312 920 1888 FAX: 312 920 1775

ARCHITECT OF RECORD: Base Building Shell & Core
***AAI ARCHITECTS, P.C.***
401 Wellington St. W., 3rd Floor
Toronto, ON M5V 1E7 Canada
TEL: 416 967 1500 FAX: 416 967 7150

STRUCTURAL ENGINEERS:
***WSP CANTOR SEINUK***
228 EAST 45th Street
New York, NY 10017 USA
TEL: 212 687 9888 FAX: 646 487 5501

MEP ENGINEERS:
***AKF GROUP***
1501 Broadway
New York, NY 10036 USA
TEL: 212 354 5656 FAX: 212 354 5668

GEOTECHNICAL ENGINEERS:
***Langan Engineering & Environmental Services***
21 Penn Plaza - 360 West 31st Street, 8th Floor
New York, NY 10001-2727
TEL: 212 479 5400 FAX: 212 479 5444

CODE CONSULTANTS:
***Construction Consulting Associates***
100 Church Street
New York, NY 10007
TEL: 212 385 1818 FAX: 212 385 1911

CURTAINWALL CONSULTANT:
***AJLP Consulting***
40 Worth Street. Suite 826
New York, NY 10013
TEL: 212 757 5659 FAX: 646 219 8508

LANDMARK/PRESERVATION CONSULTANT:
***Higgins Quasebarth & Partners LLC***
11 Hanover Square, 16th Floor
New York, NY 1005
TEL: 212 274 9468 FAX: 646 274 9380

LANDMARK/PRESERVATION CONSULTANT:
***Jan Hird Pokorny Associates, Inc.***
39 West 37th Street, 12A
New York, NY 10018
TEL: 212 759 6462 FAX: 212 759 6540


| No. | DESCRIPTION: | DATE: |
|---|---|---|
| 1 | D.O.B. SUBMISSION | 05 DEC 14 |
| 2 | D.O.B. SUBMISSION | 18 FEB 15 |
| | D.O.B. SUBMISSION | 27 APR 14 |
| | D.O.B. AMENDMENT 2 | 21 SEP 15 |
| | D.O.B. AMENDMENT 3 | 03 OCT 16 |

0 10' - 8" 21' - 4" 42' - 8"

**D.O.B. SUBMISSION**


Discrepancies must be reported immediately to the Architect before proceeding. Only figured dimensions are to be used. Contractors must check all dimensions on site. This drawing is protected by copyright.


ALL DIMENSIONS ARE SHOWN IN IMPERIAL.

CONSULTANT: AAI ARCHITECTS, P.C.

PROJECT:
**217 WEST 57TH STREET**
NEW YORK, NY

DRAWING TITLE:
ZONING FLOOR AREA PLAN AND DEDUCTIONS
22ND 23RD, 24TH FLOOR

SEAL & SIGNATURE: REGISTERED ARCHITECT WIEPKE DAVID JANSEN No. 028881 STATE OF NEW YORK

| DATE: | 05 DEC 14 |
|---|---|
| PROJECT No: | 1216-00 |
| DRAWN: Author | REV: 2 |
| CHK: Checker | |
| SCALE: 3/64" = 1'-0" | |
| DWG No: | **Z-016.02** |
| DOB PAGE No: | 13 of 454 |

DOB EMPLOYEE STAMP: | DOB B-SCAN:

36" x 48" Arch E - SHEET SIZE

FILE NAME:
PLOT DATE: 10/14/2016 1:59:25 PM

36" x 48" Arch E -SHEET SIZE

DEPT OF BLDGS 121328205 Job Number

ES657395195 Scan Code

### 25TH FLOOR AREA CALCULATIONS — ZONE C5-1

| USE | No. | *GFA | *DEDUCTIONS | *ZFA (SF) |
|---|---|---|---|---|
| RESIDENTIAL | | 9,387 | 688 | 8,699 |
| TOTAL | | 9,387 | 688 | 8,699 |

### 25TH FLOOR DEDUCTIONS — ZONE C5-1

| USE | TYPE | No. | LENGTH | WIDTH | AREA (SF) |
|---|---|---|---|---|---|
| RESIDENTIAL | E | 25.1 | 2' - 7" | 4' - 3" | 10.9 |
| RESIDENTIAL | ST | 25.2 | 0' - 8" | 12' - 1" | 8.0 |
| RESIDENTIAL | M | 25.3 | 3' - 5" | 6' - 8" | 22.8 |
| RESIDENTIAL | M | 25.4 | 2' - 7" | 7' - 11" | 20.1 |
| RESIDENTIAL | M | 25.5 | 3' - 5" | 3' - 8" | 12.5 |
| RESIDENTIAL | ST | 25.6 | 0' - 8" | 7' - 2" | 4.8 |
| RESIDENTIAL | ST | 25.7 | 0' - 8" | 12' - 1" | 8.0 |
| RESIDENTIAL | E | 25.8 | 5' - 1" | 6' - 10" | 34.7 |
| RESIDENTIAL | M | 25.9 | 1' - 11" | 2' - 1" | 4.0 |
| RESIDENTIAL | M | 25.10 | 1' - 6" | 2' - 3" | 3.4 |
| RESIDENTIAL | ST | 25.11 | 0' - 9" | 8' - 1" | 5.9 |
| RESIDENTIAL | ST | 25.12 | 0' - 8" | 6' - 9" | 4.5 |
| RESIDENTIAL | ST | 25.13 | 0' - 8" | 16' - 5" | 11.0 |
| RESIDENTIAL | ST | 25.14 | 0' - 8" | 16' - 5" | 11.0 |
| RESIDENTIAL | P | 25.15 | 1' - 9" | 3' - 5" | 6.0 |
| RESIDENTIAL | M | 25.16 | 1' - 6" | 2' - 11" | 4.3 |
| RESIDENTIAL | M | 25.17 | 2' - 3" | 3' - 4" | 7.4 |
| RESIDENTIAL | M | 25.18 | 2' - 8" | 3' - 1" | 8.2 |
| RESIDENTIAL | P | 25.19 | 1' - 0" | 5' - 8" | 5.7 |
| RESIDENTIAL | P | 25.20 | 1' - 1" | 6' - 8" | 7.4 |
| RESIDENTIAL | P | 25.21 | 0' - 10" | 3' - 4" | 2.7 |
| RESIDENTIAL | P | 25.22 | 1' - 0" | 4' - 4" | 4.3 |
| RESIDENTIAL | M | 25.23 | 4' - 5" | 4' - 10" | 21.4 |
| RESIDENTIAL | M | 25.24 | 3' - 3" | 5' - 8" | 18.5 |
| RESIDENTIAL | M | 25.25 | 2' - 8" | 7' - 10" | 20.8 |
| RESIDENTIAL | P | 25.26 | 0' - 6" | 3' - 4" | 1.7 |
| RESIDENTIAL | P | 25.27 | 1' - 3" | 4' - 9" | 5.9 |
| RESIDENTIAL | M | 25.28 | 4' - 3" | 4' - 10" | 20.6 |
| RESIDENTIAL | M | 25.29 | 0' - 11" | 1' - 9" | 1.6 |
| RESIDENTIAL | M | 25.30 | 2' - 9" | 2' - 11" | 7.8 |
| RESIDENTIAL | P | 25.31 | 0' - 7" | 3' - 4" | 1.9 |
| RESIDENTIAL | M | 25.32 | 1' - 0" | 1' - 2" | 1.2 |
| RESIDENTIAL | P | 25.33 | 1' - 1" | 8' - 2" | 9.0 |
| RESIDENTIAL | P | 25.34 | 1' - 0" | 7' - 11" | 7.9 |
| RESIDENTIAL | E | 25.35 | 1' - 5" | 4' - 3" | 6.1 |
| | SUBTOTAL | | | | |

### 25TH FLOOR DEDUCTIONS — ZONE C5-1

| USE | TYPE | No. | LENGTH | WIDTH | AREA (SF) |
|---|---|---|---|---|---|
| RESIDENTIAL | M | 25.36 | 2' - 6" | 5' - 0" | 12.3 |
| RESIDENTIAL | P | 25.37 | 3' - 4" | 6' - 9" | 22.2 |
| RESIDENTIAL | M | 25.38 | 0' - 7" | 1' - 2" | 0.6 |
| RESIDENTIAL | M | 25.39 | 4' - 7" | 4' - 7" | 21.0 |
| RESIDENTIAL | M | 25.40 | 2' - 6" | 3' - 11" | 9.7 |
| RESIDENTIAL | M | 25.41 | 1' - 3" | 3' - 10" | 4.8 |
| RESIDENTIAL | M | 25.42 | 2' - 9" | 3' - 6" | 9.4 |
| RESIDENTIAL | M | 25.43 | 4' - 6" | 5' - 2" | 23.3 |
| RESIDENTIAL | M | 25.44 | 1' - 10" | 3' - 0" | 5.5 |
| RESIDENTIAL | M | 25.45 | 1' - 2" | 3' - 11" | 4.4 |
| RESIDENTIAL | M | 25.46 | 2' - 5" | 3' - 8" | 8.7 |
| RESIDENTIAL | M | 25.47 | 4' - 8" | 5' - 1" | 23.4 |
| RESIDENTIAL | M | 25.48 | 4' - 8" | 4' - 11" | 23.0 |
| RESIDENTIAL | M | 25.49 | 3' - 1" | 4' - 7" | 13.9 |
| RESIDENTIAL | M | 25.50 | 1' - 1" | 3' - 2" | 3.4 |
| RESIDENTIAL | M | 25.51 | 2' - 3" | 3' - 1" | 7.0 |
| RESIDENTIAL | M | 25.52 | 1' - 1" | 4' - 2" | 4.5 |
| RESIDENTIAL | M | 25.53 | 0' - 7" | 1' - 2" | 0.7 |
| RESIDENTIAL | M | 25.54 | 2' - 2" | 2' - 2" | 4.8 |
| RESIDENTIAL | M | 25.55 | 4' - 8" | 7' - 10" | 36.8 |
| RESIDENTIAL | M | 25.56 | 1' - 2" | 2' - 10" | 3.2 |
| RESIDENTIAL | M | 25.57 | 1' - 1" | 3' - 2" | 3.3 |
| RESIDENTIAL | M | 25.58 | 3' - 1" | 4' - 11" | 15.1 |
| RESIDENTIAL | P | 25.59 | 1' - 5" | 11' - 0" | 15.2 |
| RESIDENTIAL | P | 25.60 | 1' - 1" | 7' - 2" | 7.8 |
| RESIDENTIAL | P | 25.61 | 1' - 8" | 2' - 11" | 5.0 |
| RESIDENTIAL | P | 25.62 | 1' - 0" | 6' - 0" | 6.1 |
| RESIDENTIAL | P | 25.63 | 0' - 9" | 6' - 4" | 4.7 |
| RESIDENTIAL | P | 25.64 | 1' - 6" | 2' - 11" | 4.4 |
| RESIDENTIAL | P | 25.65 | 1' - 0" | 6' - 1" | 6.0 |
| RESIDENTIAL | P | 25.66 | 1' - 3" | 11' - 5" | 14.7 |
| RESIDENTIAL | P | 25.67 | 1' - 0" | 5' - 10" | 5.8 |
| RESIDENTIAL | P | 25.68 | 1' - 1" | 6' - 2" | 6.5 |
| RESIDENTIAL | P | 25.69 | 1' - 1" | 5' - 2" | 5.4 |
| RESIDENTIAL | P | 25.70 | 1' - 5" | 3' - 11" | 5.5 |
| RESIDENTIAL | M | 25.71 | 1' - 3" | 1' - 9" | 2.2 |
| RESIDENTIAL | P | 25.72 | 0' - 9" | 3' - 3" | 2.4 |
| RESIDENTIAL | P | 25.73 | 0' - 4" | 2' - 2" | 0.8 |
| RESIDENTIAL | P | 25.74 | 0' - 6" | 3' - 6" | 1.7 |
| | SUBTOTAL | | | | 687.5 |

### 25TH FLOOR AREA CALCULATIONS — ZONE C5-3 MID

| USE | No. | *GFA | *DEDUCTIONS | *ZFA (SF) |
|---|---|---|---|---|
| RESIDENTIAL | | 2,024 | 167 | 1,857 |
| TOTAL | | 2,024 | 167 | 1,857 |

### 25TH FLOOR DEDUCTIONS — ZONE C5-3 MID

| USE | TYPE | No. | LENGTH | WIDTH | AREA (SF) |
|---|---|---|---|---|---|
| RESIDENTIAL | ST | 25.75 | 0' - 8" | 7' - 2" | 4.8 |
| RESIDENTIAL | ST | 25.76 | 0' - 8" | 1' - 6" | 1.0 |
| RESIDENTIAL | ST | 25.77 | 0' - 8" | 1' - 6" | 1.0 |
| RESIDENTIAL | M | 25.78 | 1' - 4" | 3' - 2" | 4.2 |
| RESIDENTIAL | P | 25.79 | 1' - 1" | 2' - 0" | 2.2 |
| RESIDENTIAL | M | 25.80 | 4' - 0" | 6' - 7" | 26.4 |
| RESIDENTIAL | M | 25.81 | 3' - 4" | 10' - 3" | 33.9 |
| RESIDENTIAL | P | 25.82 | 1' - 6" | 7' - 3" | 10.9 |
| RESIDENTIAL | M | 25.83 | 2' - 9" | 3' - 0" | 8.3 |
| RESIDENTIAL | M | 25.84 | 3' - 1" | 3' - 6" | 10.8 |
| RESIDENTIAL | M | 25.85 | 2' - 0" | 7' - 10" | 15.7 |
| RESIDENTIAL | P | 25.86 | 0' - 10" | 3' - 4" | 2.7 |
| RESIDENTIAL | P | 25.87 | 0' - 7" | 3' - 6" | 2.1 |
| RESIDENTIAL | M | 25.88 | 0' - 5" | 1' - 2" | 0.5 |
| RESIDENTIAL | P | 25.89 | 1' - 4" | 6' - 0" | 7.9 |
| RESIDENTIAL | M | 25.90 | 2' - 1" | 2' - 8" | 5.6 |
| RESIDENTIAL | M | 25.91 | 1' - 1" | 2' - 3" | 2.5 |
| RESIDENTIAL | M | 25.92 | 4' - 8" | 5' - 0" | 23.2 |
| RESIDENTIAL | M | 25.93 | 1' - 6" | 2' - 1" | 3.2 |
| | SUBTOTAL | | | | 166.8 |

### 25TH FLOOR AREA CALCULATIONS — ZONE C5-1 AND C5-3 MID

| USE | *GFA | *DEDUCTIONS | *ZFA (SF) |
|---|---|---|---|
| RESIDENTIAL | 11,410 | 854 | 10,556 |
| TOTAL | 11,410 | 854 | 10,556 |

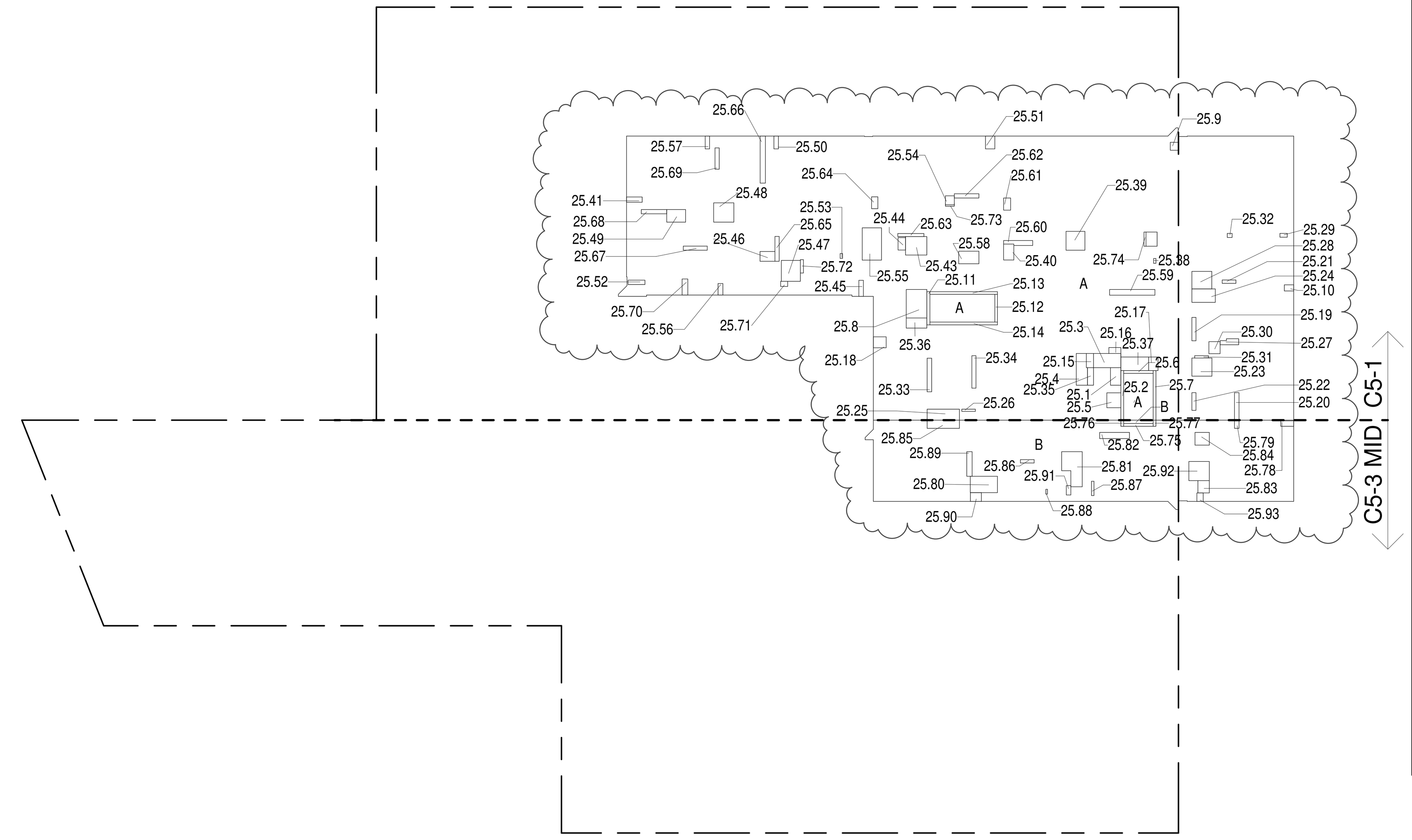


25TH FLOOR (MFD:48TH FLOOR) GROSS FLOOR AREA PLAN AND DEDUCTIONS (1)
3/64" = 1'-0"

### 26TH FLOOR AREA CALCULATIONS — ZONE C5-1

| USE | No. | *GFA | *DEDUCTIONS | *ZFA (SF) |
|---|---|---|---|---|
| RESIDENTIAL | | 9,387 | 701 | 8,686 |
| TOTAL | | 9,387 | 701 | 8,686 |

### 26TH FLOOR DEDUCTIONS — ZONE C5-1

| USE | TYPE | No. | LENGTH | WIDTH | AREA (SF) |
|---|---|---|---|---|---|
| RESIDENTIAL | E | 26.1 | 2' - 7" | 4' - 3" | 10.9 |
| RESIDENTIAL | ST | 26.2 | 0' - 8" | 12' - 1" | 8.0 |
| RESIDENTIAL | M | 26.3 | 3' - 5" | 6' - 8" | 22.8 |
| RESIDENTIAL | M | 26.4 | 2' - 7" | 7' - 11" | 20.1 |
| RESIDENTIAL | M | 26.5 | 3' - 5" | 3' - 8" | 12.5 |
| RESIDENTIAL | ST | 26.6 | 0' - 8" | 7' - 2" | 4.8 |
| RESIDENTIAL | ST | 26.7 | 0' - 8" | 12' - 1" | 8.0 |
| RESIDENTIAL | E | 26.8 | 5' - 1" | 6' - 10" | 34.7 |
| RESIDENTIAL | M | 26.9 | 1' - 11" | 2' - 1" | 4.0 |
| RESIDENTIAL | M | 26.10 | 1' - 6" | 2' - 3" | 3.4 |
| RESIDENTIAL | ST | 26.11 | 0' - 9" | 8' - 1" | 5.9 |
| RESIDENTIAL | ST | 26.12 | 0' - 8" | 6' - 9" | 4.5 |
| RESIDENTIAL | ST | 26.13 | 0' - 8" | 16' - 5" | 11.0 |
| RESIDENTIAL | ST | 26.14 | 0' - 8" | 16' - 5" | 11.0 |
| RESIDENTIAL | P | 26.15 | 1' - 9" | 3' - 5" | 6.0 |
| RESIDENTIAL | M | 26.16 | 1' - 6" | 2' - 9" | 4.1 |
| RESIDENTIAL | M | 26.17 | 2' - 3" | 3' - 4" | 7.4 |
| RESIDENTIAL | M | 26.18 | 2' - 8" | 3' - 1" | 8.2 |
| RESIDENTIAL | P | 26.19 | 1' - 0" | 5' - 8" | 5.7 |
| RESIDENTIAL | P | 26.20 | 1' - 1" | 6' - 8" | 7.4 |
| RESIDENTIAL | P | 26.21 | 0' - 10" | 3' - 4" | 2.7 |
| RESIDENTIAL | P | 26.22 | 1' - 0" | 4' - 4" | 4.3 |
| RESIDENTIAL | M | 26.23 | 4' - 4" | 4' - 11" | 21.5 |
| RESIDENTIAL | M | 26.24 | 3' - 4" | 5' - 8" | 19.1 |
| RESIDENTIAL | M | 26.25 | 2' - 9" | 7' - 10" | 21.3 |
| RESIDENTIAL | P | 26.26 | 0' - 6" | 3' - 4" | 1.7 |
| RESIDENTIAL | P | 26.27 | 1' - 3" | 4' - 5" | 5.6 |
| RESIDENTIAL | M | 26.28 | 4' - 3" | 4' - 10" | 20.6 |
| RESIDENTIAL | M | 26.29 | 0' - 11" | 1' - 9" | 1.6 |
| RESIDENTIAL | M | 26.30 | 3' - 0" | 3' - 2" | 9.4 |
| RESIDENTIAL | P | 26.31 | 0' - 6" | 3' - 4" | 1.6 |
| RESIDENTIAL | M | 26.32 | 1' - 0" | 1' - 2" | 1.2 |
| RESIDENTIAL | P | 26.33 | 1' - 1" | 8' - 2" | 9.0 |
| RESIDENTIAL | P | 26.34 | 1' - 0" | 7' - 11" | 7.9 |
| RESIDENTIAL | E | 26.35 | 1' - 5" | 4' - 3" | 6.1 |
| | SUBTOTAL | | | | |

### 26TH FLOOR DEDUCTIONS — ZONE C5-1

| USE | TYPE | No. | LENGTH | WIDTH | AREA (SF) |
|---|---|---|---|---|---|
| RESIDENTIAL | M | 26.36 | 2' - 6" | 5' - 0" | 12.3 |
| RESIDENTIAL | P | 26.37 | 3' - 4" | 6' - 9" | 22.2 |
| RESIDENTIAL | M | 26.38 | 0' - 7" | 1' - 2" | 0.6 |
| RESIDENTIAL | M | 26.39 | 4' - 7" | 4' - 8" | 21.4 |
| RESIDENTIAL | M | 26.40 | 2' - 7" | 3' - 11" | 10.0 |
| RESIDENTIAL | M | 26.41 | 1' - 3" | 3' - 10" | 4.8 |
| RESIDENTIAL | M | 26.42 | 2' - 11" | 3' - 7" | 10.4 |
| RESIDENTIAL | M | 26.43 | 4' - 6" | 5' - 1" | 22.8 |
| RESIDENTIAL | M | 26.44 | 2' - 1" | 3' - 3" | 6.6 |
| RESIDENTIAL | M | 26.45 | 1' - 2" | 3' - 11" | 4.4 |
| RESIDENTIAL | M | 26.46 | 2' - 7" | 3' - 8" | 9.3 |
| RESIDENTIAL | M | 26.47 | 4' - 11" | 5' - 1" | 24.9 |
| RESIDENTIAL | M | 26.48 | 4' - 8" | 4' - 11" | 23.0 |
| RESIDENTIAL | M | 26.49 | 3' - 2" | 4' - 7" | 14.5 |
| RESIDENTIAL | M | 26.50 | 1' - 7" | 4' - 2" | 6.5 |
| RESIDENTIAL | M | 26.51 | 2' - 5" | 3' - 1" | 7.5 |
| RESIDENTIAL | M | 26.52 | 1' - 1" | 4' - 6" | 5.0 |
| RESIDENTIAL | M | 26.53 | 0' - 7" | 1' - 2" | 0.7 |
| RESIDENTIAL | M | 26.54 | 2' - 4" | 2' - 5" | 5.7 |
| RESIDENTIAL | M | 26.55 | 4' - 8" | 7' - 10" | 36.8 |
| RESIDENTIAL | M | 26.56 | 1' - 2" | 2' - 11" | 3.3 |
| RESIDENTIAL | M | 26.57 | 1' - 1" | 3' - 2" | 3.4 |
| RESIDENTIAL | M | 26.58 | 3' - 1" | 4' - 11" | 15.1 |
| RESIDENTIAL | P | 26.59 | 1' - 5" | 11' - 0" | 15.2 |
| RESIDENTIAL | P | 26.60 | 1' - 1" | 7' - 3" | 7.6 |
| RESIDENTIAL | P | 26.61 | 1' - 8" | 2' - 11" | 5.0 |
| RESIDENTIAL | P | 26.62 | 1' - 0" | 5' - 11" | 6.0 |
| RESIDENTIAL | P | 26.63 | 0' - 9" | 6' - 4" | 4.7 |
| RESIDENTIAL | P | 26.64 | 1' - 6" | 2' - 11" | 4.4 |
| RESIDENTIAL | P | 26.65 | 1' - 0" | 6' - 2" | 6.2 |
| RESIDENTIAL | P | 26.66 | 1' - 3" | 11' - 5" | 14.7 |
| RESIDENTIAL | P | 26.67 | 1' - 0" | 5' - 10" | 5.8 |
| RESIDENTIAL | P | 26.68 | 1' - 4" | 6' - 2" | 8.2 |
| RESIDENTIAL | P | 26.69 | 1' - 1" | 4' - 2" | 4.4 |
| RESIDENTIAL | P | 26.70 | 1' - 6" | 3' - 11" | 5.8 |
| RESIDENTIAL | M | 26.71 | 1' - 2" | 1' - 10" | 2.2 |
| RESIDENTIAL | P | 26.72 | 0' - 8" | 3' - 3" | 2.0 |
| RESIDENTIAL | P | 26.73 | 0' - 4" | 2' - 4" | 0.8 |
| RESIDENTIAL | P | 26.74 | 0' - 7" | 3' - 7" | 2.1 |
| | SUBTOTAL | | | | 700.7 |

### 26TH FLOOR AREA CALCULATIONS — ZONE C5-3 MID

| USE | No. | *GFA | *DEDUCTIONS | *ZFA (SF) |
|---|---|---|---|---|
| RESIDENTIAL | | 2,024 | 167 | 1,856 |
| TOTAL | | 2,024 | 167 | 1,856 |

### 26TH FLOOR DEDUCTIONS — ZONE C5-3 MID

| USE | TYPE | No. | LENGTH | WIDTH | AREA (SF) |
|---|---|---|---|---|---|
| RESIDENTIAL | ST | 26.75 | 0' - 8" | 7' - 2" | 4.8 |
| RESIDENTIAL | ST | 26.76 | 0' - 8" | 1' - 6" | 1.0 |
| RESIDENTIAL | ST | 26.77 | 0' - 8" | 1' - 6" | 1.0 |
| RESIDENTIAL | M | 26.78 | 1' - 4" | 3' - 2" | 4.2 |
| RESIDENTIAL | P | 26.79 | 1' - 1" | 2' - 0" | 2.2 |
| RESIDENTIAL | M | 26.80 | 4' - 2" | 6' - 4" | 26.4 |
| RESIDENTIAL | M | 26.81 | 3' - 5" | 10' - 2" | 34.4 |
| RESIDENTIAL | P | 26.82 | 1' - 6" | 7' - 3" | 10.9 |
| RESIDENTIAL | M | 26.83 | 2' - 11" | 3' - 3" | 9.5 |
| RESIDENTIAL | M | 26.84 | 3' - 1" | 3' - 6" | 10.8 |
| RESIDENTIAL | M | 26.85 | 2' - 0" | 7' - 10" | 15.6 |
| RESIDENTIAL | P | 26.86 | 0' - 10" | 3' - 4" | 2.7 |
| RESIDENTIAL | P | 26.87 | 0' - 7" | 3' - 6" | 2.1 |
| RESIDENTIAL | M | 26.88 | 0' - 5" | 1' - 2" | 0.5 |
| RESIDENTIAL | P | 26.89 | 1' - 4" | 5' - 10" | 7.8 |
| RESIDENTIAL | M | 26.90 | 2' - 0" | 2' - 8" | 5.4 |
| RESIDENTIAL | M | 26.91 | 1' - 1" | 2' - 4" | 2.5 |
| RESIDENTIAL | M | 26.92 | 4' - 6" | 5' - 0" | 22.3 |
| RESIDENTIAL | M | 26.93 | 1' - 6" | 1' - 11" | 3.0 |
| | SUBTOTAL | | | | 167.1 |

### 26TH FLOOR AREA CALCULATIONS — ZONE C5-1 AND C5-3 MID

| USE | *GFA | *DEDUCTIONS | *ZFA (SF) |
|---|---|---|---|
| RESIDENTIAL | 11,410 | 868 | 10,542 |
| TOTAL | 11,410 | 868 | 10,542 |

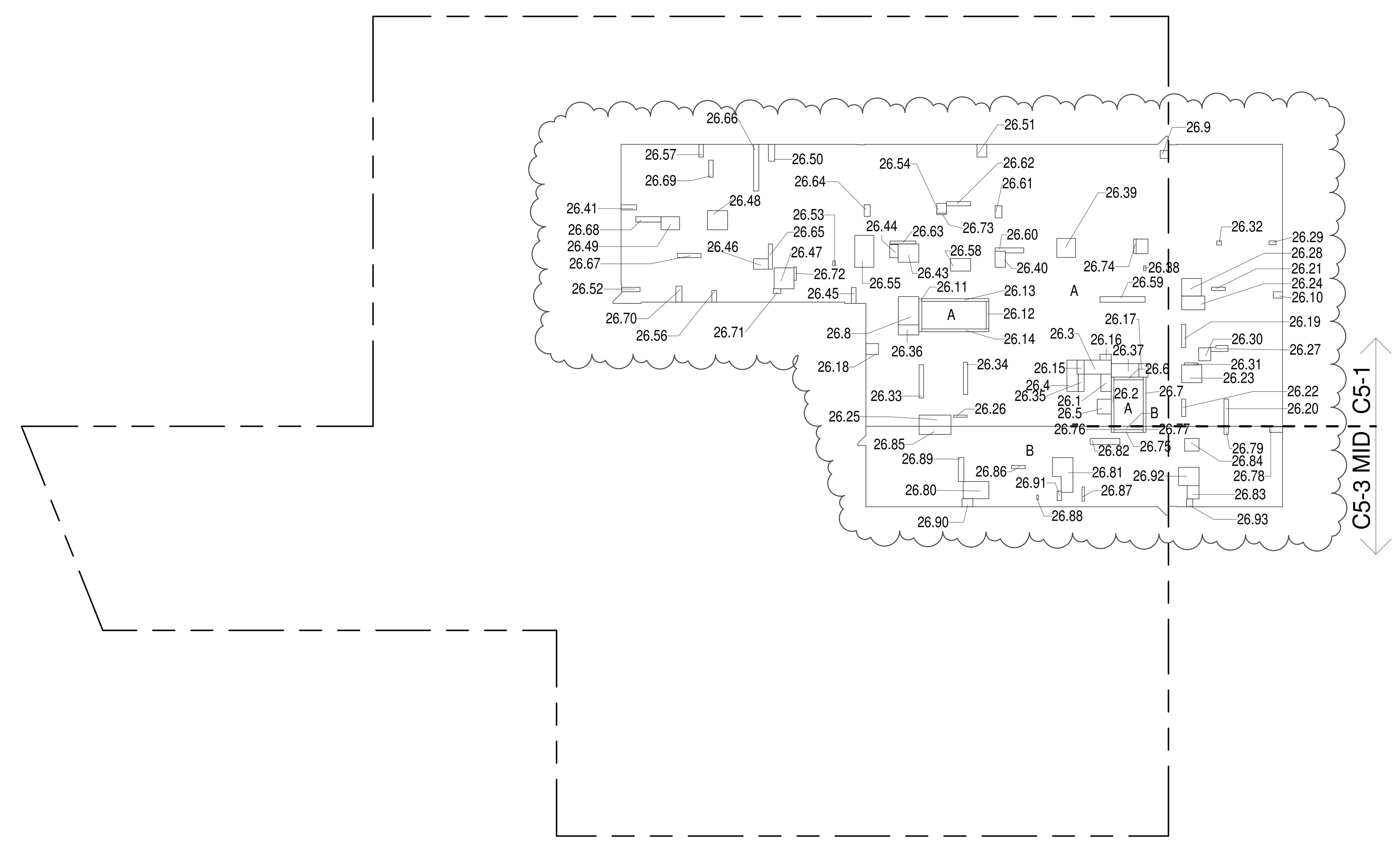


26TH FLOOR (MFD:49TH FLOOR) GROSS FLOOR AREA PLAN AND DEDUCTIONS (2)
3/64" = 1'-0"

### 27TH FLOOR AREA CALCULATIONS — ZONE C5-1

| USE | No. | *GFA | *DEDUCTIONS | *ZFA (SF) |
|---|---|---|---|---|
| RESIDENTIAL | 27.1 | 9,202 | 9,202 | 0 |
| TOTAL | | 9,202 | 9,202 | 0 |

### 27TH FLOOR DEDUCTIONS — ZONE C5-1

| USE | TYPE | No. | LENGTH | WIDTH | AREA (SF) |
|---|---|---|---|---|---|
| RESIDENTIAL | M | 27.1 | 50' - 4" | 182' - 10" | 9,201.6 |
| | SUBTOTAL | | | | 9,201.6 |

### 27TH FLOOR AREA CALCULATIONS — ZONE C5-3 MID

| USE | No. | *GFA | *DEDUCTIONS | *ZFA (SF) |
|---|---|---|---|---|
| RESIDENTIAL | 27.2 | 1,973 | 1,973 | 0 |
| TOTAL | | 1,973 | 1,973 | 0 |

### 27TH FLOOR DEDUCTIONS — ZONE C5-3 MID

| USE | TYPE | No. | LENGTH | WIDTH | AREA (SF) |
|---|---|---|---|---|---|
| RESIDENTIAL | M | 27.2 | 18' - 10" | 104' - 10" | 1,973.2 |
| | SUBTOTAL | | | | 1,973.2 |

### 27TH FLOOR AREA CALCULATIONS — ZONE C5-1 AND C5-3 MID

| USE | *GFA | *DEDUCTIONS | *ZFA (SF) |
|---|---|---|---|
| RESIDENTIAL | 11,175 | 11,175 | 0 |
| TOTAL | 11,175 | 11,175 | 0 |

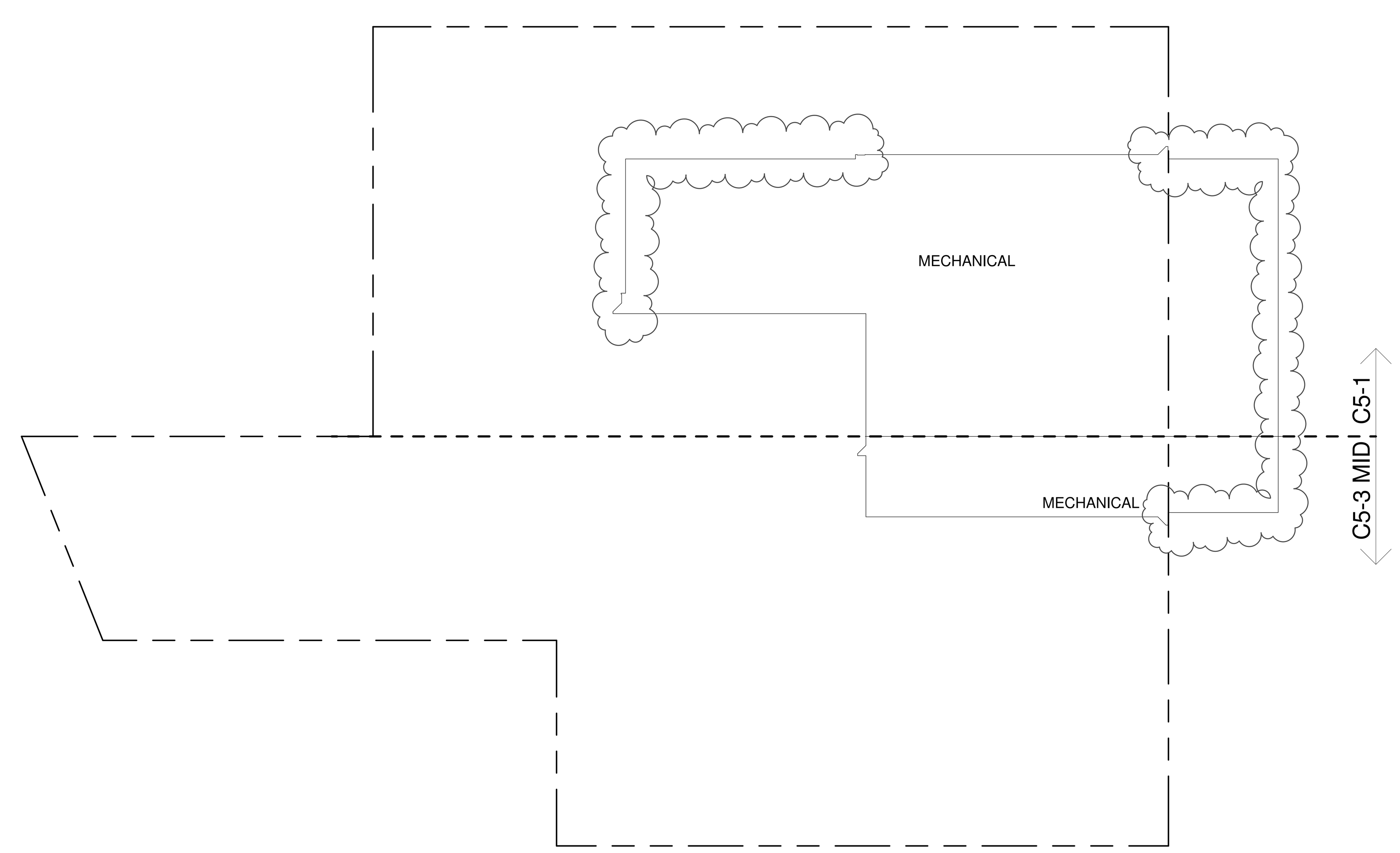


27TH FLOOR MEP (MFD:50TH FLOOR) (3)
3/64" = 1'-0"

ZONING AND DEDUCT LEGEND

DEDUCTIONS

- M - MECHANICAL ROOM / RISER
- E - ELECTRICAL SHAFT / RISER
- P - PLUMBING RISER
- BG - BELOW GRADE
- O - OPENING TO BELOW
- L - LOADING BAYS
- ST - 44" RESI STAIR SHAFT (INCLUDING 8" PERIMETER)
- G - GAP FROM ADJACENT BUILDING
- DEVELOPMENT LOT LINE

* WHERE APPLICABLE, DOCUMENTED AND CALCULATED AREAS HAVE BEEN ROUNDED TO ITS NEXT SIGNIFICANT DIGIT.

** LENGTH AND WIDTH DIMENSIONS FOR COMPLEX SHAPES HAVE BEEN SIMPLIFIED TO ILLUSTRATE ONLY LARGEST OVERALL DIMENSION RESPECTIVELY. AREA DOCUMENTED IS THE EXACT AREA OF THE COMPLEX SHAPE

*** ELECTRICAL DEDUCTIONS ARE ONLY FOR ELECTRICAL RISERS. AND CLOSETS. NO DEDUCTIONS TAKEN FOR TELEPHONE CLOSETS

KEY PLAN:

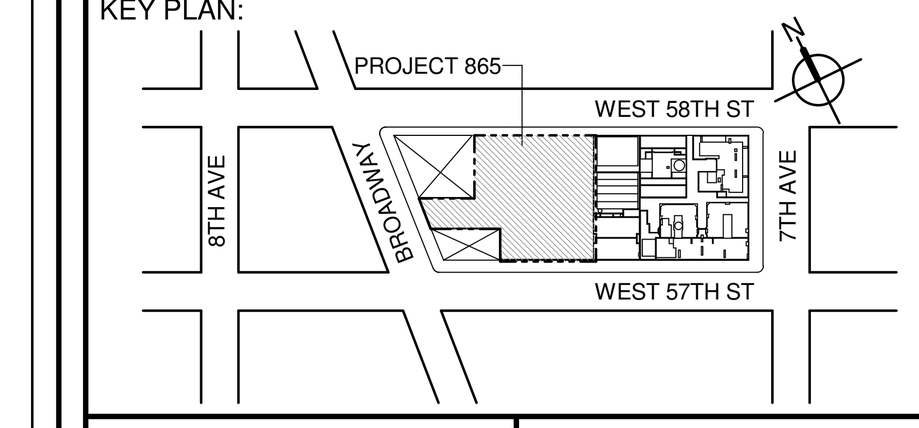


PROJECT NORTH

TRUE NORTH


DEVELOPER:
**EXTELL DEVELOPMENT COMPANY**
805 THIRD AVENUE, 7TH FLOOR
New York, NY 10022 USA
TEL: 212 712 6000 FAX: 212 712 6100

DESIGN ARCHITECT: Base Building Shell & Core
**ADRIAN SMITH + GORDON GILL ARCHITECTURE**
111 WEST MONROE STREET SUITE 2300
CHICAGO IL 60603
TEL: 312 920 1888 FAX: 312 920 1775

ARCHITECT OF RECORD: Base Building Shell & Core
**AAI ARCHITECTS, P.C.**
401 Wellington St. W., 3rd Floor
Toronto, ON M5V 1E7 Canada
TEL: 416 967 1500 FAX: 416 967 7150

STRUCTURAL ENGINEERS:
**WSP CANTOR SEINUK**
228 EAST 45th Street
New York, NY 10017 USA
TEL: 212 687 9888 FAX: 646 487 5501

MEP ENGINEERS:
**AKF GROUP**
1501 Broadway
New York, NY 10036 USA
TEL: 212 354 5656 FAX: 212 354 5668

GEOTECHNICAL ENGINEERS:
**Langan Engineering & Environmental Services**
21 Penn Plaza - 360 West 31st Street, 8th Floor
New York, NY 10001-2727
TEL: 212 479 5400 FAX: 212 479 5444

CODE CONSULTANTS:
**Construction Consulting Associates**
100 Church Street
New York, NY 10007
TEL: 212 385 1818 FAX: 212 385 1911

CURTAINWALL CONSULTANT:
**AJLP Consulting**
40 Worth Street. Suite 826
New York, NY 10013
TEL: 212 757 5659 FAX: 646 219 8508

LANDMARK/PRESERVATION CONSULTANT:
**Higgins Quasebarth & Partners LLC**
11 Hanover Square, 16th Floor
New York, NY 1005
TEL: 212 274 9468 FAX: 646 274 9380

LANDMARK/PRESERVATION CONSULTANT:
**Jan Hird Pokorny Associates, Inc.**
39 West 37th Street, 12A
New York, NY 10018
TEL: 212 759 6462 FAX: 212 759 6540


| No. | DESCRIPTION: | DATE: |
|---|---|---|
| 1 | D.O.B. SUBMISSION | 05 DEC 14 |
| 2 | D.O.B. SUBMISSION | 18 FEB 15 |
| | D.O.B. SUBMISSION | 27 APR 14 |
| | D.O.B. AMENDMENT 2 | 21 SEP 15 |
| | D.O.B. AMENDMENT 3 | 03 OCT 16 |

0 10' - 8" 21' - 4" 42' - 8"

## D.O.B. SUBMISSION


Discrepancies must be reported immediately to the Architect before proceeding. Only figured dimensions are to be used. Contractors must check all dimensions on site. This drawing is protected by copyright.


ALL DIMENSIONS ARE SHOWN IN IMPERIAL.

CONSULTANT:

AAI ARCHITECTS, P.C.

PROJECT:

**217 WEST 57TH STREET**
NEW YORK, NY

DRAWING TITLE:

ZONING FLOOR AREA PLAN AND DEDUCTIONS
25TH, 26TH, 27TH FLOOR

SEAL & SIGNATURE: REGISTERED ARCHITECT WIEPKE DAVID JANSEN No. 028881 STATE OF NEW YORK

| DATE: | 05 DEC 14 |
|---|---|
| PROJECT No: | 1216-00 |
| DRAWN: Author | REV: 2 |
| CHK: Checker | |
| SCALE: 3/64" = 1'-0" | |
| DWG No: | Z-017.02 |
| DOB PAGE No: | 14 of 454 |

DOB EMPLOYEE STAMP:

DOB B-SCAN:

FILE NAME:
PLOT DATE:10/14/2016 1:59:35 PM

| 28TH FLOOR AREA CALCULATIONS | | | | |
|---|---|---|---|---|
| ZONE C5-1 | | | | |
| USE | No. | *GFA | *DEDUCTIONS | *ZFA (SF) |
| RESIDENTIAL | | 7,061 | 502 | 6,559 |
| TOTAL | | 7,061 | 502 | 6,559 |

| 28TH FLOOR AREA CALCULATIONS | | | | |
|---|---|---|---|---|
| ZONE C5-3 MID | | | | |
| USE | No. | *GFA | *DEDUCTIONS | *ZFA (SF) |
| RESIDENTIAL | | 2,024 | 116 | 1,908 |
| TOTAL | | 2,024 | 116 | 1,908 |

| 28TH FLOOR AREA CALCULATIONS | | | |
|---|---|---|---|
| ZONE C5-1 AND C5-3 MID | | | |
| USE | *GFA | *DEDUCTIONS | *ZFA (SF) |
| RESIDENTIAL | 9,084 | 617 | 8,467 |
| TOTAL | 9,084 | 617 | 8,467 |

| 28TH FLOOR DEDUCTIONS | | | | | |
|---|---|---|---|---|---|
| ZONE C5-1 | | | | | |
| USE | TYPE | No. | LENGTH | WIDTH | AREA (SF) |
| RESIDENTIAL | M | 28.1 | 4' - 11" | 7' - 2" | 34.9 |
| RESIDENTIAL | M | 28.2 | 2' - 10" | 3' - 1" | 8.6 |
| RESIDENTIAL | ST | 28.3 | 0' - 8" | 25' - 5" | 16.9 |
| RESIDENTIAL | M | 28.4 | 3' - 4" | 7' - 5" | 24.4 |
| RESIDENTIAL | M | 28.5 | 3' - 4" | 3' - 11" | 12.8 |
| RESIDENTIAL | M | 28.6 | 2' - 11" | 3' - 1" | 9.1 |
| RESIDENTIAL | M | 28.7 | 1' - 7" | 3' - 3" | 5.1 |
| RESIDENTIAL | M | 28.8 | 1' - 3" | 6' - 4" | 7.9 |
| RESIDENTIAL | M | 28.9 | 1' - 7" | 3' - 3" | 5.3 |
| RESIDENTIAL | M | 28.10 | 4' - 9" | 6' - 3" | 29.6 |
| RESIDENTIAL | M | 28.11 | 1' - 5" | 5' - 10" | 8.2 |
| RESIDENTIAL | M | 28.12 | 3' - 5" | 3' - 8" | 12.5 |
| RESIDENTIAL | ST | 28.13 | 0' - 8" | 7' - 2" | 4.8 |
| RESIDENTIAL | ST | 28.14 | 0' - 8" | 25' - 5" | 16.9 |
| RESIDENTIAL | M | 28.15 | 2' - 10" | 4' - 5" | 12.7 |
| RESIDENTIAL | M | 28.16 | 5' - 1" | 5' - 9" | 29.4 |
| RESIDENTIAL | M | 28.17 | 3' - 2" | 4' - 6" | 14.4 |
| RESIDENTIAL | M | 28.18 | 4' - 9" | 10' - 4" | 49.5 |
| RESIDENTIAL | M | 28.19 | 1' - 8" | 1' - 8" | 2.8 |
| RESIDENTIAL | P | 28.20 | 1' - 2" | 3' - 10" | 4.3 |
| RESIDENTIAL | P | 28.21 | 0' - 10" | 3' - 7" | 3.0 |
| RESIDENTIAL | P | 28.22 | 1' - 0" | 5' - 11" | 6.0 |
| RESIDENTIAL | M | 28.23 | 0' - 10" | 1' - 2" | 1.0 |
| RESIDENTIAL | M | 28.24 | 4' - 7" | 5' - 3" | 23.9 |
| RESIDENTIAL | P | 28.25 | 1' - 3" | 7' - 5" | 9.0 |
| RESIDENTIAL | P | 28.26 | 2' - 1" | 3' - 7" | 7.5 |
| RESIDENTIAL | M | 28.27 | 4' - 1" | 7' - 6" | 31.0 |
| RESIDENTIAL | M | 28.28 | 1' - 5" | 3' - 6" | 4.9 |
| RESIDENTIAL | P | 28.29 | 1' - 1" | 6' - 7" | 7.0 |
| SUBTOTAL | | | | | |

| 28TH FLOOR DEDUCTIONS | | | | | |
|---|---|---|---|---|---|
| ZONE C5-1 | | | | | |
| USE | TYPE | No. | LENGTH | WIDTH | AREA (SF) |
| RESIDENTIAL | M | 28.30 | 4' - 7" | 4' - 10" | 22.4 |
| RESIDENTIAL | M | 28.31 | 1' - 2" | 2' - 3" | 2.5 |
| RESIDENTIAL | E | 28.32 | 2' - 7" | 4' - 7" | 11.6 |
| RESIDENTIAL | P | 28.33 | 2' - 9" | 4' - 7" | 12.6 |
| RESIDENTIAL | M | 28.34 | 1' - 2" | 3' - 6" | 4.1 |
| RESIDENTIAL | P | 28.35 | 1' - 11" | 7' - 8" | 14.7 |
| RESIDENTIAL | M | 28.36 | 2' - 9" | 3' - 1" | 8.5 |
| RESIDENTIAL | P | 28.37 | 1' - 10" | 3' - 5" | 6.3 |
| RESIDENTIAL | M | 28.38 | 1' - 10" | 3' - 5" | 6.2 |
| RESIDENTIAL | E | 28.39 | 1' - 6" | 4' - 3" | 6.5 |
| RESIDENTIAL | P | 28.40 | 1' - 0" | 1' - 1" | 1.0 |
| RESIDENTIAL | P | 28.41 | 0' - 9" | 1' - 1" | 0.8 |
| RESIDENTIAL | M | 28.42 | 0' - 3" | 3' - 3" | 0.8 |
| SUBTOTAL | | | | | 501.5 |

| 28TH FLOOR DEDUCTIONS | | | | | |
|---|---|---|---|---|---|
| ZONE C5-3 MID | | | | | |
| USE | TYPE | No. | LENGTH | WIDTH | AREA (SF) |
| RESIDENTIAL | ST | 28.43 | 0' - 8" | 7' - 2" | 4.8 |
| RESIDENTIAL | M | 28.44 | 1' - 6" | 3' - 3" | 4.9 |
| RESIDENTIAL | ST | 28.45 | 0' - 8" | 1' - 6" | 1.0 |
| RESIDENTIAL | ST | 28.46 | 0' - 8" | 1' - 6" | 1.0 |
| RESIDENTIAL | M | 28.47 | 2' - 10" | 3' - 9" | 10.6 |
| RESIDENTIAL | M | 28.48 | 4' - 11" | 5' - 1" | 25.4 |
| RESIDENTIAL | M | 28.49 | 0' - 11" | 3' - 4" | 3.1 |
| RESIDENTIAL | P | 28.50 | 1' - 6" | 8' - 2" | 12.3 |
| RESIDENTIAL | P | 28.51 | 1' - 6" | 7' - 11" | 11.9 |
| RESIDENTIAL | P | 28.52 | 1' - 0" | 4' - 1" | 4.1 |
| RESIDENTIAL | P | 28.53 | 1' - 1" | 6' - 2" | 6.8 |
| RESIDENTIAL | M | 28.54 | 1' - 3" | 2' - 4" | 2.9 |
| RESIDENTIAL | M | 28.55 | 4' - 9" | 4' - 9" | 22.6 |
| RESIDENTIAL | M | 28.56 | 2' - 0" | 2' - 3" | 4.4 |
| SUBTOTAL | | | | | 115.7 |

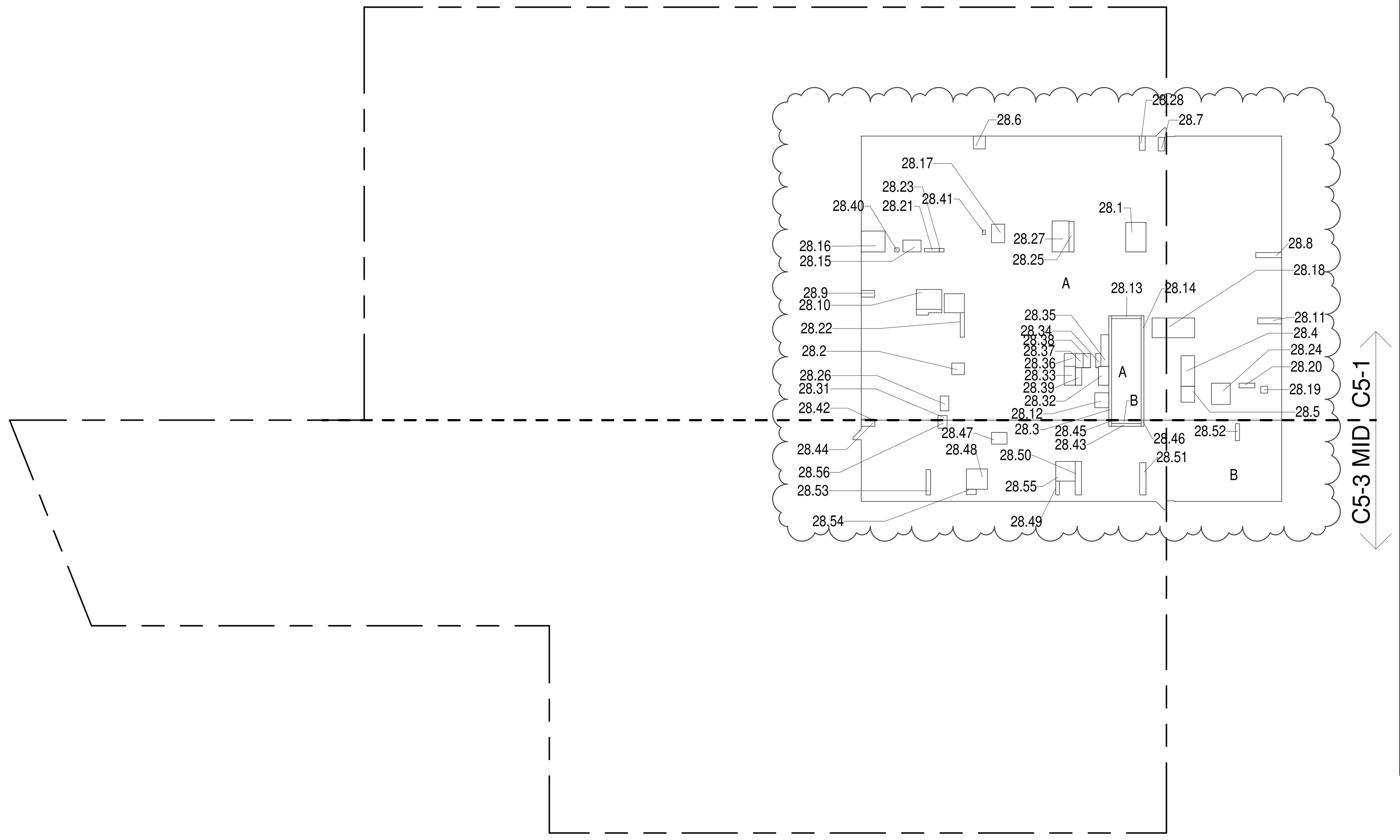


**28TH FLOOR (MFD:53RD FLOOR) GROSS FLOOR AREA PLAN AND DEDUCTIONS** 1
3/64" = 1'-0"

| 29TH FLOOR AREA CALCULATIONS | | | | |
|---|---|---|---|---|
| ZONE C5-1 | | | | |
| USE | No. | *GFA | *DEDUCTIONS | *ZFA (SF) |
| RESIDENTIAL | | 7,061 | 475 | 6,586 |
| TOTAL | | 7,061 | 475 | 6,586 |

| 29TH FLOOR AREA CALCULATIONS | | | | |
|---|---|---|---|---|
| ZONE C5-3 MID | | | | |
| USE | No. | *GFA | *DEDUCTIONS | *ZFA (SF) |
| RESIDENTIAL | | 2,024 | 142 | 1,882 |
| TOTAL | | 2,024 | 142 | 1,882 |

| 29TH FLOOR AREA CALCULATIONS | | | |
|---|---|---|---|
| ZONE C5-1 AND C5-3 MID | | | |
| USE | *GFA | *DEDUCTIONS | *ZFA (SF) |
| RESIDENTIAL | 9,084 | 616 | 8,468 |
| TOTAL | 9,084 | 616 | 8,468 |

| 29TH FLOOR DEDUCTIONS | | | | | |
|---|---|---|---|---|---|
| ZONE C5-1 | | | | | |
| USE | TYPE | No. | LENGTH | WIDTH | AREA (SF) |
| RESIDENTIAL | M | 29.1 | 2' - 7" | 3' - 9" | 9.8 |
| RESIDENTIAL | M | 29.2 | 2' - 1" | 3' - 7" | 7.6 |
| RESIDENTIAL | M | 29.3 | 4' - 8" | 5' - 1" | 23.7 |
| RESIDENTIAL | M | 29.4 | 2' - 9" | 2' - 9" | 7.5 |
| RESIDENTIAL | ST | 29.5 | 0' - 8" | 25' - 5" | 16.9 |
| RESIDENTIAL | M | 29.6 | 4' - 7" | 4' - 8" | 21.4 |
| RESIDENTIAL | M | 29.7 | 2' - 11" | 5' - 1" | 14.8 |
| RESIDENTIAL | M | 29.8 | 2' - 7" | 3' - 2" | 8.1 |
| RESIDENTIAL | M | 29.9 | 1' - 8" | 3' - 7" | 6.0 |
| RESIDENTIAL | M | 29.10 | 1' - 6" | 1' - 6" | 2.2 |
| RESIDENTIAL | M | 29.11 | 1' - 10" | 3' - 2" | 5.8 |
| RESIDENTIAL | M | 29.12 | 3' - 8" | 4' - 5" | 16.1 |
| RESIDENTIAL | M | 29.13 | 1' - 3" | 4' - 1" | 5.1 |
| RESIDENTIAL | M | 29.14 | 3' - 5" | 3' - 8" | 12.5 |
| RESIDENTIAL | ST | 29.15 | 0' - 8" | 7' - 2" | 4.8 |
| RESIDENTIAL | ST | 29.16 | 0' - 8" | 25' - 5" | 16.9 |
| RESIDENTIAL | M | 29.17 | 4' - 5" | 4' - 11" | 21.8 |
| RESIDENTIAL | M | 29.18 | 1' - 1" | 5' - 2" | 5.6 |
| RESIDENTIAL | M | 29.19 | 2' - 0" | 3' - 0" | 5.8 |
| RESIDENTIAL | M | 29.20 | 4' - 0" | 7' - 6" | 30.1 |
| RESIDENTIAL | M | 29.21 | 2' - 10" | 3' - 0" | 8.4 |
| RESIDENTIAL | M | 29.22 | 2' - 2" | 2' - 8" | 5.7 |
| RESIDENTIAL | M | 29.23 | 3' - 3" | 4' - 4" | 14.1 |
| RESIDENTIAL | M | 29.24 | 2' - 9" | 4' - 10" | 13.1 |
| RESIDENTIAL | M | 29.25 | 2' - 10" | 4' - 9" | 13.5 |
| RESIDENTIAL | P | 29.26 | 1' - 3" | 6' - 2" | 7.9 |
| RESIDENTIAL | P | 29.27 | 0' - 11" | 2' - 11" | 2.7 |
| RESIDENTIAL | P | 29.28 | 1' - 10" | 11' - 5" | 21.0 |
| RESIDENTIAL | P | 29.29 | 1' - 2" | 4' - 0" | 4.7 |
| RESIDENTIAL | P | 29.30 | 1' - 0" | 3' - 4" | 3.3 |
| RESIDENTIAL | P | 29.31 | 1' - 1" | 3' - 8" | 3.9 |
| RESIDENTIAL | P | 29.32 | 1' - 7" | 6' - 5" | 10.0 |
| RESIDENTIAL | P | 29.33 | 0' - 9" | 2' - 4" | 1.7 |
| RESIDENTIAL | P | 29.34 | 0' - 5" | 2' - 8" | 1.1 |
| RESIDENTIAL | P | 29.35 | 0' - 11" | 6' - 1" | 5.4 |
| SUBTOTAL | | | | | |

| 29TH FLOOR DEDUCTIONS | | | | | |
|---|---|---|---|---|---|
| ZONE C5-1 | | | | | |
| USE | TYPE | No. | LENGTH | WIDTH | AREA (SF) |
| RESIDENTIAL | P | 29.36 | 1' - 1" | 2' - 9" | 3.0 |
| RESIDENTIAL | M | 29.37 | 1' - 1" | 1' - 4" | 1.5 |
| RESIDENTIAL | M | 29.38 | 1' - 11" | 3' - 1" | 5.8 |
| RESIDENTIAL | M | 29.39 | 1' - 9" | 3' - 2" | 5.6 |
| RESIDENTIAL | P | 29.40 | 1' - 1" | 2' - 6" | 2.6 |
| RESIDENTIAL | E | 29.41 | 2' - 7" | 4' - 7" | 11.6 |
| RESIDENTIAL | P | 29.42 | 2' - 9" | 4' - 7" | 12.6 |
| RESIDENTIAL | M | 29.43 | 1' - 2" | 3' - 6" | 4.1 |
| RESIDENTIAL | P | 29.44 | 1' - 11" | 7' - 8" | 14.7 |
| RESIDENTIAL | M | 29.45 | 2' - 9" | 3' - 1" | 8.5 |
| RESIDENTIAL | P | 29.46 | 1' - 10" | 3' - 5" | 6.3 |
| RESIDENTIAL | M | 29.47 | 1' - 10" | 3' - 5" | 6.2 |
| RESIDENTIAL | E | 29.48 | 1' - 5" | 4' - 3" | 6.1 |
| RESIDENTIAL | P | 29.49 | 0' - 9" | 2' - 10" | 2.1 |
| RESIDENTIAL | P | 29.50 | 0' - 9" | 3' - 1" | 2.4 |
| RESIDENTIAL | M | 29.51 | 0' - 3" | 3' - 2" | 0.8 |
| RESIDENTIAL | P | 29.52 | 1' - 5" | 2' - 7" | 3.7 |
| RESIDENTIAL | E | 29.71 | 3' - 5" | 5' - 4" | 18.0 |
| SUBTOTAL | | | | | 474.6 |

| 29TH FLOOR DEDUCTIONS | | | | | |
|---|---|---|---|---|---|
| ZONE C5-3 MID | | | | | |
| USE | TYPE | No. | LENGTH | WIDTH | AREA (SF) |
| RESIDENTIAL | ST | 29.53 | 0' - 8" | 7' - 2" | 4.8 |
| RESIDENTIAL | M | 29.54 | 1' - 1" | 4' - 1" | 4.4 |
| RESIDENTIAL | M | 29.55 | 1' - 6" | 3' - 2" | 4.8 |
| RESIDENTIAL | ST | 29.56 | 0' - 8" | 1' - 6" | 1.0 |
| RESIDENTIAL | ST | 29.57 | 0' - 8" | 1' - 6" | 1.0 |
| RESIDENTIAL | M | 29.58 | 2' - 9" | 3' - 4" | 9.0 |
| RESIDENTIAL | M | 29.59 | 4' - 2" | 4' - 7" | 19.1 |
| RESIDENTIAL | M | 29.60 | 1' - 7" | 4' - 2" | 6.6 |
| RESIDENTIAL | M | 29.61 | 1' - 8" | 4' - 2" | 6.8 |
| RESIDENTIAL | M | 29.62 | 4' - 10" | 4' - 10" | 23.4 |
| RESIDENTIAL | M | 29.63 | 2' - 8" | 3' - 6" | 9.2 |
| RESIDENTIAL | M | 29.64 | 2' - 0" | 4' - 9" | 9.5 |
| RESIDENTIAL | P | 29.65 | 1' - 1" | 3' - 6" | 3.9 |
| RESIDENTIAL | P | 29.66 | 1' - 1" | 11' - 0" | 11.9 |
| RESIDENTIAL | P | 29.67 | 1' - 5" | 6' - 2" | 8.4 |
| RESIDENTIAL | M | 29.68 | 1' - 4" | 2' - 0" | 2.7 |
| RESIDENTIAL | P | 29.69 | 1' - 0" | 3' - 6" | 3.4 |
| RESIDENTIAL | P | 29.70 | 1' - 1" | 11' - 1" | 12.0 |
| SUBTOTAL | | | | | 141.9 |

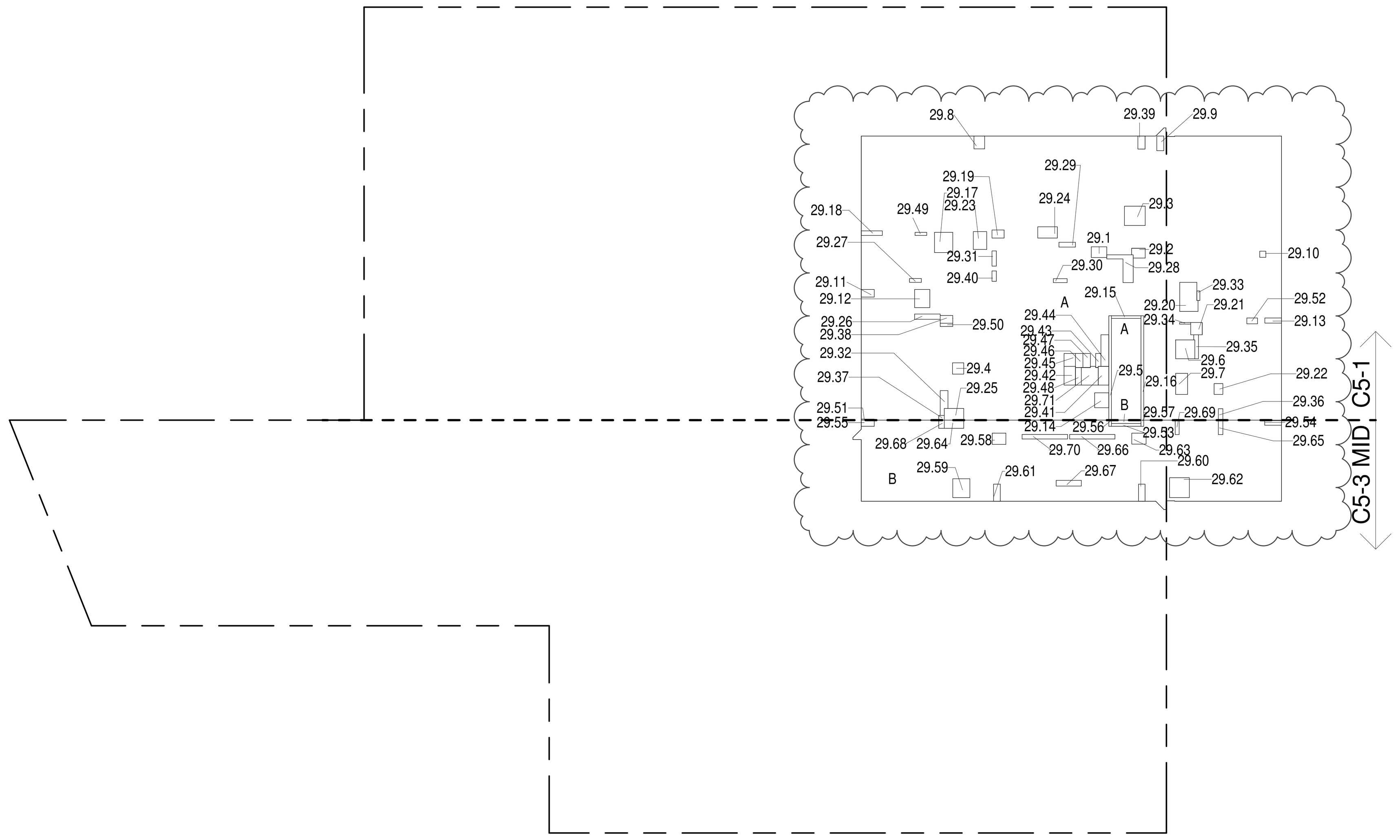


**29TH FLOOR (MFD:54TH FLOOR) GROSS FLOOR AREA PLAN AND DEDUCTIONS** 2
3/64" = 1'-0"

| 30TH FLOOR AREA CALCULATIONS | | | | |
|---|---|---|---|---|
| ZONE C5-1 | | | | |
| USE | No. | *GFA | *DEDUCTIONS | *ZFA (SF) |
| RESIDENTIAL | | 7,061 | 457 | 6,604 |
| TOTAL | | 7,061 | 457 | 6,604 |

| 30TH FLOOR AREA CALCULATIONS | | | | |
|---|---|---|---|---|
| ZONE C5-3 MID | | | | |
| USE | No. | *GFA | *DEDUCTIONS | *ZFA (SF) |
| RESIDENTIAL | | 2,024 | 142 | 1,882 |
| TOTAL | | 2,024 | 142 | 1,882 |

| 30TH FLOOR AREA CALCULATIONS | | | |
|---|---|---|---|
| ZONE C5-1 AND C5-3 MID | | | |
| USE | *GFA | *DEDUCTIONS | *ZFA (SF) |
| RESIDENTIAL | 9,084 | 598 | 8,486 |
| TOTAL | 9,084 | 598 | 8,486 |

| 30TH FLOOR DEDUCTIONS | | | | | |
|---|---|---|---|---|---|
| ZONE C5-1 | | | | | |
| USE | TYPE | No. | LENGTH | WIDTH | AREA (SF) |
| RESIDENTIAL | M | 30.1 | 2' - 7" | 3' - 9" | 9.8 |
| RESIDENTIAL | M | 30.2 | 2' - 1" | 3' - 7" | 7.6 |
| RESIDENTIAL | M | 30.3 | 4' - 8" | 5' - 1" | 23.7 |
| RESIDENTIAL | M | 30.4 | 2' - 9" | 2' - 9" | 7.5 |
| RESIDENTIAL | ST | 30.5 | 0' - 8" | 25' - 5" | 16.9 |
| RESIDENTIAL | M | 30.6 | 4' - 7" | 4' - 8" | 21.4 |
| RESIDENTIAL | M | 30.7 | 2' - 11" | 5' - 1" | 14.8 |
| RESIDENTIAL | M | 30.8 | 2' - 7" | 3' - 2" | 8.1 |
| RESIDENTIAL | M | 30.9 | 1' - 8" | 3' - 7" | 6.0 |
| RESIDENTIAL | M | 30.10 | 1' - 6" | 1' - 6" | 2.2 |
| RESIDENTIAL | M | 30.11 | 1' - 10" | 3' - 2" | 5.8 |
| RESIDENTIAL | M | 30.12 | 3' - 8" | 4' - 5" | 16.1 |
| RESIDENTIAL | M | 30.13 | 1' - 3" | 4' - 1" | 5.1 |
| RESIDENTIAL | M | 30.14 | 3' - 5" | 3' - 8" | 12.5 |
| RESIDENTIAL | ST | 30.15 | 0' - 8" | 7' - 2" | 4.8 |
| RESIDENTIAL | ST | 30.16 | 0' - 8" | 25' - 5" | 16.9 |
| RESIDENTIAL | M | 30.17 | 4' - 5" | 4' - 11" | 21.8 |
| RESIDENTIAL | M | 30.18 | 1' - 1" | 5' - 2" | 5.6 |
| RESIDENTIAL | M | 30.19 | 2' - 0" | 3' - 0" | 5.8 |
| RESIDENTIAL | M | 30.20 | 4' - 0" | 7' - 6" | 30.1 |
| RESIDENTIAL | M | 30.21 | 2' - 10" | 3' - 0" | 8.4 |
| RESIDENTIAL | M | 30.22 | 2' - 2" | 2' - 8" | 5.7 |
| RESIDENTIAL | M | 30.23 | 3' - 3" | 4' - 4" | 14.1 |
| RESIDENTIAL | M | 30.24 | 2' - 9" | 4' - 10" | 13.1 |
| RESIDENTIAL | M | 30.25 | 2' - 10" | 4' - 9" | 13.5 |
| RESIDENTIAL | P | 30.26 | 1' - 3" | 6' - 2" | 7.9 |
| RESIDENTIAL | P | 30.27 | 0' - 11" | 2' - 11" | 2.7 |
| RESIDENTIAL | P | 30.28 | 1' - 10" | 11' - 5" | 21.0 |
| RESIDENTIAL | P | 30.29 | 1' - 2" | 4' - 0" | 4.7 |
| RESIDENTIAL | P | 30.30 | 1' - 0" | 3' - 4" | 3.3 |
| RESIDENTIAL | P | 30.31 | 1' - 1" | 3' - 8" | 3.9 |
| RESIDENTIAL | P | 30.32 | 1' - 7" | 6' - 5" | 10.0 |
| RESIDENTIAL | P | 30.33 | 0' - 9" | 2' - 4" | 1.7 |
| RESIDENTIAL | P | 30.34 | 0' - 5" | 2' - 8" | 1.1 |
| RESIDENTIAL | P | 30.35 | 0' - 11" | 6' - 1" | 5.4 |
| SUBTOTAL | | | | | |

| 30TH FLOOR DEDUCTIONS | | | | | |
|---|---|---|---|---|---|
| ZONE C5-1 | | | | | |
| USE | TYPE | No. | LENGTH | WIDTH | AREA (SF) |
| RESIDENTIAL | P | 30.36 | 1' - 1" | 2' - 9" | 3.0 |
| RESIDENTIAL | M | 30.37 | 1' - 1" | 1' - 4" | 1.5 |
| RESIDENTIAL | M | 30.38 | 1' - 11" | 3' - 1" | 5.8 |
| RESIDENTIAL | M | 30.39 | 1' - 9" | 3' - 2" | 5.6 |
| RESIDENTIAL | P | 30.40 | 1' - 1" | 2' - 6" | 2.6 |
| RESIDENTIAL | E | 30.41 | 2' - 7" | 4' - 7" | 11.6 |
| RESIDENTIAL | P | 30.42 | 2' - 9" | 4' - 7" | 12.6 |
| RESIDENTIAL | M | 30.43 | 1' - 2" | 3' - 6" | 4.1 |
| RESIDENTIAL | P | 30.44 | 1' - 11" | 7' - 8" | 14.7 |
| RESIDENTIAL | M | 30.45 | 2' - 9" | 3' - 1" | 8.5 |
| RESIDENTIAL | P | 30.46 | 1' - 10" | 3' - 5" | 6.3 |
| RESIDENTIAL | M | 30.47 | 1' - 10" | 3' - 5" | 6.2 |
| RESIDENTIAL | E | 30.48 | 1' - 5" | 4' - 3" | 6.1 |
| RESIDENTIAL | P | 30.49 | 0' - 9" | 2' - 10" | 2.1 |
| RESIDENTIAL | P | 30.50 | 0' - 9" | 3' - 1" | 2.4 |
| RESIDENTIAL | M | 30.51 | 0' - 3" | 3' - 2" | 0.8 |
| RESIDENTIAL | P | 30.52 | 1' - 5" | 2' - 7" | 3.7 |
| SUBTOTAL | | | | | 456.6 |

| 30TH FLOOR DEDUCTIONS | | | | | |
|---|---|---|---|---|---|
| ZONE C5-3 MID | | | | | |
| USE | TYPE | No. | LENGTH | WIDTH | AREA (SF) |
| RESIDENTIAL | ST | 30.53 | 0' - 8" | 7' - 2" | 4.8 |
| RESIDENTIAL | M | 30.54 | 1' - 1" | 4' - 1" | 4.4 |
| RESIDENTIAL | M | 30.55 | 1' - 6" | 3' - 2" | 4.8 |
| RESIDENTIAL | ST | 30.56 | 0' - 8" | 1' - 6" | 1.0 |
| RESIDENTIAL | ST | 30.57 | 0' - 8" | 1' - 6" | 1.0 |
| RESIDENTIAL | M | 30.58 | 2' - 9" | 3' - 4" | 9.0 |
| RESIDENTIAL | M | 30.59 | 4' - 2" | 4' - 7" | 19.1 |
| RESIDENTIAL | M | 30.60 | 1' - 7" | 4' - 2" | 6.6 |
| RESIDENTIAL | M | 30.61 | 1' - 8" | 4' - 2" | 6.8 |
| RESIDENTIAL | M | 30.62 | 4' - 10" | 4' - 10" | 23.4 |
| RESIDENTIAL | M | 30.63 | 2' - 8" | 3' - 6" | 9.2 |
| RESIDENTIAL | M | 30.64 | 2' - 0" | 4' - 9" | 9.5 |
| RESIDENTIAL | P | 30.65 | 1' - 1" | 3' - 6" | 3.9 |
| RESIDENTIAL | P | 30.66 | 1' - 1" | 11' - 0" | 11.9 |
| RESIDENTIAL | P | 30.67 | 1' - 5" | 6' - 2" | 8.4 |
| RESIDENTIAL | M | 30.68 | 1' - 4" | 2' - 0" | 2.7 |
| RESIDENTIAL | P | 30.69 | 1' - 0" | 3' - 6" | 3.4 |
| RESIDENTIAL | P | 30.70 | 1' - 1" | 11' - 1" | 12.0 |
| SUBTOTAL | | | | | 141.9 |

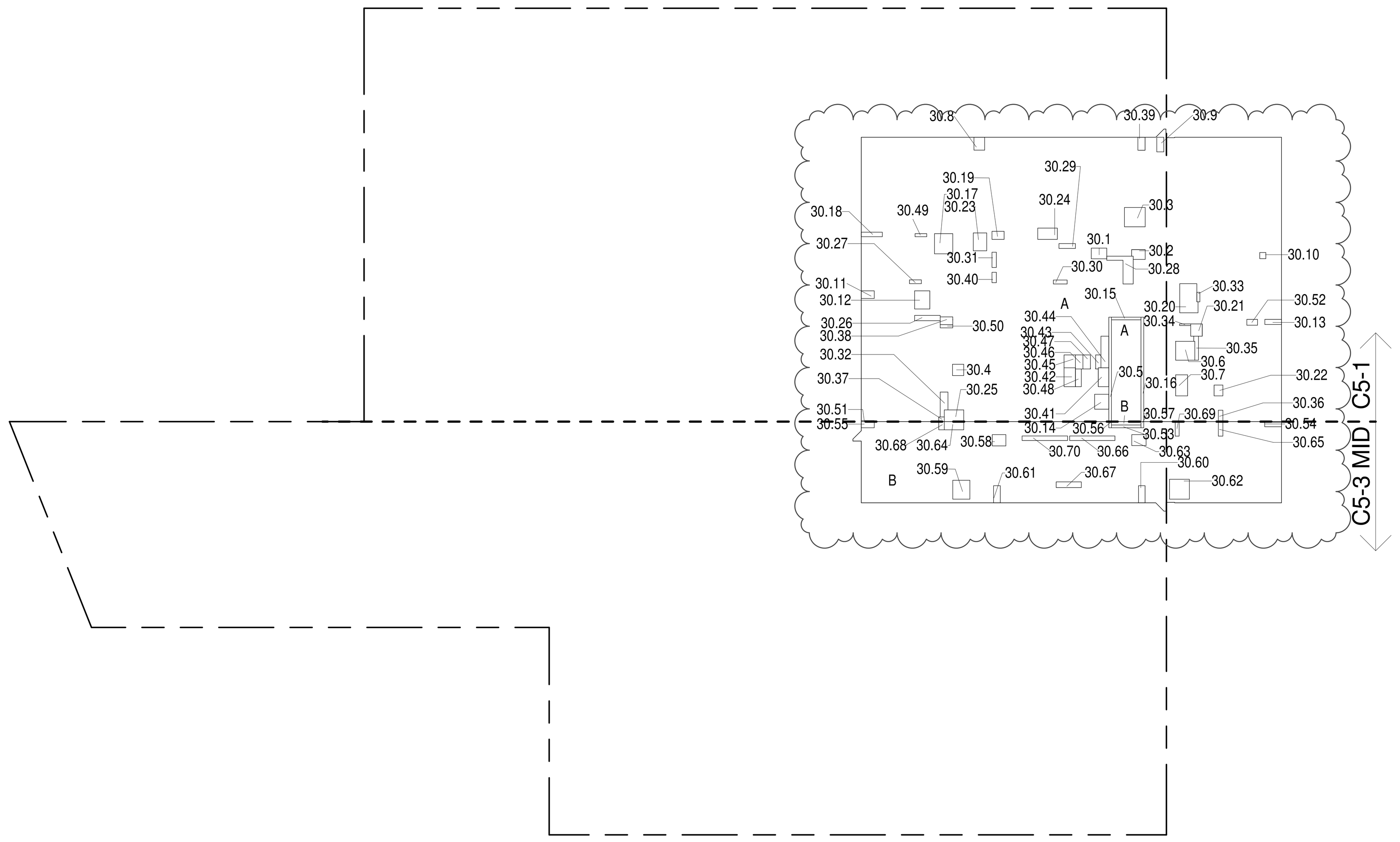


**30TH FLOOR (MFD:55TH FLOOR) GROSS FLOOR AREA PLAN AND DEDUCTIONS** 3
3/64" = 1'-0"

ZONING AND DEDUCT LEGEND

- DEDUCTIONS
- M - MECHANICAL ROOM / RISER
- E - ELECTRICAL SHAFT / RISER
- P - PLUMBING RISER
- BG - BELOW GRADE
- O - OPENING TO BELOW
- L - LOADING BAYS
- ST - 44" RESI STAIR SHAFT (INCLUDING 8" PERIMETER)
- G - GAP FROM ADJACENT BUILDING
- DEVELOPMENT LOT LINE

* WHERE APPLICABLE, DOCUMENTED AND CALCULATED AREAS HAVE BEEN ROUNDED TO ITS NEXT SIGNIFICANT DIGIT.

** LENGTH AND WIDTH DIMENSIONS FOR COMPLEX SHAPES HAVE BEEN SIMPLIFIED TO ILLUSTRATE ONLY LARGEST OVERALL DIMENSION RESPECTIVELY. AREA DOCUMENTED IS THE EXACT AREA OF THE COMPLEX SHAPE

*** ELECTRICAL DEDUCTIONS ARE ONLY FOR ELECTRICAL RISERS. AND CLOSETS. NO DEDUCTIONS TAKEN FOR TELEPHONE CLOSETS

DEPT OF BLDGS 121328205 Job Number
ES367210984 Scan Code

KEY PLAN:

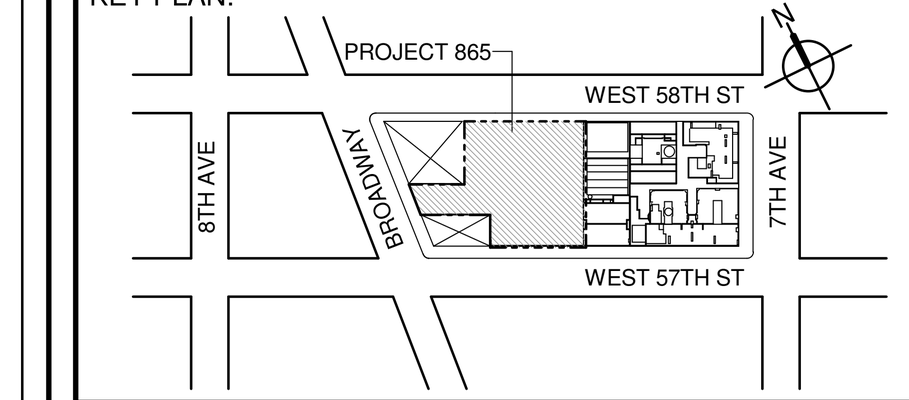


PROJECT NORTH
TRUE NORTH


DEVELOPER:
*EXTELL DEVELOPMENT COMPANY*
805 THIRD AVENUE, 7TH FLOOR
New York, NY 10022 USA
TEL: 212 712 6000 FAX: 212 712 6100

DESIGN ARCHITECT: Base Building Shell & Core
*ADRIAN SMITH + GORDON GILL ARCHITECTURE*
111 WEST MONROE STREET SUITE 2300
CHICAGO IL 60603
TEL: 312 920 1888 FAX: 312 920 1775

ARCHITECT OF RECORD: Base Building Shell & Core
*AAI ARCHITECTS, P.C.*
401 Wellington St. W., 3rd Floor
Toronto, ON M5V 1E7 Canada
TEL: 416 967 1500 FAX: 416 967 7150

STRUCTURAL ENGINEERS:
*WSP CANTOR SEINUK*
228 EAST 45th Street
New York, NY 10017 USA
TEL: 212 687 9888 FAX: 646 487 5501

MEP ENGINEERS:
*AKF GROUP*
1501 Broadway
New York, NY 10036 USA
TEL: 212 354 5656 FAX: 212 354 5668

GEOTECHNICAL ENGINEERS:
*Langan Engineering & Environmental Services*
21 Penn Plaza - 360 West 31st Street, 8th Floor
New York, NY 10001-2727
TEL: 212 479 5400 FAX: 212 479 5444

CODE CONSULTANTS:
*Construction Consulting Associates*
100 Church Street
New York, NY 10007
TEL: 212 385 1818 FAX: 212 385 1911

CURTAINWALL CONSULTANT:
*AJLP Consulting*
40 Worth Street. Suite 826
New York, NY 10013
TEL: 212 757 5659 FAX: 646 219 8508

LANDMARK/PRESERVATION CONSULTANT:
*Higgins Quasebarth & Partners LLC*
11 Hanover Square, 16th Floor
New York, NY 1005
TEL: 212 274 9468 FAX: 646 274 9380

LANDMARK/PRESERVATION CONSULTANT:
*Jan Hird Pokorny Associates, Inc.*
39 West 37th Street, 12A
New York, NY 10018
TEL: 212 759 6462 FAX: 212 759 6540


| No. | DESCRIPTION: | DATE: |
|---|---|---|
| 1 | D.O.B. SUBMISSION | 05 DEC 14 |
| 2 | D.O.B. SUBMISSION | 18 FEB 15 |
| | D.O.B. SUBMISSION | 27 APR 14 |
| | D.O.B. AMENDMENT 2 | 21 SEP 15 |
| | D.O.B. AMENDMENT 3 | 03 OCT 16 |

0 10' - 8" 21' - 4" 42' - 8"

**D.O.B. SUBMISSION**


Discrepancies must be reported immediately to the Architect before proceeding. Only figured dimensions are to be used. Contractors must check all dimensions on site. This drawing is protected by copyright.


ALL DIMENSIONS ARE SHOWN IN IMPERIAL.

CONSULTANT:
AAI ARCHITECTS, P.C.

PROJECT:
**217 WEST 57TH STREET**
NEW YORK, NY

DRAWING TITLE:
ZONING FLOOR AREA PLAN AND DEDUCTIONS
28TH, 29TH, 30TH FLOOR

SEAL & SIGNATURE:
REGISTERED ARCHITECT WIEPKE DAVID JANSEN No. 028881 STATE OF NEW YORK

| DATE: | 05 DEC 14 |
|---|---|
| PROJECT No: | 1216-00 |
| DRAWN: Author | REV: 2 |
| CHK: Checker | |
| SCALE: 3/64" = 1'-0" | |
| DWG No: | Z-018.02 |
| DOB PAGE No: | 15 of 454 |

DOB EMPLOYEE STAMP:
DOB B-SCAN:

36" x 48" Arch E -SHEET SIZE
FILE NAME:
PLOT DATE: 10/14/2016 1:59:46 PM

| 31ST FLOOR AREA CALCULATIONS | | | | |
|---|---|---|---|---|
| ZONE C5-1 | | | | |
| USE | No. | *GFA | *DEDUCTIONS | *ZFA (SF) |
| RESIDENTIAL | | 7,061 | 457 | 6,604 |
| TOTAL | | 7,061 | 457 | 6,604 |

| 31ST FLOOR AREA CALCULATIONS | | | | |
|---|---|---|---|---|
| ZONE C5-3 MID | | | | |
| USE | No. | *GFA | *DEDUCTIONS | *ZFA (SF) |
| RESIDENTIAL | | 2,024 | 142 | 1,882 |
| TOTAL | | 2,024 | 142 | 1,882 |

| 31ST FLOOR AREA CALCULATIONS | | | |
|---|---|---|---|
| ZONE C5-1 AND C5-3 MID | | | |
| USE | *GFA | *DEDUCTIONS | *ZFA (SF) |
| RESIDENTIAL | 9,084 | 598 | 8,486 |
| TOTAL | 9,084 | 598 | 8,486 |

| 31ST FLOOR DEDUCTIONS | | | | | |
|---|---|---|---|---|---|
| ZONE C5-1 | | | | | |
| USE | TYPE | No. | LENGTH | WIDTH | AREA (SF) |
| RESIDENTIAL | M | 31.1 | 2' - 7" | 3' - 9" | 9.8 |
| RESIDENTIAL | M | 31.2 | 2' - 1" | 3' - 7" | 7.6 |
| RESIDENTIAL | M | 31.3 | 4' - 8" | 5' - 1" | 23.7 |
| RESIDENTIAL | M | 31.4 | 2' - 9" | 2' - 9" | 7.5 |
| RESIDENTIAL | ST | 31.5 | 0' - 8" | 25' - 5" | 16.9 |
| RESIDENTIAL | M | 31.6 | 4' - 7" | 4' - 8" | 21.4 |
| RESIDENTIAL | M | 31.7 | 2' - 11" | 5' - 1" | 14.8 |
| RESIDENTIAL | M | 31.8 | 2' - 7" | 3' - 2" | 8.1 |
| RESIDENTIAL | M | 31.9 | 1' - 8" | 3' - 7" | 6.0 |
| RESIDENTIAL | M | 31.10 | 1' - 6" | 1' - 6" | 2.2 |
| RESIDENTIAL | M | 31.11 | 1' - 10" | 3' - 2" | 5.8 |
| RESIDENTIAL | M | 31.12 | 3' - 8" | 4' - 5" | 16.1 |
| RESIDENTIAL | M | 31.13 | 1' - 3" | 4' - 1" | 5.1 |
| RESIDENTIAL | M | 31.14 | 3' - 5" | 3' - 8" | 12.5 |
| RESIDENTIAL | ST | 31.15 | 0' - 8" | 7' - 2" | 4.8 |
| RESIDENTIAL | ST | 31.16 | 0' - 8" | 25' - 5" | 16.9 |
| RESIDENTIAL | M | 31.17 | 4' - 5" | 4' - 11" | 21.8 |
| RESIDENTIAL | M | 31.18 | 1' - 1" | 5' - 2" | 5.6 |
| RESIDENTIAL | M | 31.19 | 2' - 0" | 3' - 0" | 5.8 |
| RESIDENTIAL | M | 31.20 | 4' - 0" | 7' - 6" | 30.1 |
| RESIDENTIAL | M | 31.21 | 2' - 10" | 3' - 0" | 8.4 |
| RESIDENTIAL | M | 31.22 | 2' - 2" | 2' - 8" | 5.7 |
| RESIDENTIAL | M | 31.23 | 3' - 3" | 4' - 4" | 14.1 |
| RESIDENTIAL | M | 31.24 | 2' - 9" | 4' - 10" | 13.1 |
| RESIDENTIAL | M | 31.25 | 2' - 10" | 4' - 9" | 13.5 |
| RESIDENTIAL | P | 31.26 | 1' - 3" | 6' - 2" | 7.9 |
| RESIDENTIAL | P | 31.27 | 0' - 11" | 2' - 11" | 2.7 |
| RESIDENTIAL | P | 31.28 | 1' - 10" | 11' - 5" | 21.0 |
| RESIDENTIAL | P | 31.29 | 1' - 2" | 4' - 0" | 4.7 |
| RESIDENTIAL | P | 31.30 | 1' - 0" | 3' - 4" | 3.3 |
| RESIDENTIAL | P | 31.31 | 1' - 1" | 3' - 8" | 3.9 |
| RESIDENTIAL | P | 31.32 | 1' - 7" | 6' - 5" | 10.0 |
| RESIDENTIAL | P | 31.33 | 0' - 9" | 2' - 4" | 1.7 |
| RESIDENTIAL | P | 31.34 | 0' - 5" | 2' - 8" | 1.1 |
| RESIDENTIAL | P | 31.35 | 0' - 11" | 6' - 1" | 5.4 |
| SUBTOTAL | | | | | |

| 31ST FLOOR DEDUCTIONS | | | | | |
|---|---|---|---|---|---|
| ZONE C5-1 | | | | | |
| USE | TYPE | No. | LENGTH | WIDTH | AREA (SF) |
| RESIDENTIAL | P | 31.36 | 1' - 1" | 2' - 9" | 3.0 |
| RESIDENTIAL | M | 31.37 | 1' - 1" | 1' - 4" | 1.5 |
| RESIDENTIAL | M | 31.38 | 1' - 11" | 3' - 1" | 5.8 |
| RESIDENTIAL | M | 31.39 | 1' - 9" | 3' - 2" | 5.6 |
| RESIDENTIAL | P | 31.40 | 1' - 1" | 2' - 6" | 2.6 |
| RESIDENTIAL | E | 31.41 | 2' - 7" | 4' - 7" | 11.6 |
| RESIDENTIAL | P | 31.42 | 2' - 9" | 4' - 7" | 12.6 |
| RESIDENTIAL | M | 31.43 | 1' - 2" | 3' - 6" | 4.1 |
| RESIDENTIAL | P | 31.44 | 1' - 11" | 7' - 8" | 14.7 |
| RESIDENTIAL | M | 31.45 | 2' - 9" | 3' - 1" | 8.5 |
| RESIDENTIAL | P | 31.46 | 1' - 10" | 3' - 5" | 6.3 |
| RESIDENTIAL | M | 31.47 | 1' - 10" | 3' - 5" | 6.2 |
| RESIDENTIAL | E | 31.48 | 1' - 5" | 4' - 3" | 6.1 |
| RESIDENTIAL | P | 31.49 | 0' - 9" | 2' - 10" | 2.1 |
| RESIDENTIAL | P | 31.50 | 0' - 9" | 3' - 1" | 2.4 |
| RESIDENTIAL | M | 31.51 | 0' - 3" | 3' - 2" | 0.8 |
| RESIDENTIAL | P | 31.52 | 1' - 5" | 2' - 7" | 3.7 |
| SUBTOTAL | | | | | 456.6 |

| 31ST FLOOR DEDUCTIONS | | | | | |
|---|---|---|---|---|---|
| ZONE C5-3 MID | | | | | |
| USE | TYPE | No. | LENGTH | WIDTH | AREA (SF) |
| RESIDENTIAL | ST | 31.53 | 0' - 8" | 7' - 2" | 4.8 |
| RESIDENTIAL | M | 31.54 | 1' - 1" | 4' - 1" | 4.4 |
| RESIDENTIAL | M | 31.55 | 1' - 6" | 3' - 2" | 4.8 |
| RESIDENTIAL | ST | 31.56 | 0' - 8" | 1' - 6" | 1.0 |
| RESIDENTIAL | ST | 31.57 | 0' - 8" | 1' - 6" | 1.0 |
| RESIDENTIAL | M | 31.58 | 2' - 9" | 3' - 4" | 9.0 |
| RESIDENTIAL | M | 31.59 | 4' - 2" | 4' - 7" | 19.1 |
| RESIDENTIAL | M | 31.60 | 1' - 7" | 4' - 2" | 6.6 |
| RESIDENTIAL | M | 31.61 | 1' - 8" | 4' - 2" | 6.8 |
| RESIDENTIAL | M | 31.62 | 4' - 10" | 4' - 10" | 23.4 |
| RESIDENTIAL | M | 31.63 | 2' - 8" | 3' - 6" | 9.2 |
| RESIDENTIAL | M | 31.64 | 2' - 0" | 4' - 9" | 9.5 |
| RESIDENTIAL | P | 31.65 | 1' - 1" | 3' - 6" | 3.9 |
| RESIDENTIAL | P | 31.66 | 1' - 1" | 11' - 0" | 11.9 |
| RESIDENTIAL | P | 31.67 | 1' - 5" | 6' - 2" | 8.4 |
| RESIDENTIAL | M | 31.68 | 1' - 4" | 2' - 0" | 2.7 |
| RESIDENTIAL | P | 31.69 | 1' - 0" | 3' - 6" | 3.4 |
| RESIDENTIAL | P | 31.70 | 1' - 1" | 11' - 1" | 12.0 |
| SUBTOTAL | | | | | 141.9 |

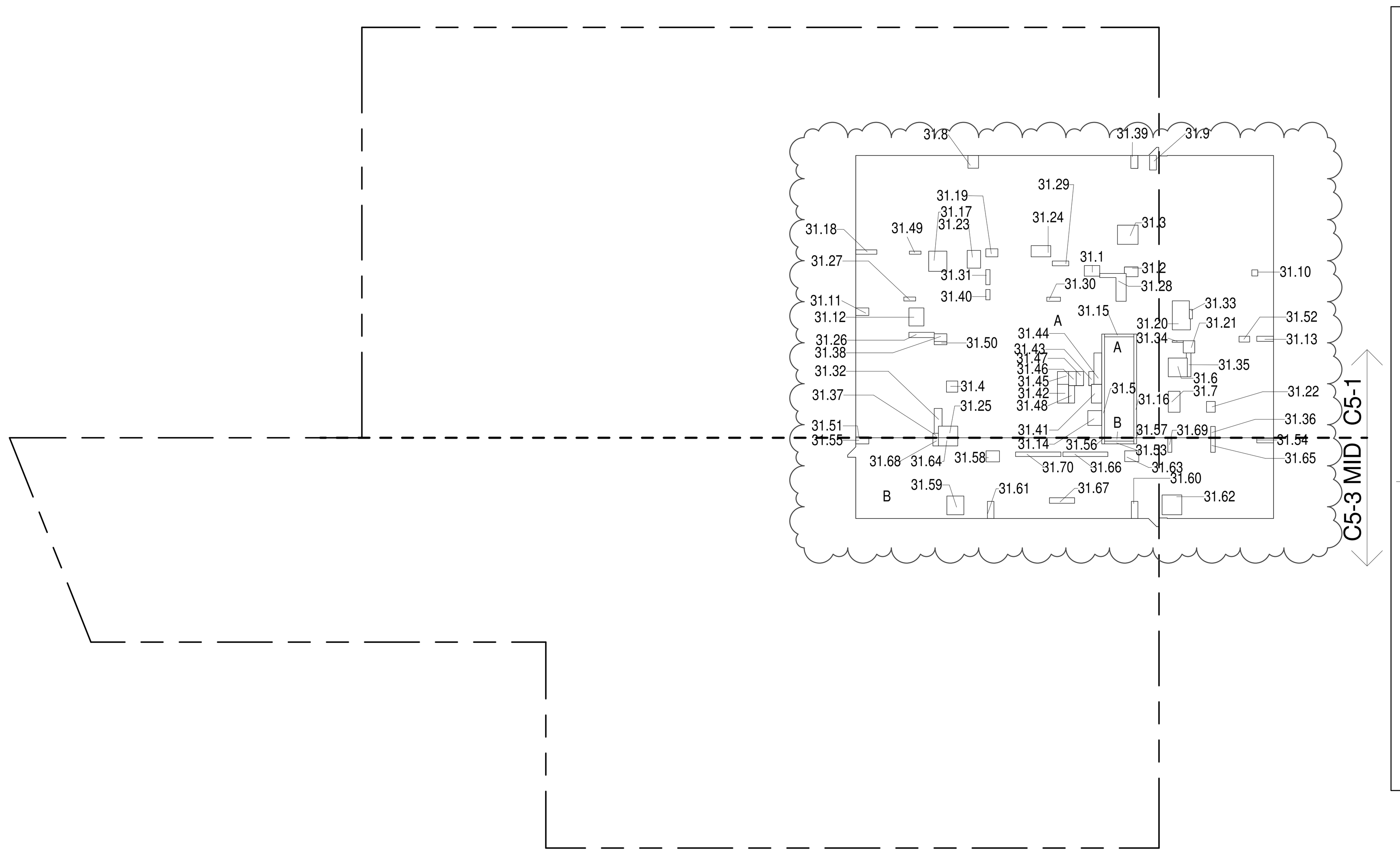


**31ST FLOOR (MFD:56TH FLOOR) GROSS FLOOR AREA PLAN AND DEDUCTIONS** (1)
3/64" = 1'-0"

| 32ND FLOOR AREA CALCULATIONS | | | | |
|---|---|---|---|---|
| ZONE C5-1 | | | | |
| USE | No. | *GFA | *DEDUCTIONS | *ZFA (SF) |
| RESIDENTIAL | | 7,061 | 475 | 6,586 |
| TOTAL | | 7,061 | 475 | 6,586 |

| 32ND FLOOR AREA CALCULATIONS | | | | |
|---|---|---|---|---|
| ZONE C5-3 MID | | | | |
| USE | No. | *GFA | *DEDUCTIONS | *ZFA (SF) |
| RESIDENTIAL | | 2,024 | 142 | 1,882 |
| TOTAL | | 2,024 | 142 | 1,882 |

| 32ND FLOOR AREA CALCULATIONS | | | |
|---|---|---|---|
| ZONE C5-1 AND C5-3 MID | | | |
| USE | *GFA | *DEDUCTIONS | *ZFA (SF) |
| RESIDENTIAL | 9,084 | 616 | 8,468 |
| TOTAL | 9,084 | 616 | 8,468 |

| 32ND FLOOR DEDUCTIONS | | | | | |
|---|---|---|---|---|---|
| ZONE C5-1 | | | | | |
| USE | TYPE | No. | LENGTH | WIDTH | AREA (SF) |
| RESIDENTIAL | M | 32.1 | 2' - 7" | 3' - 9" | 9.8 |
| RESIDENTIAL | M | 32.2 | 2' - 1" | 3' - 7" | 7.6 |
| RESIDENTIAL | M | 32.3 | 4' - 8" | 5' - 1" | 23.7 |
| RESIDENTIAL | M | 32.4 | 2' - 9" | 2' - 9" | 7.5 |
| RESIDENTIAL | ST | 32.5 | 0' - 8" | 25' - 5" | 16.9 |
| RESIDENTIAL | M | 32.6 | 4' - 7" | 4' - 8" | 21.4 |
| RESIDENTIAL | M | 32.7 | 2' - 11" | 5' - 1" | 14.8 |
| RESIDENTIAL | M | 32.8 | 2' - 7" | 3' - 2" | 8.1 |
| RESIDENTIAL | M | 32.9 | 1' - 8" | 3' - 7" | 6.0 |
| RESIDENTIAL | M | 32.10 | 1' - 6" | 1' - 6" | 2.2 |
| RESIDENTIAL | M | 32.11 | 1' - 10" | 3' - 2" | 5.8 |
| RESIDENTIAL | M | 32.12 | 3' - 8" | 4' - 5" | 16.1 |
| RESIDENTIAL | M | 32.13 | 1' - 3" | 4' - 1" | 5.1 |
| RESIDENTIAL | M | 32.14 | 3' - 5" | 3' - 8" | 12.5 |
| RESIDENTIAL | ST | 32.15 | 0' - 8" | 7' - 2" | 4.8 |
| RESIDENTIAL | ST | 32.16 | 0' - 8" | 25' - 5" | 16.9 |
| RESIDENTIAL | M | 32.17 | 4' - 5" | 4' - 11" | 21.8 |
| RESIDENTIAL | M | 32.18 | 1' - 1" | 5' - 2" | 5.6 |
| RESIDENTIAL | M | 32.19 | 2' - 0" | 3' - 0" | 5.8 |
| RESIDENTIAL | M | 32.20 | 4' - 0" | 7' - 6" | 30.1 |
| RESIDENTIAL | M | 32.21 | 2' - 10" | 3' - 0" | 8.4 |
| RESIDENTIAL | M | 32.22 | 2' - 2" | 2' - 8" | 5.7 |
| RESIDENTIAL | M | 32.23 | 3' - 3" | 4' - 4" | 14.1 |
| RESIDENTIAL | M | 32.24 | 2' - 9" | 4' - 10" | 13.1 |
| RESIDENTIAL | M | 32.25 | 2' - 10" | 4' - 9" | 13.5 |
| RESIDENTIAL | P | 32.26 | 1' - 3" | 6' - 2" | 7.9 |
| RESIDENTIAL | P | 32.27 | 0' - 11" | 2' - 11" | 2.7 |
| RESIDENTIAL | P | 32.28 | 1' - 10" | 11' - 5" | 21.0 |
| RESIDENTIAL | P | 32.29 | 1' - 2" | 4' - 0" | 4.7 |
| RESIDENTIAL | P | 32.30 | 1' - 0" | 3' - 4" | 3.3 |
| RESIDENTIAL | P | 32.31 | 1' - 1" | 3' - 8" | 3.9 |
| RESIDENTIAL | P | 32.32 | 1' - 7" | 6' - 5" | 10.0 |
| RESIDENTIAL | P | 32.33 | 0' - 9" | 2' - 4" | 1.7 |
| RESIDENTIAL | P | 32.34 | 0' - 5" | 2' - 8" | 1.1 |
| RESIDENTIAL | P | 32.35 | 0' - 11" | 6' - 1" | 5.4 |
| SUBTOTAL | | | | | |

| 32ND FLOOR DEDUCTIONS | | | | | |
|---|---|---|---|---|---|
| ZONE C5-1 | | | | | |
| USE | TYPE | No. | LENGTH | WIDTH | AREA (SF) |
| RESIDENTIAL | P | 32.36 | 1' - 1" | 2' - 9" | 3.0 |
| RESIDENTIAL | M | 32.37 | 1' - 1" | 1' - 4" | 1.5 |
| RESIDENTIAL | M | 32.38 | 1' - 11" | 3' - 1" | 5.8 |
| RESIDENTIAL | M | 32.39 | 1' - 9" | 3' - 2" | 5.6 |
| RESIDENTIAL | P | 32.40 | 1' - 1" | 2' - 6" | 2.6 |
| RESIDENTIAL | E | 32.41 | 2' - 7" | 4' - 7" | 11.6 |
| RESIDENTIAL | P | 32.42 | 2' - 9" | 4' - 7" | 12.6 |
| RESIDENTIAL | M | 32.43 | 1' - 2" | 3' - 6" | 4.1 |
| RESIDENTIAL | P | 32.44 | 1' - 11" | 7' - 8" | 14.7 |
| RESIDENTIAL | M | 32.45 | 2' - 9" | 3' - 1" | 8.5 |
| RESIDENTIAL | P | 32.46 | 1' - 10" | 3' - 5" | 6.3 |
| RESIDENTIAL | M | 32.47 | 1' - 10" | 3' - 5" | 6.2 |
| RESIDENTIAL | E | 32.48 | 1' - 5" | 4' - 3" | 6.1 |
| RESIDENTIAL | P | 32.49 | 0' - 9" | 2' - 10" | 2.1 |
| RESIDENTIAL | P | 32.50 | 0' - 9" | 3' - 1" | 2.4 |
| RESIDENTIAL | M | 32.51 | 0' - 3" | 3' - 2" | 0.8 |
| RESIDENTIAL | P | 32.52 | 1' - 5" | 2' - 7" | 3.7 |
| RESIDENTIAL | E | 32.71 | 3' - 5" | 5' - 4" | 18.0 |
| SUBTOTAL | | | | | 474.6 |

| 32ND FLOOR DEDUCTIONS | | | | | |
|---|---|---|---|---|---|
| ZONE C5-3 MID | | | | | |
| USE | TYPE | No. | LENGTH | WIDTH | AREA (SF) |
| RESIDENTIAL | ST | 32.53 | 0' - 8" | 7' - 2" | 4.8 |
| RESIDENTIAL | M | 32.54 | 1' - 1" | 4' - 1" | 4.4 |
| RESIDENTIAL | M | 32.55 | 1' - 6" | 3' - 2" | 4.8 |
| RESIDENTIAL | ST | 32.56 | 0' - 8" | 1' - 6" | 1.0 |
| RESIDENTIAL | ST | 32.57 | 0' - 8" | 1' - 6" | 1.0 |
| RESIDENTIAL | M | 32.58 | 2' - 9" | 3' - 4" | 9.0 |
| RESIDENTIAL | M | 32.59 | 4' - 2" | 4' - 7" | 19.1 |
| RESIDENTIAL | M | 32.60 | 1' - 7" | 4' - 2" | 6.6 |
| RESIDENTIAL | M | 32.61 | 1' - 8" | 4' - 2" | 6.8 |
| RESIDENTIAL | M | 32.62 | 4' - 10" | 4' - 10" | 23.4 |
| RESIDENTIAL | M | 32.63 | 2' - 8" | 3' - 6" | 9.2 |
| RESIDENTIAL | M | 32.64 | 2' - 0" | 4' - 9" | 9.5 |
| RESIDENTIAL | P | 32.65 | 1' - 1" | 3' - 6" | 3.9 |
| RESIDENTIAL | P | 32.66 | 1' - 1" | 11' - 0" | 11.9 |
| RESIDENTIAL | P | 32.67 | 1' - 5" | 6' - 2" | 8.4 |
| RESIDENTIAL | M | 32.68 | 1' - 4" | 2' - 0" | 2.7 |
| RESIDENTIAL | P | 32.69 | 1' - 0" | 3' - 6" | 3.4 |
| RESIDENTIAL | P | 32.70 | 1' - 1" | 11' - 1" | 12.0 |
| SUBTOTAL | | | | | 141.9 |

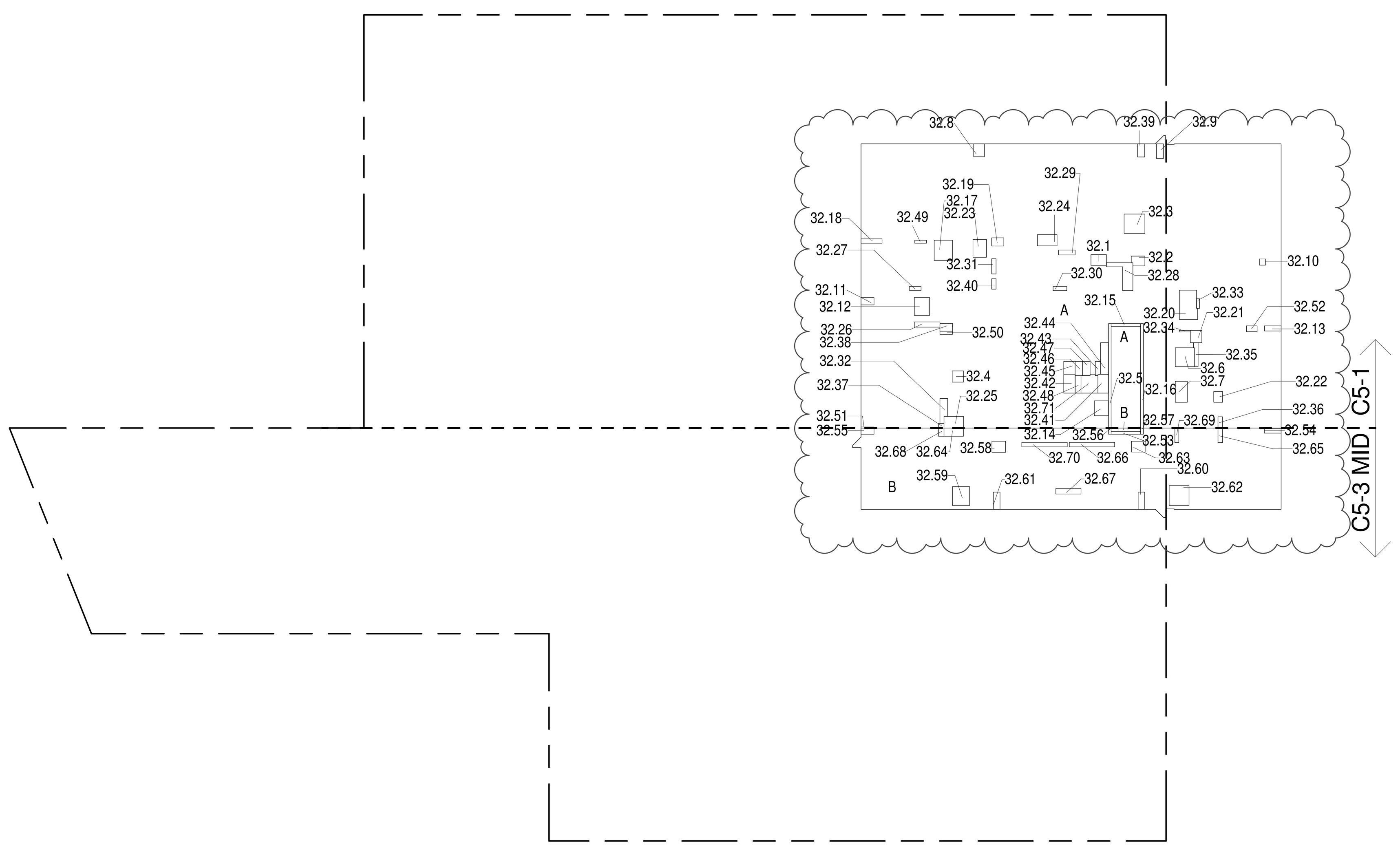


**32ND FLOOR (MFD:57TH FLOOR) GROSS FLOOR AREA PLAN AND DEDUCTIONS** (2)
3/64" = 1'-0"

| 33RD FLOOR AREA CALCULATIONS | | | | |
|---|---|---|---|---|
| ZONE C5-1 | | | | |
| USE | No. | *GFA | *DEDUCTIONS | *ZFA (SF) |
| RESIDENTIAL | | 7,061 | 457 | 6,604 |
| TOTAL | | 7,061 | 457 | 6,604 |

| 33RD FLOOR AREA CALCULATIONS | | | | |
|---|---|---|---|---|
| ZONE C5-3 MID | | | | |
| USE | No. | *GFA | *DEDUCTIONS | *ZFA (SF) |
| RESIDENTIAL | | 2,024 | 142 | 1,882 |
| TOTAL | | 2,024 | 142 | 1,882 |

| 33RD FLOOR AREA CALCULATIONS | | | |
|---|---|---|---|
| ZONE C5-1 AND C5-3 MID | | | |
| USE | *GFA | *DEDUCTIONS | *ZFA (SF) |
| RESIDENTIAL | 9,084 | 598 | 8,486 |
| TOTAL | 9,084 | 598 | 8,486 |

| 33RD FLOOR DEDUCTIONS | | | | | |
|---|---|---|---|---|---|
| ZONE C5-1 | | | | | |
| USE | TYPE | No. | LENGTH | WIDTH | AREA (SF) |
| RESIDENTIAL | M | 33.1 | 2' - 7" | 3' - 9" | 9.8 |
| RESIDENTIAL | M | 33.2 | 2' - 1" | 3' - 7" | 7.6 |
| RESIDENTIAL | M | 33.3 | 4' - 8" | 5' - 1" | 23.7 |
| RESIDENTIAL | M | 33.4 | 2' - 9" | 2' - 9" | 7.5 |
| RESIDENTIAL | ST | 33.5 | 0' - 8" | 25' - 5" | 16.9 |
| RESIDENTIAL | M | 33.6 | 4' - 7" | 4' - 8" | 21.4 |
| RESIDENTIAL | M | 33.7 | 2' - 11" | 5' - 1" | 14.8 |
| RESIDENTIAL | M | 33.8 | 2' - 7" | 3' - 2" | 8.1 |
| RESIDENTIAL | M | 33.9 | 1' - 8" | 3' - 7" | 6.0 |
| RESIDENTIAL | M | 33.10 | 1' - 6" | 1' - 6" | 2.2 |
| RESIDENTIAL | M | 33.11 | 1' - 10" | 3' - 2" | 5.8 |
| RESIDENTIAL | M | 33.12 | 3' - 8" | 4' - 5" | 16.1 |
| RESIDENTIAL | M | 33.13 | 1' - 3" | 4' - 1" | 5.1 |
| RESIDENTIAL | M | 33.14 | 3' - 5" | 3' - 8" | 12.5 |
| RESIDENTIAL | ST | 33.15 | 0' - 8" | 7' - 2" | 4.8 |
| RESIDENTIAL | ST | 33.16 | 0' - 8" | 25' - 5" | 16.9 |
| RESIDENTIAL | M | 33.17 | 4' - 5" | 4' - 11" | 21.8 |
| RESIDENTIAL | M | 33.18 | 1' - 1" | 5' - 2" | 5.6 |
| RESIDENTIAL | M | 33.19 | 2' - 0" | 3' - 0" | 5.8 |
| RESIDENTIAL | M | 33.20 | 4' - 0" | 7' - 6" | 30.1 |
| RESIDENTIAL | M | 33.21 | 2' - 10" | 3' - 0" | 8.4 |
| RESIDENTIAL | M | 33.22 | 2' - 2" | 2' - 8" | 5.7 |
| RESIDENTIAL | M | 33.23 | 3' - 3" | 4' - 4" | 14.1 |
| RESIDENTIAL | M | 33.24 | 2' - 9" | 4' - 10" | 13.1 |
| RESIDENTIAL | M | 33.25 | 2' - 10" | 4' - 9" | 13.5 |
| RESIDENTIAL | P | 33.26 | 1' - 3" | 6' - 2" | 7.9 |
| RESIDENTIAL | P | 33.27 | 0' - 11" | 2' - 11" | 2.7 |
| RESIDENTIAL | P | 33.28 | 1' - 10" | 11' - 5" | 21.0 |
| RESIDENTIAL | P | 33.29 | 1' - 2" | 4' - 0" | 4.7 |
| RESIDENTIAL | P | 33.30 | 1' - 0" | 3' - 4" | 3.3 |
| RESIDENTIAL | P | 33.31 | 1' - 1" | 3' - 8" | 3.9 |
| RESIDENTIAL | P | 33.32 | 1' - 7" | 6' - 5" | 10.0 |
| RESIDENTIAL | P | 33.33 | 0' - 9" | 2' - 4" | 1.7 |
| RESIDENTIAL | P | 33.34 | 0' - 5" | 2' - 8" | 1.1 |
| RESIDENTIAL | P | 33.35 | 0' - 11" | 6' - 1" | 5.4 |
| SUBTOTAL | | | | | |

| 33RD FLOOR DEDUCTIONS | | | | | |
|---|---|---|---|---|---|
| ZONE C5-1 | | | | | |
| USE | TYPE | No. | LENGTH | WIDTH | AREA (SF) |
| RESIDENTIAL | P | 33.36 | 1' - 1" | 2' - 9" | 3.0 |
| RESIDENTIAL | M | 33.37 | 1' - 1" | 1' - 4" | 1.5 |
| RESIDENTIAL | M | 33.38 | 1' - 11" | 3' - 1" | 5.8 |
| RESIDENTIAL | M | 33.39 | 1' - 9" | 3' - 2" | 5.6 |
| RESIDENTIAL | P | 33.40 | 1' - 1" | 2' - 6" | 2.6 |
| RESIDENTIAL | E | 33.41 | 2' - 7" | 4' - 7" | 11.6 |
| RESIDENTIAL | P | 33.42 | 2' - 9" | 4' - 7" | 12.6 |
| RESIDENTIAL | M | 33.43 | 1' - 2" | 3' - 6" | 4.1 |
| RESIDENTIAL | P | 33.44 | 1' - 11" | 7' - 8" | 14.7 |
| RESIDENTIAL | M | 33.45 | 2' - 9" | 3' - 1" | 8.5 |
| RESIDENTIAL | P | 33.46 | 1' - 10" | 3' - 5" | 6.3 |
| RESIDENTIAL | M | 33.47 | 1' - 10" | 3' - 5" | 6.2 |
| RESIDENTIAL | E | 33.48 | 1' - 5" | 4' - 3" | 6.1 |
| RESIDENTIAL | P | 33.49 | 0' - 9" | 2' - 10" | 2.1 |
| RESIDENTIAL | P | 33.50 | 0' - 9" | 3' - 1" | 2.4 |
| RESIDENTIAL | M | 33.51 | 0' - 3" | 3' - 2" | 0.8 |
| RESIDENTIAL | P | 33.52 | 1' - 5" | 2' - 7" | 3.7 |
| SUBTOTAL | | | | | 456.6 |

| 33RD FLOOR DEDUCTIONS | | | | | |
|---|---|---|---|---|---|
| ZONE C5-3 MID | | | | | |
| USE | TYPE | No. | LENGTH | WIDTH | AREA (SF) |
| RESIDENTIAL | ST | 33.53 | 0' - 8" | 7' - 2" | 4.8 |
| RESIDENTIAL | M | 33.54 | 1' - 1" | 4' - 1" | 4.4 |
| RESIDENTIAL | M | 33.55 | 1' - 6" | 3' - 2" | 4.8 |
| RESIDENTIAL | ST | 33.56 | 0' - 8" | 1' - 6" | 1.0 |
| RESIDENTIAL | ST | 33.57 | 0' - 8" | 1' - 6" | 1.0 |
| RESIDENTIAL | M | 33.58 | 2' - 9" | 3' - 4" | 9.0 |
| RESIDENTIAL | M | 33.59 | 4' - 2" | 4' - 7" | 19.1 |
| RESIDENTIAL | M | 33.60 | 1' - 7" | 4' - 2" | 6.6 |
| RESIDENTIAL | M | 33.61 | 1' - 8" | 4' - 2" | 6.8 |
| RESIDENTIAL | M | 33.62 | 4' - 10" | 4' - 10" | 23.4 |
| RESIDENTIAL | M | 33.63 | 2' - 8" | 3' - 6" | 9.2 |
| RESIDENTIAL | M | 33.64 | 2' - 0" | 4' - 9" | 9.5 |
| RESIDENTIAL | P | 33.65 | 1' - 1" | 3' - 6" | 3.9 |
| RESIDENTIAL | P | 33.66 | 1' - 1" | 11' - 0" | 11.9 |
| RESIDENTIAL | P | 33.67 | 1' - 5" | 6' - 2" | 8.4 |
| RESIDENTIAL | M | 33.68 | 1' - 4" | 2' - 0" | 2.7 |
| RESIDENTIAL | P | 33.69 | 1' - 0" | 3' - 6" | 3.4 |
| RESIDENTIAL | P | 33.70 | 1' - 1" | 11' - 1" | 12.0 |
| SUBTOTAL | | | | | 141.9 |

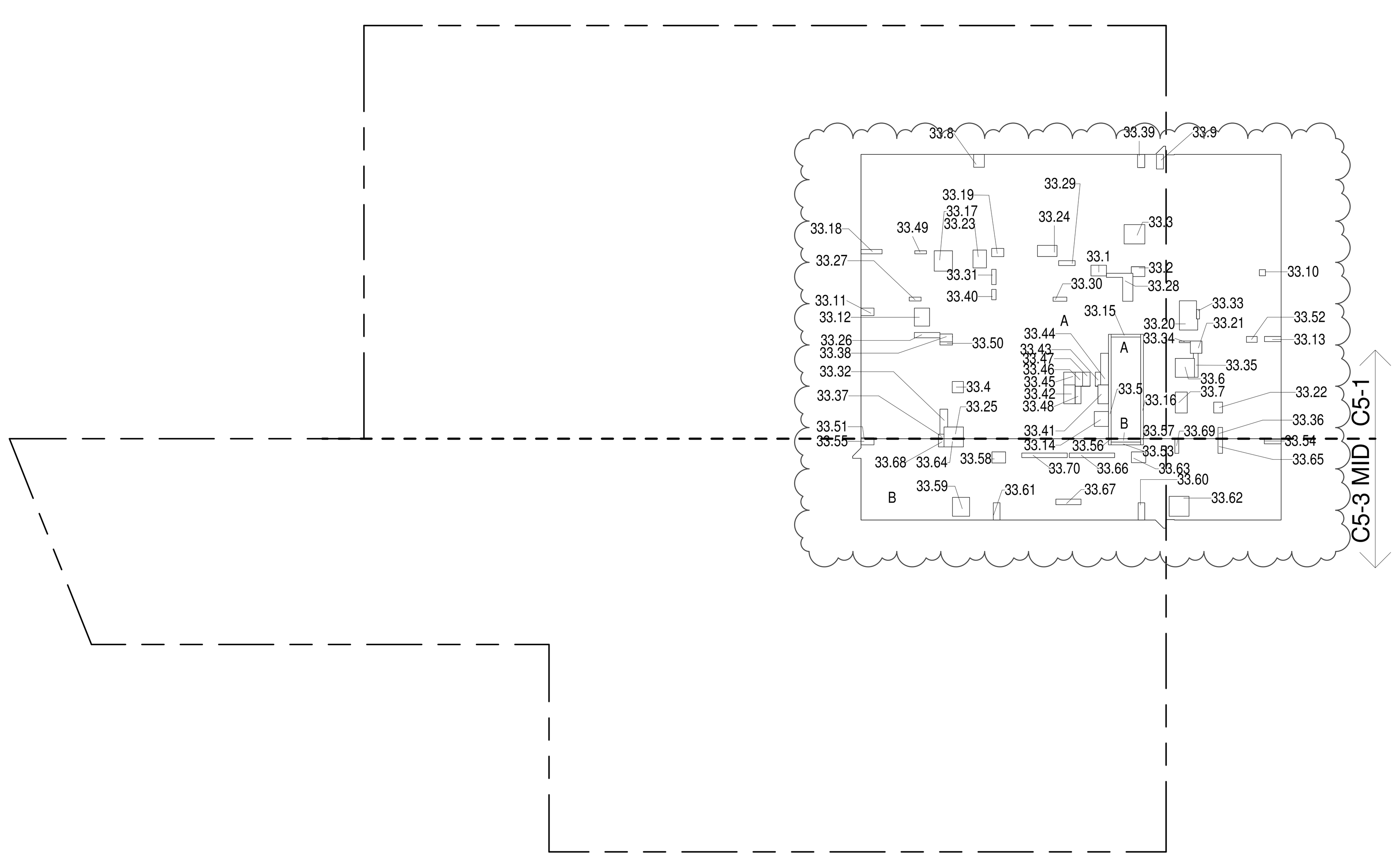


**33RD FLOOR (MFD:58TH FLOOR) GROSS FLOOR AREA PLAN AND DEDUCTIONS** (3)
3/64" = 1'-0"

ZONING AND DEDUCT LEGEND

- DEDUCTIONS
- M - MECHANICAL ROOM / RISER
- E - ELECTRICAL SHAFT / RISER
- P - PLUMBING RISER
- BG - BELOW GRADE
- O - OPENING TO BELOW
- L - LOADING BAYS
- ST - 44" RESI STAIR SHAFT (INCLUDING 8" PERIMETER)
- G - GAP FROM ADJACENT BUILDING
- DEVELOPMENT LOT LINE

* WHERE APPLICABLE, DOCUMENTED AND CALCULATED AREAS HAVE BEEN ROUNDED TO ITS NEXT SIGNIFICANT DIGIT.

** LENGTH AND WIDTH DIMENSIONS FOR COMPLEX SHAPES HAVE BEEN SIMPLIFIED TO ILLUSTRATE ONLY LARGEST OVERALL DIMENSION RESPECTIVELY. AREA DOCUMENTED IS THE EXACT AREA OF THE COMPLEX SHAPE

*** ELECTRICAL DEDUCTIONS ARE ONLY FOR ELECTRICAL RISERS. AND CLOSETS. NO DEDUCTIONS TAKEN FOR TELEPHONE CLOSETS

DEPT OF BLDGS 121328205 Job Number
ES830785464 Scan Code

KEY PLAN:

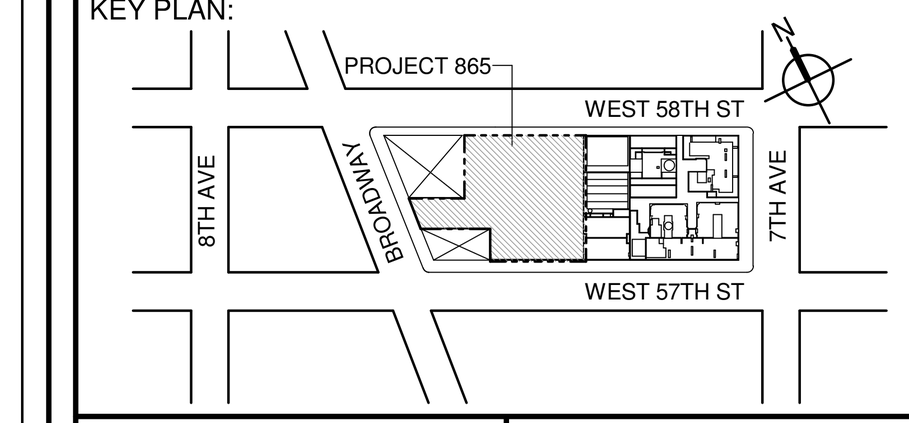


PROJECT NORTH | TRUE NORTH


DEVELOPER:
*EXTELL DEVELOPMENT COMPANY*
805 THIRD AVENUE, 7TH FLOOR
New York, NY 10022 USA
TEL: 212 712 6000 FAX: 212 712 6100

DESIGN ARCHITECT: Base Building Shell & Core
*ADRIAN SMITH + GORDON GILL ARCHITECTURE*
111 WEST MONROE STREET SUITE 2300
CHICAGO IL 60603
TEL: 312 920 1888 FAX: 312 920 1775

ARCHITECT OF RECORD: Base Building Shell & Core
*AAI ARCHITECTS, P.C.*
401 Wellington St. W., 3rd Floor
Toronto, ON M5V 1E7 Canada
TEL: 416 967 1500 FAX: 416 967 7150

STRUCTURAL ENGINEERS:
*WSP CANTOR SEINUK*
228 EAST 45th Street
New York, NY 10017 USA
TEL: 212 687 9888 FAX: 646 487 5501

MEP ENGINEERS:
*AKF GROUP*
1501 Broadway
New York, NY 10036 USA
TEL: 212 354 5656 FAX: 212 354 5668

GEOTECHNICAL ENGINEERS:
*Langan Engineering & Environmental Services*
21 Penn Plaza - 360 West 31st Street, 8th Floor
New York, NY 10001-2727
TEL: 212 479 5400 FAX: 212 479 5444

CODE CONSULTANTS:
*Construction Consulting Associates*
100 Church Street
New York, NY 10007
TEL: 212 385 1818 FAX: 212 385 1911

CURTAINWALL CONSULTANT:
*AJLP Consulting*
40 Worth Street. Suite 826
New York, NY 10013
TEL: 212 757 5659 FAX: 646 219 8508

LANDMARK/PRESERVATION CONSULTANT:
*Higgins Quasebarth & Partners LLC*
11 Hanover Square, 16th Floor
New York, NY 1005
TEL: 212 274 9468 FAX: 646 274 9380

LANDMARK/PRESERVATION CONSULTANT:
*Jan Hird Pokorny Associates, Inc.*
39 West 37th Street, 12A
New York, NY 10018
TEL: 212 759 6462 FAX: 212 759 6540


| No. | DESCRIPTION: | DATE: |
|---|---|---|
| 1 | D.O.B. SUBMISSION | 05 DEC 14 |
| 2 | D.O.B. SUBMISSION | 18 FEB 15 |
| | D.O.B. SUBMISSION | 27 APR 14 |
| | D.O.B. AMENDMENT 2 | 21 SEP 15 |
| | D.O.B. AMENDMENT 3 | 03 OCT 16 |

0 10' - 8" 21' - 4" 42' - 8"

**D.O.B. SUBMISSION**


Discrepancies must be reported immediately to the Architect before proceeding. Only figured dimensions are to be used. Contractors must check all dimensions on site. This drawing is protected by copyright.

ALL DIMENSIONS ARE SHOWN IN IMPERIAL.


CONSULTANT:
AAI ARCHITECTS, P.C.

PROJECT:
**217 WEST 57TH STREET**
NEW YORK, NY

DRAWING TITLE:
ZONING FLOOR AREA PLAN AND DEDUCTIONS
31ST, 32ND, 33RD FLOOR

SEAL & SIGNATURE: REGISTERED ARCHITECT WIEPKE DAVID JANSEN No. 028881 STATE OF NEW YORK

| DATE: | 05 DEC 14 |
|---|---|
| PROJECT No: | 1216-00 |
| DRAWN: Author | REV: 2 |
| CHK: Checker | |
| SCALE: 3/64" = 1'-0" | |
| DWG No: | **Z-019.02** |
| DOB PAGE No: | 16 of 454 |

DOB EMPLOYEE STAMP: | DOB B-SCAN:

36" x 48" Arch E -SHEET SIZE
FILE NAME:
PLOT DATE: 10/14/2016 1:59:57 PM

**34TH FLOOR AREA CALCULATIONS — ZONE C5-1**

| USE | No. | *GFA | *DEDUCTIONS | *ZFA (SF) |
|---|---|---|---|---|
| RESIDENTIAL | | 7,061 | 457 | 6,604 |
| TOTAL | | 7,061 | 457 | 6,604 |

**34TH FLOOR AREA CALCULATIONS — ZONE C5-3 MID**

| USE | No. | *GFA | *DEDUCTIONS | *ZFA (SF) |
|---|---|---|---|---|
| RESIDENTIAL | | 2,024 | 142 | 1,882 |
| TOTAL | | 2,024 | 142 | 1,882 |

**34TH FLOOR AREA CALCULATIONS — ZONE C5-1 AND C5-3 MID**

| USE | *GFA | *DEDUCTIONS | *ZFA (SF) |
|---|---|---|---|
| RESIDENTIAL | 9,084 | 598 | 8,486 |
| TOTAL | 9,084 | 598 | 8,486 |

**34TH FLOOR DEDUCTIONS — ZONE C5-1**

| USE | TYPE | No. | LENGTH | WIDTH | AREA (SF) |
|---|---|---|---|---|---|
| RESIDENTIAL | M | 34.1 | 2' - 7" | 3' - 9" | 9.8 |
| RESIDENTIAL | M | 34.2 | 2' - 1" | 3' - 7" | 7.6 |
| RESIDENTIAL | M | 34.3 | 4' - 8" | 5' - 1" | 23.7 |
| RESIDENTIAL | M | 34.4 | 2' - 9" | 2' - 9" | 7.5 |
| RESIDENTIAL | ST | 34.5 | 0' - 8" | 25' - 5" | 16.9 |
| RESIDENTIAL | M | 34.6 | 4' - 7" | 4' - 8" | 21.4 |
| RESIDENTIAL | M | 34.7 | 2' - 11" | 5' - 1" | 14.8 |
| RESIDENTIAL | M | 34.8 | 2' - 7" | 3' - 2" | 8.1 |
| RESIDENTIAL | M | 34.9 | 1' - 8" | 3' - 7" | 6.0 |
| RESIDENTIAL | M | 34.10 | 1' - 6" | 1' - 6" | 2.2 |
| RESIDENTIAL | M | 34.11 | 1' - 10" | 3' - 2" | 5.8 |
| RESIDENTIAL | M | 34.12 | 3' - 8" | 4' - 5" | 16.1 |
| RESIDENTIAL | M | 34.13 | 1' - 3" | 4' - 1" | 5.1 |
| RESIDENTIAL | M | 34.14 | 3' - 5" | 3' - 8" | 12.5 |
| RESIDENTIAL | ST | 34.15 | 0' - 8" | 7' - 2" | 4.8 |
| RESIDENTIAL | ST | 34.16 | 0' - 8" | 25' - 5" | 16.9 |
| RESIDENTIAL | M | 34.17 | 4' - 5" | 4' - 11" | 21.8 |
| RESIDENTIAL | M | 34.18 | 1' - 1" | 5' - 2" | 5.6 |
| RESIDENTIAL | M | 34.19 | 2' - 0" | 3' - 0" | 5.8 |
| RESIDENTIAL | M | 34.20 | 4' - 0" | 7' - 6" | 30.1 |
| RESIDENTIAL | M | 34.21 | 2' - 10" | 3' - 0" | 8.4 |
| RESIDENTIAL | M | 34.22 | 2' - 2" | 2' - 8" | 5.7 |
| RESIDENTIAL | M | 34.23 | 3' - 3" | 4' - 4" | 14.1 |
| RESIDENTIAL | M | 34.24 | 2' - 9" | 4' - 10" | 13.1 |
| RESIDENTIAL | M | 34.25 | 2' - 10" | 4' - 9" | 13.5 |
| RESIDENTIAL | P | 34.26 | 1' - 3" | 6' - 2" | 7.9 |
| RESIDENTIAL | P | 34.27 | 0' - 11" | 2' - 11" | 2.7 |
| RESIDENTIAL | P | 34.28 | 1' - 10" | 11' - 5" | 21.0 |
| RESIDENTIAL | P | 34.29 | 1' - 2" | 4' - 0" | 4.7 |
| RESIDENTIAL | P | 34.30 | 1' - 0" | 3' - 4" | 3.3 |
| RESIDENTIAL | P | 34.31 | 1' - 1" | 3' - 8" | 3.9 |
| RESIDENTIAL | P | 34.32 | 1' - 7" | 6' - 5" | 10.0 |
| RESIDENTIAL | P | 34.33 | 0' - 9" | 2' - 4" | 1.7 |
| RESIDENTIAL | P | 34.34 | 0' - 5" | 2' - 8" | 1.1 |
| RESIDENTIAL | P | 34.35 | 0' - 11" | 6' - 1" | 5.4 |
| SUBTOTAL | | | | | |

**34TH FLOOR DEDUCTIONS — ZONE C5-1**

| USE | TYPE | No. | LENGTH | WIDTH | AREA (SF) |
|---|---|---|---|---|---|
| RESIDENTIAL | P | 34.36 | 1' - 1" | 2' - 9" | 3.0 |
| RESIDENTIAL | M | 34.37 | 1' - 1" | 1' - 4" | 1.5 |
| RESIDENTIAL | M | 34.38 | 1' - 11" | 3' - 1" | 5.8 |
| RESIDENTIAL | M | 34.39 | 1' - 9" | 3' - 2" | 5.6 |
| RESIDENTIAL | P | 34.40 | 1' - 1" | 2' - 6" | 2.6 |
| RESIDENTIAL | E | 34.41 | 2' - 7" | 4' - 7" | 11.6 |
| RESIDENTIAL | P | 34.42 | 2' - 9" | 4' - 7" | 12.6 |
| RESIDENTIAL | M | 34.43 | 1' - 2" | 3' - 6" | 4.1 |
| RESIDENTIAL | P | 34.44 | 1' - 11" | 7' - 8" | 14.7 |
| RESIDENTIAL | M | 34.45 | 2' - 9" | 3' - 1" | 8.5 |
| RESIDENTIAL | P | 34.46 | 1' - 10" | 3' - 5" | 6.3 |
| RESIDENTIAL | M | 34.47 | 1' - 10" | 3' - 5" | 6.2 |
| RESIDENTIAL | E | 34.48 | 1' - 5" | 4' - 3" | 6.1 |
| RESIDENTIAL | P | 34.49 | 0' - 9" | 2' - 10" | 2.1 |
| RESIDENTIAL | P | 34.50 | 0' - 9" | 3' - 1" | 2.4 |
| RESIDENTIAL | M | 34.51 | 0' - 3" | 3' - 2" | 0.8 |
| RESIDENTIAL | P | 34.52 | 1' - 5" | 2' - 7" | 3.7 |
| SUBTOTAL | | | | | 456.6 |

**34TH FLOOR DEDUCTIONS — ZONE C5-3 MID**

| USE | TYPE | No. | LENGTH | WIDTH | AREA (SF) |
|---|---|---|---|---|---|
| RESIDENTIAL | ST | 34.53 | 0' - 8" | 7' - 2" | 4.8 |
| RESIDENTIAL | M | 34.54 | 1' - 1" | 4' - 1" | 4.4 |
| RESIDENTIAL | M | 34.55 | 1' - 6" | 3' - 2" | 4.8 |
| RESIDENTIAL | ST | 34.56 | 0' - 8" | 1' - 6" | 1.0 |
| RESIDENTIAL | ST | 34.57 | 0' - 8" | 1' - 6" | 1.0 |
| RESIDENTIAL | M | 34.58 | 2' - 9" | 3' - 4" | 9.0 |
| RESIDENTIAL | M | 34.59 | 4' - 2" | 4' - 7" | 19.1 |
| RESIDENTIAL | M | 34.60 | 1' - 7" | 4' - 2" | 6.6 |
| RESIDENTIAL | M | 34.61 | 1' - 8" | 4' - 2" | 6.8 |
| RESIDENTIAL | M | 34.62 | 4' - 10" | 4' - 10" | 23.4 |
| RESIDENTIAL | M | 34.63 | 2' - 8" | 3' - 6" | 9.2 |
| RESIDENTIAL | M | 34.64 | 2' - 0" | 4' - 9" | 9.5 |
| RESIDENTIAL | P | 34.65 | 1' - 1" | 3' - 6" | 3.9 |
| RESIDENTIAL | P | 34.66 | 1' - 1" | 11' - 0" | 11.9 |
| RESIDENTIAL | P | 34.67 | 1' - 5" | 6' - 2" | 8.4 |
| RESIDENTIAL | M | 34.68 | 1' - 4" | 2' - 0" | 2.7 |
| RESIDENTIAL | P | 34.69 | 1' - 0" | 3' - 6" | 3.4 |
| RESIDENTIAL | P | 34.70 | 1' - 1" | 11' - 1" | 12.0 |
| SUBTOTAL | | | | | 141.9 |

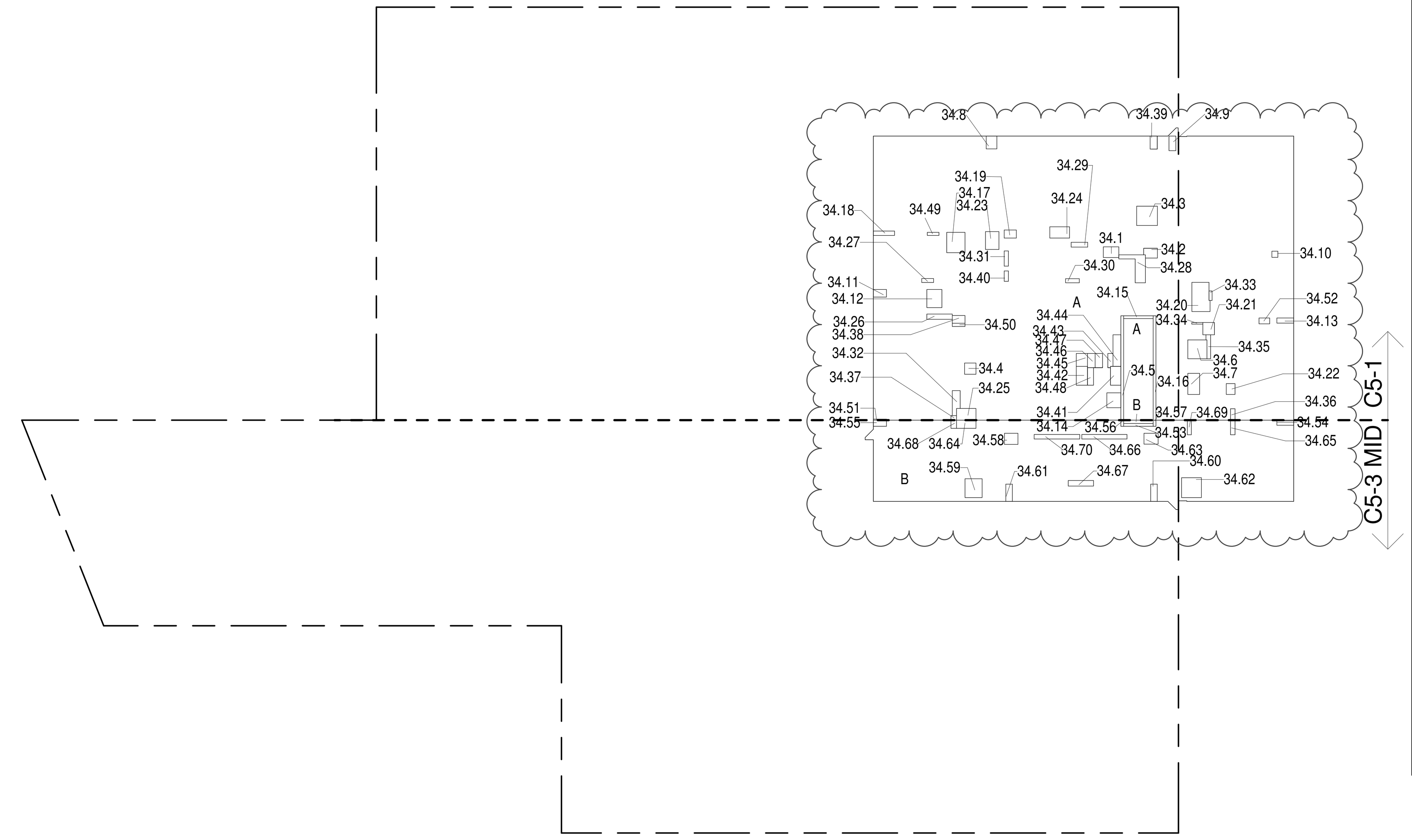


**34TH FLOOR (MFD:59TH FLOOR) GROSS FLOOR AREA PLAN AND DEDUCTIONS** (1)
3/64" = 1'-0"

**35TH FLOOR AREA CALCULATIONS — ZONE C5-1**

| USE | No. | *GFA | *DEDUCTIONS | *ZFA (SF) |
|---|---|---|---|---|
| RESIDENTIAL | | 7,061 | 475 | 6,586 |
| TOTAL | | 7,061 | 475 | 6,586 |

**35TH FLOOR AREA CALCULATIONS — ZONE C5-3 MID**

| USE | No. | *GFA | *DEDUCTIONS | *ZFA (SF) |
|---|---|---|---|---|
| RESIDENTIAL | | 2,024 | 142 | 1,882 |
| TOTAL | | 2,024 | 142 | 1,882 |

**35TH FLOOR AREA CALCULATIONS — ZONE C5-1 AND C5-3 MID**

| USE | *GFA | *DEDUCTIONS | *ZFA (SF) |
|---|---|---|---|
| RESIDENTIAL | 9,084 | 616 | 8,468 |
| TOTAL | 9,084 | 616 | 8,468 |

**35TH FLOOR DEDUCTIONS — ZONE C5-1**

| USE | TYPE | No. | LENGTH | WIDTH | AREA (SF) |
|---|---|---|---|---|---|
| RESIDENTIAL | M | 35.1 | 2' - 7" | 3' - 9" | 9.8 |
| RESIDENTIAL | M | 35.2 | 2' - 1" | 3' - 7" | 7.6 |
| RESIDENTIAL | M | 35.3 | 4' - 8" | 5' - 1" | 23.7 |
| RESIDENTIAL | M | 35.4 | 2' - 9" | 2' - 9" | 7.5 |
| RESIDENTIAL | ST | 35.5 | 0' - 8" | 25' - 5" | 16.9 |
| RESIDENTIAL | M | 35.6 | 4' - 7" | 4' - 8" | 21.4 |
| RESIDENTIAL | M | 35.7 | 2' - 11" | 5' - 1" | 14.8 |
| RESIDENTIAL | M | 35.8 | 2' - 7" | 3' - 2" | 8.1 |
| RESIDENTIAL | M | 35.9 | 1' - 8" | 3' - 7" | 6.0 |
| RESIDENTIAL | M | 35.10 | 1' - 6" | 1' - 6" | 2.2 |
| RESIDENTIAL | M | 35.11 | 1' - 10" | 3' - 2" | 5.8 |
| RESIDENTIAL | M | 35.12 | 3' - 8" | 4' - 5" | 16.1 |
| RESIDENTIAL | M | 35.13 | 1' - 3" | 4' - 1" | 5.1 |
| RESIDENTIAL | M | 35.14 | 3' - 5" | 3' - 8" | 12.5 |
| RESIDENTIAL | ST | 35.15 | 0' - 8" | 7' - 2" | 4.8 |
| RESIDENTIAL | ST | 35.16 | 0' - 8" | 25' - 5" | 16.9 |
| RESIDENTIAL | M | 35.17 | 4' - 5" | 4' - 11" | 21.8 |
| RESIDENTIAL | M | 35.18 | 1' - 1" | 5' - 2" | 5.6 |
| RESIDENTIAL | M | 35.19 | 2' - 0" | 3' - 0" | 5.8 |
| RESIDENTIAL | M | 35.20 | 4' - 0" | 7' - 6" | 30.1 |
| RESIDENTIAL | M | 35.21 | 2' - 10" | 3' - 0" | 8.4 |
| RESIDENTIAL | M | 35.22 | 2' - 2" | 2' - 8" | 5.7 |
| RESIDENTIAL | M | 35.23 | 3' - 3" | 4' - 4" | 14.1 |
| RESIDENTIAL | M | 35.24 | 2' - 9" | 4' - 10" | 13.1 |
| RESIDENTIAL | M | 35.25 | 2' - 10" | 4' - 9" | 13.5 |
| RESIDENTIAL | P | 35.26 | 1' - 3" | 6' - 2" | 7.9 |
| RESIDENTIAL | P | 35.27 | 0' - 11" | 2' - 11" | 2.7 |
| RESIDENTIAL | P | 35.28 | 1' - 10" | 11' - 5" | 21.0 |
| RESIDENTIAL | P | 35.29 | 1' - 2" | 4' - 0" | 4.7 |
| RESIDENTIAL | P | 35.30 | 1' - 0" | 3' - 4" | 3.3 |
| RESIDENTIAL | P | 35.31 | 1' - 1" | 3' - 8" | 3.9 |
| RESIDENTIAL | P | 35.32 | 1' - 7" | 6' - 5" | 10.0 |
| RESIDENTIAL | P | 35.33 | 0' - 9" | 2' - 4" | 1.7 |
| RESIDENTIAL | P | 35.34 | 0' - 5" | 2' - 8" | 1.1 |
| RESIDENTIAL | P | 35.35 | 0' - 11" | 6' - 1" | 5.4 |
| SUBTOTAL | | | | | |

**35TH FLOOR DEDUCTIONS — ZONE C5-1**

| USE | TYPE | No. | LENGTH | WIDTH | AREA (SF) |
|---|---|---|---|---|---|
| RESIDENTIAL | P | 35.36 | 1' - 1" | 2' - 9" | 3.0 |
| RESIDENTIAL | M | 35.37 | 1' - 1" | 1' - 4" | 1.5 |
| RESIDENTIAL | M | 35.38 | 1' - 11" | 3' - 1" | 5.8 |
| RESIDENTIAL | M | 35.39 | 1' - 9" | 3' - 2" | 5.6 |
| RESIDENTIAL | P | 35.40 | 1' - 1" | 2' - 6" | 2.6 |
| RESIDENTIAL | E | 35.41 | 2' - 7" | 4' - 7" | 11.6 |
| RESIDENTIAL | P | 35.42 | 2' - 9" | 4' - 7" | 12.6 |
| RESIDENTIAL | M | 35.43 | 1' - 2" | 3' - 6" | 4.1 |
| RESIDENTIAL | P | 35.44 | 1' - 11" | 7' - 8" | 14.7 |
| RESIDENTIAL | M | 35.45 | 2' - 9" | 3' - 1" | 8.5 |
| RESIDENTIAL | P | 35.46 | 1' - 10" | 3' - 5" | 6.3 |
| RESIDENTIAL | M | 35.47 | 1' - 10" | 3' - 5" | 6.2 |
| RESIDENTIAL | E | 35.48 | 1' - 5" | 4' - 3" | 6.1 |
| RESIDENTIAL | P | 35.49 | 0' - 9" | 2' - 10" | 2.1 |
| RESIDENTIAL | P | 35.50 | 0' - 9" | 3' - 1" | 2.4 |
| RESIDENTIAL | M | 35.51 | 0' - 3" | 3' - 2" | 0.8 |
| RESIDENTIAL | P | 35.52 | 1' - 5" | 2' - 7" | 3.7 |
| RESIDENTIAL | E | 35.71 | 3' - 5" | 5' - 4" | 18.0 |
| SUBTOTAL | | | | | 474.6 |

**35TH FLOOR DEDUCTIONS — ZONE C5-3 MID**

| USE | TYPE | No. | LENGTH | WIDTH | AREA (SF) |
|---|---|---|---|---|---|
| RESIDENTIAL | ST | 35.53 | 0' - 8" | 7' - 2" | 4.8 |
| RESIDENTIAL | M | 35.54 | 1' - 1" | 4' - 1" | 4.4 |
| RESIDENTIAL | M | 35.55 | 1' - 6" | 3' - 2" | 4.8 |
| RESIDENTIAL | ST | 35.56 | 0' - 8" | 1' - 6" | 1.0 |
| RESIDENTIAL | ST | 35.57 | 0' - 8" | 1' - 6" | 1.0 |
| RESIDENTIAL | M | 35.58 | 2' - 9" | 3' - 4" | 9.0 |
| RESIDENTIAL | M | 35.59 | 4' - 2" | 4' - 7" | 19.1 |
| RESIDENTIAL | M | 35.60 | 1' - 7" | 4' - 2" | 6.6 |
| RESIDENTIAL | M | 35.61 | 1' - 8" | 4' - 2" | 6.8 |
| RESIDENTIAL | M | 35.62 | 4' - 10" | 4' - 10" | 23.4 |
| RESIDENTIAL | M | 35.63 | 2' - 8" | 3' - 6" | 9.2 |
| RESIDENTIAL | M | 35.64 | 2' - 0" | 4' - 9" | 9.5 |
| RESIDENTIAL | P | 35.65 | 1' - 1" | 3' - 6" | 3.9 |
| RESIDENTIAL | P | 35.66 | 1' - 1" | 11' - 0" | 11.9 |
| RESIDENTIAL | P | 35.67 | 1' - 5" | 6' - 2" | 8.4 |
| RESIDENTIAL | M | 35.68 | 1' - 4" | 2' - 0" | 2.7 |
| RESIDENTIAL | P | 35.69 | 1' - 0" | 3' - 6" | 3.4 |
| RESIDENTIAL | P | 35.70 | 1' - 1" | 11' - 1" | 12.0 |
| SUBTOTAL | | | | | 141.9 |

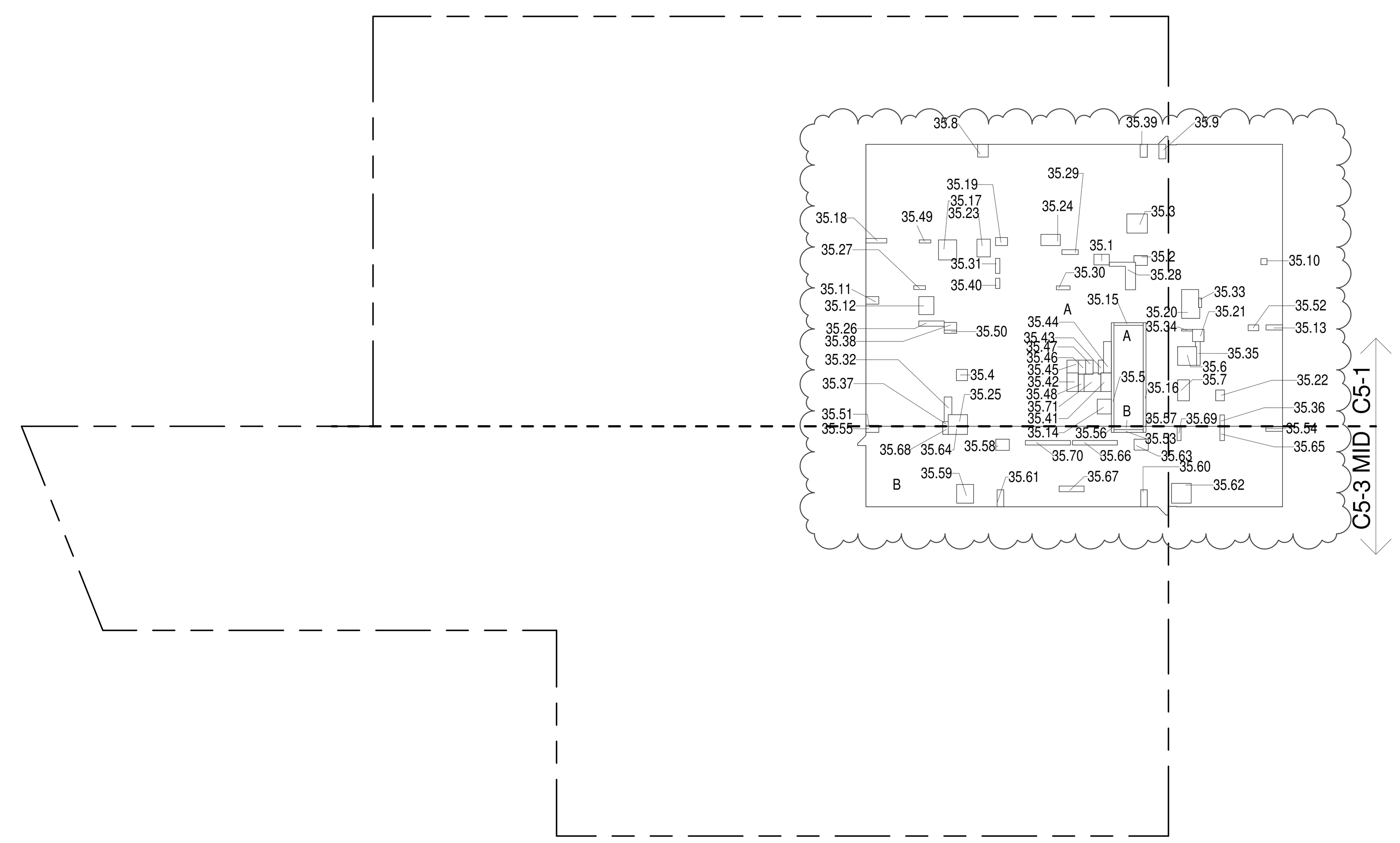


**35TH FLOOR (MFD:60TH FLOOR) GROSS FLOOR AREA PLAN AND DEDUCTIONS** (2)
3/64" = 1'-0"

**36TH FLOOR AREA CALCULATIONS — ZONE C5-1**

| USE | No. | *GFA | *DEDUCTIONS | *ZFA (SF) |
|---|---|---|---|---|
| RESIDENTIAL | | 7,061 | 457 | 6,604 |
| TOTAL | | 7,061 | 457 | 6,604 |

**36TH FLOOR AREA CALCULATIONS — ZONE C5-3 MID**

| USE | No. | *GFA | *DEDUCTIONS | *ZFA (SF) |
|---|---|---|---|---|
| RESIDENTIAL | | 2,024 | 142 | 1,882 |
| TOTAL | | 2,024 | 142 | 1,882 |

**36TH FLOOR AREA CALCULATIONS — ZONE C5-1 AND C5-3 MID**

| USE | *GFA | *DEDUCTIONS | *ZFA (SF) |
|---|---|---|---|
| RESIDENTIAL | 9,084 | 598 | 8,486 |
| TOTAL | 9,084 | 598 | 8,486 |

**36TH FLOOR FLOOR DEDUCTIONS — ZONE C5-1**

| USE | TYPE | No. | LENGTH | WIDTH | AREA (SF) |
|---|---|---|---|---|---|
| RESIDENTIAL | M | 36.1 | 2' - 7" | 3' - 9" | 9.8 |
| RESIDENTIAL | M | 36.2 | 2' - 1" | 3' - 7" | 7.6 |
| RESIDENTIAL | M | 36.3 | 4' - 8" | 5' - 1" | 23.7 |
| RESIDENTIAL | M | 36.4 | 2' - 9" | 2' - 9" | 7.5 |
| RESIDENTIAL | ST | 36.5 | 0' - 8" | 25' - 5" | 16.9 |
| RESIDENTIAL | M | 36.6 | 4' - 7" | 4' - 8" | 21.4 |
| RESIDENTIAL | M | 36.7 | 2' - 11" | 5' - 1" | 14.8 |
| RESIDENTIAL | M | 36.8 | 2' - 7" | 3' - 2" | 8.1 |
| RESIDENTIAL | M | 36.9 | 1' - 8" | 3' - 7" | 6.0 |
| RESIDENTIAL | M | 36.10 | 1' - 6" | 1' - 6" | 2.2 |
| RESIDENTIAL | M | 36.11 | 1' - 10" | 3' - 2" | 5.8 |
| RESIDENTIAL | M | 36.12 | 3' - 8" | 4' - 5" | 16.1 |
| RESIDENTIAL | M | 36.13 | 1' - 3" | 4' - 1" | 5.1 |
| RESIDENTIAL | M | 36.14 | 3' - 5" | 3' - 8" | 12.5 |
| RESIDENTIAL | ST | 36.15 | 0' - 8" | 7' - 2" | 4.8 |
| RESIDENTIAL | ST | 36.16 | 0' - 8" | 25' - 5" | 16.9 |
| RESIDENTIAL | M | 36.17 | 4' - 5" | 4' - 11" | 21.8 |
| RESIDENTIAL | M | 36.18 | 1' - 1" | 5' - 2" | 5.6 |
| RESIDENTIAL | M | 36.19 | 2' - 0" | 3' - 0" | 5.8 |
| RESIDENTIAL | M | 36.20 | 4' - 0" | 7' - 6" | 30.1 |
| RESIDENTIAL | M | 36.21 | 2' - 10" | 3' - 0" | 8.4 |
| RESIDENTIAL | M | 36.22 | 2' - 2" | 2' - 8" | 5.7 |
| RESIDENTIAL | M | 36.23 | 3' - 3" | 4' - 4" | 14.1 |
| RESIDENTIAL | M | 36.24 | 2' - 9" | 4' - 10" | 13.1 |
| RESIDENTIAL | M | 36.25 | 2' - 10" | 4' - 9" | 13.5 |
| RESIDENTIAL | P | 36.26 | 1' - 3" | 6' - 2" | 7.9 |
| RESIDENTIAL | P | 36.27 | 0' - 11" | 2' - 11" | 2.7 |
| RESIDENTIAL | P | 36.28 | 1' - 10" | 11' - 5" | 21.0 |
| RESIDENTIAL | P | 36.29 | 1' - 2" | 4' - 0" | 4.7 |
| RESIDENTIAL | P | 36.30 | 1' - 0" | 3' - 4" | 3.3 |
| RESIDENTIAL | P | 36.31 | 1' - 1" | 3' - 8" | 3.9 |
| RESIDENTIAL | P | 36.32 | 1' - 7" | 6' - 5" | 10.0 |
| RESIDENTIAL | P | 36.33 | 0' - 9" | 2' - 4" | 1.7 |
| RESIDENTIAL | P | 36.34 | 0' - 5" | 2' - 8" | 1.1 |
| RESIDENTIAL | P | 36.35 | 0' - 11" | 6' - 1" | 5.4 |
| SUBTOTAL | | | | | |

**36TH FLOOR FLOOR DEDUCTIONS — ZONE C5-1**

| USE | TYPE | No. | LENGTH | WIDTH | AREA (SF) |
|---|---|---|---|---|---|
| RESIDENTIAL | P | 36.36 | 1' - 1" | 2' - 9" | 3.0 |
| RESIDENTIAL | M | 36.37 | 1' - 1" | 1' - 4" | 1.5 |
| RESIDENTIAL | M | 36.38 | 1' - 11" | 3' - 1" | 5.8 |
| RESIDENTIAL | M | 36.39 | 1' - 9" | 3' - 2" | 5.6 |
| RESIDENTIAL | P | 36.40 | 1' - 1" | 2' - 6" | 2.6 |
| RESIDENTIAL | E | 36.41 | 2' - 7" | 4' - 7" | 11.6 |
| RESIDENTIAL | P | 36.42 | 2' - 9" | 4' - 7" | 12.6 |
| RESIDENTIAL | M | 36.43 | 1' - 2" | 3' - 6" | 4.1 |
| RESIDENTIAL | P | 36.44 | 1' - 11" | 7' - 8" | 14.7 |
| RESIDENTIAL | M | 36.45 | 2' - 9" | 3' - 1" | 8.5 |
| RESIDENTIAL | P | 36.46 | 1' - 10" | 3' - 5" | 6.3 |
| RESIDENTIAL | M | 36.47 | 1' - 10" | 3' - 5" | 6.2 |
| RESIDENTIAL | E | 36.48 | 1' - 5" | 4' - 3" | 6.1 |
| RESIDENTIAL | P | 36.49 | 0' - 9" | 2' - 10" | 2.1 |
| RESIDENTIAL | P | 36.50 | 0' - 9" | 3' - 1" | 2.4 |
| RESIDENTIAL | M | 36.51 | 0' - 3" | 3' - 2" | 0.8 |
| RESIDENTIAL | P | 36.52 | 1' - 5" | 2' - 7" | 3.7 |
| SUBTOTAL | | | | | 456.6 |

**36TH FLOOR FLOOR DEDUCTIONS — ZONE C5-3 MID**

| USE | TYPE | No. | LENGTH | WIDTH | AREA (SF) |
|---|---|---|---|---|---|
| RESIDENTIAL | ST | 36.53 | 0' - 8" | 7' - 2" | 4.8 |
| RESIDENTIAL | M | 36.54 | 1' - 1" | 4' - 1" | 4.4 |
| RESIDENTIAL | M | 36.55 | 1' - 6" | 3' - 2" | 4.8 |
| RESIDENTIAL | ST | 36.56 | 0' - 8" | 1' - 6" | 1.0 |
| RESIDENTIAL | ST | 36.57 | 0' - 8" | 1' - 6" | 1.0 |
| RESIDENTIAL | M | 36.58 | 2' - 9" | 3' - 4" | 9.0 |
| RESIDENTIAL | M | 36.59 | 4' - 2" | 4' - 7" | 19.1 |
| RESIDENTIAL | M | 36.60 | 1' - 7" | 4' - 2" | 6.6 |
| RESIDENTIAL | M | 36.61 | 1' - 8" | 4' - 2" | 6.8 |
| RESIDENTIAL | M | 36.62 | 4' - 10" | 4' - 10" | 23.4 |
| RESIDENTIAL | M | 36.63 | 2' - 8" | 3' - 6" | 9.2 |
| RESIDENTIAL | M | 36.64 | 2' - 0" | 4' - 9" | 9.5 |
| RESIDENTIAL | P | 36.65 | 1' - 1" | 3' - 6" | 3.9 |
| RESIDENTIAL | P | 36.66 | 1' - 1" | 11' - 0" | 11.9 |
| RESIDENTIAL | P | 36.67 | 1' - 5" | 6' - 2" | 8.4 |
| RESIDENTIAL | M | 36.68 | 1' - 4" | 2' - 0" | 2.7 |
| RESIDENTIAL | P | 36.69 | 1' - 0" | 3' - 6" | 3.4 |
| RESIDENTIAL | P | 36.70 | 1' - 1" | 11' - 1" | 12.0 |
| SUBTOTAL | | | | | 141.9 |

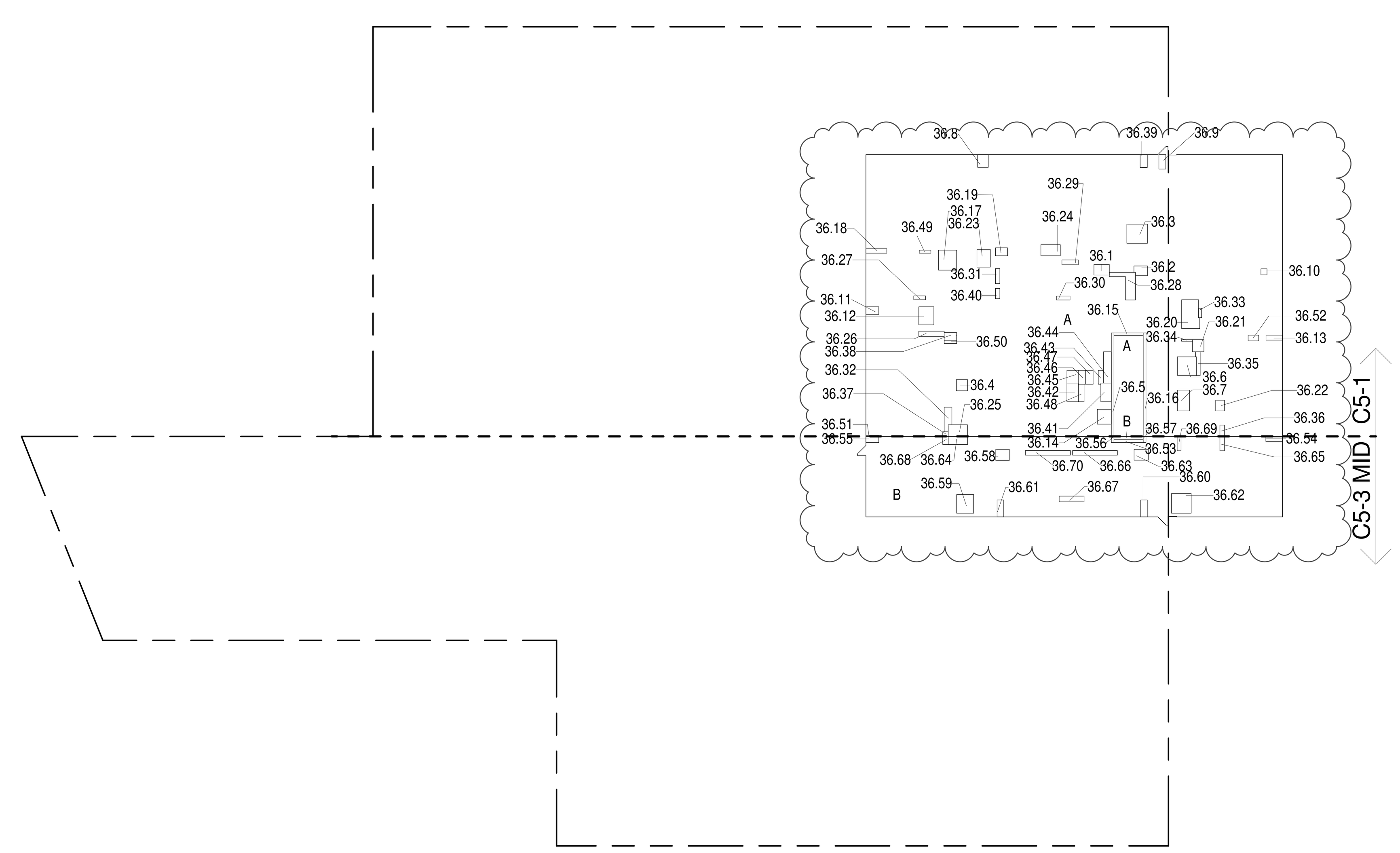


**36TH FLOOR (MFD:61ST FLOOR) GROSS FLOOR AREA PLAN AND DEDUCTIONS** (3)
3/64" = 1'-0"

**ZONING AND DEDUCT LEGEND**

- DEDUCTIONS
- M - MECHANICAL ROOM / RISER
- E - ELECTRICAL SHAFT / RISER
- P - PLUMBING RISER
- BG - BELOW GRADE
- O - OPENING TO BELOW
- L - LOADING BAYS
- ST - 44" RESI STAIR SHAFT (INCLUDING 8" PERIMETER)
- G - GAP FROM ADJACENT BUILDING
- DEVELOPMENT LOT LINE

* WHERE APPLICABLE, DOCUMENTED AND CALCULATED AREAS HAVE BEEN ROUNDED TO ITS NEXT SIGNIFICANT DIGIT.

** LENGTH AND WIDTH DIMENSIONS FOR COMPLEX SHAPES HAVE BEEN SIMPLIFIED TO ILLUSTRATE ONLY LARGEST OVERALL DIMENSION RESPECTIVELY. AREA DOCUMENTED IS THE EXACT AREA OF THE COMPLEX SHAPE

*** ELECTRICAL DEDUCTIONS ARE ONLY FOR ELECTRICAL RISERS. AND CLOSETS. NO DEDUCTIONS TAKEN FOR TELEPHONE CLOSETS

DEPT OF BLDGS 121328205 Job Number
ES932127028 Scan Code

KEY PLAN:

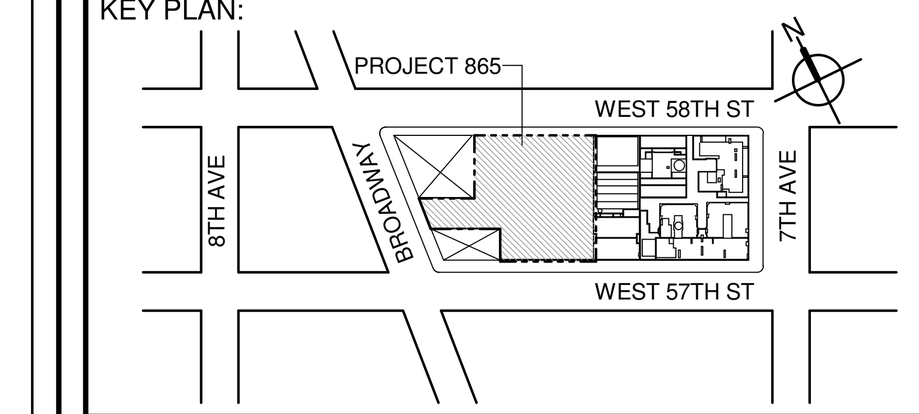


PROJECT NORTH — TRUE NORTH


DEVELOPER:
**EXTELL DEVELOPMENT COMPANY**
805 THIRD AVENUE, 7TH FLOOR
New York, NY 10022 USA
TEL: 212 712 6000 FAX: 212 712 6100

DESIGN ARCHITECT: Base Building Shell & Core
**ADRIAN SMITH + GORDON GILL ARCHITECTURE**
111 WEST MONROE STREET SUITE 2300
CHICAGO IL 60603
TEL: 312 920 1888 FAX: 312 920 1775

ARCHITECT OF RECORD: Base Building Shell & Core
**AAI ARCHITECTS, P.C.**
401 Wellington St. W., 3rd Floor
Toronto, ON M5V 1E7 Canada
TEL: 416 967 1500 FAX: 416 967 7150

STRUCTURAL ENGINEERS:
**WSP CANTOR SEINUK**
228 EAST 45th Street
New York, NY 10017 USA
TEL: 212 687 9888 FAX: 646 487 5501

MEP ENGINEERS:
**AKF GROUP**
1501 Broadway
New York, NY 10036 USA
TEL: 212 354 5656 FAX: 212 354 5668

GEOTECHNICAL ENGINEERS:
**Langan Engineering & Environmental Services**
21 Penn Plaza - 360 West 31st Street, 8th Floor
New York, NY 10001-2727
TEL: 212 479 5400 FAX: 212 479 5444

CODE CONSULTANTS:
**Construction Consulting Associates**
100 Church Street
New York, NY 10007
TEL: 212 385 1818 FAX: 212 385 1911

CURTAINWALL CONSULTANT:
**AJLP Consulting**
40 Worth Street. Suite 826
New York, NY 10013
TEL: 212 757 5659 FAX: 646 219 8508

LANDMARK/PRESERVATION CONSULTANT:
**Higgins Quasebarth & Partners LLC**
11 Hanover Square, 16th Floor
New York, NY 1005
TEL: 212 274 9468 FAX: 646 274 9380

LANDMARK/PRESERVATION CONSULTANT:
**Jan Hird Pokorny Associates, Inc.**
39 West 37th Street, 12A
New York, NY 10018
TEL: 212 759 6462 FAX: 212 759 6540


| No. | DESCRIPTION: | DATE: |
|---|---|---|
| 1 | D.O.B. SUBMISSION | 05 DEC 14 |
| 2 | D.O.B. SUBMISSION | 18 FEB 15 |
| | D.O.B. SUBMISSION | 27 APR 14 |
| | D.O.B. AMENDMENT 2 | 21 SEP 15 |
| | D.O.B. AMENDMENT 3 | 03 OCT 16 |

0 10' - 8" 21' - 4" 42' - 8"

## D.O.B. SUBMISSION


Discrepancies must be reported immediately to the Architect before proceeding. Only figured dimensions are to be used. Contractors must check all dimensions on site. This drawing is protected by copyright.


ALL DIMENSIONS ARE SHOWN IN IMPERIAL.

CONSULTANT:
AAI ARCHITECTS, P.C.

PROJECT:
**217 WEST 57TH STREET**
NEW YORK, NY

DRAWING TITLE:
ZONING FLOOR AREA PLAN AND DEDUCTIONS
34TH, 35TH, 36TH FLOOR

SEAL & SIGNATURE: REGISTERED ARCHITECT WIEPKE DAVID JANSEN No. 028881 STATE OF NEW YORK

| | |
|---|---|
| DATE: | 05 DEC 14 |
| PROJECT No: | 1216-00 |
| DRAWN: Author | REV: 2 |
| CHK: Checker | |
| SCALE: 3/64" = 1'-0" | |
| DWG No: | Z-020.02 |
| DOB PAGE No: | 17 of 454 |

DOB EMPLOYEE STAMP: DOB B-SCAN:

36" x 48" Arch E -SHEET SIZE
FILE NAME:
PLOT DATE: 10/14/2016 2:03:21 PM

| 37TH FLOOR AREA CALCULATIONS | | | | |
|---|---|---|---|---|
| ZONE C5-1 | | | | |
| USE | No. | *GFA | *DEDUCTIONS | *ZFA (SF) |
| RESIDENTIAL | | 7,061 | 457 | 6,604 |
| TOTAL | | 7,061 | 457 | 6,604 |

| 37TH FLOOR AREA CALCULATIONS | | | | |
|---|---|---|---|---|
| ZONE C5-3 MID | | | | |
| USE | No. | *GFA | *DEDUCTIONS | *ZFA (SF) |
| RESIDENTIAL | | 2,024 | 142 | 1,882 |
| TOTAL | | 2,024 | 142 | 1,882 |

| 37TH FLOOR AREA CALCULATIONS | | | |
|---|---|---|---|
| ZONE C5-1 AND C5-3 MID | | | |
| USE | *GFA | *DEDUCTIONS | *ZFA (SF) |
| RESIDENTIAL | 9,084 | 598 | 8,486 |
| TOTAL | 9,084 | 598 | 8,486 |

| 37TH FLOOR DEDUCTIONS | | | | | |
|---|---|---|---|---|---|
| ZONE C5-1 | | | | | |
| USE | TYPE | No. | LENGTH | WIDTH | AREA (SF) |
| RESIDENTIAL | M | 37.1 | 2' - 7" | 3' - 9" | 9.8 |
| RESIDENTIAL | M | 37.2 | 2' - 1" | 3' - 7" | 7.6 |
| RESIDENTIAL | M | 37.3 | 4' - 8" | 5' - 1" | 23.7 |
| RESIDENTIAL | M | 37.4 | 2' - 9" | 2' - 9" | 7.5 |
| RESIDENTIAL | ST | 37.5 | 0' - 8" | 25' - 5" | 16.9 |
| RESIDENTIAL | M | 37.6 | 4' - 7" | 4' - 8" | 21.4 |
| RESIDENTIAL | M | 37.7 | 2' - 11" | 5' - 1" | 14.8 |
| RESIDENTIAL | M | 37.8 | 2' - 7" | 3' - 2" | 8.1 |
| RESIDENTIAL | M | 37.9 | 1' - 8" | 3' - 7" | 6.0 |
| RESIDENTIAL | M | 37.10 | 1' - 6" | 1' - 6" | 2.2 |
| RESIDENTIAL | M | 37.11 | 1' - 10" | 3' - 2" | 5.8 |
| RESIDENTIAL | M | 37.12 | 3' - 8" | 4' - 5" | 16.1 |
| RESIDENTIAL | M | 37.13 | 1' - 3" | 4' - 1" | 5.1 |
| RESIDENTIAL | M | 37.14 | 3' - 5" | 3' - 8" | 12.5 |
| RESIDENTIAL | ST | 37.15 | 0' - 8" | 7' - 2" | 4.8 |
| RESIDENTIAL | ST | 37.16 | 0' - 8" | 25' - 5" | 16.9 |
| RESIDENTIAL | M | 37.17 | 4' - 5" | 4' - 11" | 21.8 |
| RESIDENTIAL | M | 37.18 | 1' - 1" | 5' - 2" | 5.6 |
| RESIDENTIAL | M | 37.19 | 2' - 0" | 3' - 0" | 5.8 |
| RESIDENTIAL | M | 37.20 | 4' - 0" | 7' - 6" | 30.1 |
| RESIDENTIAL | M | 37.21 | 2' - 10" | 3' - 0" | 8.4 |
| RESIDENTIAL | M | 37.22 | 2' - 2" | 2' - 8" | 5.7 |
| RESIDENTIAL | M | 37.23 | 3' - 3" | 4' - 4" | 14.1 |
| RESIDENTIAL | M | 37.24 | 2' - 9" | 4' - 10" | 13.1 |
| RESIDENTIAL | M | 37.25 | 2' - 10" | 4' - 9" | 13.5 |
| RESIDENTIAL | P | 37.26 | 1' - 3" | 6' - 2" | 7.9 |
| RESIDENTIAL | P | 37.27 | 0' - 11" | 2' - 11" | 2.7 |
| RESIDENTIAL | P | 37.28 | 1' - 10" | 11' - 5" | 21.0 |
| RESIDENTIAL | P | 37.29 | 1' - 2" | 4' - 0" | 4.7 |
| RESIDENTIAL | P | 37.30 | 1' - 0" | 3' - 4" | 3.3 |
| RESIDENTIAL | P | 37.31 | 1' - 1" | 3' - 8" | 3.9 |
| RESIDENTIAL | P | 37.32 | 1' - 7" | 6' - 5" | 10.0 |
| RESIDENTIAL | P | 37.33 | 0' - 9" | 2' - 4" | 1.7 |
| RESIDENTIAL | P | 37.34 | 0' - 5" | 2' - 8" | 1.1 |
| RESIDENTIAL | P | 37.35 | 0' - 11" | 6' - 1" | 5.4 |
| SUBTOTAL | | | | | |

| 37TH FLOOR DEDUCTIONS | | | | | |
|---|---|---|---|---|---|
| ZONE C5-1 | | | | | |
| USE | TYPE | No. | LENGTH | WIDTH | AREA (SF) |
| RESIDENTIAL | P | 37.36 | 1' - 1" | 2' - 9" | 3.0 |
| RESIDENTIAL | M | 37.37 | 1' - 1" | 1' - 4" | 1.5 |
| RESIDENTIAL | M | 37.38 | 1' - 11" | 3' - 1" | 5.8 |
| RESIDENTIAL | M | 37.39 | 1' - 9" | 3' - 2" | 5.6 |
| RESIDENTIAL | P | 37.40 | 1' - 1" | 2' - 6" | 2.6 |
| RESIDENTIAL | E | 37.41 | 2' - 7" | 4' - 7" | 11.6 |
| RESIDENTIAL | P | 37.42 | 2' - 9" | 4' - 7" | 12.6 |
| RESIDENTIAL | M | 37.43 | 1' - 2" | 3' - 6" | 4.1 |
| RESIDENTIAL | P | 37.44 | 1' - 11" | 7' - 8" | 14.7 |
| RESIDENTIAL | M | 37.45 | 2' - 9" | 3' - 1" | 8.5 |
| RESIDENTIAL | P | 37.46 | 1' - 10" | 3' - 5" | 6.3 |
| RESIDENTIAL | M | 37.47 | 1' - 10" | 3' - 5" | 6.2 |
| RESIDENTIAL | E | 37.48 | 1' - 5" | 4' - 3" | 6.1 |
| RESIDENTIAL | P | 37.49 | 0' - 9" | 2' - 10" | 2.1 |
| RESIDENTIAL | P | 37.50 | 0' - 9" | 3' - 1" | 2.4 |
| RESIDENTIAL | M | 37.51 | 0' - 3" | 3' - 2" | 0.8 |
| RESIDENTIAL | P | 37.52 | 1' - 5" | 2' - 7" | 3.7 |
| SUBTOTAL | | | | | 456.6 |

| 37TH FLOOR DEDUCTIONS | | | | | |
|---|---|---|---|---|---|
| ZONE C5-3 MID | | | | | |
| USE | TYPE | No. | LENGTH | WIDTH | AREA (SF) |
| RESIDENTIAL | ST | 37.53 | 0' - 8" | 7' - 2" | 4.8 |
| RESIDENTIAL | M | 37.54 | 1' - 1" | 4' - 1" | 4.4 |
| RESIDENTIAL | M | 37.55 | 1' - 6" | 3' - 2" | 4.8 |
| RESIDENTIAL | ST | 37.56 | 0' - 8" | 1' - 6" | 1.0 |
| RESIDENTIAL | ST | 37.57 | 0' - 8" | 1' - 6" | 1.0 |
| RESIDENTIAL | M | 37.58 | 2' - 9" | 3' - 4" | 9.0 |
| RESIDENTIAL | M | 37.59 | 4' - 2" | 4' - 7" | 19.1 |
| RESIDENTIAL | M | 37.60 | 1' - 7" | 4' - 2" | 6.6 |
| RESIDENTIAL | M | 37.61 | 1' - 8" | 4' - 2" | 6.8 |
| RESIDENTIAL | M | 37.62 | 4' - 10" | 4' - 10" | 23.4 |
| RESIDENTIAL | M | 37.63 | 2' - 8" | 3' - 6" | 9.2 |
| RESIDENTIAL | M | 37.64 | 2' - 0" | 4' - 9" | 9.5 |
| RESIDENTIAL | P | 37.65 | 1' - 1" | 3' - 6" | 3.9 |
| RESIDENTIAL | P | 37.66 | 1' - 1" | 11' - 0" | 11.9 |
| RESIDENTIAL | P | 37.67 | 1' - 5" | 6' - 2" | 8.4 |
| RESIDENTIAL | M | 37.68 | 1' - 4" | 2' - 0" | 2.7 |
| RESIDENTIAL | P | 37.69 | 1' - 0" | 3' - 6" | 3.4 |
| RESIDENTIAL | P | 37.70 | 1' - 1" | 11' - 1" | 12.0 |
| SUBTOTAL | | | | | 141.9 |

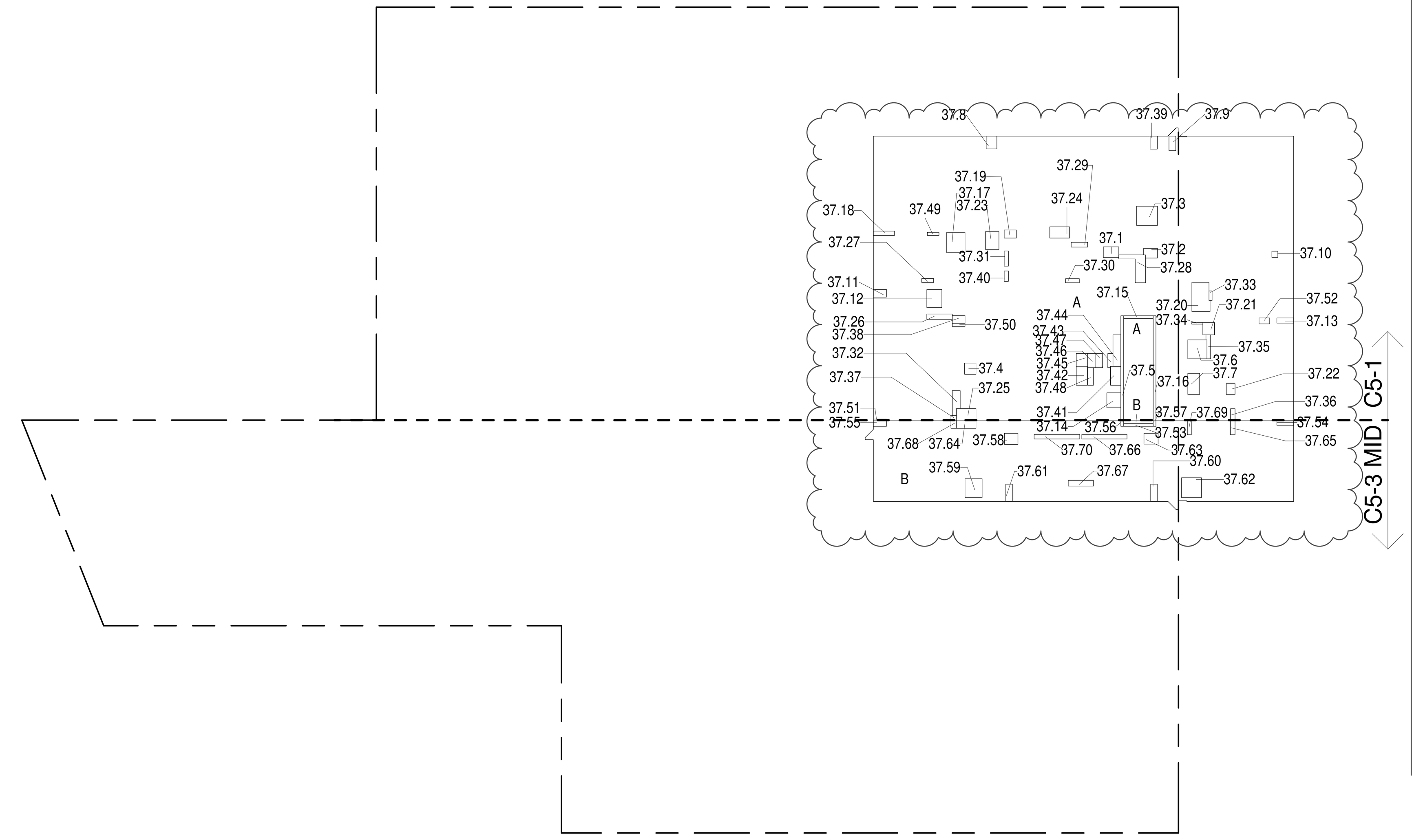


37TH FLOOR (MFD:62ND FLOOR) GROSS FLOOR AREA PLAN AND DEDUCTIONS (1)
3/64" = 1'-0"

| 38TH FLOOR AREA CALCULATIONS | | | | |
|---|---|---|---|---|
| ZONE C5-1 | | | | |
| USE | No. | *GFA | *DEDUCTIONS | *ZFA (SF) |
| RESIDENTIAL | | 7,061 | 475 | 6,586 |
| TOTAL | | 7,061 | 475 | 6,586 |

| 38TH FLOOR AREA CALCULATIONS | | | | |
|---|---|---|---|---|
| ZONE C5-3 MID | | | | |
| USE | No. | *GFA | *DEDUCTIONS | *ZFA (SF) |
| RESIDENTIAL | | 2,024 | 142 | 1,882 |
| TOTAL | | 2,024 | 142 | 1,882 |

| 38TH FLOOR AREA CALCULATIONS | | | |
|---|---|---|---|
| ZONE C5-1 AND C5-3 MID | | | |
| USE | *GFA | *DEDUCTIONS | *ZFA (SF) |
| RESIDENTIAL | 9,084 | 616 | 8,468 |
| TOTAL | 9,084 | 616 | 8,468 |

| 38TH FLOOR DEDUCTIONS | | | | | |
|---|---|---|---|---|---|
| ZONE C5-1 | | | | | |
| USE | TYPE | No. | LENGTH | WIDTH | AREA (SF) |
| RESIDENTIAL | M | 38.1 | 2' - 7" | 3' - 9" | 9.8 |
| RESIDENTIAL | M | 38.2 | 2' - 1" | 3' - 7" | 7.6 |
| RESIDENTIAL | M | 38.3 | 4' - 8" | 5' - 1" | 23.7 |
| RESIDENTIAL | M | 38.4 | 2' - 9" | 2' - 9" | 7.5 |
| RESIDENTIAL | ST | 38.5 | 0' - 8" | 25' - 5" | 16.9 |
| RESIDENTIAL | M | 38.6 | 4' - 7" | 4' - 8" | 21.4 |
| RESIDENTIAL | M | 38.7 | 2' - 11" | 5' - 1" | 14.8 |
| RESIDENTIAL | M | 38.8 | 2' - 7" | 3' - 2" | 8.1 |
| RESIDENTIAL | M | 38.9 | 1' - 8" | 3' - 7" | 6.0 |
| RESIDENTIAL | M | 38.10 | 1' - 6" | 1' - 6" | 2.2 |
| RESIDENTIAL | M | 38.11 | 1' - 10" | 3' - 2" | 5.8 |
| RESIDENTIAL | M | 38.12 | 3' - 8" | 4' - 5" | 16.1 |
| RESIDENTIAL | M | 38.13 | 1' - 3" | 4' - 1" | 5.1 |
| RESIDENTIAL | M | 38.14 | 3' - 5" | 3' - 8" | 12.5 |
| RESIDENTIAL | ST | 38.15 | 0' - 8" | 7' - 2" | 4.8 |
| RESIDENTIAL | ST | 38.16 | 0' - 8" | 25' - 5" | 16.9 |
| RESIDENTIAL | M | 38.17 | 4' - 5" | 4' - 11" | 21.8 |
| RESIDENTIAL | M | 38.18 | 1' - 1" | 5' - 2" | 5.6 |
| RESIDENTIAL | M | 38.19 | 2' - 0" | 3' - 0" | 5.8 |
| RESIDENTIAL | M | 38.20 | 4' - 0" | 7' - 6" | 30.1 |
| RESIDENTIAL | M | 38.21 | 2' - 10" | 3' - 0" | 8.4 |
| RESIDENTIAL | M | 38.22 | 2' - 2" | 2' - 8" | 5.7 |
| RESIDENTIAL | M | 38.23 | 3' - 3" | 4' - 4" | 14.1 |
| RESIDENTIAL | M | 38.24 | 2' - 9" | 4' - 10" | 13.1 |
| RESIDENTIAL | M | 38.25 | 2' - 10" | 4' - 9" | 13.5 |
| RESIDENTIAL | P | 38.26 | 1' - 3" | 6' - 2" | 7.9 |
| RESIDENTIAL | P | 38.27 | 0' - 11" | 2' - 11" | 2.7 |
| RESIDENTIAL | P | 38.28 | 1' - 10" | 11' - 5" | 21.0 |
| RESIDENTIAL | P | 38.29 | 1' - 2" | 4' - 0" | 4.7 |
| RESIDENTIAL | P | 38.30 | 1' - 0" | 3' - 4" | 3.3 |
| RESIDENTIAL | P | 38.31 | 1' - 1" | 3' - 8" | 3.9 |
| RESIDENTIAL | P | 38.32 | 1' - 7" | 6' - 5" | 10.0 |
| RESIDENTIAL | P | 38.33 | 0' - 9" | 2' - 4" | 1.7 |
| RESIDENTIAL | P | 38.34 | 0' - 5" | 2' - 8" | 1.1 |
| RESIDENTIAL | P | 38.35 | 0' - 11" | 6' - 1" | 5.4 |
| SUBTOTAL | | | | | |

| 38TH FLOOR DEDUCTIONS | | | | | |
|---|---|---|---|---|---|
| ZONE C5-1 | | | | | |
| USE | TYPE | No. | LENGTH | WIDTH | AREA (SF) |
| RESIDENTIAL | P | 38.36 | 1' - 1" | 2' - 9" | 3.0 |
| RESIDENTIAL | M | 38.37 | 1' - 1" | 1' - 4" | 1.5 |
| RESIDENTIAL | M | 38.38 | 1' - 11" | 3' - 1" | 5.8 |
| RESIDENTIAL | M | 38.39 | 1' - 9" | 3' - 2" | 5.6 |
| RESIDENTIAL | P | 38.40 | 1' - 1" | 2' - 6" | 2.6 |
| RESIDENTIAL | E | 38.41 | 2' - 7" | 4' - 7" | 11.6 |
| RESIDENTIAL | P | 38.42 | 2' - 9" | 4' - 7" | 12.6 |
| RESIDENTIAL | M | 38.43 | 1' - 2" | 3' - 6" | 4.1 |
| RESIDENTIAL | P | 38.44 | 1' - 11" | 7' - 8" | 14.7 |
| RESIDENTIAL | M | 38.45 | 2' - 9" | 3' - 1" | 8.5 |
| RESIDENTIAL | P | 38.46 | 1' - 10" | 3' - 5" | 6.3 |
| RESIDENTIAL | M | 38.47 | 1' - 10" | 3' - 5" | 6.2 |
| RESIDENTIAL | E | 38.48 | 1' - 5" | 4' - 3" | 6.1 |
| RESIDENTIAL | P | 38.49 | 0' - 9" | 2' - 10" | 2.1 |
| RESIDENTIAL | P | 38.50 | 0' - 9" | 3' - 1" | 2.4 |
| RESIDENTIAL | M | 38.51 | 0' - 3" | 3' - 2" | 0.8 |
| RESIDENTIAL | P | 38.52 | 1' - 5" | 2' - 7" | 3.7 |
| RESIDENTIAL | E | 38.71 | 3' - 5" | 5' - 4" | 18.0 |
| SUBTOTAL | | | | | 474.6 |

| 38TH FLOOR DEDUCTIONS | | | | | |
|---|---|---|---|---|---|
| ZONE C5-3 MID | | | | | |
| USE | TYPE | No. | LENGTH | WIDTH | AREA (SF) |
| RESIDENTIAL | ST | 38.53 | 0' - 8" | 7' - 2" | 4.8 |
| RESIDENTIAL | M | 38.54 | 1' - 1" | 4' - 1" | 4.4 |
| RESIDENTIAL | M | 38.55 | 1' - 6" | 3' - 2" | 4.8 |
| RESIDENTIAL | ST | 38.56 | 0' - 8" | 1' - 6" | 1.0 |
| RESIDENTIAL | ST | 38.57 | 0' - 8" | 1' - 6" | 1.0 |
| RESIDENTIAL | M | 38.58 | 2' - 9" | 3' - 4" | 9.0 |
| RESIDENTIAL | M | 38.59 | 4' - 2" | 4' - 7" | 19.1 |
| RESIDENTIAL | M | 38.60 | 1' - 7" | 4' - 2" | 6.6 |
| RESIDENTIAL | M | 38.61 | 1' - 8" | 4' - 2" | 6.8 |
| RESIDENTIAL | M | 38.62 | 4' - 10" | 4' - 10" | 23.4 |
| RESIDENTIAL | M | 38.63 | 2' - 8" | 3' - 6" | 9.2 |
| RESIDENTIAL | M | 38.64 | 2' - 0" | 4' - 9" | 9.5 |
| RESIDENTIAL | P | 38.65 | 1' - 1" | 3' - 6" | 3.9 |
| RESIDENTIAL | P | 38.66 | 1' - 1" | 11' - 0" | 11.9 |
| RESIDENTIAL | P | 38.67 | 1' - 5" | 6' - 2" | 8.4 |
| RESIDENTIAL | M | 38.68 | 1' - 4" | 2' - 0" | 2.7 |
| RESIDENTIAL | P | 38.69 | 1' - 0" | 3' - 6" | 3.4 |
| RESIDENTIAL | P | 38.70 | 1' - 1" | 11' - 1" | 12.0 |
| SUBTOTAL | | | | | 141.9 |

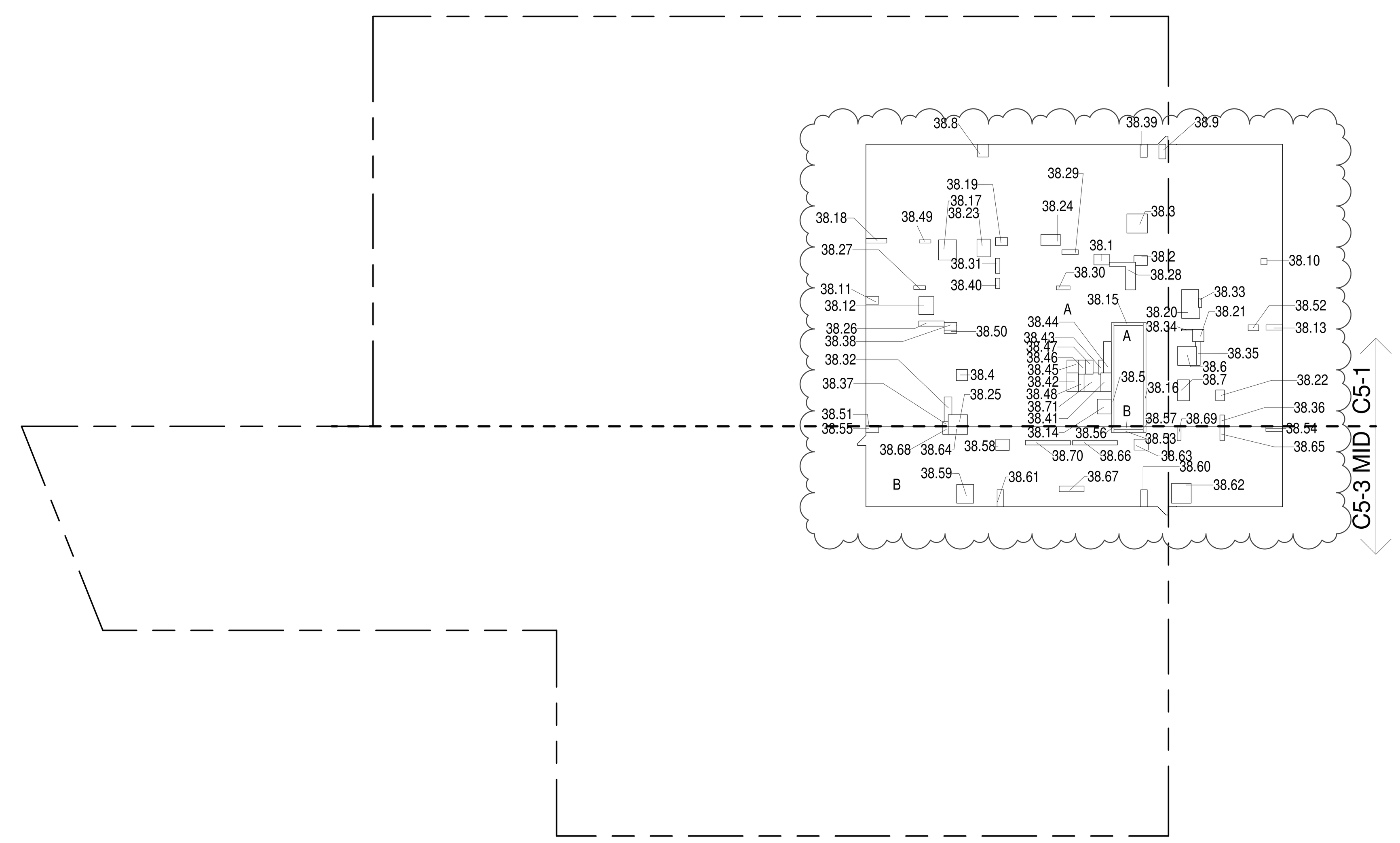


38TH FLOOR (MFD:63RD FLOOR) GROSS FLOOR AREA PLAN AND DEDUCTIONS (2)
3/64" = 1'-0"

| 39TH FLOOR AREA CALCULATIONS | | | | |
|---|---|---|---|---|
| ZONE C5-1 | | | | |
| USE | No. | *GFA | *DEDUCTIONS | *ZFA (SF) |
| RESIDENTIAL | | 7,061 | 457 | 6,604 |
| TOTAL | | 7,061 | 457 | 6,604 |

| 39TH FLOOR AREA CALCULATIONS | | | | |
|---|---|---|---|---|
| ZONE C5-3 MID | | | | |
| USE | No. | *GFA | *DEDUCTIONS | *ZFA (SF) |
| RESIDENTIAL | | 2,024 | 142 | 1,882 |
| TOTAL | | 2,024 | 142 | 1,882 |

| 39TH FLOOR AREA CALCULATIONS | | | |
|---|---|---|---|
| ZONE C5-1 AND C5-3 MID | | | |
| USE | *GFA | *DEDUCTIONS | *ZFA (SF) |
| RESIDENTIAL | 9,084 | 598 | 8,486 |
| TOTAL | 9,084 | 598 | 8,486 |

| 39TH FLOOR DEDUCTIONS | | | | | |
|---|---|---|---|---|---|
| ZONE C5-1 | | | | | |
| USE | TYPE | No. | LENGTH | WIDTH | AREA (SF) |
| RESIDENTIAL | M | 39.1 | 2' - 7" | 3' - 9" | 9.8 |
| RESIDENTIAL | M | 39.2 | 2' - 1" | 3' - 7" | 7.6 |
| RESIDENTIAL | M | 39.3 | 4' - 8" | 5' - 1" | 23.7 |
| RESIDENTIAL | M | 39.4 | 2' - 9" | 2' - 9" | 7.5 |
| RESIDENTIAL | ST | 39.5 | 0' - 8" | 25' - 5" | 16.9 |
| RESIDENTIAL | M | 39.6 | 4' - 7" | 4' - 8" | 21.4 |
| RESIDENTIAL | M | 39.7 | 2' - 11" | 5' - 1" | 14.8 |
| RESIDENTIAL | M | 39.8 | 2' - 7" | 3' - 2" | 8.1 |
| RESIDENTIAL | M | 39.9 | 1' - 8" | 3' - 7" | 6.0 |
| RESIDENTIAL | M | 39.10 | 1' - 6" | 1' - 6" | 2.2 |
| RESIDENTIAL | M | 39.11 | 1' - 10" | 3' - 2" | 5.8 |
| RESIDENTIAL | M | 39.12 | 3' - 8" | 4' - 5" | 16.1 |
| RESIDENTIAL | M | 39.13 | 1' - 3" | 4' - 1" | 5.1 |
| RESIDENTIAL | M | 39.14 | 3' - 5" | 3' - 8" | 12.5 |
| RESIDENTIAL | ST | 39.15 | 0' - 8" | 7' - 2" | 4.8 |
| RESIDENTIAL | ST | 39.16 | 0' - 8" | 25' - 5" | 16.9 |
| RESIDENTIAL | M | 39.17 | 4' - 5" | 4' - 11" | 21.8 |
| RESIDENTIAL | M | 39.18 | 1' - 1" | 5' - 2" | 5.6 |
| RESIDENTIAL | M | 39.19 | 2' - 0" | 3' - 0" | 5.8 |
| RESIDENTIAL | M | 39.20 | 4' - 0" | 7' - 6" | 30.1 |
| RESIDENTIAL | M | 39.21 | 2' - 10" | 3' - 0" | 8.4 |
| RESIDENTIAL | M | 39.22 | 2' - 2" | 2' - 8" | 5.7 |
| RESIDENTIAL | M | 39.23 | 3' - 3" | 4' - 4" | 14.1 |
| RESIDENTIAL | M | 39.24 | 2' - 9" | 4' - 10" | 13.1 |
| RESIDENTIAL | M | 39.25 | 2' - 10" | 4' - 9" | 13.5 |
| RESIDENTIAL | P | 39.26 | 1' - 3" | 6' - 2" | 7.9 |
| RESIDENTIAL | P | 39.27 | 0' - 11" | 2' - 11" | 2.7 |
| RESIDENTIAL | P | 39.28 | 1' - 10" | 11' - 5" | 21.0 |
| RESIDENTIAL | P | 39.29 | 1' - 2" | 4' - 0" | 4.7 |
| RESIDENTIAL | P | 39.30 | 1' - 0" | 3' - 4" | 3.3 |
| RESIDENTIAL | P | 39.31 | 1' - 1" | 3' - 8" | 3.9 |
| RESIDENTIAL | P | 39.32 | 1' - 7" | 6' - 5" | 10.0 |
| RESIDENTIAL | P | 39.33 | 0' - 9" | 2' - 4" | 1.7 |
| RESIDENTIAL | P | 39.34 | 0' - 5" | 2' - 8" | 1.1 |
| RESIDENTIAL | P | 39.35 | 0' - 11" | 6' - 1" | 5.4 |
| SUBTOTAL | | | | | |

| 39TH FLOOR DEDUCTIONS | | | | | |
|---|---|---|---|---|---|
| ZONE C5-1 | | | | | |
| USE | TYPE | No. | LENGTH | WIDTH | AREA (SF) |
| RESIDENTIAL | P | 39.36 | 1' - 1" | 2' - 9" | 3.0 |
| RESIDENTIAL | M | 39.37 | 1' - 1" | 1' - 4" | 1.5 |
| RESIDENTIAL | M | 39.38 | 1' - 11" | 3' - 1" | 5.8 |
| RESIDENTIAL | M | 39.39 | 1' - 9" | 3' - 2" | 5.6 |
| RESIDENTIAL | P | 39.40 | 1' - 1" | 2' - 6" | 2.6 |
| RESIDENTIAL | E | 39.41 | 2' - 7" | 4' - 7" | 11.6 |
| RESIDENTIAL | P | 39.42 | 2' - 9" | 4' - 7" | 12.6 |
| RESIDENTIAL | M | 39.43 | 1' - 2" | 3' - 6" | 4.1 |
| RESIDENTIAL | P | 39.44 | 1' - 11" | 7' - 8" | 14.7 |
| RESIDENTIAL | M | 39.45 | 2' - 9" | 3' - 1" | 8.5 |
| RESIDENTIAL | P | 39.46 | 1' - 10" | 3' - 5" | 6.3 |
| RESIDENTIAL | M | 39.47 | 1' - 10" | 3' - 5" | 6.2 |
| RESIDENTIAL | E | 39.48 | 1' - 5" | 4' - 3" | 6.1 |
| RESIDENTIAL | P | 39.49 | 0' - 9" | 2' - 10" | 2.1 |
| RESIDENTIAL | P | 39.50 | 0' - 9" | 3' - 1" | 2.4 |
| RESIDENTIAL | M | 39.51 | 0' - 3" | 3' - 2" | 0.8 |
| RESIDENTIAL | P | 39.52 | 1' - 5" | 2' - 7" | 3.7 |
| SUBTOTAL | | | | | 456.6 |

| 39TH FLOOR DEDUCTIONS | | | | | |
|---|---|---|---|---|---|
| ZONE C5-3 MID | | | | | |
| USE | TYPE | No. | LENGTH | WIDTH | AREA (SF) |
| RESIDENTIAL | ST | 39.53 | 0' - 8" | 7' - 2" | 4.8 |
| RESIDENTIAL | M | 39.54 | 1' - 1" | 4' - 1" | 4.4 |
| RESIDENTIAL | M | 39.55 | 1' - 6" | 3' - 2" | 4.8 |
| RESIDENTIAL | ST | 39.56 | 0' - 8" | 1' - 6" | 1.0 |
| RESIDENTIAL | ST | 39.57 | 0' - 8" | 1' - 6" | 1.0 |
| RESIDENTIAL | M | 39.58 | 2' - 9" | 3' - 4" | 9.0 |
| RESIDENTIAL | M | 39.59 | 4' - 2" | 4' - 7" | 19.1 |
| RESIDENTIAL | M | 39.60 | 1' - 7" | 4' - 2" | 6.6 |
| RESIDENTIAL | M | 39.61 | 1' - 8" | 4' - 2" | 6.8 |
| RESIDENTIAL | M | 39.62 | 4' - 10" | 4' - 10" | 23.4 |
| RESIDENTIAL | M | 39.63 | 2' - 8" | 3' - 6" | 9.2 |
| RESIDENTIAL | M | 39.64 | 2' - 0" | 4' - 9" | 9.5 |
| RESIDENTIAL | P | 39.65 | 1' - 1" | 3' - 6" | 3.9 |
| RESIDENTIAL | P | 39.66 | 1' - 1" | 11' - 0" | 11.9 |
| RESIDENTIAL | P | 39.67 | 1' - 5" | 6' - 2" | 8.4 |
| RESIDENTIAL | M | 39.68 | 1' - 4" | 2' - 0" | 2.7 |
| RESIDENTIAL | P | 39.69 | 1' - 0" | 3' - 6" | 3.4 |
| RESIDENTIAL | P | 39.70 | 1' - 1" | 11' - 1" | 12.0 |
| SUBTOTAL | | | | | 141.9 |

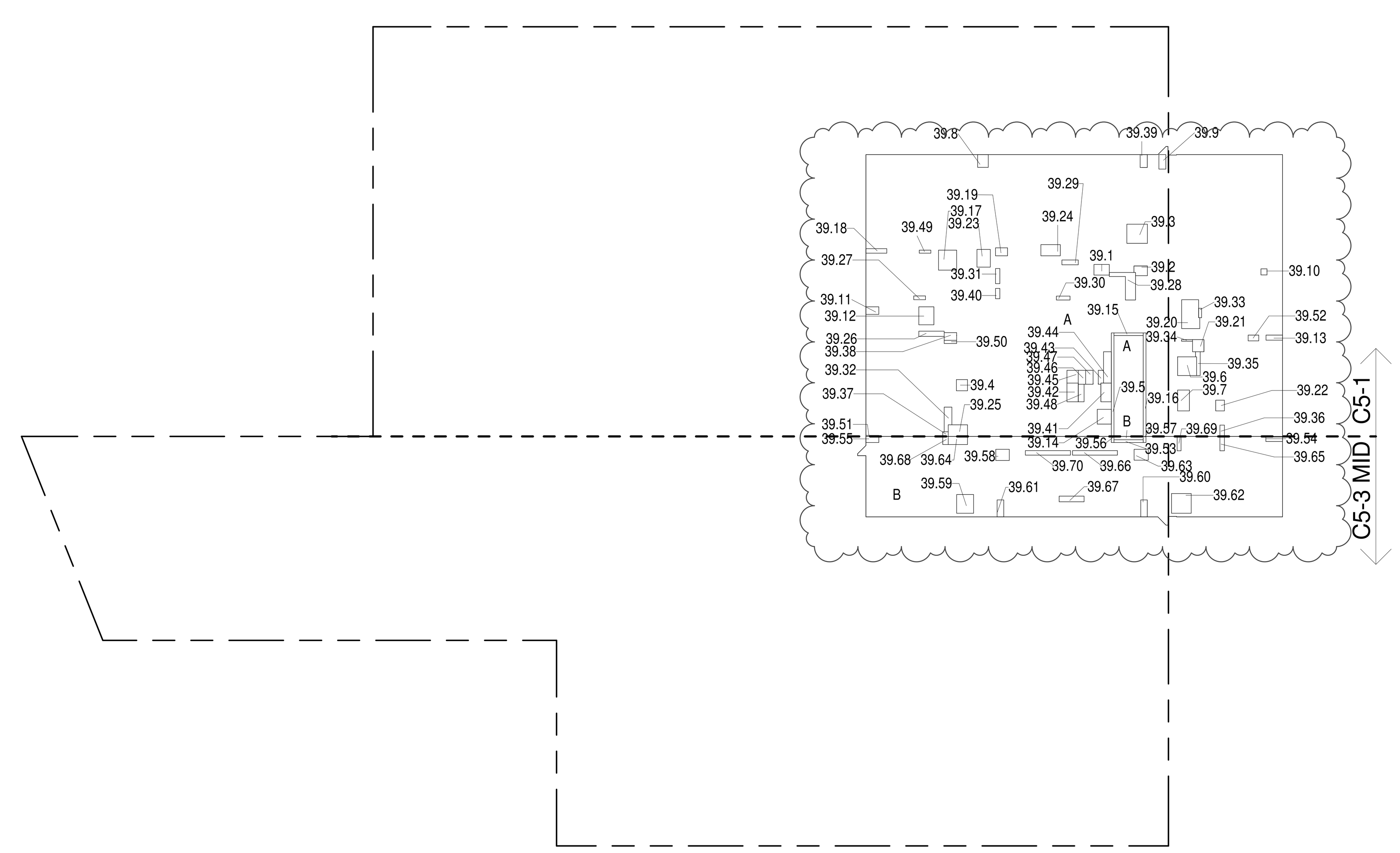


39TH FLOOR (MFD:64TH FLOOR) GROSS FLOOR AREA PLAN AND DEDUCTIONS (3)
3/64" = 1'-0"

ZONING AND DEDUCT LEGEND

- DEDUCTIONS
- M - MECHANICAL ROOM / RISER
- E - ELECTRICAL SHAFT / RISER
- P - PLUMBING RISER
- BG - BELOW GRADE
- O - OPENING TO BELOW
- L - LOADING BAYS
- ST - 44" RESI STAIR SHAFT (INCLUDING 8" PERIMETER)
- G - GAP FROM ADJACENT BUILDING
- DEVELOPMENT LOT LINE

* WHERE APPLICABLE, DOCUMENTED AND CALCULATED AREAS HAVE BEEN ROUNDED TO ITS NEXT SIGNIFICANT DIGIT.

** LENGTH AND WIDTH DIMENSIONS FOR COMPLEX SHAPES HAVE BEEN SIMPLIFIED TO ILLUSTRATE ONLY LARGEST OVERALL DIMENSION RESPECTIVELY. AREA DOCUMENTED IS THE EXACT AREA OF THE COMPLEX SHAPE

*** ELECTRICAL DEDUCTIONS ARE ONLY FOR ELECTRICAL RISERS. AND CLOSETS. NO DEDUCTIONS TAKEN FOR TELEPHONE CLOSETS

DEPT OF BLDGS 121328205 Job Number
ES812480640 Scan Code

KEY PLAN:

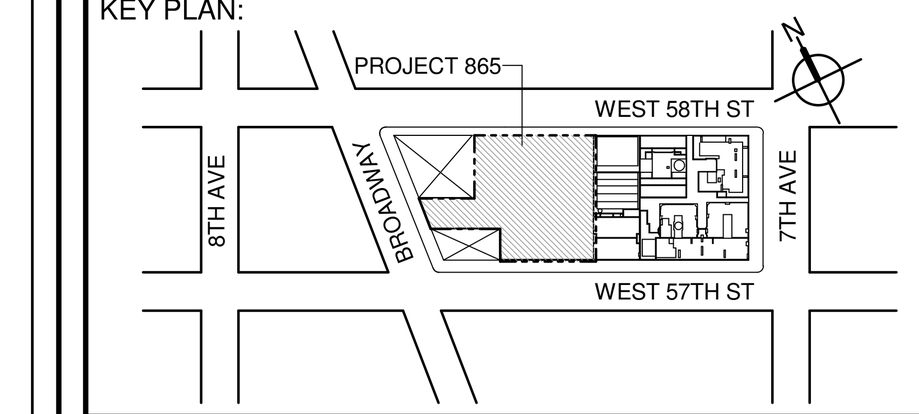


PROJECT NORTH / TRUE NORTH

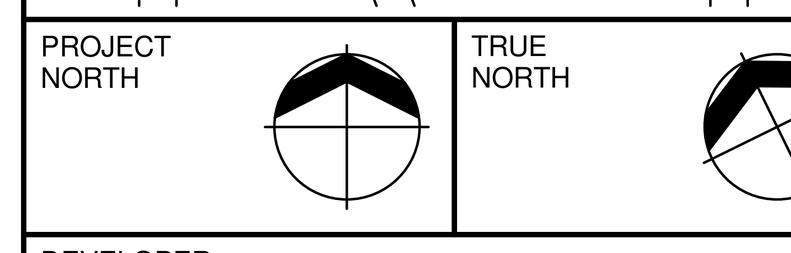

DEVELOPER:
**EXTELL DEVELOPMENT COMPANY**
805 THIRD AVENUE, 7TH FLOOR
New York, NY 10022 USA
TEL: 212 712 6000 FAX: 212 712 6100

DESIGN ARCHITECT: Base Building Shell & Core
**ADRIAN SMITH + GORDON GILL ARCHITECTURE**
111 WEST MONROE STREET SUITE 2300
CHICAGO IL 60603
TEL: 312 920 1888 FAX: 312 920 1775

ARCHITECT OF RECORD: Base Building Shell & Core
**AAI ARCHITECTS, P.C.**
401 Wellington St. W., 3rd Floor
Toronto, ON M5V 1E7 Canada
TEL: 416 967 1500 FAX: 416 967 7150

STRUCTURAL ENGINEERS:
**WSP CANTOR SEINUK**
228 EAST 45th Street
New York, NY 10017 USA
TEL: 212 687 9888 FAX: 646 487 5501

MEP ENGINEERS:
**AKF GROUP**
1501 Broadway
New York, NY 10036 USA
TEL: 212 354 5656 FAX: 212 354 5668

GEOTECHNICAL ENGINEERS:
**Langan Engineering & Environmental Services**
21 Penn Plaza - 360 West 31st Street, 8th Floor
New York, NY 10001-2727
TEL: 212 479 5400 FAX: 212 479 5444

CODE CONSULTANTS:
**Construction Consulting Associates**
100 Church Street
New York, NY 10007
TEL: 212 385 1818 FAX: 212 385 1911

CURTAINWALL CONSULTANT:
**AJLP Consulting**
40 Worth Street. Suite 826
New York, NY 10013
TEL: 212 757 5659 FAX: 646 219 8508

LANDMARK/PRESERVATION CONSULTANT:
**Higgins Quasebarth & Partners LLC**
11 Hanover Square, 16th Floor
New York, NY 1005
TEL: 212 274 9468 FAX: 646 274 9380

LANDMARK/PRESERVATION CONSULTANT:
**Jan Hird Pokorny Associates, Inc.**
39 West 37th Street, 12A
New York, NY 10018
TEL: 212 759 6462 FAX: 212 759 6540

| No. | DESCRIPTION: | DATE: |
|---|---|---|
| 1 | D.O.B. SUBMISSION | 05 DEC 14 |
| 2 | D.O.B. SUBMISSION | 18 FEB 15 |
| | D.O.B. SUBMISSION | 27 APR 14 |
| | D.O.B. AMENDMENT 2 | 21 SEP 15 |
| | D.O.B. AMENDMENT 3 | 03 OCT 16 |

0 10' - 8" 21' - 4" 42' - 8"

**D.O.B. SUBMISSION**

Discrepancies must be reported immediately to the Architect before proceeding. Only figured dimensions are to be used. Contractors must check all dimensions on site. This drawing is protected by copyright.

ALL DIMENSIONS ARE SHOWN IN IMPERIAL.

CONSULTANT:
AAI ARCHITECTS, P.C.

PROJECT:
**217 WEST 57TH STREET**
NEW YORK, NY

DRAWING TITLE:
ZONING FLOOR AREA PLAN AND DEDUCTIONS
37TH, 38TH, 39TH FLOOR

SEAL & SIGNATURE: REGISTERED ARCHITECT WIEPKE DAVID JANSEN No. 028881 STATE OF NEW YORK

| DATE: | 05 DEC 14 |
|---|---|
| PROJECT No: | 1216-00 |
| DRAWN: Author | REV: 2 |
| CHK: Checker | |
| SCALE: 3/64" = 1'-0" | |
| DWG No: | **Z-021.02** |
| DOB PAGE No: | 18 of 454 |

DOB EMPLOYEE STAMP: | DOB B-SCAN:

36" x 48" Arch E -SHEET SIZE

FILE NAME:
PLOT DATE: 10/14/2016 2:00:07 PM

| 40TH FLOOR AREA CALCULATIONS | | | | |
|---|---|---|---|---|
| ZONE C5-1 | | | | |
| USE | No. | *GFA | *DEDUCTIONS | *ZFA (SF) |
| RESIDENTIAL | | 7,061 | 457 | 6,604 |
| TOTAL | | 7,061 | 457 | 6,604 |

| 40TH FLOOR AREA CALCULATIONS | | | | |
|---|---|---|---|---|
| ZONE C5-3 MID | | | | |
| USE | No. | *GFA | *DEDUCTIONS | *ZFA (SF) |
| RESIDENTIAL | | 2,024 | 142 | 1,882 |
| TOTAL | | 2,024 | 142 | 1,882 |

| 40TH FLOOR AREA CALCULATIONS | | | |
|---|---|---|---|
| ZONE C5-1 AND C5-3 MID | | | |
| USE | *GFA | *DEDUCTIONS | *ZFA (SF) |
| RESIDENTIAL | 9,084 | 598 | 8,486 |
| TOTAL | 9,084 | 598 | 8,486 |

| 40TH FLOOR DEDUCTIONS | | | | | |
|---|---|---|---|---|---|
| ZONE C5-1 | | | | | |
| USE | TYPE | No. | LENGTH | WIDTH | AREA (SF) |
| RESIDENTIAL | M | 40.1 | 2' - 7" | 3' - 9" | 9.8 |
| RESIDENTIAL | M | 40.2 | 2' - 1" | 3' - 7" | 7.6 |
| RESIDENTIAL | M | 40.3 | 4' - 8" | 5' - 1" | 23.7 |
| RESIDENTIAL | M | 40.4 | 2' - 9" | 2' - 9" | 7.5 |
| RESIDENTIAL | ST | 40.5 | 0' - 8" | 25' - 5" | 16.9 |
| RESIDENTIAL | M | 40.6 | 4' - 7" | 4' - 8" | 21.4 |
| RESIDENTIAL | M | 40.7 | 2' - 11" | 5' - 1" | 14.8 |
| RESIDENTIAL | M | 40.8 | 2' - 7" | 3' - 2" | 8.1 |
| RESIDENTIAL | M | 40.9 | 1' - 8" | 3' - 7" | 6.0 |
| RESIDENTIAL | M | 40.10 | 1' - 6" | 1' - 6" | 2.2 |
| RESIDENTIAL | M | 40.11 | 1' - 10" | 3' - 2" | 5.8 |
| RESIDENTIAL | M | 40.12 | 3' - 8" | 4' - 5" | 16.1 |
| RESIDENTIAL | M | 40.13 | 1' - 3" | 4' - 1" | 5.1 |
| RESIDENTIAL | M | 40.14 | 3' - 5" | 3' - 8" | 12.5 |
| RESIDENTIAL | ST | 40.15 | 0' - 8" | 7' - 2" | 4.8 |
| RESIDENTIAL | ST | 40.16 | 0' - 8" | 25' - 5" | 16.9 |
| RESIDENTIAL | M | 40.17 | 4' - 5" | 4' - 11" | 21.8 |
| RESIDENTIAL | M | 40.18 | 1' - 1" | 5' - 2" | 5.6 |
| RESIDENTIAL | M | 40.19 | 2' - 0" | 3' - 0" | 5.8 |
| RESIDENTIAL | M | 40.20 | 4' - 0" | 7' - 6" | 30.1 |
| RESIDENTIAL | M | 40.21 | 2' - 10" | 3' - 0" | 8.4 |
| RESIDENTIAL | M | 40.22 | 2' - 2" | 2' - 8" | 5.7 |
| RESIDENTIAL | M | 40.23 | 3' - 3" | 4' - 4" | 14.1 |
| RESIDENTIAL | M | 40.24 | 2' - 9" | 4' - 10" | 13.1 |
| RESIDENTIAL | M | 40.25 | 2' - 10" | 4' - 9" | 13.5 |
| RESIDENTIAL | P | 40.26 | 1' - 3" | 6' - 2" | 7.9 |
| RESIDENTIAL | P | 40.27 | 0' - 11" | 2' - 11" | 2.7 |
| RESIDENTIAL | P | 40.28 | 1' - 10" | 11' - 5" | 21.0 |
| RESIDENTIAL | P | 40.29 | 1' - 2" | 4' - 0" | 4.7 |
| RESIDENTIAL | P | 40.30 | 1' - 0" | 3' - 4" | 3.3 |
| RESIDENTIAL | P | 40.31 | 1' - 1" | 3' - 8" | 3.9 |
| RESIDENTIAL | P | 40.32 | 1' - 7" | 6' - 5" | 10.0 |
| RESIDENTIAL | P | 40.33 | 0' - 9" | 2' - 4" | 1.7 |
| RESIDENTIAL | P | 40.34 | 0' - 5" | 2' - 8" | 1.1 |
| RESIDENTIAL | P | 40.35 | 0' - 11" | 6' - 1" | 5.4 |
| SUBTOTAL | | | | | |

| 40TH FLOOR DEDUCTIONS | | | | | |
|---|---|---|---|---|---|
| ZONE C5-1 | | | | | |
| USE | TYPE | No. | LENGTH | WIDTH | AREA (SF) |
| RESIDENTIAL | P | 40.36 | 1' - 1" | 2' - 9" | 3.0 |
| RESIDENTIAL | M | 40.37 | 1' - 1" | 1' - 4" | 1.5 |
| RESIDENTIAL | M | 40.38 | 1' - 11" | 3' - 1" | 5.8 |
| RESIDENTIAL | M | 40.39 | 1' - 9" | 3' - 2" | 5.6 |
| RESIDENTIAL | P | 40.40 | 1' - 1" | 2' - 6" | 2.6 |
| RESIDENTIAL | E | 40.41 | 2' - 7" | 4' - 7" | 11.6 |
| RESIDENTIAL | P | 40.42 | 2' - 9" | 4' - 7" | 12.6 |
| RESIDENTIAL | M | 40.43 | 1' - 2" | 3' - 6" | 4.1 |
| RESIDENTIAL | P | 40.44 | 1' - 11" | 7' - 8" | 14.7 |
| RESIDENTIAL | M | 40.45 | 2' - 9" | 3' - 1" | 8.5 |
| RESIDENTIAL | P | 40.46 | 1' - 10" | 3' - 5" | 6.3 |
| RESIDENTIAL | M | 40.47 | 1' - 10" | 3' - 5" | 6.2 |
| RESIDENTIAL | E | 40.48 | 1' - 5" | 4' - 3" | 6.1 |
| RESIDENTIAL | P | 40.49 | 0' - 9" | 2' - 10" | 2.1 |
| RESIDENTIAL | P | 40.50 | 0' - 9" | 3' - 1" | 2.4 |
| RESIDENTIAL | M | 40.51 | 0' - 3" | 3' - 2" | 0.8 |
| RESIDENTIAL | P | 40.52 | 1' - 5" | 2' - 7" | 3.7 |
| SUBTOTAL | | | | | 456.6 |

| 40TH FLOOR DEDUCTIONS | | | | | |
|---|---|---|---|---|---|
| ZONE C5-3 MID | | | | | |
| USE | TYPE | No. | LENGTH | WIDTH | AREA (SF) |
| RESIDENTIAL | ST | 40.53 | 0' - 8" | 7' - 2" | 4.8 |
| RESIDENTIAL | M | 40.54 | 1' - 1" | 4' - 1" | 4.4 |
| RESIDENTIAL | M | 40.55 | 1' - 6" | 3' - 2" | 4.8 |
| RESIDENTIAL | ST | 40.56 | 0' - 8" | 1' - 6" | 1.0 |
| RESIDENTIAL | ST | 40.57 | 0' - 8" | 1' - 6" | 1.0 |
| RESIDENTIAL | M | 40.58 | 2' - 9" | 3' - 4" | 9.0 |
| RESIDENTIAL | M | 40.59 | 4' - 2" | 4' - 7" | 19.1 |
| RESIDENTIAL | M | 40.60 | 1' - 7" | 4' - 2" | 6.6 |
| RESIDENTIAL | M | 40.61 | 1' - 8" | 4' - 2" | 6.8 |
| RESIDENTIAL | M | 40.62 | 4' - 10" | 4' - 10" | 23.4 |
| RESIDENTIAL | M | 40.63 | 2' - 8" | 3' - 6" | 9.2 |
| RESIDENTIAL | M | 40.64 | 2' - 0" | 4' - 9" | 9.5 |
| RESIDENTIAL | P | 40.65 | 1' - 1" | 3' - 6" | 3.9 |
| RESIDENTIAL | P | 40.66 | 1' - 1" | 11' - 0" | 11.9 |
| RESIDENTIAL | P | 40.67 | 1' - 5" | 6' - 2" | 8.4 |
| RESIDENTIAL | M | 40.68 | 1' - 4" | 2' - 0" | 2.7 |
| RESIDENTIAL | P | 40.69 | 1' - 0" | 3' - 6" | 3.4 |
| RESIDENTIAL | P | 40.70 | 1' - 1" | 11' - 1" | 12.0 |
| SUBTOTAL | | | | | 141.9 |

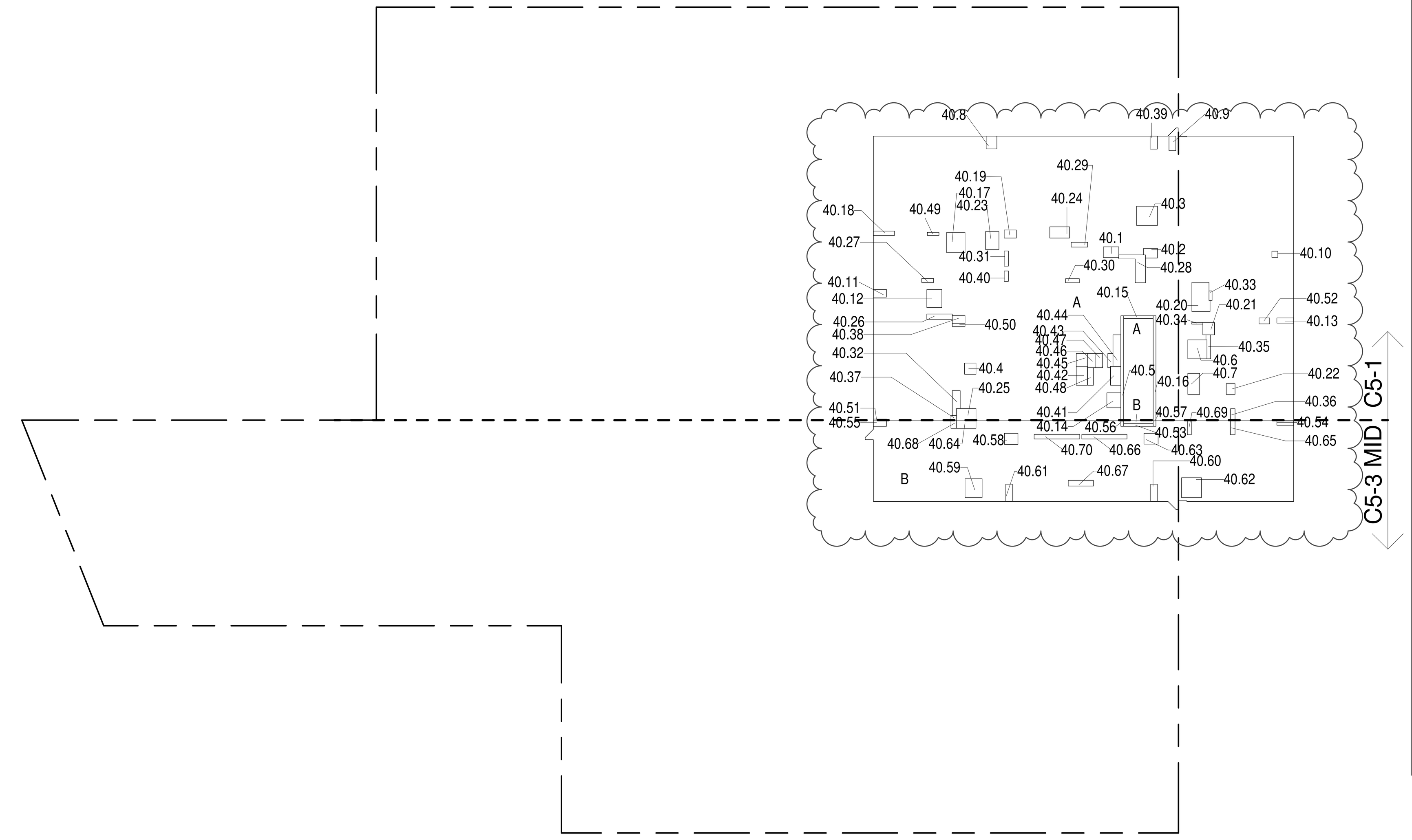


40TH FLOOR (MFD:65TH FLOOR) GROSS FLOOR AREA PLAN AND DEDUCTIONS
3/64" = 1'-0"
1

| 41ST FLOOR AREA CALCULATIONS | | | | |
|---|---|---|---|---|
| ZONE C5-1 | | | | |
| USE | No. | *GFA | *DEDUCTIONS | *ZFA (SF) |
| RESIDENTIAL | | 7,061 | 475 | 6,586 |
| TOTAL | | 7,061 | 475 | 6,586 |

| 41ST FLOOR AREA CALCULATIONS | | | | |
|---|---|---|---|---|
| ZONE C5-3 MID | | | | |
| USE | No. | *GFA | *DEDUCTIONS | *ZFA (SF) |
| RESIDENTIAL | | 2,024 | 142 | 1,882 |
| TOTAL | | 2,024 | 142 | 1,882 |

| 41ST FLOOR AREA CALCULATIONS | | | |
|---|---|---|---|
| ZONE C5-1 AND C5-3 MID | | | |
| USE | *GFA | *DEDUCTIONS | *ZFA (SF) |
| RESIDENTIAL | 9,084 | 616 | 8,468 |
| TOTAL | 9,084 | 616 | 8,468 |

| 41ST FLOOR DEDUCTIONS | | | | | |
|---|---|---|---|---|---|
| ZONE C5-1 | | | | | |
| USE | TYPE | No. | LENGTH | WIDTH | AREA (SF) |
| RESIDENTIAL | M | 41.1 | 2' - 7" | 3' - 9" | 9.8 |
| RESIDENTIAL | M | 41.2 | 2' - 1" | 3' - 7" | 7.6 |
| RESIDENTIAL | M | 41.3 | 4' - 8" | 5' - 1" | 23.7 |
| RESIDENTIAL | M | 41.4 | 2' - 9" | 2' - 9" | 7.5 |
| RESIDENTIAL | ST | 41.5 | 0' - 8" | 25' - 5" | 16.9 |
| RESIDENTIAL | M | 41.6 | 4' - 7" | 4' - 8" | 21.4 |
| RESIDENTIAL | M | 41.7 | 2' - 11" | 5' - 1" | 14.8 |
| RESIDENTIAL | M | 41.8 | 2' - 7" | 3' - 2" | 8.1 |
| RESIDENTIAL | M | 41.9 | 1' - 8" | 3' - 7" | 6.0 |
| RESIDENTIAL | M | 41.10 | 1' - 6" | 1' - 6" | 2.2 |
| RESIDENTIAL | M | 41.11 | 1' - 10" | 3' - 2" | 5.8 |
| RESIDENTIAL | M | 41.12 | 3' - 8" | 4' - 5" | 16.1 |
| RESIDENTIAL | M | 41.13 | 1' - 3" | 4' - 1" | 5.1 |
| RESIDENTIAL | M | 41.14 | 3' - 5" | 3' - 8" | 12.5 |
| RESIDENTIAL | ST | 41.15 | 0' - 8" | 7' - 2" | 4.8 |
| RESIDENTIAL | ST | 41.16 | 0' - 8" | 25' - 5" | 16.9 |
| RESIDENTIAL | M | 41.17 | 4' - 5" | 4' - 11" | 21.8 |
| RESIDENTIAL | M | 41.18 | 1' - 1" | 5' - 2" | 5.6 |
| RESIDENTIAL | M | 41.19 | 2' - 0" | 3' - 0" | 5.8 |
| RESIDENTIAL | M | 41.20 | 4' - 0" | 7' - 6" | 30.1 |
| RESIDENTIAL | M | 41.21 | 2' - 10" | 3' - 0" | 8.4 |
| RESIDENTIAL | M | 41.22 | 2' - 2" | 2' - 8" | 5.7 |
| RESIDENTIAL | M | 41.23 | 3' - 3" | 4' - 4" | 14.1 |
| RESIDENTIAL | M | 41.24 | 2' - 9" | 4' - 10" | 13.1 |
| RESIDENTIAL | M | 41.25 | 2' - 10" | 4' - 9" | 13.5 |
| RESIDENTIAL | P | 41.26 | 1' - 3" | 6' - 2" | 7.9 |
| RESIDENTIAL | P | 41.27 | 0' - 11" | 2' - 11" | 2.7 |
| RESIDENTIAL | P | 41.28 | 1' - 10" | 11' - 5" | 21.0 |
| RESIDENTIAL | P | 41.29 | 1' - 2" | 4' - 0" | 4.7 |
| RESIDENTIAL | P | 41.30 | 1' - 0" | 3' - 4" | 3.3 |
| RESIDENTIAL | P | 41.31 | 1' - 1" | 3' - 8" | 3.9 |
| RESIDENTIAL | P | 41.32 | 1' - 7" | 6' - 5" | 10.0 |
| RESIDENTIAL | P | 41.33 | 0' - 9" | 2' - 4" | 1.7 |
| RESIDENTIAL | P | 41.34 | 0' - 5" | 2' - 8" | 1.1 |
| RESIDENTIAL | P | 41.35 | 0' - 11" | 6' - 1" | 5.4 |
| SUBTOTAL | | | | | |

| 41ST FLOOR DEDUCTIONS | | | | | |
|---|---|---|---|---|---|
| ZONE C5-1 | | | | | |
| USE | TYPE | No. | LENGTH | WIDTH | AREA (SF) |
| RESIDENTIAL | P | 41.36 | 1' - 1" | 2' - 9" | 3.0 |
| RESIDENTIAL | M | 41.37 | 1' - 1" | 1' - 4" | 1.5 |
| RESIDENTIAL | M | 41.38 | 1' - 11" | 3' - 1" | 5.8 |
| RESIDENTIAL | M | 41.39 | 1' - 9" | 3' - 2" | 5.6 |
| RESIDENTIAL | P | 41.40 | 1' - 1" | 2' - 6" | 2.6 |
| RESIDENTIAL | E | 41.41 | 2' - 7" | 4' - 7" | 11.6 |
| RESIDENTIAL | P | 41.42 | 2' - 9" | 4' - 7" | 12.6 |
| RESIDENTIAL | M | 41.43 | 1' - 2" | 3' - 6" | 4.1 |
| RESIDENTIAL | P | 41.44 | 1' - 11" | 7' - 8" | 14.7 |
| RESIDENTIAL | M | 41.45 | 2' - 9" | 3' - 1" | 8.5 |
| RESIDENTIAL | P | 41.46 | 1' - 10" | 3' - 5" | 6.3 |
| RESIDENTIAL | M | 41.47 | 1' - 10" | 3' - 5" | 6.2 |
| RESIDENTIAL | E | 41.48 | 1' - 5" | 4' - 3" | 6.1 |
| RESIDENTIAL | P | 41.49 | 0' - 9" | 2' - 10" | 2.1 |
| RESIDENTIAL | P | 41.50 | 0' - 9" | 3' - 1" | 2.4 |
| RESIDENTIAL | M | 41.51 | 0' - 3" | 3' - 2" | 0.8 |
| RESIDENTIAL | P | 41.52 | 1' - 5" | 2' - 7" | 3.7 |
| RESIDENTIAL | E | 41.71 | 3' - 5" | 5' - 4" | 18.0 |
| SUBTOTAL | | | | | 474.6 |

| 41ST FLOOR DEDUCTIONS | | | | | |
|---|---|---|---|---|---|
| ZONE C5-3 MID | | | | | |
| USE | TYPE | No. | LENGTH | WIDTH | AREA (SF) |
| RESIDENTIAL | ST | 41.53 | 0' - 8" | 7' - 2" | 4.8 |
| RESIDENTIAL | M | 41.54 | 1' - 1" | 4' - 1" | 4.4 |
| RESIDENTIAL | M | 41.55 | 1' - 6" | 3' - 2" | 4.8 |
| RESIDENTIAL | ST | 41.56 | 0' - 8" | 1' - 6" | 1.0 |
| RESIDENTIAL | ST | 41.57 | 0' - 8" | 1' - 6" | 1.0 |
| RESIDENTIAL | M | 41.58 | 2' - 9" | 3' - 4" | 9.0 |
| RESIDENTIAL | M | 41.59 | 4' - 2" | 4' - 7" | 19.1 |
| RESIDENTIAL | M | 41.60 | 1' - 7" | 4' - 2" | 6.6 |
| RESIDENTIAL | M | 41.61 | 1' - 8" | 4' - 2" | 6.8 |
| RESIDENTIAL | M | 41.62 | 4' - 10" | 4' - 10" | 23.4 |
| RESIDENTIAL | M | 41.63 | 2' - 8" | 3' - 6" | 9.2 |
| RESIDENTIAL | M | 41.64 | 2' - 0" | 4' - 9" | 9.5 |
| RESIDENTIAL | P | 41.65 | 1' - 1" | 3' - 6" | 3.9 |
| RESIDENTIAL | P | 41.66 | 1' - 1" | 11' - 0" | 11.9 |
| RESIDENTIAL | P | 41.67 | 1' - 5" | 6' - 2" | 8.4 |
| RESIDENTIAL | M | 41.68 | 1' - 4" | 2' - 0" | 2.7 |
| RESIDENTIAL | P | 41.69 | 1' - 0" | 3' - 6" | 3.4 |
| RESIDENTIAL | P | 41.70 | 1' - 1" | 11' - 1" | 12.0 |
| SUBTOTAL | | | | | 141.9 |

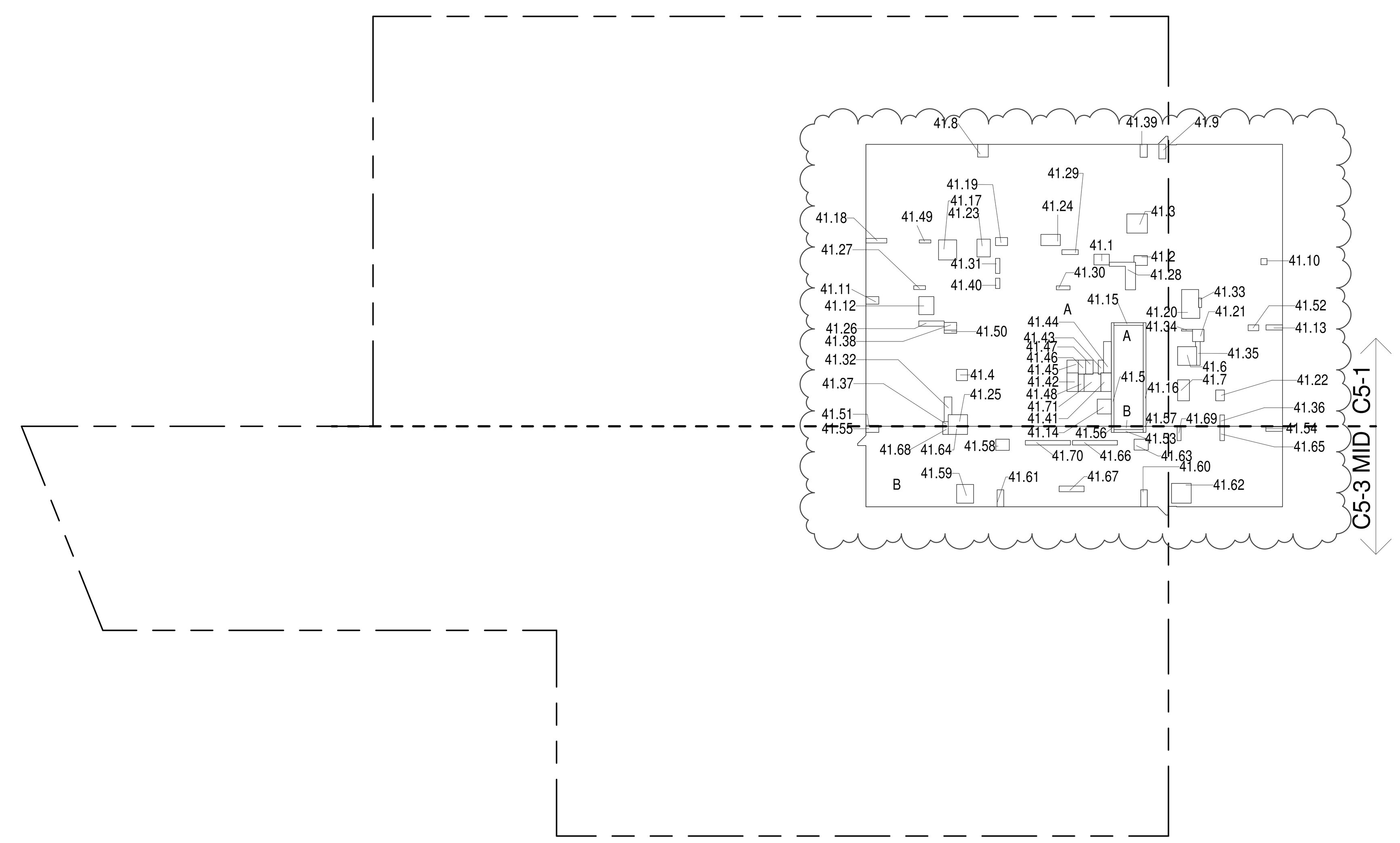


41ST FLOOR (MFD:66TH FLOOR) GROSS FLOOR AREA PLAN AND DEDUCTIONS
3/64" = 1'-0"
2

| 42ND FLOOR AREA CALCULATIONS | | | | |
|---|---|---|---|---|
| ZONE C5-1 | | | | |
| USE | No. | *GFA | *DEDUCTIONS | *ZFA (SF) |
| RESIDENTIAL | | 7,061 | 457 | 6,604 |
| TOTAL | | 7,061 | 457 | 6,604 |

| 42ND FLOOR AREA CALCULATIONS | | | | |
|---|---|---|---|---|
| ZONE C5-3 MID | | | | |
| USE | No. | *GFA | *DEDUCTIONS | *ZFA (SF) |
| RESIDENTIAL | | 2,024 | 142 | 1,882 |
| TOTAL | | 2,024 | 142 | 1,882 |

| 42ND FLOOR AREA CALCULATIONS | | | |
|---|---|---|---|
| ZONE C5-1 AND C5-3 MID | | | |
| USE | *GFA | *DEDUCTIONS | *ZFA (SF) |
| RESIDENTIAL | 9,084 | 598 | 8,486 |
| TOTAL | 9,084 | 598 | 8,486 |

| 42ND FLOOR DEDUCTIONS | | | | | |
|---|---|---|---|---|---|
| ZONE C5-1 | | | | | |
| USE | TYPE | No. | LENGTH | WIDTH | AREA (SF) |
| RESIDENTIAL | M | 42.1 | 2' - 7" | 3' - 9" | 9.8 |
| RESIDENTIAL | M | 42.2 | 2' - 1" | 3' - 7" | 7.6 |
| RESIDENTIAL | M | 42.3 | 4' - 8" | 5' - 1" | 23.7 |
| RESIDENTIAL | M | 42.4 | 2' - 9" | 2' - 9" | 7.5 |
| RESIDENTIAL | ST | 42.5 | 0' - 8" | 25' - 5" | 16.9 |
| RESIDENTIAL | M | 42.6 | 4' - 7" | 4' - 8" | 21.4 |
| RESIDENTIAL | M | 42.7 | 2' - 11" | 5' - 1" | 14.8 |
| RESIDENTIAL | M | 42.8 | 2' - 7" | 3' - 2" | 8.1 |
| RESIDENTIAL | M | 42.9 | 1' - 8" | 3' - 7" | 6.0 |
| RESIDENTIAL | M | 42.10 | 1' - 6" | 1' - 6" | 2.2 |
| RESIDENTIAL | M | 42.11 | 1' - 10" | 3' - 2" | 5.8 |
| RESIDENTIAL | M | 42.12 | 3' - 8" | 4' - 5" | 16.1 |
| RESIDENTIAL | M | 42.13 | 1' - 3" | 4' - 1" | 5.1 |
| RESIDENTIAL | M | 42.14 | 3' - 5" | 3' - 8" | 12.5 |
| RESIDENTIAL | ST | 42.15 | 0' - 8" | 7' - 2" | 4.8 |
| RESIDENTIAL | ST | 42.16 | 0' - 8" | 25' - 5" | 16.9 |
| RESIDENTIAL | M | 42.17 | 4' - 5" | 4' - 11" | 21.8 |
| RESIDENTIAL | M | 42.18 | 1' - 1" | 5' - 2" | 5.6 |
| RESIDENTIAL | M | 42.19 | 2' - 0" | 3' - 0" | 5.8 |
| RESIDENTIAL | M | 42.20 | 4' - 0" | 7' - 6" | 30.1 |
| RESIDENTIAL | M | 42.21 | 2' - 10" | 3' - 0" | 8.4 |
| RESIDENTIAL | M | 42.22 | 2' - 2" | 2' - 8" | 5.7 |
| RESIDENTIAL | M | 42.23 | 3' - 3" | 4' - 4" | 14.1 |
| RESIDENTIAL | M | 42.24 | 2' - 9" | 4' - 10" | 13.1 |
| RESIDENTIAL | M | 42.25 | 2' - 10" | 4' - 9" | 13.5 |
| RESIDENTIAL | P | 42.26 | 1' - 3" | 6' - 2" | 7.9 |
| RESIDENTIAL | P | 42.27 | 0' - 11" | 2' - 11" | 2.7 |
| RESIDENTIAL | P | 42.28 | 1' - 10" | 11' - 5" | 21.0 |
| RESIDENTIAL | P | 42.29 | 1' - 2" | 4' - 0" | 4.7 |
| RESIDENTIAL | P | 42.30 | 1' - 0" | 3' - 4" | 3.3 |
| RESIDENTIAL | P | 42.31 | 1' - 1" | 3' - 8" | 3.9 |
| RESIDENTIAL | P | 42.32 | 1' - 7" | 6' - 5" | 10.0 |
| RESIDENTIAL | P | 42.33 | 0' - 9" | 2' - 4" | 1.7 |
| RESIDENTIAL | P | 42.34 | 0' - 5" | 2' - 8" | 1.1 |
| RESIDENTIAL | P | 42.35 | 0' - 11" | 6' - 1" | 5.4 |
| SUBTOTAL | | | | | |

| 42ND FLOOR DEDUCTIONS | | | | | |
|---|---|---|---|---|---|
| ZONE C5-1 | | | | | |
| USE | TYPE | No. | LENGTH | WIDTH | AREA (SF) |
| RESIDENTIAL | P | 42.36 | 1' - 1" | 2' - 9" | 3.0 |
| RESIDENTIAL | M | 42.37 | 1' - 1" | 1' - 4" | 1.5 |
| RESIDENTIAL | M | 42.38 | 1' - 11" | 3' - 1" | 5.8 |
| RESIDENTIAL | M | 42.39 | 1' - 9" | 3' - 2" | 5.6 |
| RESIDENTIAL | P | 42.40 | 1' - 1" | 2' - 6" | 2.6 |
| RESIDENTIAL | E | 42.41 | 2' - 7" | 4' - 7" | 11.6 |
| RESIDENTIAL | P | 42.42 | 2' - 9" | 4' - 7" | 12.6 |
| RESIDENTIAL | M | 42.43 | 1' - 2" | 3' - 6" | 4.1 |
| RESIDENTIAL | P | 42.44 | 1' - 11" | 7' - 8" | 14.7 |
| RESIDENTIAL | M | 42.45 | 2' - 9" | 3' - 1" | 8.5 |
| RESIDENTIAL | P | 42.46 | 1' - 10" | 3' - 5" | 6.3 |
| RESIDENTIAL | M | 42.47 | 1' - 10" | 3' - 5" | 6.2 |
| RESIDENTIAL | E | 42.48 | 1' - 5" | 4' - 3" | 6.1 |
| RESIDENTIAL | P | 42.49 | 0' - 9" | 2' - 10" | 2.1 |
| RESIDENTIAL | P | 42.50 | 0' - 9" | 3' - 1" | 2.4 |
| RESIDENTIAL | M | 42.51 | 0' - 3" | 3' - 2" | 0.8 |
| RESIDENTIAL | P | 42.52 | 1' - 5" | 2' - 7" | 3.7 |
| SUBTOTAL | | | | | 456.6 |

| 42ND FLOOR DEDUCTIONS | | | | | |
|---|---|---|---|---|---|
| ZONE C5-3 MID | | | | | |
| USE | TYPE | No. | LENGTH | WIDTH | AREA (SF) |
| RESIDENTIAL | ST | 42.53 | 0' - 8" | 7' - 2" | 4.8 |
| RESIDENTIAL | M | 42.54 | 1' - 1" | 4' - 1" | 4.4 |
| RESIDENTIAL | M | 42.55 | 1' - 6" | 3' - 2" | 4.8 |
| RESIDENTIAL | ST | 42.56 | 0' - 8" | 1' - 6" | 1.0 |
| RESIDENTIAL | ST | 42.57 | 0' - 8" | 1' - 6" | 1.0 |
| RESIDENTIAL | M | 42.58 | 2' - 9" | 3' - 4" | 9.0 |
| RESIDENTIAL | M | 42.59 | 4' - 2" | 4' - 7" | 19.1 |
| RESIDENTIAL | M | 42.60 | 1' - 7" | 4' - 2" | 6.6 |
| RESIDENTIAL | M | 42.61 | 1' - 8" | 4' - 2" | 6.8 |
| RESIDENTIAL | M | 42.62 | 4' - 10" | 4' - 10" | 23.4 |
| RESIDENTIAL | M | 42.63 | 2' - 8" | 3' - 6" | 9.2 |
| RESIDENTIAL | M | 42.64 | 2' - 0" | 4' - 9" | 9.5 |
| RESIDENTIAL | P | 42.65 | 1' - 1" | 3' - 6" | 3.9 |
| RESIDENTIAL | P | 42.66 | 1' - 1" | 11' - 0" | 11.9 |
| RESIDENTIAL | P | 42.67 | 1' - 5" | 6' - 2" | 8.4 |
| RESIDENTIAL | M | 42.68 | 1' - 4" | 2' - 0" | 2.7 |
| RESIDENTIAL | P | 42.69 | 1' - 0" | 3' - 6" | 3.4 |
| RESIDENTIAL | P | 42.70 | 1' - 1" | 11' - 1" | 12.0 |
| SUBTOTAL | | | | | 141.9 |

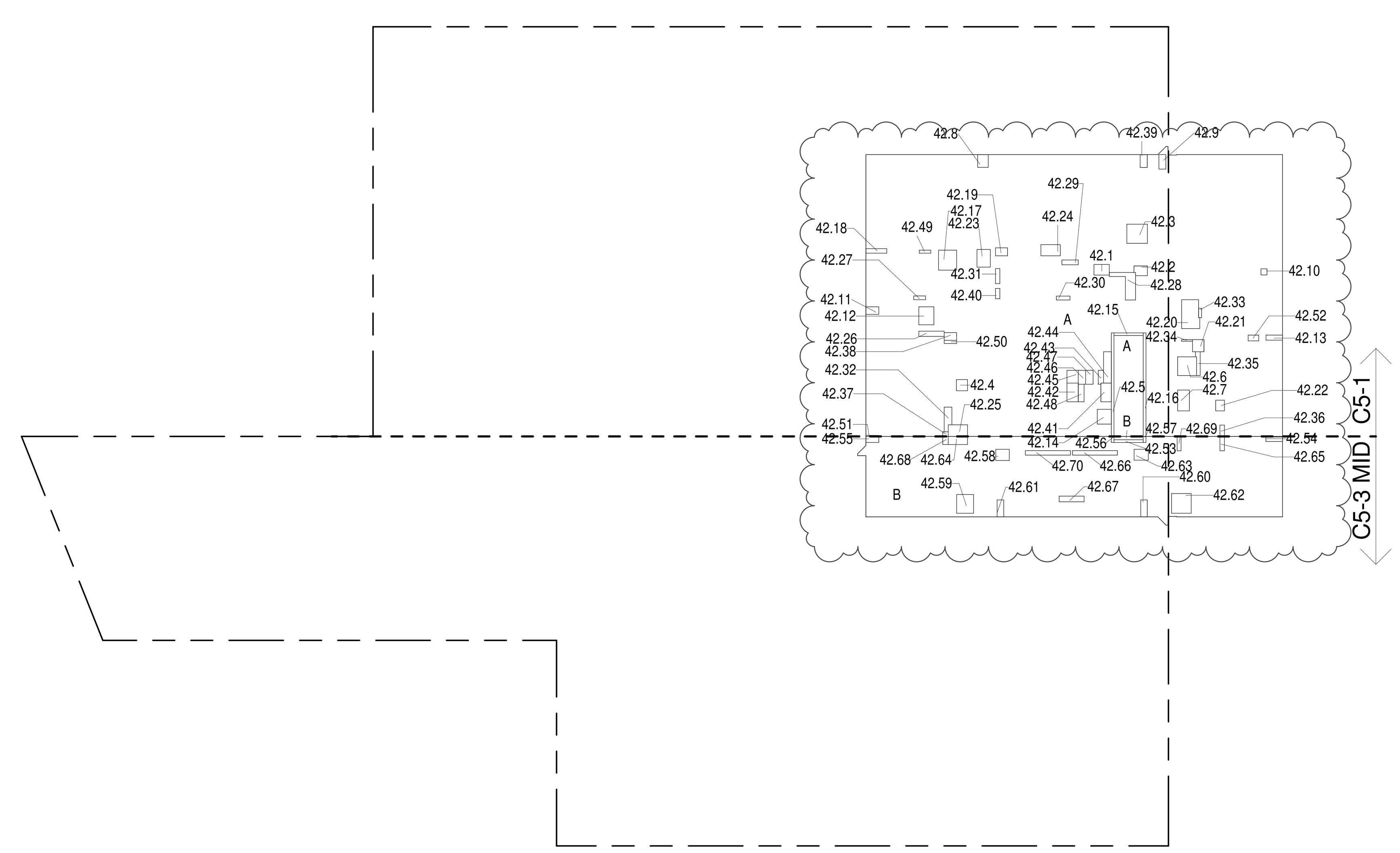


42ND FLOOR (MFD:67TH FLOOR) GROSS FLOOR AREA PLAN AND DEDUCTIONS
3/64" = 1'-0"
3

ZONING AND DEDUCT LEGEND

- DEDUCTIONS
- M - MECHANICAL ROOM / RISER
- E - ELECTRICAL SHAFT / RISER
- P - PLUMBING RISER
- BG - BELOW GRADE
- O - OPENING TO BELOW
- L - LOADING BAYS
- ST - 44" RESI STAIR SHAFT (INCLUDING 8" PERIMETER)
- G - GAP FROM ADJACENT BUILDING
- DEVELOPMENT LOT LINE

* WHERE APPLICABLE, DOCUMENTED AND CALCULATED AREAS HAVE BEEN ROUNDED TO ITS NEXT SIGNIFICANT DIGIT.

** LENGTH AND WIDTH DIMENSIONS FOR COMPLEX SHAPES HAVE BEEN SIMPLIFIED TO ILLUSTRATE ONLY LARGEST OVERALL DIMENSION RESPECTIVELY. AREA DOCUMENTED IS THE EXACT AREA OF THE COMPLEX SHAPE

*** ELECTRICAL DEDUCTIONS ARE ONLY FOR ELECTRICAL RISERS. AND CLOSETS. NO DEDUCTIONS TAKEN FOR TELEPHONE CLOSETS


DEPT OF BLDGS 121328205 Job Number
ES602552227 Scan Code


KEY PLAN:

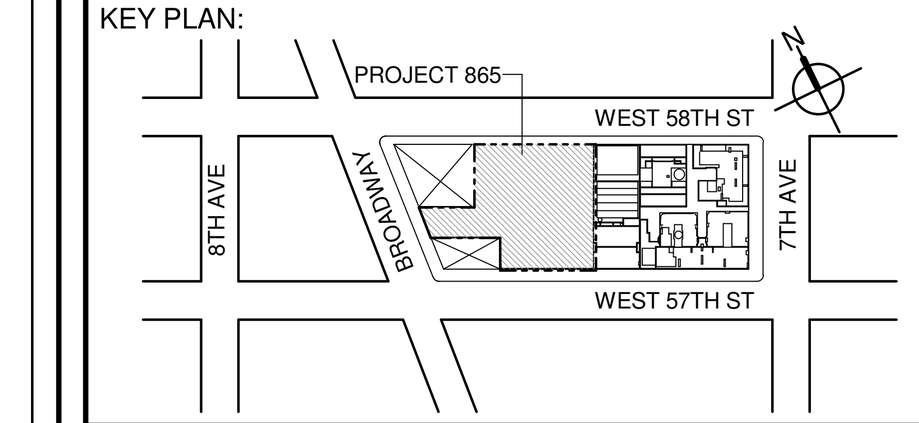


PROJECT NORTH

TRUE NORTH


DEVELOPER:
**EXTELL DEVELOPMENT COMPANY**
805 THIRD AVENUE, 7TH FLOOR
New York, NY 10022 USA
TEL: 212 712 6000 FAX: 212 712 6100

DESIGN ARCHITECT: Base Building Shell & Core
**ADRIAN SMITH + GORDON GILL ARCHITECTURE**
111 WEST MONROE STREET SUITE 2300
CHICAGO IL 60603
TEL: 312 920 1888 FAX: 312 920 1775

ARCHITECT OF RECORD: Base Building Shell & Core
**AAI ARCHITECTS, P.C.**
401 Wellington St. W., 3rd Floor
Toronto, ON M5V 1E7 Canada
TEL: 416 967 1500 FAX: 416 967 7150

STRUCTURAL ENGINEERS:
**WSP CANTOR SEINUK**
228 EAST 45th Street
New York, NY 10017 USA
TEL: 212 687 9888 FAX: 646 487 5501

MEP ENGINEERS:
**AKF GROUP**
1501 Broadway
New York, NY 10036 USA
TEL: 212 354 5656 FAX: 212 354 5668

GEOTECHNICAL ENGINEERS:
**Langan Engineering & Environmental Services**
21 Penn Plaza - 360 West 31st Street, 8th Floor
New York, NY 10001-2727
TEL: 212 479 5400 FAX: 212 479 5444

CODE CONSULTANTS:
**Construction Consulting Associates**
100 Church Street
New York, NY 10007
TEL: 212 385 1818 FAX: 212 385 1911

CURTAINWALL CONSULTANT:
**AJLP Consulting**
40 Worth Street. Suite 826
New York, NY 10013
TEL: 212 757 5659 FAX: 646 219 8508

LANDMARK/PRESERVATION CONSULTANT:
**Higgins Quasebarth & Partners LLC**
11 Hanover Square, 16th Floor
New York, NY 1005
TEL: 212 274 9468 FAX: 646 274 9380

LANDMARK/PRESERVATION CONSULTANT:
**Jan Hird Pokorny Associates, Inc.**
39 West 37th Street, 12A
New York, NY 10018
TEL: 212 759 6462 FAX: 212 759 6540


| No. | DESCRIPTION: | DATE: |
|---|---|---|
| 1 | D.O.B. SUBMISSION | 05 DEC 14 |
| 2 | D.O.B. SUBMISSION | 18 FEB 15 |
| | D.O.B. SUBMISSION | 27 APR 14 |
| | D.O.B. AMENDMENT 2 | 21 SEP 15 |
| | D.O.B. AMENDMENT 3 | 03 OCT 16 |

0 10' - 8" 21' - 4" 42' - 8"

**D.O.B. SUBMISSION**


Discrepancies must be reported immediately to the Architect before proceeding. Only figured dimensions are to be used. Contractors must check all dimensions on site. This drawing is protected by copyright.


ALL DIMENSIONS ARE SHOWN IN IMPERIAL.

CONSULTANT:

AAI ARCHITECTS, P.C.

PROJECT:

**217 WEST 57TH STREET**
NEW YORK, NY

DRAWING TITLE:

ZONING FLOOR AREA PLAN AND DEDUCTIONS

40TH, 41ST, 42ND FLOOR

SEAL & SIGNATURE:

REGISTERED ARCHITECT WIEPKE DAVID JANSEN No. 028881 STATE OF NEW YORK

| DATE: | 05 DEC 14 |
|---|---|
| PROJECT No: | 1216-00 |
| DRAWN: Author | REV: 2 |
| CHK: Checker | |
| SCALE: 3/64" = 1'-0" | |
| DWG No: Z-022.02 | |
| DOB PAGE No: 19 of 454 | |

DOB EMPLOYEE STAMP:

DOB B-SCAN:

36" x 48" Arch E - SHEET SIZE

FILE NAME:
PLOT DATE: 10/14/2016 2:00:18 PM

| 43RD FLOOR AREA CALCULATIONS | | | | |
|---|---|---|---|---|
| ZONE C5-1 | | | | |
| USE | No. | *GFA | *DEDUCTIONS | *ZFA (SF) |
| RESIDENTIAL | | 7,061 | 457 | 6,604 |
| TOTAL | | 7,061 | 457 | 6,604 |

| 43RD FLOOR AREA CALCULATIONS | | | | |
|---|---|---|---|---|
| ZONE C5-3 MID | | | | |
| USE | No. | *GFA | *DEDUCTIONS | *ZFA (SF) |
| RESIDENTIAL | | 2,024 | 142 | 1,882 |
| TOTAL | | 2,024 | 142 | 1,882 |

| 43RD FLOOR AREA CALCULATIONS | | | |
|---|---|---|---|
| ZONE C5-1 AND C5-3 MID | | | |
| USE | *GFA | *DEDUCTIONS | *ZFA (SF) |
| RESIDENTIAL | 9,084 | 598 | 8,486 |
| TOTAL | 9,084 | 598 | 8,486 |

| 43RD FLOOR DEDUCTIONS | | | | | |
|---|---|---|---|---|---|
| ZONE C5-1 | | | | | |
| USE | TYPE | No. | LENGTH | WIDTH | AREA (SF) |
| RESIDENTIAL | M | 43.1 | 2' - 7" | 3' - 9" | 9.8 |
| RESIDENTIAL | M | 43.2 | 2' - 1" | 3' - 7" | 7.6 |
| RESIDENTIAL | M | 43.3 | 4' - 8" | 5' - 1" | 23.7 |
| RESIDENTIAL | M | 43.4 | 2' - 9" | 2' - 9" | 7.5 |
| RESIDENTIAL | ST | 43.5 | 0' - 8" | 25' - 5" | 16.9 |
| RESIDENTIAL | M | 43.6 | 4' - 7" | 4' - 8" | 21.4 |
| RESIDENTIAL | M | 43.7 | 2' - 11" | 5' - 1" | 14.8 |
| RESIDENTIAL | M | 43.8 | 2' - 7" | 3' - 2" | 8.1 |
| RESIDENTIAL | M | 43.9 | 1' - 8" | 3' - 7" | 6.0 |
| RESIDENTIAL | M | 43.10 | 1' - 6" | 1' - 6" | 2.2 |
| RESIDENTIAL | M | 43.11 | 1' - 10" | 3' - 2" | 5.8 |
| RESIDENTIAL | M | 43.12 | 3' - 8" | 4' - 5" | 16.1 |
| RESIDENTIAL | M | 43.13 | 1' - 3" | 4' - 1" | 5.1 |
| RESIDENTIAL | M | 43.14 | 3' - 5" | 3' - 8" | 12.5 |
| RESIDENTIAL | ST | 43.15 | 0' - 8" | 7' - 2" | 4.8 |
| RESIDENTIAL | ST | 43.16 | 0' - 8" | 25' - 5" | 16.9 |
| RESIDENTIAL | M | 43.17 | 4' - 5" | 4' - 11" | 21.8 |
| RESIDENTIAL | M | 43.18 | 1' - 1" | 5' - 2" | 5.6 |
| RESIDENTIAL | M | 43.19 | 2' - 0" | 3' - 0" | 5.8 |
| RESIDENTIAL | M | 43.20 | 4' - 0" | 7' - 6" | 30.1 |
| RESIDENTIAL | M | 43.21 | 2' - 10" | 3' - 0" | 8.4 |
| RESIDENTIAL | M | 43.22 | 2' - 2" | 2' - 8" | 5.7 |
| RESIDENTIAL | M | 43.23 | 3' - 3" | 4' - 4" | 14.1 |
| RESIDENTIAL | M | 43.24 | 2' - 9" | 4' - 10" | 13.1 |
| RESIDENTIAL | M | 43.25 | 2' - 10" | 4' - 9" | 13.5 |
| RESIDENTIAL | P | 43.26 | 1' - 3" | 6' - 2" | 7.9 |
| RESIDENTIAL | P | 43.27 | 0' - 11" | 2' - 11" | 2.7 |
| RESIDENTIAL | P | 43.28 | 1' - 10" | 11' - 5" | 21.0 |
| RESIDENTIAL | P | 43.29 | 1' - 2" | 4' - 0" | 4.7 |
| RESIDENTIAL | P | 43.30 | 1' - 0" | 3' - 4" | 3.3 |
| RESIDENTIAL | P | 43.31 | 1' - 1" | 3' - 8" | 3.9 |
| RESIDENTIAL | P | 43.32 | 1' - 7" | 6' - 5" | 10.0 |
| RESIDENTIAL | P | 43.33 | 0' - 9" | 2' - 4" | 1.7 |
| RESIDENTIAL | P | 43.34 | 0' - 5" | 2' - 8" | 1.1 |
| RESIDENTIAL | P | 43.35 | 0' - 11" | 6' - 1" | 5.4 |
| SUBTOTAL | | | | | |

| 43RD FLOOR DEDUCTIONS | | | | | |
|---|---|---|---|---|---|
| ZONE C5-1 | | | | | |
| USE | TYPE | No. | LENGTH | WIDTH | AREA (SF) |
| RESIDENTIAL | P | 43.36 | 1' - 1" | 2' - 9" | 3.0 |
| RESIDENTIAL | M | 43.37 | 1' - 1" | 1' - 4" | 1.5 |
| RESIDENTIAL | M | 43.38 | 1' - 11" | 3' - 1" | 5.8 |
| RESIDENTIAL | M | 43.39 | 1' - 9" | 3' - 2" | 5.6 |
| RESIDENTIAL | P | 43.40 | 1' - 1" | 2' - 6" | 2.6 |
| RESIDENTIAL | E | 43.41 | 2' - 7" | 4' - 7" | 11.6 |
| RESIDENTIAL | P | 43.42 | 2' - 9" | 4' - 7" | 12.6 |
| RESIDENTIAL | M | 43.43 | 1' - 2" | 3' - 6" | 4.1 |
| RESIDENTIAL | P | 43.44 | 1' - 11" | 7' - 8" | 14.7 |
| RESIDENTIAL | M | 43.45 | 2' - 9" | 3' - 1" | 8.5 |
| RESIDENTIAL | P | 43.46 | 1' - 10" | 3' - 5" | 6.3 |
| RESIDENTIAL | M | 43.47 | 1' - 10" | 3' - 5" | 6.2 |
| RESIDENTIAL | E | 43.48 | 1' - 5" | 4' - 3" | 6.1 |
| RESIDENTIAL | P | 43.49 | 0' - 9" | 2' - 10" | 2.1 |
| RESIDENTIAL | P | 43.50 | 0' - 9" | 3' - 1" | 2.4 |
| RESIDENTIAL | M | 43.51 | 0' - 3" | 3' - 2" | 0.8 |
| RESIDENTIAL | P | 43.52 | 1' - 5" | 2' - 7" | 3.7 |
| SUBTOTAL | | | | | 456.6 |

| 43RD FLOOR DEDUCTIONS | | | | | |
|---|---|---|---|---|---|
| ZONE C5-3 MID | | | | | |
| USE | TYPE | No. | LENGTH | WIDTH | AREA (SF) |
| RESIDENTIAL | ST | 43.53 | 0' - 8" | 7' - 2" | 4.8 |
| RESIDENTIAL | M | 43.54 | 1' - 1" | 4' - 1" | 4.4 |
| RESIDENTIAL | M | 43.55 | 1' - 6" | 3' - 2" | 4.8 |
| RESIDENTIAL | ST | 43.56 | 0' - 8" | 1' - 6" | 1.0 |
| RESIDENTIAL | ST | 43.57 | 0' - 8" | 1' - 6" | 1.0 |
| RESIDENTIAL | M | 43.58 | 2' - 9" | 3' - 4" | 9.0 |
| RESIDENTIAL | M | 43.59 | 4' - 2" | 4' - 7" | 19.1 |
| RESIDENTIAL | M | 43.60 | 1' - 7" | 4' - 2" | 6.6 |
| RESIDENTIAL | M | 43.61 | 1' - 8" | 4' - 2" | 6.8 |
| RESIDENTIAL | M | 43.62 | 4' - 10" | 4' - 10" | 23.4 |
| RESIDENTIAL | M | 43.63 | 2' - 8" | 3' - 6" | 9.2 |
| RESIDENTIAL | M | 43.64 | 2' - 0" | 4' - 9" | 9.5 |
| RESIDENTIAL | P | 43.65 | 1' - 1" | 3' - 6" | 3.9 |
| RESIDENTIAL | P | 43.66 | 1' - 1" | 11' - 0" | 11.9 |
| RESIDENTIAL | P | 43.67 | 1' - 5" | 6' - 2" | 8.4 |
| RESIDENTIAL | M | 43.68 | 1' - 4" | 2' - 0" | 2.7 |
| RESIDENTIAL | P | 43.69 | 1' - 0" | 3' - 6" | 3.4 |
| RESIDENTIAL | P | 43.70 | 1' - 1" | 11' - 1" | 12.0 |
| SUBTOTAL | | | | | 141.9 |

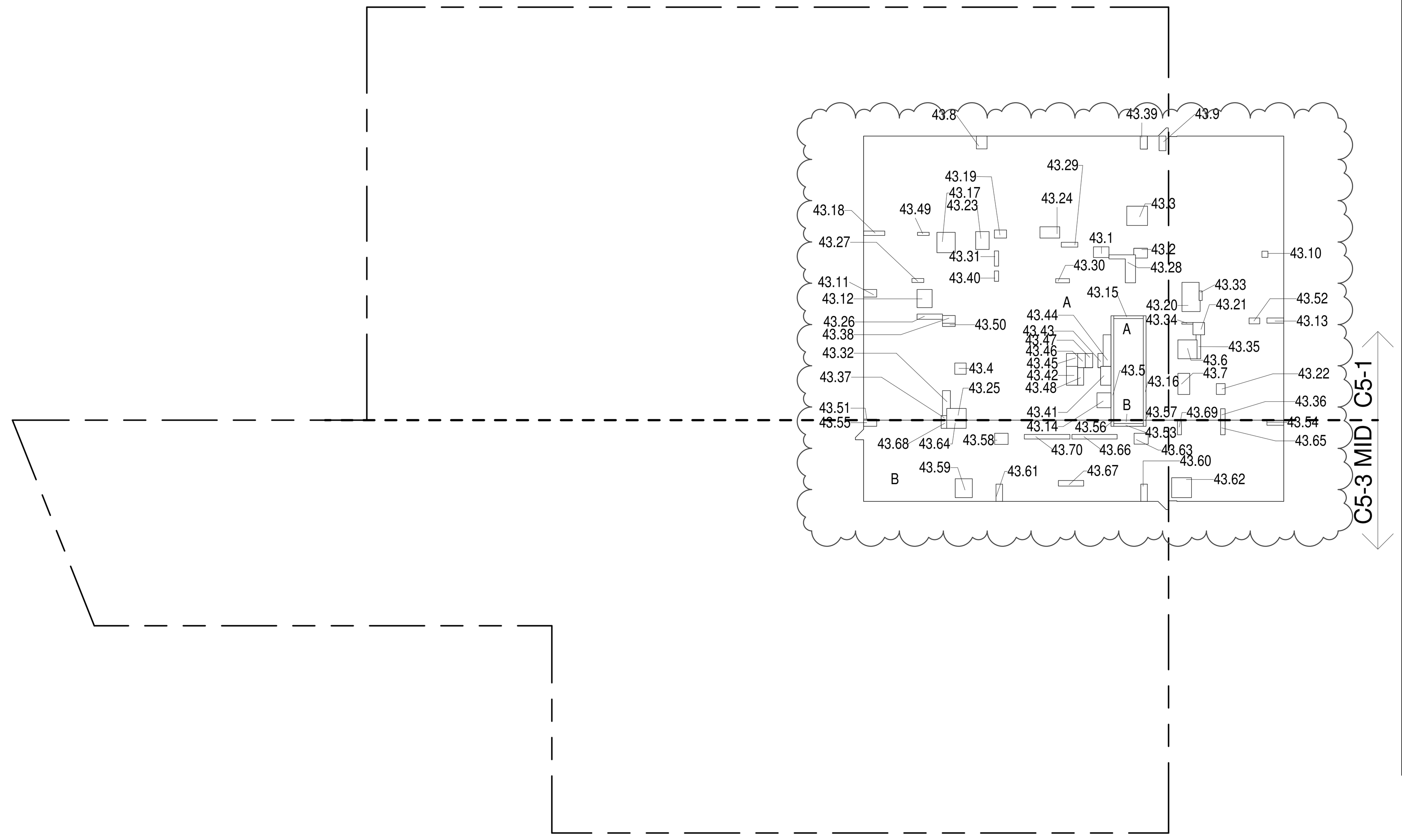


**43RD FLOOR (MFD:68TH FLOOR) GROSS FLOOR AREA PLAN AND DEDUCTIONS** (1)
3/64" = 1'-0"

| 44TH FLOOR AREA CALCULATIONS | | | | |
|---|---|---|---|---|
| ZONE C5-1 | | | | |
| USE | No. | *GFA | *DEDUCTIONS | *ZFA (SF) |
| RESIDENTIAL | | 7,061 | 475 | 6,586 |
| TOTAL | | 7,061 | 475 | 6,586 |

| 44TH FLOOR AREA CALCULATIONS | | | | |
|---|---|---|---|---|
| ZONE C5-3 MID | | | | |
| USE | No. | *GFA | *DEDUCTIONS | *ZFA (SF) |
| RESIDENTIAL | | 2,024 | 142 | 1,882 |
| TOTAL | | 2,024 | 142 | 1,882 |

| 44TH FLOOR AREA CALCULATIONS | | | |
|---|---|---|---|
| ZONE C5-1 AND C5-3 MID | | | |
| USE | *GFA | *DEDUCTIONS | *ZFA (SF) |
| RESIDENTIAL | 9,084 | 616 | 8,468 |
| TOTAL | 9,084 | 616 | 8,468 |

| 44TH FLOOR DEDUCTIONS | | | | | |
|---|---|---|---|---|---|
| ZONE C5-1 | | | | | |
| USE | TYPE | No. | LENGTH | WIDTH | AREA (SF) |
| RESIDENTIAL | M | 44.1 | 2' - 7" | 3' - 9" | 9.8 |
| RESIDENTIAL | M | 44.2 | 2' - 1" | 3' - 7" | 7.6 |
| RESIDENTIAL | M | 44.3 | 4' - 8" | 5' - 1" | 23.7 |
| RESIDENTIAL | M | 44.4 | 2' - 9" | 2' - 9" | 7.5 |
| RESIDENTIAL | ST | 44.5 | 0' - 8" | 25' - 5" | 16.9 |
| RESIDENTIAL | M | 44.6 | 4' - 7" | 4' - 8" | 21.4 |
| RESIDENTIAL | M | 44.7 | 2' - 11" | 5' - 1" | 14.8 |
| RESIDENTIAL | M | 44.8 | 2' - 7" | 3' - 2" | 8.1 |
| RESIDENTIAL | M | 44.9 | 1' - 8" | 3' - 7" | 6.0 |
| RESIDENTIAL | M | 44.10 | 1' - 6" | 1' - 6" | 2.2 |
| RESIDENTIAL | M | 44.11 | 1' - 10" | 3' - 2" | 5.8 |
| RESIDENTIAL | M | 44.12 | 3' - 8" | 4' - 5" | 16.1 |
| RESIDENTIAL | M | 44.13 | 1' - 3" | 4' - 1" | 5.1 |
| RESIDENTIAL | M | 44.14 | 3' - 5" | 3' - 8" | 12.5 |
| RESIDENTIAL | ST | 44.15 | 0' - 8" | 7' - 2" | 4.8 |
| RESIDENTIAL | ST | 44.16 | 0' - 8" | 25' - 5" | 16.9 |
| RESIDENTIAL | M | 44.17 | 4' - 5" | 4' - 11" | 21.8 |
| RESIDENTIAL | M | 44.18 | 1' - 1" | 5' - 2" | 5.6 |
| RESIDENTIAL | M | 44.19 | 2' - 0" | 3' - 0" | 5.8 |
| RESIDENTIAL | M | 44.20 | 4' - 0" | 7' - 6" | 30.1 |
| RESIDENTIAL | M | 44.21 | 2' - 10" | 3' - 0" | 8.4 |
| RESIDENTIAL | M | 44.22 | 2' - 2" | 2' - 8" | 5.7 |
| RESIDENTIAL | M | 44.23 | 3' - 3" | 4' - 4" | 14.1 |
| RESIDENTIAL | M | 44.24 | 2' - 9" | 4' - 10" | 13.1 |
| RESIDENTIAL | M | 44.25 | 2' - 10" | 4' - 9" | 13.5 |
| RESIDENTIAL | P | 44.26 | 1' - 3" | 6' - 2" | 7.9 |
| RESIDENTIAL | P | 44.27 | 0' - 11" | 2' - 11" | 2.7 |
| RESIDENTIAL | P | 44.28 | 1' - 10" | 11' - 5" | 21.0 |
| RESIDENTIAL | P | 44.29 | 1' - 2" | 4' - 0" | 4.7 |
| RESIDENTIAL | P | 44.30 | 1' - 0" | 3' - 4" | 3.3 |
| RESIDENTIAL | P | 44.31 | 1' - 1" | 3' - 8" | 3.9 |
| RESIDENTIAL | P | 44.32 | 1' - 7" | 6' - 5" | 10.0 |
| RESIDENTIAL | P | 44.33 | 0' - 9" | 2' - 4" | 1.7 |
| RESIDENTIAL | P | 44.34 | 0' - 5" | 2' - 8" | 1.1 |
| RESIDENTIAL | P | 44.35 | 0' - 11" | 6' - 1" | 5.4 |
| SUBTOTAL | | | | | |

| 44TH FLOOR DEDUCTIONS | | | | | |
|---|---|---|---|---|---|
| ZONE C5-1 | | | | | |
| USE | TYPE | No. | LENGTH | WIDTH | AREA (SF) |
| RESIDENTIAL | P | 44.36 | 1' - 1" | 2' - 9" | 3.0 |
| RESIDENTIAL | M | 44.37 | 1' - 1" | 1' - 4" | 1.5 |
| RESIDENTIAL | M | 44.38 | 1' - 11" | 3' - 1" | 5.8 |
| RESIDENTIAL | M | 44.39 | 1' - 9" | 3' - 2" | 5.6 |
| RESIDENTIAL | P | 44.40 | 1' - 1" | 2' - 6" | 2.6 |
| RESIDENTIAL | E | 44.41 | 2' - 7" | 4' - 7" | 11.6 |
| RESIDENTIAL | P | 44.42 | 2' - 9" | 4' - 7" | 12.6 |
| RESIDENTIAL | M | 44.43 | 1' - 2" | 3' - 6" | 4.1 |
| RESIDENTIAL | P | 44.44 | 1' - 11" | 7' - 8" | 14.7 |
| RESIDENTIAL | M | 44.45 | 2' - 9" | 3' - 1" | 8.5 |
| RESIDENTIAL | P | 44.46 | 1' - 10" | 3' - 5" | 6.3 |
| RESIDENTIAL | M | 44.47 | 1' - 10" | 3' - 5" | 6.2 |
| RESIDENTIAL | E | 44.48 | 1' - 5" | 4' - 3" | 6.1 |
| RESIDENTIAL | P | 44.49 | 0' - 9" | 2' - 10" | 2.1 |
| RESIDENTIAL | P | 44.50 | 0' - 9" | 3' - 1" | 2.4 |
| RESIDENTIAL | M | 44.51 | 0' - 3" | 3' - 2" | 0.8 |
| RESIDENTIAL | P | 44.52 | 1' - 5" | 2' - 7" | 3.7 |
| RESIDENTIAL | E | 44.71 | 3' - 5" | 5' - 4" | 18.0 |
| SUBTOTAL | | | | | 474.6 |

| 44TH FLOOR DEDUCTIONS | | | | | |
|---|---|---|---|---|---|
| ZONE C5-3 MID | | | | | |
| USE | TYPE | No. | LENGTH | WIDTH | AREA (SF) |
| RESIDENTIAL | ST | 44.53 | 0' - 8" | 7' - 2" | 4.8 |
| RESIDENTIAL | M | 44.54 | 1' - 1" | 4' - 1" | 4.4 |
| RESIDENTIAL | M | 44.55 | 1' - 6" | 3' - 2" | 4.8 |
| RESIDENTIAL | ST | 44.56 | 0' - 8" | 1' - 6" | 1.0 |
| RESIDENTIAL | ST | 44.57 | 0' - 8" | 1' - 6" | 1.0 |
| RESIDENTIAL | M | 44.58 | 2' - 9" | 3' - 4" | 9.0 |
| RESIDENTIAL | M | 44.59 | 4' - 2" | 4' - 7" | 19.1 |
| RESIDENTIAL | M | 44.60 | 1' - 7" | 4' - 2" | 6.6 |
| RESIDENTIAL | M | 44.61 | 1' - 8" | 4' - 2" | 6.8 |
| RESIDENTIAL | M | 44.62 | 4' - 10" | 4' - 10" | 23.4 |
| RESIDENTIAL | M | 44.63 | 2' - 8" | 3' - 6" | 9.2 |
| RESIDENTIAL | M | 44.64 | 2' - 0" | 4' - 9" | 9.5 |
| RESIDENTIAL | P | 44.65 | 1' - 1" | 3' - 6" | 3.9 |
| RESIDENTIAL | P | 44.66 | 1' - 1" | 11' - 0" | 11.9 |
| RESIDENTIAL | P | 44.67 | 1' - 5" | 6' - 2" | 8.4 |
| RESIDENTIAL | M | 44.68 | 1' - 4" | 2' - 0" | 2.7 |
| RESIDENTIAL | P | 44.69 | 1' - 0" | 3' - 6" | 3.4 |
| RESIDENTIAL | P | 44.70 | 1' - 1" | 11' - 1" | 12.0 |
| SUBTOTAL | | | | | 141.9 |

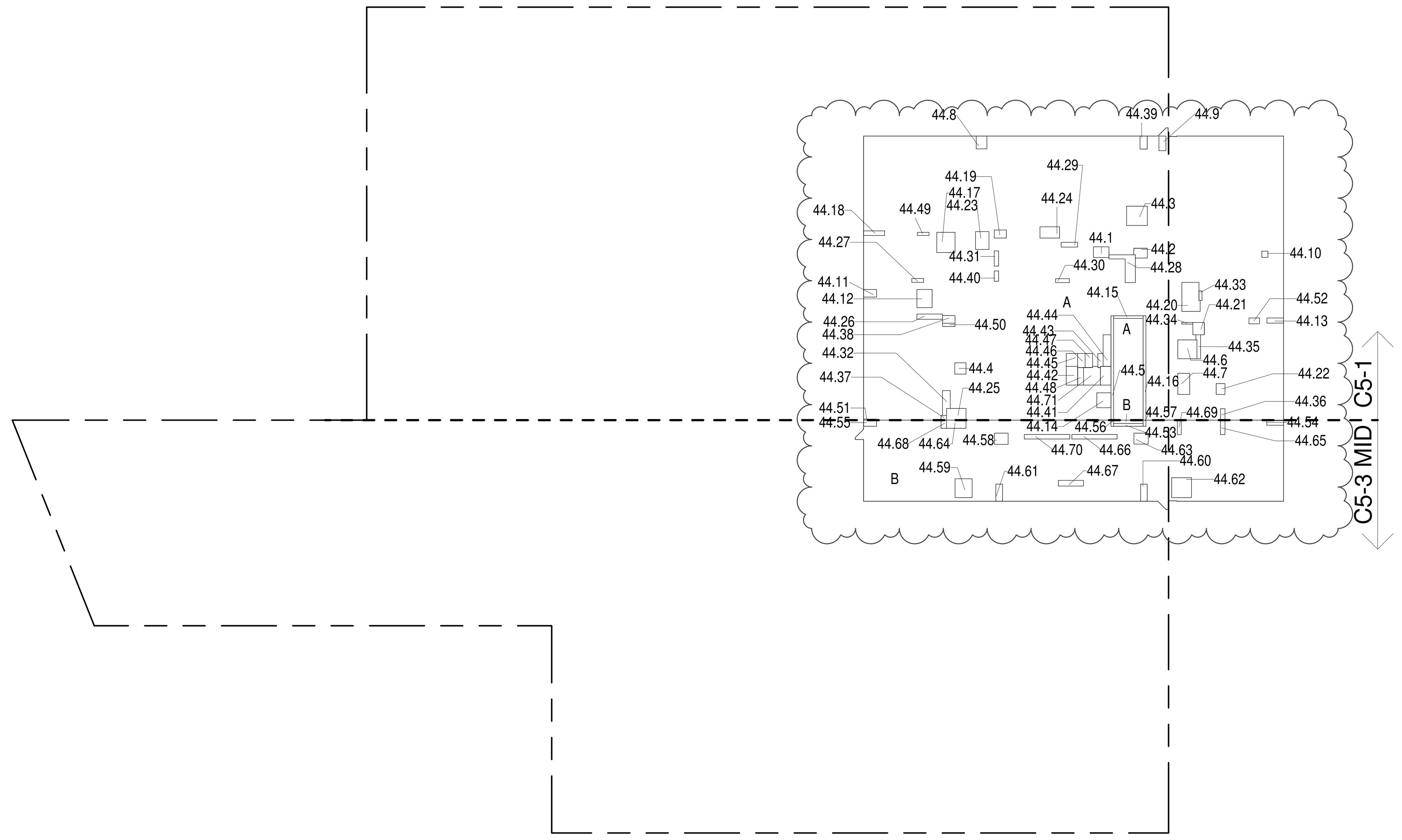


**44TH FLOOR (MFD:69TH FLOOR) GROSS FLOOR AREA PLAN AND DEDUCTIONS** (2)
3/64" = 1'-0"

| 45TH FLOOR AREA CALCULATIONS | | | | |
|---|---|---|---|---|
| ZONE C5-1 | | | | |
| USE | No. | *GFA | *DEDUCTIONS | *ZFA (SF) |
| RESIDENTIAL | | 7,061 | 465 | 6,596 |
| TOTAL | | 7,061 | 465 | 6,596 |

| 45TH FLOOR AREA CALCULATIONS | | | | |
|---|---|---|---|---|
| ZONE C5-3 MID | | | | |
| USE | No. | *GFA | *DEDUCTIONS | *ZFA (SF) |
| RESIDENTIAL | | 2,024 | 144 | 1,880 |
| TOTAL | | 2,024 | 144 | 1,880 |

| 45TH FLOOR AREA CALCULATIONS | | | |
|---|---|---|---|
| ZONE C5-1 AND C5-3 MID | | | |
| USE | *GFA | *DEDUCTIONS | *ZFA (SF) |
| RESIDENTIAL | 9,084 | 608 | 8,476 |
| TOTAL | 9,084 | 608 | 8,476 |

| 45TH FLOOR DEDUCTIONS | | | | | |
|---|---|---|---|---|---|
| ZONE C5-1 | | | | | |
| USE | TYPE | No. | LENGTH | WIDTH | AREA (SF) |
| RESIDENTIAL | M | 45.1 | 2' - 9" | 3' - 11" | 10.8 |
| RESIDENTIAL | M | 45.2 | 2' - 1" | 3' - 7" | 7.6 |
| RESIDENTIAL | M | 45.3 | 4' - 8" | 5' - 1" | 23.7 |
| RESIDENTIAL | M | 45.4 | 2' - 11" | 2' - 11" | 8.3 |
| RESIDENTIAL | ST | 45.5 | 0' - 8" | 25' - 5" | 16.9 |
| RESIDENTIAL | M | 45.6 | 4' - 7" | 4' - 8" | 21.4 |
| RESIDENTIAL | M | 45.7 | 3' - 1" | 5' - 3" | 16.3 |
| RESIDENTIAL | M | 45.8 | 2' - 9" | 3' - 2" | 8.6 |
| RESIDENTIAL | M | 45.9 | 1' - 8" | 3' - 7" | 6.0 |
| RESIDENTIAL | M | 45.10 | 1' - 6" | 1' - 6" | 2.2 |
| RESIDENTIAL | M | 45.11 | 1' - 10" | 3' - 3" | 6.0 |
| RESIDENTIAL | M | 45.12 | 3' - 8" | 4' - 6" | 16.6 |
| RESIDENTIAL | M | 45.13 | 1' - 3" | 2' - 6" | 3.2 |
| RESIDENTIAL | M | 45.14 | 3' - 5" | 3' - 8" | 12.5 |
| RESIDENTIAL | ST | 45.15 | 0' - 8" | 7' - 2" | 4.8 |
| RESIDENTIAL | ST | 45.16 | 0' - 8" | 25' - 5" | 16.9 |
| RESIDENTIAL | M | 45.17 | 4' - 5" | 4' - 11" | 21.8 |
| RESIDENTIAL | M | 45.18 | 1' - 1" | 5' - 2" | 5.6 |
| RESIDENTIAL | M | 45.19 | 2' - 1" | 3' - 1" | 6.4 |
| RESIDENTIAL | M | 45.20 | 4' - 0" | 7' - 6" | 30.1 |
| RESIDENTIAL | M | 45.21 | 3' - 1" | 3' - 1" | 9.3 |
| RESIDENTIAL | M | 45.22 | 2' - 5" | 2' - 11" | 6.9 |
| RESIDENTIAL | M | 45.23 | 3' - 4" | 4' - 5" | 14.7 |
| RESIDENTIAL | M | 45.24 | 3' - 0" | 5' - 1" | 14.9 |
| RESIDENTIAL | M | 45.25 | 2' - 10" | 4' - 10" | 13.6 |
| RESIDENTIAL | P | 45.26 | 1' - 3" | 6' - 2" | 7.9 |
| RESIDENTIAL | P | 45.27 | 0' - 10" | 2' - 11" | 2.4 |
| RESIDENTIAL | P | 45.28 | 1' - 10" | 11' - 2" | 20.5 |
| RESIDENTIAL | P | 45.29 | 1' - 2" | 4' - 0" | 4.7 |
| RESIDENTIAL | P | 45.30 | 0' - 10" | 3' - 4" | 2.7 |
| RESIDENTIAL | P | 45.31 | 1' - 1" | 4' - 3" | 4.4 |
| RESIDENTIAL | P | 45.32 | 1' - 8" | 6' - 5" | 10.6 |
| RESIDENTIAL | P | 45.33 | 0' - 9" | 2' - 4" | 1.7 |
| RESIDENTIAL | P | 45.34 | 0' - 5" | 2' - 7" | 1.1 |
| RESIDENTIAL | P | 45.35 | 0' - 11" | 5' - 11" | 5.7 |
| SUBTOTAL | | | | | |

| 45TH FLOOR DEDUCTIONS | | | | | |
|---|---|---|---|---|---|
| ZONE C5-1 | | | | | |
| USE | TYPE | No. | LENGTH | WIDTH | AREA (SF) |
| RESIDENTIAL | P | 45.36 | 1' - 1" | 2' - 9" | 3.0 |
| RESIDENTIAL | M | 45.37 | 1' - 1" | 1' - 6" | 1.7 |
| RESIDENTIAL | M | 45.38 | 1' - 11" | 3' - 1" | 5.8 |
| RESIDENTIAL | M | 45.39 | 1' - 9" | 3' - 2" | 5.6 |
| RESIDENTIAL | P | 45.40 | 1' - 1" | 1' - 5" | 1.5 |
| RESIDENTIAL | E | 45.41 | 2' - 7" | 4' - 7" | 11.6 |
| RESIDENTIAL | P | 45.42 | 2' - 9" | 4' - 7" | 12.6 |
| RESIDENTIAL | M | 45.43 | 1' - 2" | 3' - 8" | 4.3 |
| RESIDENTIAL | P | 45.44 | 1' - 11" | 7' - 8" | 14.7 |
| RESIDENTIAL | M | 45.45 | 2' - 9" | 3' - 3" | 9.0 |
| RESIDENTIAL | P | 45.46 | 1' - 10" | 3' - 7" | 6.6 |
| RESIDENTIAL | M | 45.47 | 1' - 10" | 3' - 7" | 6.5 |
| RESIDENTIAL | E | 45.48 | 1' - 5" | 4' - 3" | 6.1 |
| RESIDENTIAL | P | 45.49 | 0' - 9" | 2' - 10" | 2.1 |
| RESIDENTIAL | P | 45.50 | 0' - 9" | 3' - 1" | 2.4 |
| RESIDENTIAL | M | 45.51 | 0' - 3" | 3' - 2" | 0.8 |
| RESIDENTIAL | P | 45.52 | 1' - 4" | 2' - 7" | 3.5 |
| SUBTOTAL | | | | | 464.6 |

| 45TH FLOOR DEDUCTIONS | | | | | |
|---|---|---|---|---|---|
| ZONE C5-3 MID | | | | | |
| USE | TYPE | No. | LENGTH | WIDTH | AREA (SF) |
| RESIDENTIAL | ST | 45.53 | 0' - 8" | 7' - 2" | 4.8 |
| RESIDENTIAL | M | 45.54 | 1' - 1" | 4' - 1" | 4.4 |
| RESIDENTIAL | M | 45.55 | 1' - 6" | 3' - 2" | 4.7 |
| RESIDENTIAL | ST | 45.56 | 0' - 8" | 1' - 6" | 1.0 |
| RESIDENTIAL | ST | 45.57 | 0' - 8" | 1' - 6" | 1.0 |
| RESIDENTIAL | M | 45.58 | 2' - 11" | 3' - 7" | 10.5 |
| RESIDENTIAL | M | 45.59 | 4' - 2" | 4' - 7" | 19.1 |
| RESIDENTIAL | M | 45.60 | 1' - 7" | 4' - 2" | 6.6 |
| RESIDENTIAL | M | 45.61 | 1' - 8" | 4' - 2" | 6.8 |
| RESIDENTIAL | M | 45.62 | 4' - 10" | 5' - 0" | 24.0 |
| RESIDENTIAL | M | 45.63 | 2' - 10" | 3' - 6" | 9.9 |
| RESIDENTIAL | M | 45.64 | 2' - 0" | 4' - 10" | 9.6 |
| RESIDENTIAL | P | 45.65 | 1' - 1" | 3' - 6" | 3.9 |
| RESIDENTIAL | P | 45.66 | 1' - 1" | 11' - 0" | 11.9 |
| RESIDENTIAL | P | 45.67 | 1' - 5" | 6' - 2" | 8.4 |
| RESIDENTIAL | M | 45.68 | 1' - 6" | 2' - 0" | 3.1 |
| RESIDENTIAL | P | 45.69 | 0' - 6" | 3' - 6" | 1.8 |
| RESIDENTIAL | P | 45.70 | 1' - 1" | 11' - 1" | 12.0 |
| SUBTOTAL | | | | | 143.6 |

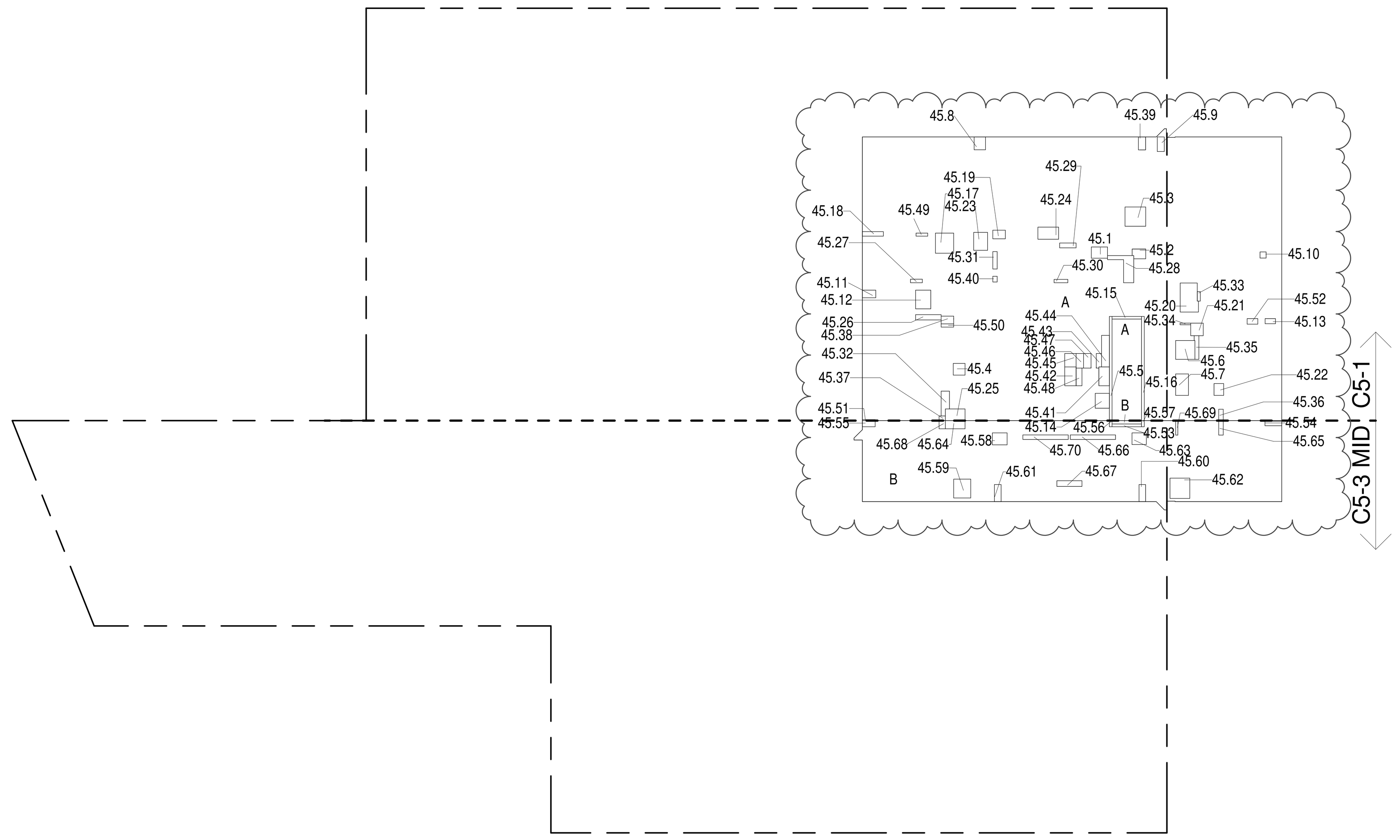


**45TH FLOOR (MFD:70TH FLOOR) GROSS FLOOR AREA PLAN AND DEDUCTIONS** (3)
3/64" = 1'-0"

ZONING AND DEDUCT LEGEND

- DEDUCTIONS
- M - MECHANICAL ROOM / RISER
- E - ELECTRICAL SHAFT / RISER
- P - PLUMBING RISER
- BG - BELOW GRADE
- O - OPENING TO BELOW
- L - LOADING BAYS
- ST - 44" RESI STAIR SHAFT (INCLUDING 8" PERIMETER)
- G - GAP FROM ADJACENT BUILDING
- DEVELOPMENT LOT LINE

* WHERE APPLICABLE, DOCUMENTED AND CALCULATED AREAS HAVE BEEN ROUNDED TO ITS NEXT SIGNIFICANT DIGIT.

** LENGTH AND WIDTH DIMENSIONS FOR COMPLEX SHAPES HAVE BEEN SIMPLIFIED TO ILLUSTRATE ONLY LARGEST OVERALL DIMENSION RESPECTIVELY. AREA DOCUMENTED IS THE EXACT AREA OF THE COMPLEX SHAPE

*** ELECTRICAL DEDUCTIONS ARE ONLY FOR ELECTRICAL RISERS. AND CLOSETS. NO DEDUCTIONS TAKEN FOR TELEPHONE CLOSETS

DEPT OF BLDGS 121328205 Job Number
ES637287508 Scan Code

KEY PLAN:

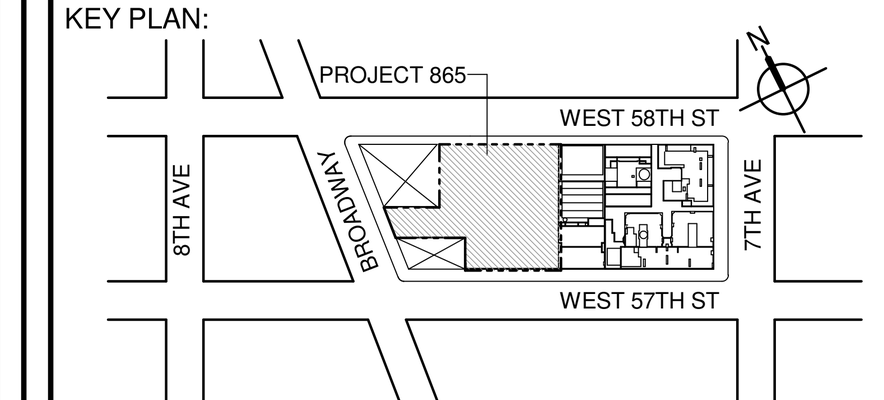


PROJECT NORTH
TRUE NORTH


DEVELOPER:
**EXTELL DEVELOPMENT COMPANY**
805 THIRD AVENUE, 7TH FLOOR
New York, NY 10022 USA
TEL: 212 712 6000 FAX: 212 712 6100

DESIGN ARCHITECT: Base Building Shell & Core
**ADRIAN SMITH + GORDON GILL ARCHITECTURE**
111 WEST MONROE STREET SUITE 2300
CHICAGO IL 60603
TEL: 312 920 1888 FAX: 312 920 1775

ARCHITECT OF RECORD: Base Building Shell & Core
**AAI ARCHITECTS, P.C.**
401 Wellington St. W., 3rd Floor
Toronto, ON M5V 1E7 Canada
TEL: 416 967 1500 FAX: 416 967 7150

STRUCTURAL ENGINEERS:
**WSP CANTOR SEINUK**
228 EAST 45th Street
New York, NY 10017 USA
TEL: 212 687 9888 FAX: 646 487 5501

MEP ENGINEERS:
**AKF GROUP**
1501 Broadway
New York, NY 10036 USA
TEL: 212 354 5656 FAX: 212 354 5668

GEOTECHNICAL ENGINEERS:
**Langan Engineering & Environmental Services**
21 Penn Plaza - 360 West 31st Street, 8th Floor
New York, NY 10001-2727
TEL: 212 479 5400 FAX: 212 479 5444

CODE CONSULTANTS:
**Construction Consulting Associates**
100 Church Street
New York, NY 10007
TEL: 212 385 1818 FAX: 212 385 1911

CURTAINWALL CONSULTANT:
**AJLP Consulting**
40 Worth Street. Suite 826
New York, NY 10013
TEL: 212 757 5659 FAX: 646 219 8508

LANDMARK/PRESERVATION CONSULTANT:
**Higgins Quasebarth & Partners LLC**
11 Hanover Square, 16th Floor
New York, NY 1005
TEL: 212 274 9468 FAX: 646 274 9380

LANDMARK/PRESERVATION CONSULTANT:
**Jan Hird Pokorny Associates, Inc.**
39 West 37th Street, 12A
New York, NY 10018
TEL: 212 759 6462 FAX: 212 759 6540


| No. | DESCRIPTION: | DATE: |
|---|---|---|
| 1 | D.O.B. SUBMISSION | 05 DEC 14 |
| 2 | D.O.B. SUBMISSION | 18 FEB 15 |
| | D.O.B. SUBMISSION | 27 APR 14 |
| | D.O.B. AMENDMENT 2 | 21 SEP 15 |
| | D.O.B. AMENDMENT 3 | 03 OCT 16 |

0 10' - 8" 21' - 4" 42' - 8"

**D.O.B. SUBMISSION**


Discrepancies must be reported immediately to the Architect before proceeding. Only figured dimensions are to be used. Contractors must check all dimensions on site. This drawing is protected by copyright.


ALL DIMENSIONS ARE SHOWN IN IMPERIAL.

CONSULTANT:
AAI ARCHITECTS, P.C.

PROJECT:
**217 WEST 57TH STREET**
NEW YORK, NY

DRAWING TITLE:
ZONING FLOOR AREA PLAN AND DEDUCTIONS
43RD, 44TH, 45TH FLOOR

SEAL & SIGNATURE:
REGISTERED ARCHITECT WIEPKE DAVID JANSEN No. 028881 STATE OF NEW YORK

| DATE: | 05 DEC 14 |
|---|---|
| PROJECT No: | 1216-00 |
| DRAWN: Author | REV: 2 |
| CHK: Checker | |
| SCALE: 3/64" = 1'-0" | |
| DWG No: | Z-023.02 |
| DOB PAGE No: | 20 of 454 |

DOB EMPLOYEE STAMP:
DOB B-SCAN:

36" x 48" Arch E -SHEET SIZE
FILE NAME:
PLOT DATE: 10/14/2016 2:00:28 PM

| 46TH FLOOR AREA CALCULATIONS | | | | |
|---|---|---|---|---|
| ZONE C5-1 | | | | |
| USE | No. | *GFA | *DEDUCTIONS | *ZFA (SF) |
| RESIDENTIAL | A | 6,929 | 6,929 | 0 |
| TOTAL | | 6,929 | 6,929 | 0 |

| 46TH FLOOR AREA CALCULATIONS | | | | |
|---|---|---|---|---|
| ZONE C5-3 MID | | | | |
| USE | No. | *GFA | *DEDUCTIONS | *ZFA (SF) |
| RESIDENTIAL | B | 1,960 | 1,960 | 0 |
| TOTAL | | 1,960 | 1,960 | 0 |

| 46TH FLOOR AREA CALCULATIONS | | | |
|---|---|---|---|
| ZONE C5-1 AND C5-3 MID | | | |
| USE | *GFA | *DEDUCTIONS | *ZFA (SF) |
| RESIDENTIAL | 8,889 | 8,889 | 0 |
| TOTAL | 8,889 | 8,889 | 0 |

| 46TH FLOOR DEDUCTIONS | | | | | |
|---|---|---|---|---|---|
| ZONE C5-1 | | | | | |
| USE | TYPE | No. | LENGTH | WIDTH | AREA (SF) |
| RESIDENTIAL | M | A | 65' - 6" | 105' - 9" | 6,929.3 |
| SUBTOTAL | | | | | 6,929.3 |

| 46TH FLOOR DEDUCTIONS | | | | | |
|---|---|---|---|---|---|
| ZONE C5-3 MID | | | | | |
| USE | TYPE | No. | LENGTH | WIDTH | AREA (SF) |
| RESIDENTIAL | M | B | 18' - 9" | 104' - 8" | 1,959.9 |
| SUBTOTAL | | | | | 1,959.9 |

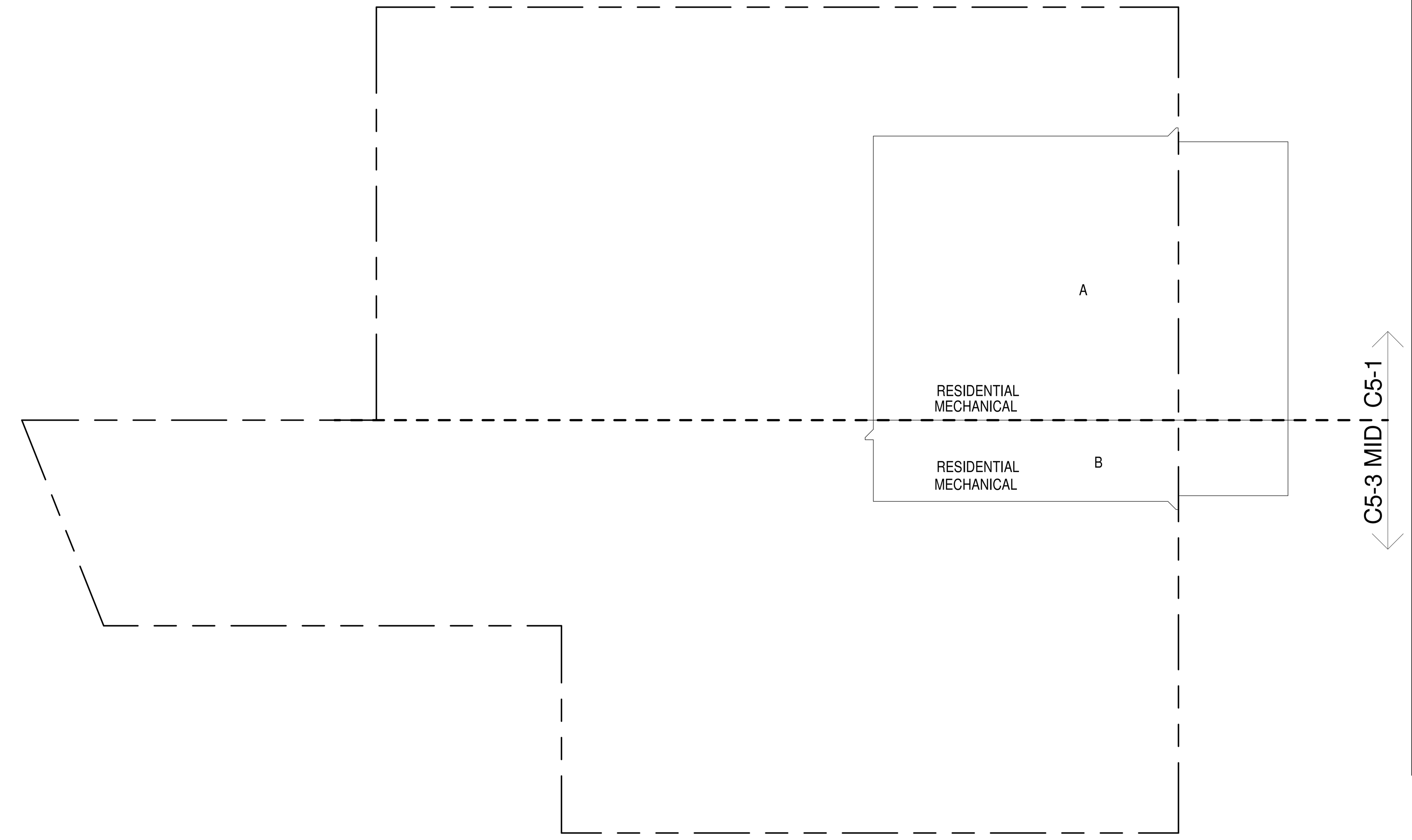


ZONING AND DEDUCT LEGEND

DEDUCTIONS

- M - MECHANICAL ROOM / RISER
- E - ELECTRICAL SHAFT / RISER
- P - PLUMBING RISER
- BG - BELOW GRADE
- O - OPENING TO BELOW
- L - LOADING BAYS
- ST - 44" RESI STAIR SHAFT (INCLUDING 8" PERIMETER)
- G - GAP FROM ADJACENT BUILDING

DEVELOPMENT LOT LINE

* WHERE APPLICABLE, DOCUMENTED AND CALCULATED AREAS HAVE BEEN ROUNDED TO ITS NEXT SIGNIFICANT DIGIT.

** LENGTH AND WIDTH DIMENSIONS FOR COMPLEX SHAPES HAVE BEEN SIMPLIFIED TO ILLUSTRATE ONLY LARGEST OVERALL DIMENSION RESPECTIVELY. AREA DOCUMENTED IS THE EXACT AREA OF THE COMPLEX SHAPE

*** ELECTRICAL DEDUCTIONS ARE ONLY FOR ELECTRICAL RISERS. AND CLOSETS. NO DEDUCTIONS TAKEN FOR TELEPHONE CLOSETS

## 46TH FLOOR MEP (MFD:71ST FLOOR) (1)

3/64" = 1'-0"

| 47TH FLOOR AREA CALCULATIONS | | | | |
|---|---|---|---|---|
| ZONE C5-1 | | | | |
| USE | No. | *GFA | *DEDUCTIONS | *ZFA (SF) |
| RESIDENTIAL | | 6,764 | 422 | 6,342 |
| TOTAL | | 6,764 | 422 | 6,342 |

| 47TH FLOOR AREA CALCULATIONS | | | | |
|---|---|---|---|---|
| ZONE C5-3 MID | | | | |
| USE | No. | *GFA | *DEDUCTIONS | *ZFA (SF) |
| RESIDENTIAL | | 2,024 | 103 | 1,921 |
| TOTAL | | 2,024 | 103 | 1,921 |

| 47TH FLOOR AREA CALCULATIONS | | | |
|---|---|---|---|
| ZONE C5-1 AND C5-3 MID | | | |
| USE | *GFA | *DEDUCTIONS | *ZFA (SF) |
| RESIDENTIAL | 8,788 | 525 | 8,263 |
| TOTAL | 8,788 | 525 | 8,263 |

| 47TH FLOOR DEDUCTIONS | | | | | |
|---|---|---|---|---|---|
| ZONE C5-1 | | | | | |
| USE | TYPE | No. | LENGTH | WIDTH | AREA (SF) |
| RESIDENTIAL | ST | 47.1 | 0' - 8" | 26' - 1" | 17.4 |
| RESIDENTIAL | M | 47.2 | 3' - 5" | 3' - 8" | 12.5 |
| RESIDENTIAL | M | 47.3 | 2' - 2" | 3' - 2" | 6.9 |
| RESIDENTIAL | M | 47.4 | 2' - 10" | 5' - 9" | 16.1 |
| RESIDENTIAL | M | 47.5 | 2' - 3" | 2' - 10" | 6.4 |
| RESIDENTIAL | M | 47.6 | 2' - 3" | 2' - 10" | 6.3 |
| RESIDENTIAL | M | 47.7 | 2' - 6" | 3' - 1" | 7.6 |
| RESIDENTIAL | M | 47.8 | 2' - 2" | 4' - 6" | 9.8 |
| RESIDENTIAL | ST | 47.9 | 0' - 8" | 26' - 1" | 17.4 |
| RESIDENTIAL | M | 47.10 | 5' - 1" | 7' - 2" | 36.2 |
| RESIDENTIAL | M | 47.11 | 3' - 7" | 3' - 11" | 13.8 |
| RESIDENTIAL | M | 47.12 | 1' - 7" | 2' - 9" | 4.4 |
| RESIDENTIAL | P | 47.13 | 0' - 7" | 4' - 9" | 2.6 |
| RESIDENTIAL | P | 47.14 | 1' - 6" | 6' - 1" | 9.2 |
| RESIDENTIAL | P | 47.15 | 2' - 6" | 5' - 5" | 13.6 |
| RESIDENTIAL | P | 47.16 | 1' - 2" | 1' - 2" | 1.3 |
| RESIDENTIAL | P | 47.17 | 0' - 8" | 5' - 1" | 3.5 |
| RESIDENTIAL | P | 47.18 | 1' - 1" | 6' - 5" | 7.1 |
| RESIDENTIAL | P | 47.19 | 1' - 0" | 6' - 10" | 7.0 |
| RESIDENTIAL | P | 47.20 | 1' - 1" | 2' - 4" | 2.6 |
| SUBTOTAL | | | | | |

| 47TH FLOOR DEDUCTIONS | | | | | |
|---|---|---|---|---|---|
| ZONE C5-1 | | | | | |
| USE | TYPE | No. | LENGTH | WIDTH | AREA (SF) |
| RESIDENTIAL | P | 47.21 | 0' - 5" | 4' - 10" | 2.2 |
| RESIDENTIAL | M | 47.22 | 1' - 5" | 4' - 6" | 6.3 |
| RESIDENTIAL | M | 47.23 | 2' - 8" | 2' - 11" | 7.5 |
| RESIDENTIAL | M | 47.24 | 2' - 8" | 5' - 4" | 14.0 |
| RESIDENTIAL | M | 47.25 | 2' - 11" | 3' - 8" | 10.5 |
| RESIDENTIAL | P | 47.26 | 0' - 8" | 3' - 7" | 2.5 |
| RESIDENTIAL | M | 47.27 | 3' - 4" | 4' - 4" | 14.3 |
| RESIDENTIAL | M | 47.28 | 1' - 2" | 1' - 5" | 1.7 |
| RESIDENTIAL | M | 47.29 | 4' - 2" | 4' - 10" | 20.0 |
| RESIDENTIAL | M | 47.30 | 4' - 7" | 4' - 7" | 20.8 |
| RESIDENTIAL | M | 47.31 | 4' - 1" | 4' - 10" | 19.6 |
| RESIDENTIAL | M | 47.32 | 4' - 8" | 5' - 3" | 24.4 |
| RESIDENTIAL | ST | 47.33 | 0' - 8" | 7' - 2" | 4.8 |
| RESIDENTIAL | E | 47.34 | 2' - 7" | 4' - 7" | 11.6 |
| RESIDENTIAL | P | 47.35 | 2' - 9" | 4' - 7" | 12.6 |
| RESIDENTIAL | M | 47.36 | 1' - 2" | 3' - 6" | 4.1 |
| RESIDENTIAL | P | 47.37 | 1' - 11" | 7' - 8" | 14.7 |
| RESIDENTIAL | M | 47.38 | 2' - 9" | 3' - 1" | 8.5 |
| RESIDENTIAL | P | 47.39 | 1' - 10" | 3' - 5" | 6.3 |
| RESIDENTIAL | M | 47.40 | 1' - 10" | 3' - 5" | 6.2 |
| RESIDENTIAL | E | 47.41 | 1' - 5" | 4' - 3" | 6.1 |
| RESIDENTIAL | P | 47.42 | 1' - 2" | 1' - 6" | 1.7 |
| SUBTOTAL | | | | | 422.2 |

| 47TH FLOOR DEDUCTIONS | | | | | |
|---|---|---|---|---|---|
| ZONE C5-3 MID | | | | | |
| USE | TYPE | No. | LENGTH | WIDTH | AREA (SF) |
| RESIDENTIAL | ST | 47.43 | 0' - 8" | 7' - 2" | 4.8 |
| RESIDENTIAL | M | 47.44 | 0' - 2" | 4' - 10" | 0.7 |
| RESIDENTIAL | ST | 47.45 | 0' - 8" | 1' - 6" | 1.0 |
| RESIDENTIAL | ST | 47.46 | 0' - 8" | 1' - 6" | 1.0 |
| RESIDENTIAL | M | 47.47 | 4' - 10" | 4' - 10" | 23.4 |
| RESIDENTIAL | P | 47.48 | 1' - 1" | 5' - 1" | 5.3 |
| RESIDENTIAL | P | 47.49 | 1' - 0" | 6' - 3" | 6.3 |
| RESIDENTIAL | P | 47.50 | 1' - 0" | 3' - 1" | 3.0 |
| RESIDENTIAL | P | 47.51 | 1' - 1" | 4' - 0" | 4.4 |
| RESIDENTIAL | M | 47.52 | 1' - 6" | 3' - 2" | 4.8 |
| RESIDENTIAL | P | 47.53 | 1' - 0" | 6' - 2" | 6.2 |
| RESIDENTIAL | M | 47.54 | 1' - 7" | 5' - 6" | 8.7 |
| RESIDENTIAL | M | 47.55 | 2' - 10" | 3' - 5" | 9.6 |
| RESIDENTIAL | M | 47.56 | 2' - 11" | 3' - 7" | 10.4 |
| RESIDENTIAL | M | 47.57 | 2' - 1" | 2' - 8" | 5.6 |
| RESIDENTIAL | M | 47.58 | 1' - 9" | 2' - 7" | 4.6 |
| RESIDENTIAL | M | 47.59 | 1' - 10" | 1' - 11" | 3.5 |
| SUBTOTAL | | | | | 103.1 |

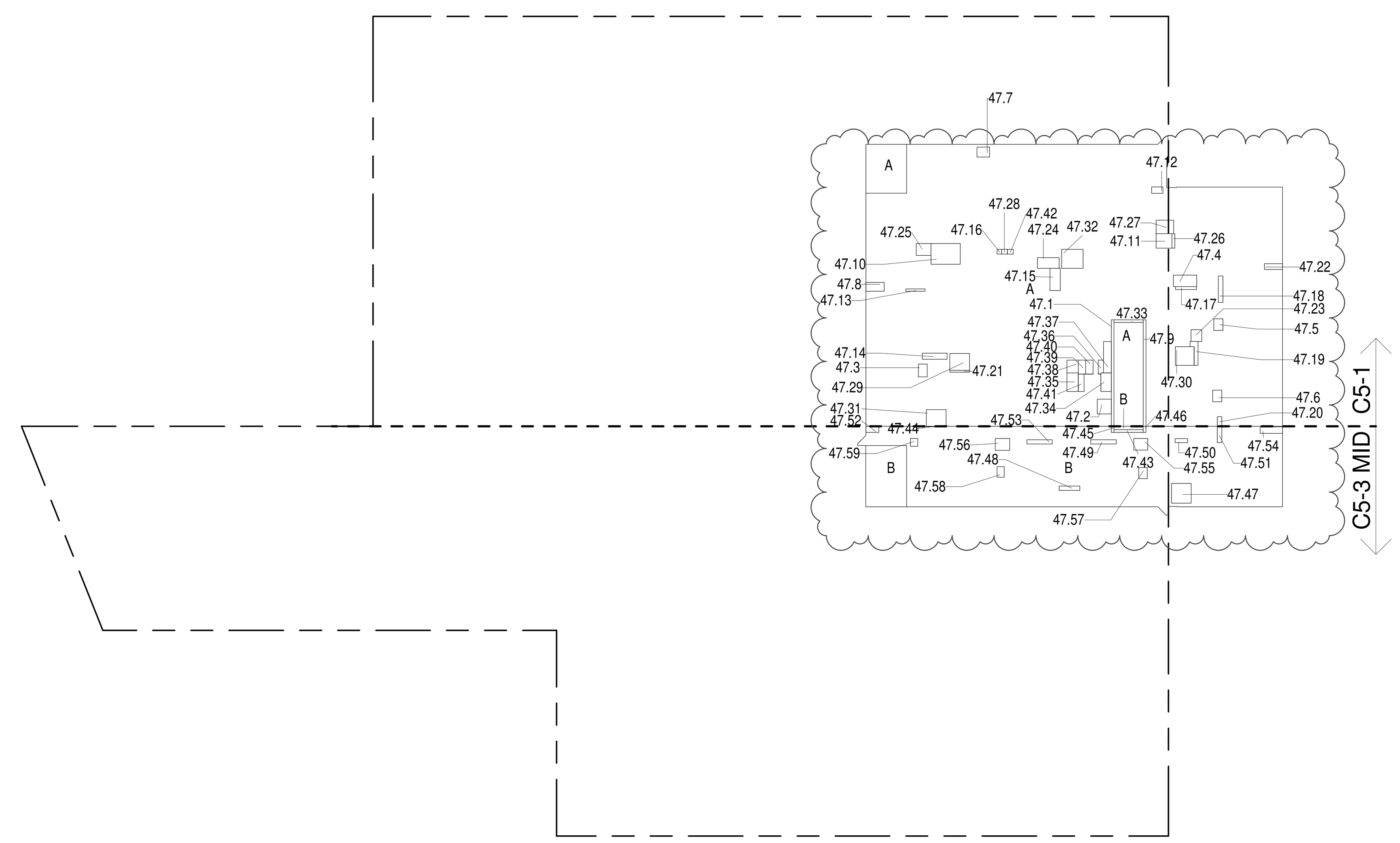


## 47TH FLOOR (MFD:77TH FLOOR) GROSS FLOOR AREA PLAN AND DEDUCTIONS (2)

3/64" = 1'-0"

| 48TH FLOOR AREA CALCULATIONS | | | | |
|---|---|---|---|---|
| ZONE C5-1 | | | | |
| USE | No. | *GFA | *DEDUCTIONS | *ZFA (SF) |
| RESIDENTIAL | | 6,644 | 440 | 6,204 |
| TOTAL | | 6,644 | 440 | 6,204 |

| 48TH FLOOR AREA CALCULATIONS | | | | |
|---|---|---|---|---|
| ZONE C5-3 MID | | | | |
| USE | No. | *GFA | *DEDUCTIONS | *ZFA (SF) |
| RESIDENTIAL | | 1,874 | 110 | 1,764 |
| TOTAL | | 1,874 | 110 | 1,764 |

| 48TH FLOOR AREA CALCULATIONS | | | |
|---|---|---|---|
| ZONE C5-1 AND C5-3 MID | | | |
| USE | *GFA | *DEDUCTIONS | *ZFA (SF) |
| RESIDENTIAL | 8,518 | 550 | 7,968 |
| TOTAL | 8,518 | 550 | 7,968 |

| 48TH FLOOR DEDUCTIONS | | | | | |
|---|---|---|---|---|---|
| ZONE C5-1 | | | | | |
| USE | TYPE | No. | LENGTH | WIDTH | AREA (SF) |
| RESIDENTIAL | ST | 48.1 | 0' - 8" | 26' - 1" | 17.4 |
| RESIDENTIAL | M | 48.2 | 3' - 5" | 3' - 8" | 12.5 |
| RESIDENTIAL | M | 48.3 | 2' - 2" | 3' - 2" | 6.9 |
| RESIDENTIAL | M | 48.4 | 2' - 10" | 5' - 9" | 16.1 |
| RESIDENTIAL | M | 48.5 | 2' - 3" | 2' - 10" | 6.4 |
| RESIDENTIAL | M | 48.6 | 2' - 3" | 2' - 10" | 6.3 |
| RESIDENTIAL | M | 48.7 | 2' - 6" | 3' - 1" | 7.6 |
| RESIDENTIAL | M | 48.8 | 2' - 2" | 4' - 6" | 9.8 |
| RESIDENTIAL | ST | 48.9 | 0' - 8" | 26' - 1" | 17.4 |
| RESIDENTIAL | M | 48.10 | 5' - 1" | 7' - 2" | 36.2 |
| RESIDENTIAL | M | 48.11 | 3' - 7" | 3' - 11" | 13.8 |
| RESIDENTIAL | M | 48.12 | 1' - 7" | 2' - 9" | 4.4 |
| RESIDENTIAL | P | 48.13 | 0' - 7" | 4' - 9" | 2.6 |
| RESIDENTIAL | P | 48.14 | 1' - 6" | 6' - 1" | 9.2 |
| RESIDENTIAL | P | 48.15 | 2' - 6" | 5' - 5" | 13.6 |
| RESIDENTIAL | P | 48.16 | 1' - 2" | 1' - 2" | 1.3 |
| RESIDENTIAL | P | 48.17 | 0' - 8" | 5' - 1" | 3.5 |
| RESIDENTIAL | P | 48.18 | 1' - 1" | 6' - 5" | 7.1 |
| RESIDENTIAL | P | 48.19 | 1' - 0" | 6' - 10" | 7.0 |
| RESIDENTIAL | P | 48.20 | 1' - 1" | 2' - 4" | 2.6 |
| SUBTOTAL | | | | | |

| 48TH FLOOR DEDUCTIONS | | | | | |
|---|---|---|---|---|---|
| ZONE C5-1 | | | | | |
| USE | TYPE | No. | LENGTH | WIDTH | AREA (SF) |
| RESIDENTIAL | P | 48.21 | 0' - 5" | 4' - 10" | 2.2 |
| RESIDENTIAL | M | 48.22 | 1' - 5" | 4' - 6" | 6.3 |
| RESIDENTIAL | M | 48.23 | 2' - 8" | 2' - 11" | 7.5 |
| RESIDENTIAL | M | 48.24 | 2' - 8" | 5' - 4" | 14.0 |
| RESIDENTIAL | M | 48.25 | 2' - 11" | 3' - 8" | 10.5 |
| RESIDENTIAL | P | 48.26 | 0' - 8" | 3' - 7" | 2.5 |
| RESIDENTIAL | M | 48.27 | 3' - 4" | 4' - 4" | 14.3 |
| RESIDENTIAL | M | 48.28 | 1' - 2" | 1' - 5" | 1.7 |
| RESIDENTIAL | M | 48.29 | 4' - 2" | 4' - 10" | 20.0 |
| RESIDENTIAL | M | 48.30 | 4' - 7" | 4' - 7" | 20.8 |
| RESIDENTIAL | M | 48.31 | 4' - 1" | 4' - 10" | 19.6 |
| RESIDENTIAL | M | 48.32 | 4' - 8" | 5' - 3" | 24.4 |
| RESIDENTIAL | ST | 48.33 | 0' - 8" | 7' - 2" | 4.8 |
| RESIDENTIAL | E | 48.34 | 2' - 7" | 4' - 7" | 11.6 |
| RESIDENTIAL | P | 48.35 | 2' - 9" | 4' - 7" | 12.6 |
| RESIDENTIAL | M | 48.36 | 1' - 2" | 3' - 6" | 4.1 |
| RESIDENTIAL | P | 48.37 | 1' - 11" | 7' - 8" | 14.7 |
| RESIDENTIAL | M | 48.38 | 2' - 9" | 3' - 1" | 8.5 |
| RESIDENTIAL | P | 48.39 | 1' - 10" | 3' - 5" | 6.3 |
| RESIDENTIAL | M | 48.40 | 1' - 10" | 3' - 5" | 6.2 |
| RESIDENTIAL | E | 48.41 | 1' - 5" | 4' - 3" | 6.1 |
| RESIDENTIAL | P | 48.42 | 1' - 2" | 1' - 6" | 1.7 |
| RESIDENTIAL | E | 48.60 | 3' - 5" | 5' - 4" | 18.0 |
| SUBTOTAL | | | | | 440.2 |

| 48TH FLOOR DEDUCTIONS | | | | | |
|---|---|---|---|---|---|
| ZONE C5-3 MID | | | | | |
| USE | TYPE | No. | LENGTH | WIDTH | AREA (SF) |
| RESIDENTIAL | ST | 48.43 | 0' - 8" | 7' - 2" | 4.8 |
| RESIDENTIAL | M | 48.44 | 0' - 2" | 4' - 10" | 0.7 |
| RESIDENTIAL | ST | 48.45 | 0' - 8" | 1' - 6" | 1.0 |
| RESIDENTIAL | ST | 48.46 | 0' - 8" | 1' - 6" | 1.0 |
| RESIDENTIAL | M | 48.47 | 4' - 10" | 4' - 10" | 23.4 |
| RESIDENTIAL | P | 48.48 | 1' - 1" | 5' - 1" | 5.3 |
| RESIDENTIAL | P | 48.49 | 1' - 0" | 6' - 3" | 6.3 |
| RESIDENTIAL | P | 48.50 | 1' - 0" | 3' - 1" | 3.0 |
| RESIDENTIAL | P | 48.51 | 1' - 1" | 4' - 0" | 4.4 |
| RESIDENTIAL | M | 48.52 | 1' - 6" | 3' - 2" | 4.8 |
| RESIDENTIAL | P | 48.53 | 1' - 0" | 6' - 2" | 6.2 |
| RESIDENTIAL | M | 48.54 | 1' - 7" | 4' - 8" | 7.3 |
| RESIDENTIAL | M | 48.55 | 2' - 10" | 3' - 5" | 9.6 |
| RESIDENTIAL | M | 48.56 | 2' - 11" | 3' - 7" | 10.4 |
| RESIDENTIAL | M | 48.57 | 2' - 1" | 4' - 8" | 9.8 |
| RESIDENTIAL | M | 48.58 | 1' - 9" | 4' - 8" | 8.2 |
| RESIDENTIAL | M | 48.59 | 1' - 10" | 1' - 11" | 3.5 |
| SUBTOTAL | | | | | 109.6 |

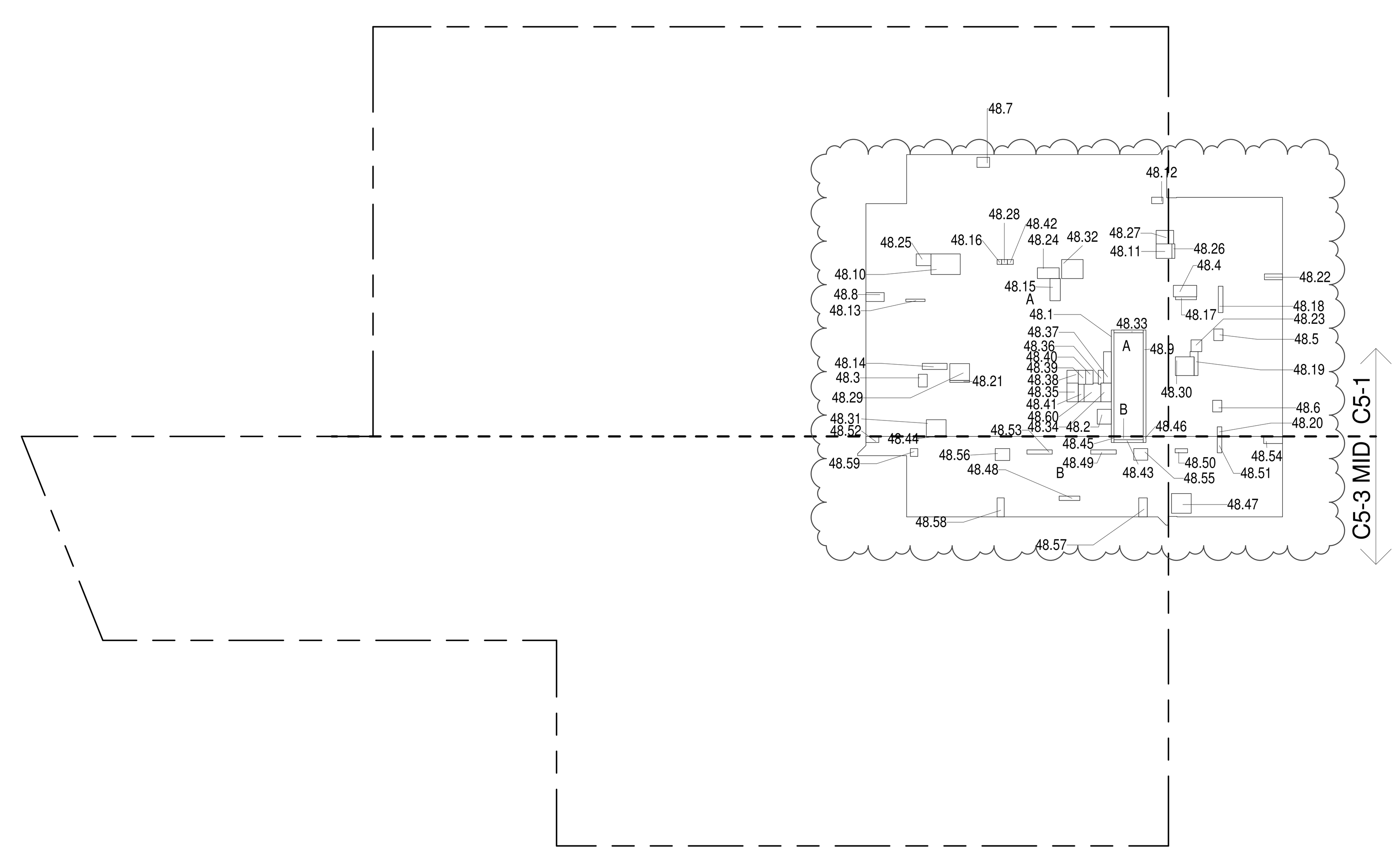


## 48TH FLOOR (MFD:78TH FLOOR) GROSS FLOOR AREA PLAN AND DEDUCTIONS (3)

3/64" = 1'-0"

DEPT OF BLDGS 121328205 Job Number
ES561235766 Scan Code

KEY PLAN:

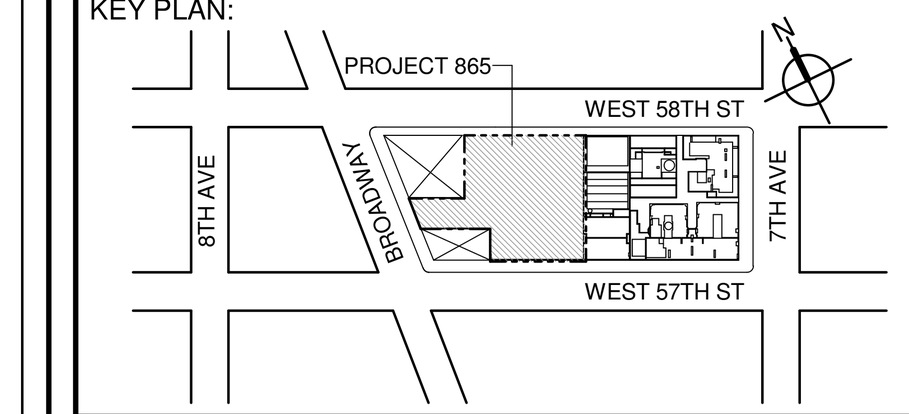


PROJECT NORTH | TRUE NORTH


DEVELOPER:
**EXTELL DEVELOPMENT COMPANY**
805 THIRD AVENUE, 7TH FLOOR
New York, NY 10022 USA
TEL: 212 712 6000 FAX: 212 712 6100

DESIGN ARCHITECT: Base Building Shell & Core
**ADRIAN SMITH + GORDON GILL ARCHITECTURE**
111 WEST MONROE STREET SUITE 2300
CHICAGO IL 60603
TEL: 312 920 1888 FAX: 312 920 1775

ARCHITECT OF RECORD: Base Building Shell & Core
**AAI ARCHITECTS, P.C.**
401 Wellington St. W., 3rd Floor
Toronto, ON M5V 1E7 Canada
TEL: 416 967 1500 FAX: 416 967 7150

STRUCTURAL ENGINEERS:
**WSP CANTOR SEINUK**
228 EAST 45th Street
New York, NY 10017 USA
TEL: 212 687 9888 FAX: 646 487 5501

MEP ENGINEERS:
**AKF GROUP**
1501 Broadway
New York, NY 10036 USA
TEL: 212 354 5656 FAX: 212 354 5668

GEOTECHNICAL ENGINEERS:
**Langan Engineering & Environmental Services**
21 Penn Plaza - 360 West 31st Street, 8th Floor
New York, NY 10001-2727
TEL: 212 479 5400 FAX: 212 479 5444

CODE CONSULTANTS:
**Construction Consulting Associates**
100 Church Street
New York, NY 10007
TEL: 212 385 1818 FAX: 212 385 1911

CURTAINWALL CONSULTANT:
**AJLP Consulting**
40 Worth Street. Suite 826
New York, NY 10013
TEL: 212 757 5659 FAX: 646 219 8508

LANDMARK/PRESERVATION CONSULTANT:
**Higgins Quasebarth & Partners LLC**
11 Hanover Square, 16th Floor
New York, NY 1005
TEL: 212 274 9468 FAX: 646 274 9380

LANDMARK/PRESERVATION CONSULTANT:
**Jan Hird Pokorny Associates, Inc.**
39 West 37th Street, 12A
New York, NY 10018
TEL: 212 759 6462 FAX: 212 759 6540


| No. | DESCRIPTION: | DATE: |
|---|---|---|
| 1 | D.O.B. SUBMISSION | 05 DEC 14 |
| 2 | D.O.B. SUBMISSION | 18 FEB 15 |
| | D.O.B. SUBMISSION | 27 APR 14 |
| | D.O.B. AMENDMENT 2 | 21 SEP 15 |
| | D.O.B. AMENDMENT 3 | 03 OCT 16 |

0 10' - 8" 21' - 4" 42' - 8"

**D.O.B. SUBMISSION**


Discrepancies must be reported immediately to the Architect before proceeding. Only figured dimensions are to be used. Contractors must check all dimensions on site. This drawing is protected by copyright.


ALL DIMENSIONS ARE SHOWN IN IMPERIAL.

CONSULTANT: AAI ARCHITECTS, P.C.

PROJECT:
**217 WEST 57TH STREET**
NEW YORK, NY

DRAWING TITLE:
ZONING FLOOR AREA PLAN AND DEDUCTIONS
46TH, 47TH, 48TH FLOOR

SEAL & SIGNATURE: REGISTERED ARCHITECT WIEPKE DAVID JANSEN No. 028881 STATE OF NEW YORK

| | |
|---|---|
| DATE: | 05 DEC 14 |
| PROJECT No: | 1216-00 |
| DRAWN: Author | REV: 2 |
| CHK: Checker | |
| SCALE: 3/64" = 1'-0" | |
| DWG No: | Z-024.02 |
| DOB PAGE No: | 21 of 454 |

DOB EMPLOYEE STAMP: | DOB B-SCAN:

36" x 48" Arch E - SHEET SIZE

FILE NAME:
PLOT DATE: 10/14/2016 2:03:32 PM

36" x 48" Arch E -SHEET SIZE

| 49TH FLOOR AREA CALCULATIONS ZONE C5-1 | | | | |
|---|---|---|---|---|
| USE | No. | *GFA | *DEDUCTIONS | *ZFA (SF) |
| RESIDENTIAL | | 6,644 | 422 | 6,222 |
| TOTAL | | 6,644 | 422 | 6,222 |

| 49TH FLOOR AREA CALCULATIONS ZONE C5-3 MID | | | | |
|---|---|---|---|---|
| USE | No. | *GFA | *DEDUCTIONS | *ZFA (SF) |
| RESIDENTIAL | | 1,874 | 110 | 1,764 |
| TOTAL | | 1,874 | 110 | 1,764 |

| 49TH FLOOR AREA CALCULATIONS ZONE C5-1 AND C5-3 MID | | | |
|---|---|---|---|
| USE | *GFA | *DEDUCTIONS | *ZFA (SF) |
| RESIDENTIAL | 8,518 | 532 | 7,986 |
| TOTAL | 8,518 | 532 | 7,986 |

| 49TH FLOOR DEDUCTIONS ZONE C5-1 | | | | | |
|---|---|---|---|---|---|
| USE | TYPE | No. | LENGTH | WIDTH | AREA (SF) |
| RESIDENTIAL | ST | 49.1 | 0' - 8" | 26' - 1" | 17.4 |
| RESIDENTIAL | M | 49.2 | 3' - 5" | 3' - 8" | 12.5 |
| RESIDENTIAL | M | 49.3 | 2' - 2" | 3' - 2" | 6.9 |
| RESIDENTIAL | M | 49.4 | 2' - 10" | 5' - 9" | 16.1 |
| RESIDENTIAL | M | 49.5 | 2' - 3" | 2' - 10" | 6.4 |
| RESIDENTIAL | M | 49.6 | 2' - 3" | 2' - 10" | 6.3 |
| RESIDENTIAL | M | 49.7 | 2' - 6" | 3' - 1" | 7.6 |
| RESIDENTIAL | M | 49.8 | 2' - 2" | 4' - 6" | 9.8 |
| RESIDENTIAL | ST | 49.9 | 0' - 8" | 26' - 1" | 17.4 |
| RESIDENTIAL | M | 49.10 | 5' - 1" | 7' - 2" | 36.2 |
| RESIDENTIAL | M | 49.11 | 3' - 7" | 3' - 11" | 13.8 |
| RESIDENTIAL | M | 49.12 | 1' - 7" | 2' - 9" | 4.4 |
| RESIDENTIAL | P | 49.13 | 0' - 7" | 4' - 9" | 2.6 |
| RESIDENTIAL | P | 49.14 | 1' - 6" | 6' - 1" | 9.2 |
| RESIDENTIAL | P | 49.15 | 2' - 6" | 5' - 5" | 13.6 |
| RESIDENTIAL | P | 49.16 | 1' - 2" | 1' - 2" | 1.3 |
| RESIDENTIAL | P | 49.17 | 0' - 8" | 5' - 1" | 3.5 |
| RESIDENTIAL | P | 49.18 | 1' - 1" | 6' - 5" | 7.1 |
| RESIDENTIAL | P | 49.19 | 1' - 0" | 6' - 10" | 7.0 |
| RESIDENTIAL | P | 49.20 | 1' - 1" | 2' - 4" | 2.6 |
| RESIDENTIAL | P | 49.21 | 0' - 5" | 4' - 10" | 2.2 |
| RESIDENTIAL | M | 49.22 | 1' - 5" | 4' - 6" | 6.3 |
| RESIDENTIAL | M | 49.23 | 2' - 8" | 2' - 11" | 7.5 |
| RESIDENTIAL | M | 49.24 | 2' - 8" | 5' - 4" | 14.0 |
| RESIDENTIAL | M | 49.25 | 2' - 11" | 3' - 8" | 10.5 |
| RESIDENTIAL | P | 49.26 | 0' - 8" | 3' - 7" | 2.5 |
| RESIDENTIAL | M | 49.27 | 3' - 4" | 4' - 4" | 14.3 |
| RESIDENTIAL | M | 49.28 | 1' - 2" | 1' - 5" | 1.7 |
| RESIDENTIAL | M | 49.29 | 4' - 2" | 4' - 10" | 20.0 |
| RESIDENTIAL | M | 49.30 | 4' - 7" | 4' - 7" | 20.8 |
| RESIDENTIAL | M | 49.31 | 4' - 1" | 4' - 10" | 19.6 |
| RESIDENTIAL | M | 49.32 | 4' - 8" | 5' - 3" | 24.4 |
| RESIDENTIAL | ST | 49.33 | 0' - 8" | 7' - 2" | 4.8 |
| RESIDENTIAL | E | 49.34 | 2' - 7" | 4' - 7" | 11.6 |
| RESIDENTIAL | P | 49.35 | 2' - 9" | 4' - 7" | 12.6 |
| SUBTOTAL | | | | | |

| 49TH FLOOR DEDUCTIONS ZONE C5-1 | | | | | |
|---|---|---|---|---|---|
| USE | TYPE | No. | LENGTH | WIDTH | AREA (SF) |
| RESIDENTIAL | M | 49.36 | 1' - 2" | 3' - 6" | 4.1 |
| RESIDENTIAL | P | 49.37 | 1' - 11" | 7' - 8" | 14.7 |
| RESIDENTIAL | M | 49.38 | 2' - 9" | 3' - 1" | 8.5 |
| RESIDENTIAL | P | 49.39 | 1' - 10" | 3' - 5" | 6.3 |
| RESIDENTIAL | M | 49.40 | 1' - 10" | 3' - 5" | 6.2 |
| RESIDENTIAL | E | 49.41 | 1' - 5" | 4' - 3" | 6.1 |
| RESIDENTIAL | P | 49.42 | 1' - 2" | 1' - 6" | 1.7 |
| SUBTOTAL | | | | | 422.2 |

| 49TH FLOOR DEDUCTIONS ZONE C5-3 MID | | | | | |
|---|---|---|---|---|---|
| USE | TYPE | No. | LENGTH | WIDTH | AREA (SF) |
| RESIDENTIAL | ST | 49.43 | 0' - 8" | 7' - 2" | 4.8 |
| RESIDENTIAL | M | 49.44 | 0' - 2" | 4' - 10" | 0.7 |
| RESIDENTIAL | ST | 49.45 | 0' - 8" | 1' - 6" | 1.0 |
| RESIDENTIAL | ST | 49.46 | 0' - 8" | 1' - 6" | 1.0 |
| RESIDENTIAL | M | 49.47 | 4' - 10" | 4' - 10" | 23.4 |
| RESIDENTIAL | P | 49.48 | 1' - 1" | 5' - 1" | 5.3 |
| RESIDENTIAL | P | 49.49 | 1' - 0" | 6' - 3" | 6.3 |
| RESIDENTIAL | P | 49.50 | 1' - 0" | 3' - 1" | 3.0 |
| RESIDENTIAL | P | 49.51 | 1' - 1" | 4' - 0" | 4.4 |
| RESIDENTIAL | M | 49.52 | 1' - 6" | 3' - 2" | 4.8 |
| RESIDENTIAL | P | 49.53 | 1' - 0" | 6' - 2" | 6.2 |
| RESIDENTIAL | M | 49.54 | 1' - 7" | 4' - 8" | 7.3 |
| RESIDENTIAL | M | 49.55 | 2' - 10" | 3' - 5" | 9.6 |
| RESIDENTIAL | M | 49.56 | 2' - 11" | 3' - 7" | 10.4 |
| RESIDENTIAL | M | 49.57 | 2' - 1" | 4' - 8" | 9.8 |
| RESIDENTIAL | M | 49.58 | 1' - 9" | 4' - 8" | 8.2 |
| RESIDENTIAL | M | 49.59 | 1' - 10" | 1' - 11" | 3.5 |
| SUBTOTAL | | | | | 109.6 |

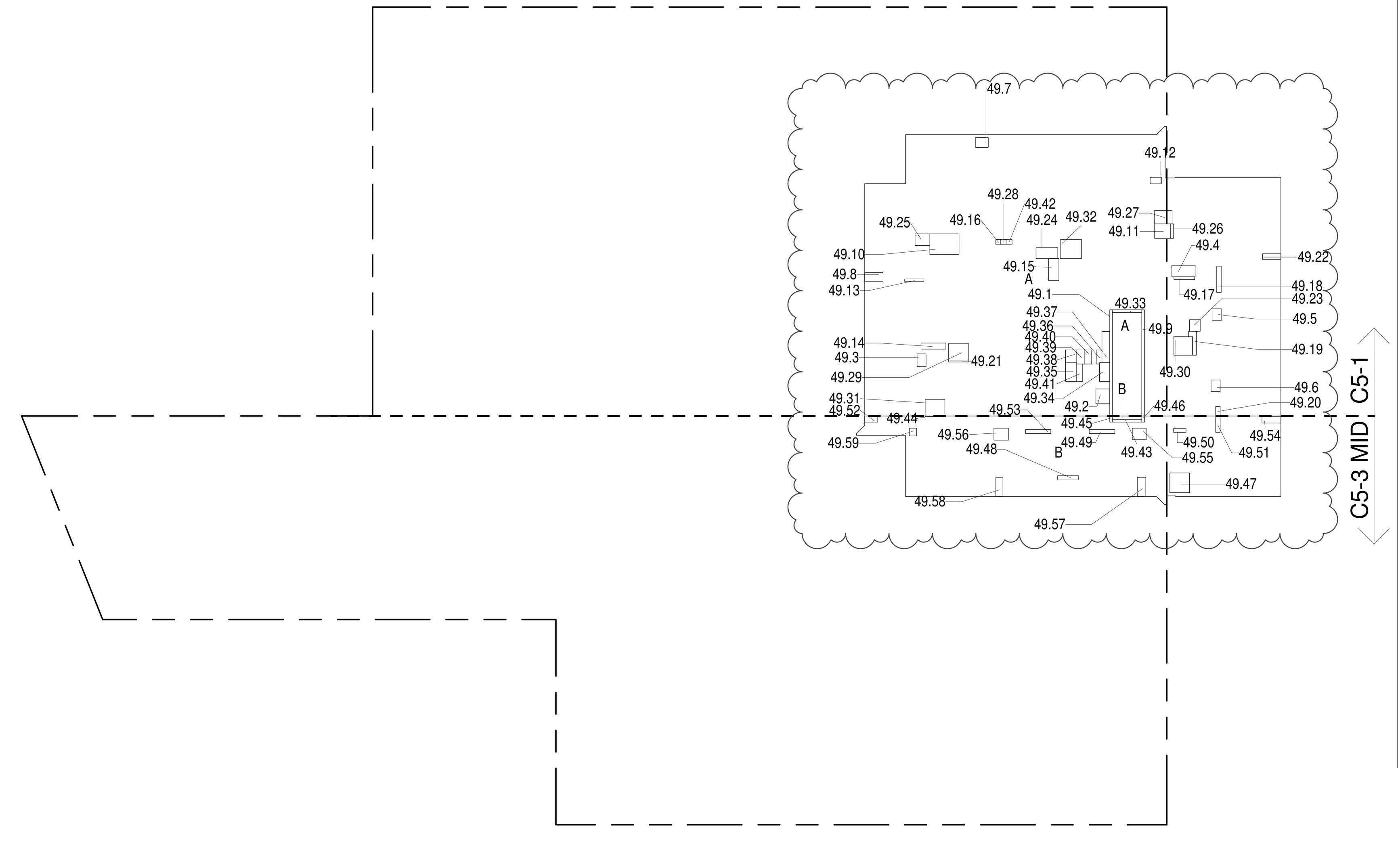


49TH FLOOR (MFD:79TH FLOOR) GROSS FLOOR AREA PLAN AND DEDUCTIONS 1
3/64" = 1'-0"

| 50TH FLOOR AREA CALCULATIONS ZONE C5-1 | | | | |
|---|---|---|---|---|
| USE | No. | *GFA | *DEDUCTIONS | *ZFA (SF) |
| RESIDENTIAL | | 6,644 | 422 | 6,222 |
| TOTAL | | 6,644 | 422 | 6,222 |

| 50TH FLOOR AREA CALCULATIONS ZONE C5-3 MID | | | | |
|---|---|---|---|---|
| USE | No. | *GFA | *DEDUCTIONS | *ZFA (SF) |
| RESIDENTIAL | | 1,874 | 110 | 1,764 |
| TOTAL | | 1,874 | 110 | 1,764 |

| 50TH FLOOR AREA CALCULATIONS ZONE C5-1 AND C5-3 MID | | | |
|---|---|---|---|
| USE | *GFA | *DEDUCTIONS | *ZFA (SF) |
| RESIDENTIAL | 8,518 | 532 | 7,986 |
| TOTAL | 8,518 | 532 | 7,986 |

| 50TH FLOOR DEDUCTIONS ZONE C5-1 | | | | | |
|---|---|---|---|---|---|
| USE | TYPE | No. | LENGTH | WIDTH | AREA (SF) |
| RESIDENTIAL | ST | 50.1 | 0' - 8" | 26' - 1" | 17.4 |
| RESIDENTIAL | M | 50.2 | 3' - 5" | 3' - 8" | 12.5 |
| RESIDENTIAL | M | 50.3 | 2' - 2" | 3' - 2" | 6.9 |
| RESIDENTIAL | M | 50.4 | 2' - 10" | 5' - 9" | 16.1 |
| RESIDENTIAL | M | 50.5 | 2' - 3" | 2' - 10" | 6.4 |
| RESIDENTIAL | M | 50.6 | 2' - 3" | 2' - 10" | 6.3 |
| RESIDENTIAL | M | 50.7 | 2' - 6" | 3' - 1" | 7.6 |
| RESIDENTIAL | M | 50.8 | 2' - 2" | 4' - 6" | 9.8 |
| RESIDENTIAL | ST | 50.9 | 0' - 8" | 26' - 1" | 17.4 |
| RESIDENTIAL | M | 50.10 | 5' - 1" | 7' - 2" | 36.2 |
| RESIDENTIAL | M | 50.11 | 3' - 7" | 3' - 11" | 13.8 |
| RESIDENTIAL | M | 50.12 | 1' - 7" | 2' - 9" | 4.4 |
| RESIDENTIAL | P | 50.13 | 0' - 7" | 4' - 9" | 2.6 |
| RESIDENTIAL | P | 50.14 | 1' - 6" | 6' - 1" | 9.2 |
| RESIDENTIAL | P | 50.15 | 2' - 6" | 5' - 5" | 13.6 |
| RESIDENTIAL | P | 50.16 | 1' - 2" | 1' - 2" | 1.3 |
| RESIDENTIAL | P | 50.17 | 0' - 8" | 5' - 1" | 3.5 |
| RESIDENTIAL | P | 50.18 | 1' - 1" | 6' - 5" | 7.1 |
| RESIDENTIAL | P | 50.19 | 1' - 0" | 6' - 10" | 7.0 |
| RESIDENTIAL | P | 50.20 | 1' - 1" | 2' - 4" | 2.6 |
| RESIDENTIAL | P | 50.21 | 0' - 5" | 4' - 10" | 2.2 |
| RESIDENTIAL | M | 50.22 | 1' - 5" | 4' - 6" | 6.3 |
| RESIDENTIAL | M | 50.23 | 2' - 8" | 2' - 11" | 7.5 |
| RESIDENTIAL | M | 50.24 | 2' - 8" | 5' - 4" | 14.0 |
| RESIDENTIAL | M | 50.25 | 2' - 11" | 3' - 8" | 10.5 |
| RESIDENTIAL | P | 50.26 | 0' - 8" | 3' - 7" | 2.5 |
| RESIDENTIAL | M | 50.27 | 3' - 4" | 4' - 4" | 14.3 |
| RESIDENTIAL | M | 50.28 | 1' - 2" | 1' - 5" | 1.7 |
| RESIDENTIAL | M | 50.29 | 4' - 2" | 4' - 10" | 20.0 |
| RESIDENTIAL | M | 50.30 | 4' - 7" | 4' - 7" | 20.8 |
| RESIDENTIAL | M | 50.31 | 4' - 1" | 4' - 10" | 19.6 |
| RESIDENTIAL | M | 50.32 | 4' - 8" | 5' - 3" | 24.4 |
| RESIDENTIAL | ST | 50.33 | 0' - 8" | 7' - 2" | 4.8 |
| RESIDENTIAL | E | 50.34 | 2' - 7" | 4' - 7" | 11.6 |
| RESIDENTIAL | P | 50.35 | 2' - 9" | 4' - 7" | 12.6 |
| SUBTOTAL | | | | | |

| 50TH FLOOR DEDUCTIONS ZONE C5-1 | | | | | |
|---|---|---|---|---|---|
| USE | TYPE | No. | LENGTH | WIDTH | AREA (SF) |
| RESIDENTIAL | M | 50.36 | 1' - 2" | 3' - 6" | 4.1 |
| RESIDENTIAL | P | 50.37 | 1' - 11" | 7' - 8" | 14.7 |
| RESIDENTIAL | M | 50.38 | 2' - 9" | 3' - 1" | 8.5 |
| RESIDENTIAL | P | 50.39 | 1' - 10" | 3' - 5" | 6.3 |
| RESIDENTIAL | M | 50.40 | 1' - 10" | 3' - 5" | 6.2 |
| RESIDENTIAL | E | 50.41 | 1' - 5" | 4' - 3" | 6.1 |
| RESIDENTIAL | P | 50.42 | 1' - 2" | 1' - 6" | 1.7 |
| SUBTOTAL | | | | | 422.2 |

| 50TH FLOOR DEDUCTIONS ZONE C5-3 MID | | | | | |
|---|---|---|---|---|---|
| USE | TYPE | No. | LENGTH | WIDTH | AREA (SF) |
| RESIDENTIAL | ST | 50.43 | 0' - 8" | 7' - 2" | 4.8 |
| RESIDENTIAL | M | 50.44 | 0' - 2" | 4' - 10" | 0.7 |
| RESIDENTIAL | ST | 50.45 | 0' - 8" | 1' - 6" | 1.0 |
| RESIDENTIAL | ST | 50.46 | 0' - 8" | 1' - 6" | 1.0 |
| RESIDENTIAL | M | 50.47 | 4' - 10" | 4' - 10" | 23.4 |
| RESIDENTIAL | P | 50.48 | 1' - 1" | 5' - 1" | 5.3 |
| RESIDENTIAL | P | 50.49 | 1' - 0" | 6' - 3" | 6.3 |
| RESIDENTIAL | P | 50.50 | 1' - 0" | 3' - 1" | 3.0 |
| RESIDENTIAL | P | 50.51 | 1' - 1" | 4' - 0" | 4.4 |
| RESIDENTIAL | M | 50.52 | 1' - 6" | 3' - 2" | 4.8 |
| RESIDENTIAL | P | 50.53 | 1' - 0" | 6' - 2" | 6.2 |
| RESIDENTIAL | M | 50.54 | 1' - 7" | 4' - 8" | 7.3 |
| RESIDENTIAL | M | 50.55 | 2' - 10" | 3' - 5" | 9.6 |
| RESIDENTIAL | M | 50.56 | 2' - 11" | 3' - 7" | 10.4 |
| RESIDENTIAL | M | 50.57 | 2' - 1" | 4' - 8" | 9.8 |
| RESIDENTIAL | M | 50.58 | 1' - 9" | 4' - 8" | 8.2 |
| RESIDENTIAL | M | 50.59 | 1' - 10" | 1' - 11" | 3.5 |
| SUBTOTAL | | | | | 109.6 |

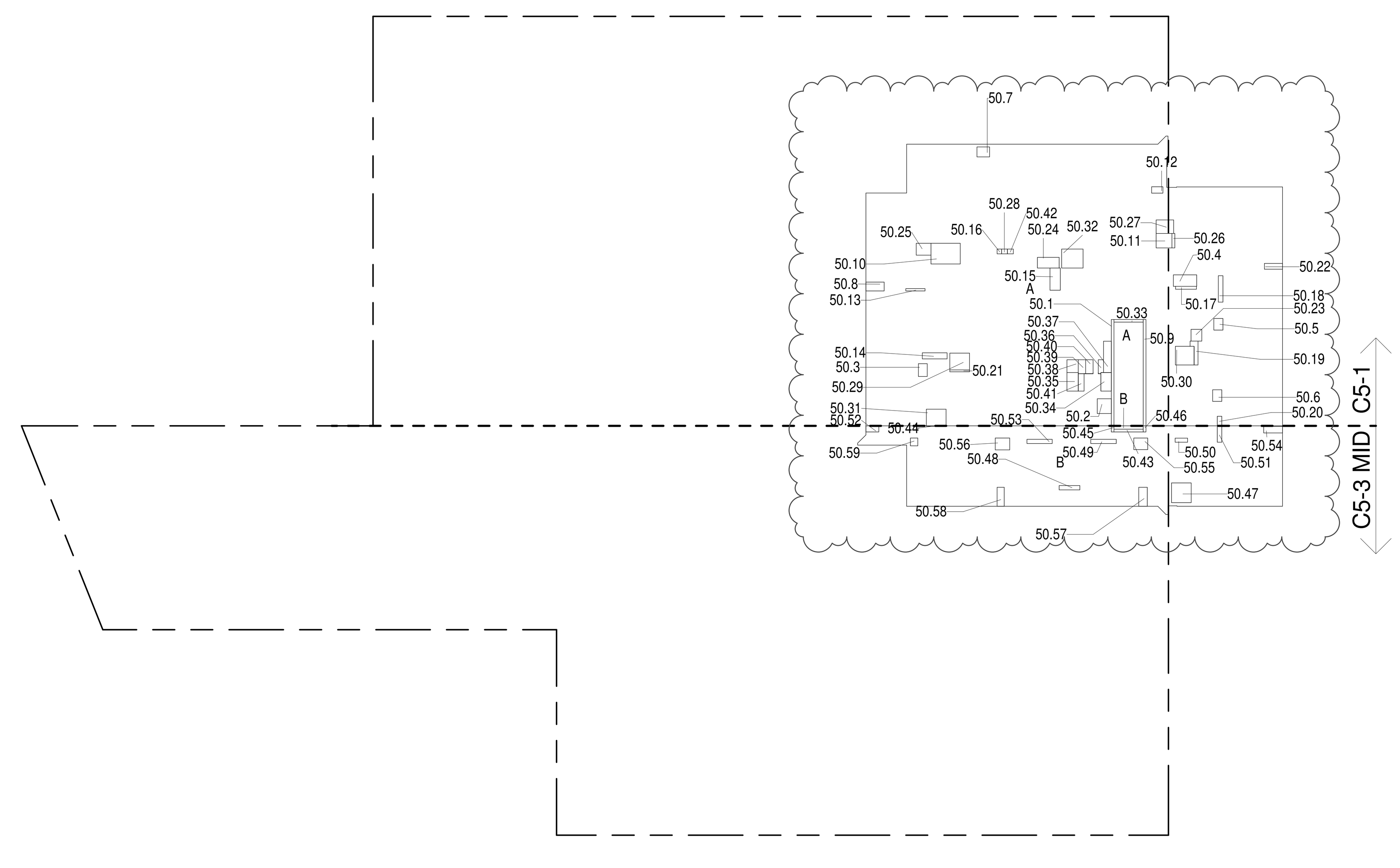


50TH FLOOR (MFD:80TH FLOOR) GROSS FLOOR AREA PLAN AND DEDUCTIONS 2
3/64" = 1'-0"

| 51ST FLOOR AREA CALCULATIONS ZONE C5-1 | | | | |
|---|---|---|---|---|
| USE | No. | *GFA | *DEDUCTIONS | *ZFA (SF) |
| RESIDENTIAL | | 6,644 | 440 | 6,204 |
| TOTAL | | 6,644 | 440 | 6,204 |

| 51ST FLOOR AREA CALCULATIONS ZONE C5-3 MID | | | | |
|---|---|---|---|---|
| USE | No. | *GFA | *DEDUCTIONS | *ZFA (SF) |
| RESIDENTIAL | | 1,874 | 110 | 1,764 |
| TOTAL | | 1,874 | 110 | 1,764 |

| 51ST FLOOR AREA CALCULATIONS ZONE C5-1 AND C5-3 MID | | | |
|---|---|---|---|
| USE | *GFA | *DEDUCTIONS | *ZFA (SF) |
| RESIDENTIAL | 8,518 | 550 | 7,968 |
| TOTAL | 8,518 | 550 | 7,968 |

| 51ST FLOOR DEDUCTIONS ZONE C5-1 | | | | | |
|---|---|---|---|---|---|
| USE | TYPE | No. | LENGTH | WIDTH | AREA (SF) |
| RESIDENTIAL | ST | 51.1 | 0' - 8" | 26' - 1" | 17.4 |
| RESIDENTIAL | M | 51.2 | 3' - 5" | 3' - 8" | 12.5 |
| RESIDENTIAL | M | 51.3 | 2' - 2" | 3' - 2" | 6.9 |
| RESIDENTIAL | M | 51.4 | 2' - 10" | 5' - 9" | 16.1 |
| RESIDENTIAL | M | 51.5 | 2' - 3" | 2' - 10" | 6.4 |
| RESIDENTIAL | M | 51.6 | 2' - 3" | 2' - 10" | 6.3 |
| RESIDENTIAL | M | 51.7 | 2' - 6" | 3' - 1" | 7.6 |
| RESIDENTIAL | M | 51.8 | 2' - 2" | 4' - 6" | 9.8 |
| RESIDENTIAL | ST | 51.9 | 0' - 8" | 26' - 1" | 17.4 |
| RESIDENTIAL | M | 51.10 | 5' - 1" | 7' - 2" | 36.2 |
| RESIDENTIAL | M | 51.11 | 3' - 7" | 3' - 11" | 13.8 |
| RESIDENTIAL | M | 51.12 | 1' - 7" | 2' - 9" | 4.4 |
| RESIDENTIAL | P | 51.13 | 0' - 7" | 4' - 9" | 2.6 |
| RESIDENTIAL | P | 51.14 | 1' - 6" | 6' - 1" | 9.2 |
| RESIDENTIAL | P | 51.15 | 2' - 6" | 5' - 5" | 13.6 |
| RESIDENTIAL | P | 51.16 | 1' - 2" | 1' - 2" | 1.3 |
| RESIDENTIAL | P | 51.17 | 0' - 8" | 5' - 1" | 3.5 |
| RESIDENTIAL | P | 51.18 | 1' - 1" | 6' - 5" | 7.1 |
| RESIDENTIAL | P | 51.19 | 1' - 0" | 6' - 10" | 7.0 |
| RESIDENTIAL | P | 51.20 | 1' - 1" | 2' - 4" | 2.6 |
| RESIDENTIAL | P | 51.21 | 0' - 5" | 4' - 10" | 2.2 |
| RESIDENTIAL | M | 51.22 | 1' - 5" | 4' - 6" | 6.3 |
| RESIDENTIAL | M | 51.23 | 2' - 8" | 2' - 11" | 7.5 |
| RESIDENTIAL | M | 51.24 | 2' - 8" | 5' - 4" | 14.0 |
| RESIDENTIAL | M | 51.25 | 2' - 11" | 3' - 8" | 10.5 |
| RESIDENTIAL | P | 51.26 | 0' - 8" | 3' - 7" | 2.5 |
| RESIDENTIAL | M | 51.27 | 3' - 4" | 4' - 4" | 14.3 |
| RESIDENTIAL | M | 51.28 | 1' - 2" | 1' - 5" | 1.7 |
| RESIDENTIAL | M | 51.29 | 4' - 2" | 4' - 10" | 20.0 |
| RESIDENTIAL | M | 51.30 | 4' - 7" | 4' - 7" | 20.8 |
| RESIDENTIAL | M | 51.31 | 4' - 1" | 4' - 10" | 19.6 |
| RESIDENTIAL | M | 51.32 | 4' - 8" | 5' - 3" | 24.4 |
| RESIDENTIAL | ST | 51.33 | 0' - 8" | 7' - 2" | 4.8 |
| RESIDENTIAL | E | 51.34 | 2' - 7" | 4' - 7" | 11.6 |
| RESIDENTIAL | P | 51.35 | 2' - 9" | 4' - 7" | 12.6 |
| SUBTOTAL | | | | | |

| 51ST FLOOR DEDUCTIONS ZONE C5-1 | | | | | |
|---|---|---|---|---|---|
| USE | TYPE | No. | LENGTH | WIDTH | AREA (SF) |
| RESIDENTIAL | M | 51.36 | 1' - 2" | 3' - 6" | 4.1 |
| RESIDENTIAL | P | 51.37 | 1' - 11" | 7' - 8" | 14.7 |
| RESIDENTIAL | M | 51.38 | 2' - 9" | 3' - 1" | 8.5 |
| RESIDENTIAL | P | 51.39 | 1' - 10" | 3' - 5" | 6.3 |
| RESIDENTIAL | M | 51.40 | 1' - 10" | 3' - 5" | 6.2 |
| RESIDENTIAL | E | 51.41 | 1' - 5" | 4' - 3" | 6.1 |
| RESIDENTIAL | P | 51.42 | 1' - 2" | 1' - 6" | 1.7 |
| RESIDENTIAL | E | 51.60 | 3' - 5" | 5' - 4" | 18.0 |
| SUBTOTAL | | | | | 440.2 |

| 51ST FLOOR DEDUCTIONS ZONE C5-3 MID | | | | | |
|---|---|---|---|---|---|
| USE | TYPE | No. | LENGTH | WIDTH | AREA (SF) |
| RESIDENTIAL | ST | 51.43 | 0' - 8" | 7' - 2" | 4.8 |
| RESIDENTIAL | M | 51.44 | 0' - 2" | 4' - 10" | 0.7 |
| RESIDENTIAL | ST | 51.45 | 0' - 8" | 1' - 6" | 1.0 |
| RESIDENTIAL | ST | 51.46 | 0' - 8" | 1' - 6" | 1.0 |
| RESIDENTIAL | M | 51.47 | 4' - 10" | 4' - 10" | 23.4 |
| RESIDENTIAL | P | 51.48 | 1' - 1" | 5' - 1" | 5.3 |
| RESIDENTIAL | P | 51.49 | 1' - 0" | 6' - 3" | 6.3 |
| RESIDENTIAL | P | 51.50 | 1' - 0" | 3' - 1" | 3.0 |
| RESIDENTIAL | P | 51.51 | 1' - 1" | 4' - 0" | 4.4 |
| RESIDENTIAL | M | 51.52 | 1' - 6" | 3' - 2" | 4.8 |
| RESIDENTIAL | P | 51.53 | 1' - 0" | 6' - 2" | 6.2 |
| RESIDENTIAL | M | 51.54 | 1' - 7" | 4' - 8" | 7.3 |
| RESIDENTIAL | M | 51.55 | 2' - 10" | 3' - 5" | 9.6 |
| RESIDENTIAL | M | 51.56 | 2' - 11" | 3' - 7" | 10.4 |
| RESIDENTIAL | M | 51.57 | 2' - 1" | 4' - 8" | 9.8 |
| RESIDENTIAL | M | 51.58 | 1' - 9" | 4' - 8" | 8.2 |
| RESIDENTIAL | M | 51.59 | 1' - 10" | 1' - 11" | 3.5 |
| SUBTOTAL | | | | | 109.6 |

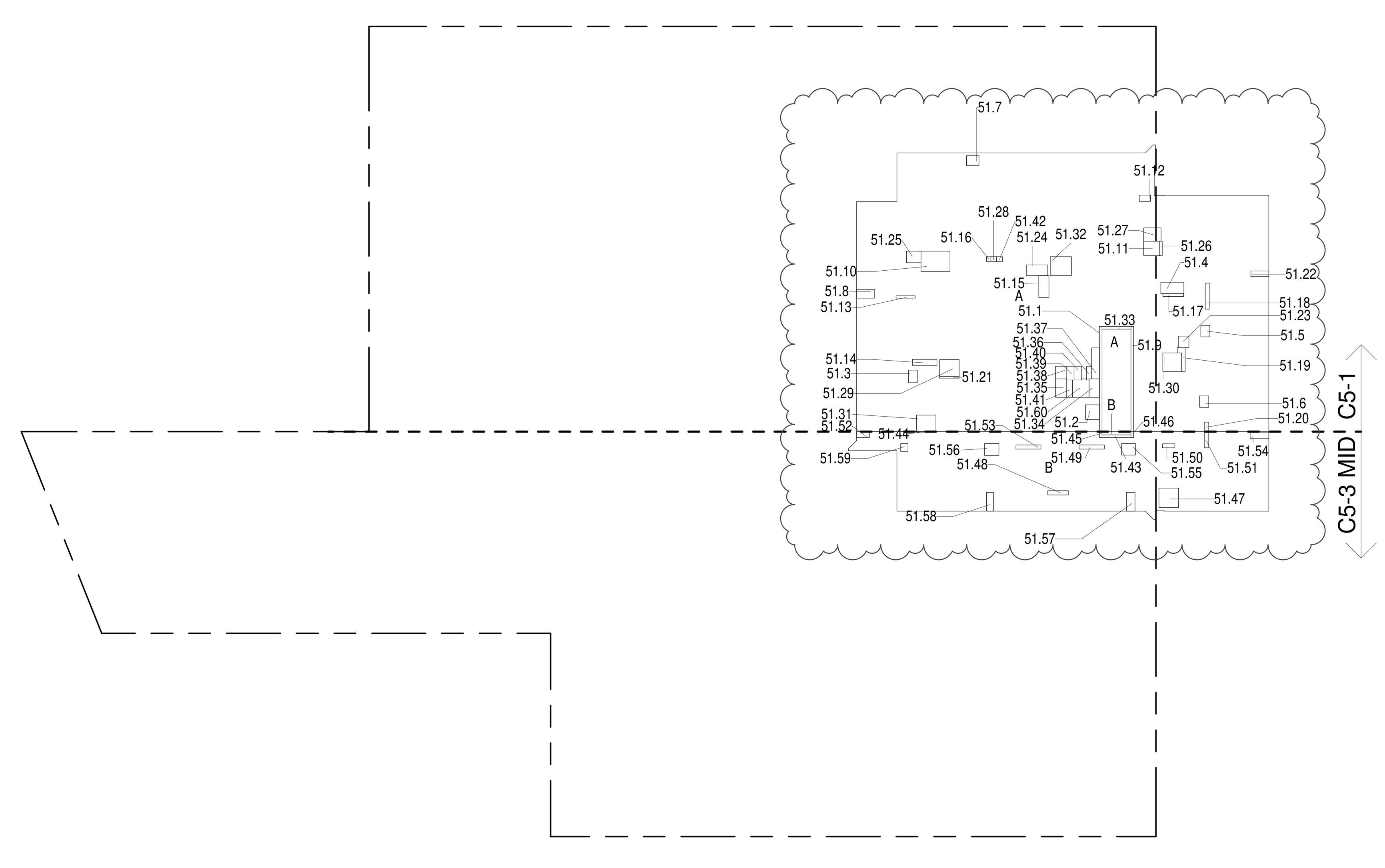


51ST FLOOR (MFD:81ST FLOOR) GROSS FLOOR AREA PLAN AND DEDUCTIONS 3
3/64" = 1'-0"

FILE NAME:
PLOT DATE: 10/14/2016 2:00:39 PM

ZONING AND DEDUCT LEGEND

DEDUCTIONS
- M - MECHANICAL ROOM / RISER
- E - ELECTRICAL SHAFT / RISER
- P - PLUMBING RISER
- BG - BELOW GRADE
- O - OPENING TO BELOW
- L - LOADING BAYS
- ST - 44" RESI STAIR SHAFT (INCLUDING 8" PERIMETER)
- G - GAP FROM ADJACENT BUILDING
- DEVELOPMENT LOT LINE

* WHERE APPLICABLE, DOCUMENTED AND CALCULATED AREAS HAVE BEEN ROUNDED TO ITS NEXT SIGNIFICANT DIGIT.

** LENGTH AND WIDTH DIMENSIONS FOR COMPLEX SHAPES HAVE BEEN SIMPLIFIED TO ILLUSTRATE ONLY LARGEST OVERALL DIMENSION RESPECTIVELY. AREA DOCUMENTED IS THE EXACT AREA OF THE COMPLEX SHAPE

*** ELECTRICAL DEDUCTIONS ARE ONLY FOR ELECTRICAL RISERS. AND CLOSETS. NO DEDUCTIONS TAKEN FOR TELEPHONE CLOSETS

DEPT OF BLDGS 121328205 Job Number
ES313182424 Scan Code

KEY PLAN:

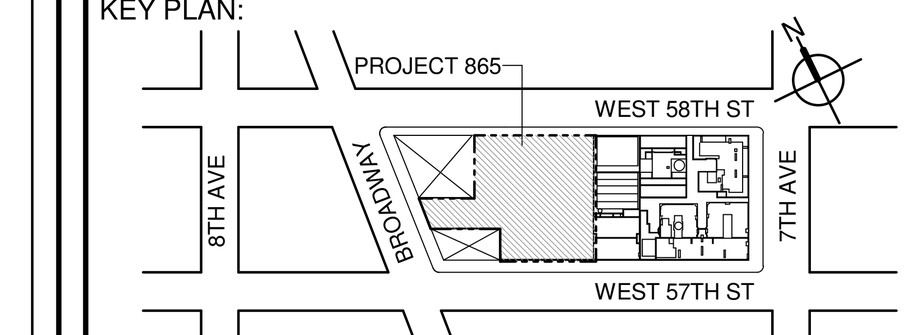


PROJECT NORTH
TRUE NORTH

DEVELOPER:
EXTELL DEVELOPMENT COMPANY
805 THIRD AVENUE, 7TH FLOOR
New York, NY 10022 USA
TEL: 212 712 6000 FAX: 212 712 6100

DESIGN ARCHITECT: Base Building Shell & Core
ADRIAN SMITH + GORDON GILL ARCHITECTURE
111 WEST MONROE STREET SUITE 2300
CHICAGO IL 60603
TEL: 312 920 1888 FAX: 312 920 1775

ARCHITECT OF RECORD: Base Building Shell & Core
AAI ARCHITECTS, P.C.
401 Wellington St. W., 3rd Floor
Toronto, ON M5V 1E7 Canada
TEL: 416 967 1500 FAX: 416 967 7150

STRUCTURAL ENGINEERS:
WSP CANTOR SEINUK
228 EAST 45th Street
New York, NY 10017 USA
TEL: 212 687 9888 FAX: 646 487 5501

MEP ENGINEERS:
AKF GROUP
1501 Broadway
New York, NY 10036 USA
TEL: 212 354 5656 FAX: 212 354 5668

GEOTECHNICAL ENGINEERS:
Langan Engineering & Environmental Services
21 Penn Plaza - 360 West 31st Street, 8th Floor
New York, NY 10001-2727
TEL: 212 479 5400 FAX: 212 479 5444

CODE CONSULTANTS:
Construction Consulting Associates
100 Church Street
New York, NY 10007
TEL: 212 385 1818 FAX: 212 385 1911

CURTAINWALL CONSULTANT:
AJLP Consulting
40 Worth Street. Suite 826
New York, NY 10013
TEL: 212 757 5659 FAX: 646 219 8508

LANDMARK/PRESERVATION CONSULTANT:
Higgins Quasebarth & Partners LLC
11 Hanover Square, 16th Floor
New York, NY 1005
TEL: 212 274 9468 FAX: 646 274 9380

LANDMARK/PRESERVATION CONSULTANT:
Jan Hird Pokorny Associates, Inc.
39 West 37th Street, 12A
New York, NY 10018
TEL: 212 759 6462 FAX: 212 759 6540

| No. | DESCRIPTION: | DATE: |
|---|---|---|
| 1 | D.O.B. SUBMISSION | 05 DEC 14 |
| 2 | D.O.B. SUBMISSION | 18 FEB 15 |
| | D.O.B. SUBMISSION | 27 APR 14 |
| | D.O.B. AMENDMENT 2 | 21 SEP 15 |
| | D.O.B. AMENDMENT 3 | 03 OCT 16 |

0 10' - 8" 21' - 4" 42' - 8"

D.O.B. SUBMISSION

Discrepancies must be reported immediately to the Architect before proceeding. Only figured dimensions are to be used. Contractors must check all dimensions on site. This drawing is protected by copyright.

ALL DIMENSIONS ARE SHOWN IN IMPERIAL.

CONSULTANT:
AAI ARCHITECTS, P.C.

PROJECT:
**217 WEST 57TH STREET**
NEW YORK, NY

DRAWING TITLE:
ZONING FLOOR AREA PLAN AND DEDUCTIONS
49TH, 50TH, 51ST FLOOR

SEAL & SIGNATURE: REGISTERED ARCHITECT WIEPKE DAVID JANSEN No. 028881 STATE OF NEW YORK

| | |
|---|---|
| DATE: | 05 DEC 14 |
| PROJECT No: | 1216-00 |
| DRAWN: Author | REV: 2 |
| CHK: Checker | |
| SCALE: 3/64" = 1'-0" | |
| DWG No: | **Z-025.02** |
| DOB PAGE No: | 22 of 454 |

DOB EMPLOYEE STAMP:
DOB B-SCAN:

## 52ND FLOOR AREA CALCULATIONS
ZONE C5-1

| USE | No. | *GFA | *DEDUCTIONS | *ZFA (SF) |
|---|---|---|---|---|
| RESIDENTIAL | | 6,644 | 422 | 6,222 |
| TOTAL | | 6,644 | 422 | 6,222 |

## 52ND FLOOR AREA CALCULATIONS
ZONE C5-3 MID

| USE | No. | *GFA | *DEDUCTIONS | *ZFA (SF) |
|---|---|---|---|---|
| RESIDENTIAL | | 1,874 | 110 | 1,764 |
| TOTAL | | 1,874 | 110 | 1,764 |

## 52ND FLOOR AREA CALCULATIONS
ZONE C5-1 AND C5-3 MID

| USE | *GFA | *DEDUCTIONS | *ZFA (SF) |
|---|---|---|---|
| RESIDENTIAL | 8,518 | 532 | 7,986 |
| TOTAL | 8,518 | 532 | 7,986 |

## 52ND FLOOR DEDUCTIONS
ZONE C5-1

| USE | TYPE | No. | LENGTH | WIDTH | AREA (SF) |
|---|---|---|---|---|---|
| RESIDENTIAL | ST | 52.1 | 0' - 8" | 26' - 1" | 17.4 |
| RESIDENTIAL | M | 52.2 | 3' - 5" | 3' - 8" | 12.5 |
| RESIDENTIAL | M | 52.3 | 2' - 2" | 3' - 2" | 6.9 |
| RESIDENTIAL | M | 52.4 | 2' - 10" | 5' - 9" | 16.1 |
| RESIDENTIAL | M | 52.5 | 2' - 3" | 2' - 10" | 6.4 |
| RESIDENTIAL | M | 52.6 | 2' - 3" | 2' - 10" | 6.3 |
| RESIDENTIAL | M | 52.7 | 2' - 6" | 3' - 1" | 7.6 |
| RESIDENTIAL | M | 52.8 | 2' - 2" | 4' - 6" | 9.8 |
| RESIDENTIAL | ST | 52.9 | 0' - 8" | 26' - 1" | 17.4 |
| RESIDENTIAL | M | 52.10 | 5' - 1" | 7' - 2" | 36.2 |
| RESIDENTIAL | M | 52.11 | 3' - 7" | 3' - 11" | 13.8 |
| RESIDENTIAL | M | 52.12 | 1' - 7" | 2' - 9" | 4.4 |
| RESIDENTIAL | P | 52.13 | 0' - 7" | 4' - 9" | 2.6 |
| RESIDENTIAL | P | 52.14 | 1' - 6" | 6' - 1" | 9.2 |
| RESIDENTIAL | P | 52.15 | 2' - 6" | 5' - 5" | 13.6 |
| RESIDENTIAL | P | 52.16 | 1' - 2" | 1' - 2" | 1.3 |
| RESIDENTIAL | P | 52.17 | 0' - 8" | 5' - 1" | 3.5 |
| RESIDENTIAL | P | 52.18 | 1' - 1" | 6' - 5" | 7.1 |
| RESIDENTIAL | P | 52.19 | 1' - 0" | 6' - 10" | 7.0 |
| RESIDENTIAL | P | 52.20 | 1' - 1" | 2' - 4" | 2.6 |
| RESIDENTIAL | P | 52.21 | 0' - 5" | 4' - 10" | 2.2 |
| RESIDENTIAL | M | 52.22 | 1' - 5" | 4' - 6" | 6.3 |
| RESIDENTIAL | M | 52.23 | 2' - 8" | 2' - 11" | 7.5 |
| RESIDENTIAL | M | 52.24 | 2' - 8" | 5' - 4" | 14.0 |
| RESIDENTIAL | M | 52.25 | 2' - 11" | 3' - 8" | 10.5 |
| RESIDENTIAL | P | 52.26 | 0' - 8" | 3' - 7" | 2.5 |
| RESIDENTIAL | M | 52.27 | 3' - 4" | 4' - 4" | 14.3 |
| RESIDENTIAL | M | 52.28 | 1' - 2" | 1' - 5" | 1.7 |
| RESIDENTIAL | M | 52.29 | 4' - 2" | 4' - 10" | 20.0 |
| RESIDENTIAL | M | 52.30 | 4' - 7" | 4' - 7" | 20.8 |
| RESIDENTIAL | M | 52.31 | 4' - 1" | 4' - 10" | 19.6 |
| RESIDENTIAL | M | 52.32 | 4' - 8" | 5' - 3" | 24.4 |
| RESIDENTIAL | ST | 52.33 | 0' - 8" | 7' - 2" | 4.8 |
| RESIDENTIAL | E | 52.34 | 2' - 7" | 4' - 7" | 11.6 |
| RESIDENTIAL | P | 52.35 | 2' - 9" | 4' - 7" | 12.6 |
| SUBTOTAL | | | | | |

## 52ND FLOOR DEDUCTIONS
ZONE C5-1

| USE | TYPE | No. | LENGTH | WIDTH | AREA (SF) |
|---|---|---|---|---|---|
| RESIDENTIAL | M | 52.36 | 1' - 2" | 3' - 6" | 4.1 |
| RESIDENTIAL | P | 52.37 | 1' - 11" | 7' - 8" | 14.7 |
| RESIDENTIAL | M | 52.38 | 2' - 9" | 3' - 1" | 8.5 |
| RESIDENTIAL | P | 52.39 | 1' - 10" | 3' - 5" | 6.3 |
| RESIDENTIAL | M | 52.40 | 1' - 10" | 3' - 5" | 6.2 |
| RESIDENTIAL | E | 52.41 | 1' - 5" | 4' - 3" | 6.1 |
| RESIDENTIAL | P | 52.42 | 1' - 2" | 1' - 6" | 1.7 |
| SUBTOTAL | | | | | 422.2 |

## 52ND FLOOR DEDUCTIONS
ZONE C5-3 MID

| USE | TYPE | No. | LENGTH | WIDTH | AREA (SF) |
|---|---|---|---|---|---|
| RESIDENTIAL | ST | 52.43 | 0' - 8" | 7' - 2" | 4.8 |
| RESIDENTIAL | M | 52.44 | 0' - 2" | 4' - 10" | 0.7 |
| RESIDENTIAL | ST | 52.45 | 0' - 8" | 1' - 6" | 1.0 |
| RESIDENTIAL | ST | 52.46 | 0' - 8" | 1' - 6" | 1.0 |
| RESIDENTIAL | M | 52.47 | 4' - 10" | 4' - 10" | 23.4 |
| RESIDENTIAL | P | 52.48 | 1' - 1" | 5' - 1" | 5.3 |
| RESIDENTIAL | P | 52.49 | 1' - 0" | 6' - 3" | 6.3 |
| RESIDENTIAL | P | 52.50 | 1' - 0" | 3' - 1" | 3.0 |
| RESIDENTIAL | P | 52.51 | 1' - 1" | 4' - 0" | 4.4 |
| RESIDENTIAL | M | 52.52 | 1' - 6" | 3' - 2" | 4.8 |
| RESIDENTIAL | P | 52.53 | 1' - 0" | 6' - 2" | 6.2 |
| RESIDENTIAL | M | 52.54 | 1' - 7" | 4' - 8" | 7.3 |
| RESIDENTIAL | M | 52.55 | 2' - 10" | 3' - 5" | 9.6 |
| RESIDENTIAL | M | 52.56 | 2' - 11" | 3' - 7" | 10.4 |
| RESIDENTIAL | M | 52.57 | 2' - 1" | 4' - 8" | 9.8 |
| RESIDENTIAL | M | 52.58 | 1' - 9" | 4' - 8" | 8.2 |
| RESIDENTIAL | M | 52.59 | 1' - 10" | 1' - 11" | 3.5 |
| SUBTOTAL | | | | | 109.6 |

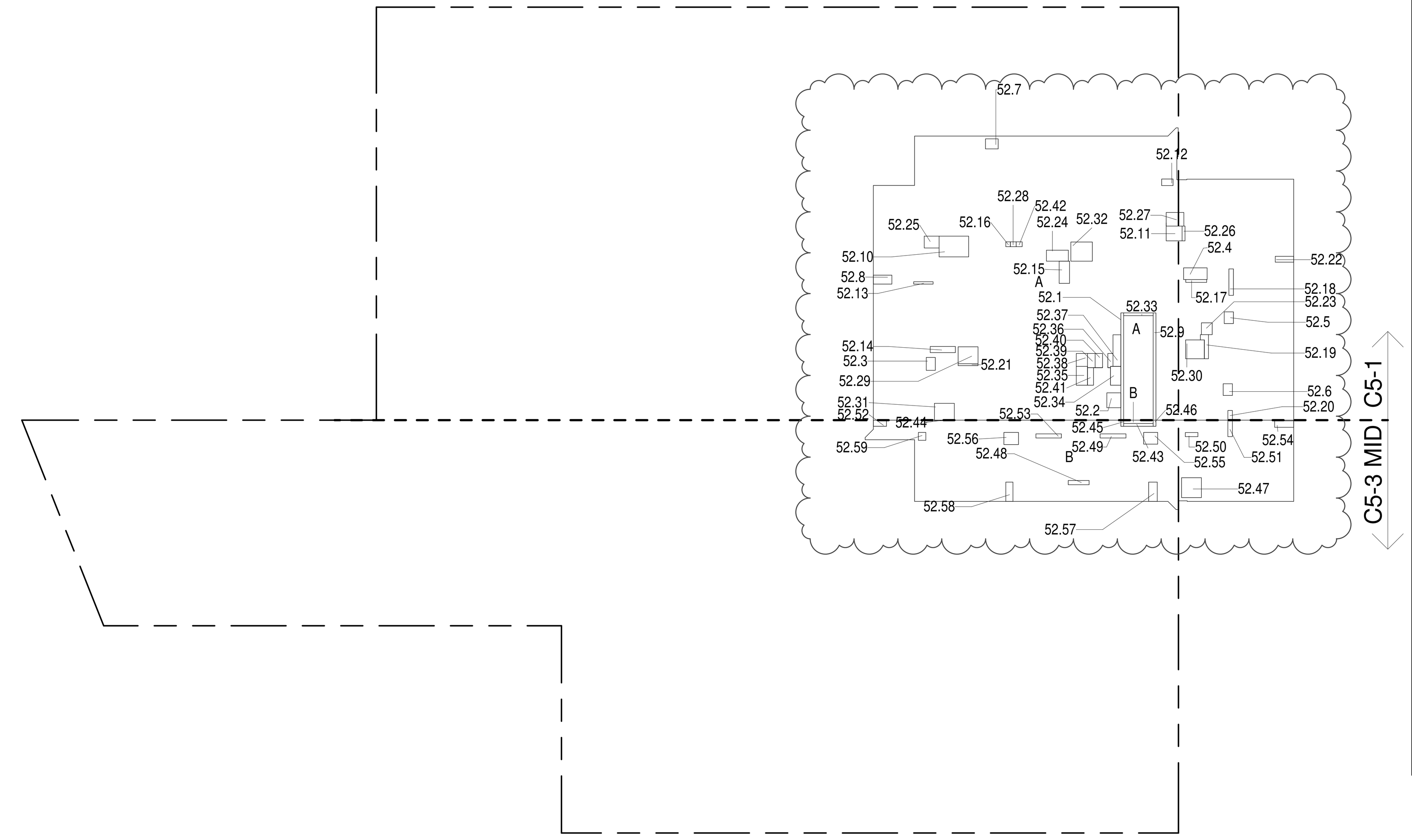


52ND FLOOR (MFD:82ND FLOOR) GROSS FLOOR AREA PLAN AND DEDUCTIONS
3/64" = 1'-0"
1

## 53RD FLOOR AREA CALCULATIONS
ZONE C5-1

| USE | No. | *GFA | *DEDUCTIONS | *ZFA (SF) |
|---|---|---|---|---|
| RESIDENTIAL | | 6,644 | 422 | 6,222 |
| TOTAL | | 6,644 | 422 | 6,222 |

## 53RD FLOOR AREA CALCULATIONS
ZONE C5-3 MID

| USE | No. | *GFA | *DEDUCTIONS | *ZFA (SF) |
|---|---|---|---|---|
| RESIDENTIAL | | 1,874 | 110 | 1,764 |
| TOTAL | | 1,874 | 110 | 1,764 |

## 53RD FLOOR AREA CALCULATIONS
ZONE C5-1 AND C5-3 MID

| USE | *GFA | *DEDUCTIONS | *ZFA (SF) |
|---|---|---|---|
| RESIDENTIAL | 8,518 | 532 | 7,986 |
| TOTAL | 8,518 | 532 | 7,986 |

## 53RD FLOOR DEDUCTIONS
ZONE C5-1

| USE | TYPE | No. | LENGTH | WIDTH | AREA (SF) |
|---|---|---|---|---|---|
| RESIDENTIAL | ST | 53.1 | 0' - 8" | 26' - 1" | 17.4 |
| RESIDENTIAL | M | 53.2 | 3' - 5" | 3' - 8" | 12.5 |
| RESIDENTIAL | M | 53.3 | 2' - 2" | 3' - 2" | 6.9 |
| RESIDENTIAL | M | 53.4 | 2' - 10" | 5' - 9" | 16.1 |
| RESIDENTIAL | M | 53.5 | 2' - 3" | 2' - 10" | 6.4 |
| RESIDENTIAL | M | 53.6 | 2' - 3" | 2' - 10" | 6.3 |
| RESIDENTIAL | M | 53.7 | 2' - 6" | 3' - 1" | 7.6 |
| RESIDENTIAL | M | 53.8 | 2' - 2" | 4' - 6" | 9.8 |
| RESIDENTIAL | ST | 53.9 | 0' - 8" | 26' - 1" | 17.4 |
| RESIDENTIAL | M | 53.10 | 5' - 1" | 7' - 2" | 36.2 |
| RESIDENTIAL | M | 53.11 | 3' - 7" | 3' - 11" | 13.8 |
| RESIDENTIAL | M | 53.12 | 1' - 7" | 2' - 9" | 4.4 |
| RESIDENTIAL | P | 53.13 | 0' - 7" | 4' - 9" | 2.6 |
| RESIDENTIAL | P | 53.14 | 1' - 6" | 6' - 1" | 9.2 |
| RESIDENTIAL | P | 53.15 | 2' - 6" | 5' - 5" | 13.6 |
| RESIDENTIAL | P | 53.16 | 1' - 2" | 1' - 2" | 1.3 |
| RESIDENTIAL | P | 53.17 | 0' - 8" | 5' - 1" | 3.5 |
| RESIDENTIAL | P | 53.18 | 1' - 1" | 6' - 5" | 7.1 |
| RESIDENTIAL | P | 53.19 | 1' - 0" | 6' - 10" | 7.0 |
| RESIDENTIAL | P | 53.20 | 1' - 1" | 2' - 4" | 2.6 |
| RESIDENTIAL | P | 53.21 | 0' - 5" | 4' - 10" | 2.2 |
| RESIDENTIAL | M | 53.22 | 1' - 5" | 4' - 6" | 6.3 |
| RESIDENTIAL | M | 53.23 | 2' - 8" | 2' - 11" | 7.5 |
| RESIDENTIAL | M | 53.24 | 2' - 8" | 5' - 4" | 14.0 |
| RESIDENTIAL | M | 53.25 | 2' - 11" | 3' - 8" | 10.5 |
| RESIDENTIAL | P | 53.26 | 0' - 8" | 3' - 7" | 2.5 |
| RESIDENTIAL | M | 53.27 | 3' - 4" | 4' - 4" | 14.3 |
| RESIDENTIAL | M | 53.28 | 1' - 2" | 1' - 5" | 1.7 |
| RESIDENTIAL | M | 53.29 | 4' - 2" | 4' - 10" | 20.0 |
| RESIDENTIAL | M | 53.30 | 4' - 7" | 4' - 7" | 20.8 |
| RESIDENTIAL | M | 53.31 | 4' - 1" | 4' - 10" | 19.6 |
| RESIDENTIAL | M | 53.32 | 4' - 8" | 5' - 3" | 24.4 |
| RESIDENTIAL | ST | 53.33 | 0' - 8" | 7' - 2" | 4.8 |
| RESIDENTIAL | E | 53.34 | 2' - 7" | 4' - 7" | 11.6 |
| RESIDENTIAL | P | 53.35 | 2' - 9" | 4' - 7" | 12.6 |
| SUBTOTAL | | | | | |

## 53RD FLOOR DEDUCTIONS
ZONE C5-1

| USE | TYPE | No. | LENGTH | WIDTH | AREA (SF) |
|---|---|---|---|---|---|
| RESIDENTIAL | M | 53.36 | 1' - 2" | 3' - 6" | 4.1 |
| RESIDENTIAL | P | 53.37 | 1' - 11" | 7' - 8" | 14.7 |
| RESIDENTIAL | M | 53.38 | 2' - 9" | 3' - 1" | 8.5 |
| RESIDENTIAL | P | 53.39 | 1' - 10" | 3' - 5" | 6.3 |
| RESIDENTIAL | M | 53.40 | 1' - 10" | 3' - 5" | 6.2 |
| RESIDENTIAL | E | 53.41 | 1' - 5" | 4' - 3" | 6.1 |
| RESIDENTIAL | P | 53.42 | 1' - 2" | 1' - 6" | 1.7 |
| SUBTOTAL | | | | | 422.2 |

## 53RD FLOOR DEDUCTIONS
ZONE C5-3 MID

| USE | TYPE | No. | LENGTH | WIDTH | AREA (SF) |
|---|---|---|---|---|---|
| RESIDENTIAL | ST | 53.43 | 0' - 8" | 7' - 2" | 4.8 |
| RESIDENTIAL | M | 53.44 | 0' - 2" | 4' - 10" | 0.7 |
| RESIDENTIAL | ST | 53.45 | 0' - 8" | 1' - 6" | 1.0 |
| RESIDENTIAL | ST | 53.46 | 0' - 8" | 1' - 6" | 1.0 |
| RESIDENTIAL | M | 53.47 | 4' - 10" | 4' - 10" | 23.4 |
| RESIDENTIAL | P | 53.48 | 1' - 1" | 5' - 1" | 5.3 |
| RESIDENTIAL | P | 53.49 | 1' - 0" | 6' - 3" | 6.3 |
| RESIDENTIAL | P | 53.50 | 1' - 0" | 3' - 1" | 3.0 |
| RESIDENTIAL | P | 53.51 | 1' - 1" | 4' - 0" | 4.4 |
| RESIDENTIAL | M | 53.52 | 1' - 6" | 3' - 2" | 4.8 |
| RESIDENTIAL | P | 53.53 | 1' - 0" | 6' - 2" | 6.2 |
| RESIDENTIAL | M | 53.54 | 1' - 7" | 4' - 8" | 7.3 |
| RESIDENTIAL | M | 53.55 | 2' - 10" | 3' - 5" | 9.6 |
| RESIDENTIAL | M | 53.56 | 2' - 11" | 3' - 7" | 10.4 |
| RESIDENTIAL | M | 53.57 | 2' - 1" | 4' - 8" | 9.8 |
| RESIDENTIAL | M | 53.58 | 1' - 9" | 4' - 8" | 8.2 |
| RESIDENTIAL | M | 53.59 | 1' - 10" | 1' - 11" | 3.5 |
| SUBTOTAL | | | | | 109.6 |

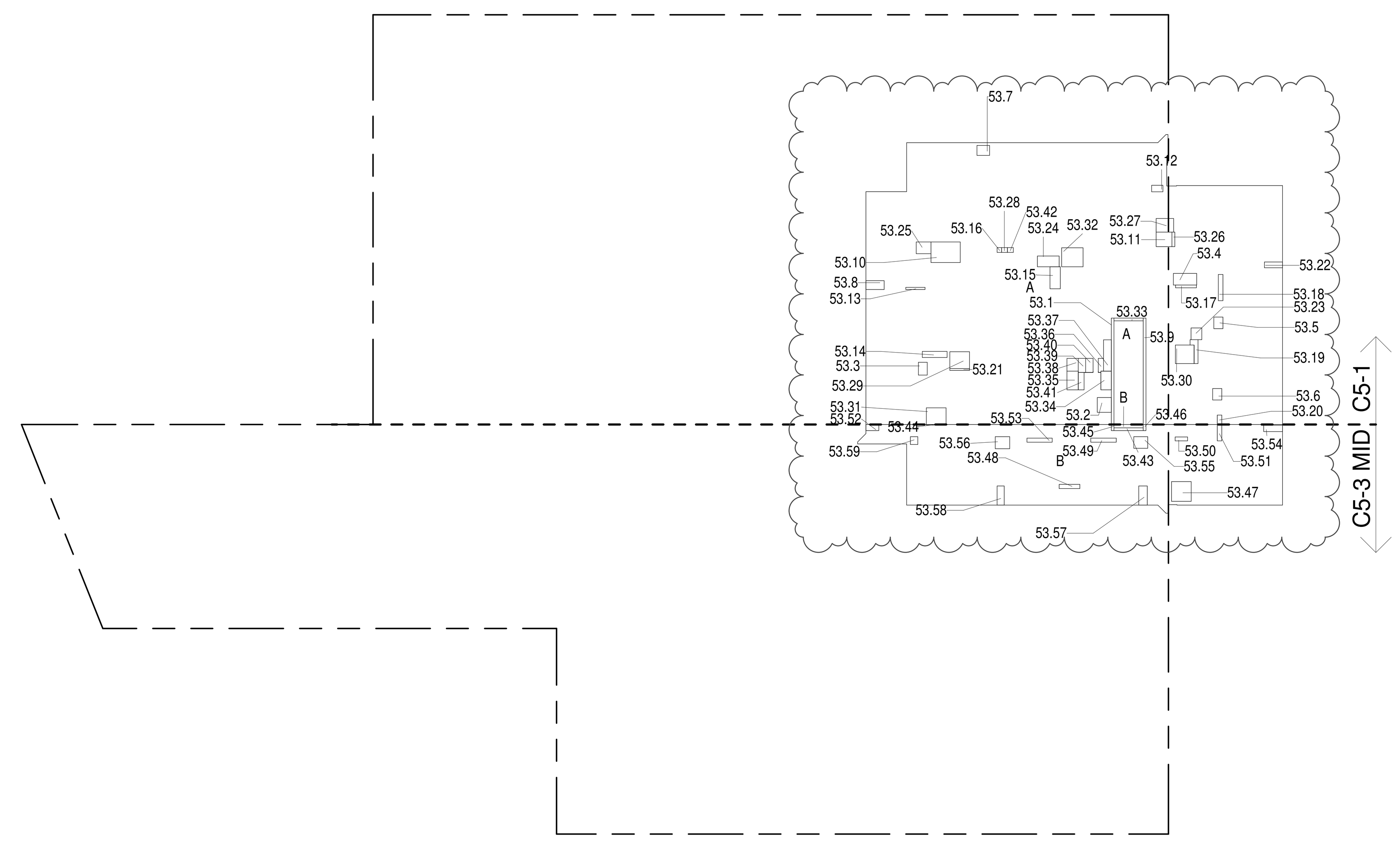


53RD FLOOR (MFD:83RD FLOOR) GROSS FLOOR AREA PLAN AND DEDUCTIONS
3/64" = 1'-0"
2

## 54TH FLOOR AREA CALCULATIONS
ZONE C5-1

| USE | No. | *GFA | *DEDUCTIONS | *ZFA (SF) |
|---|---|---|---|---|
| RESIDENTIAL | | 6,644 | 440 | 6,204 |
| TOTAL | | 6,644 | 440 | 6,204 |

## 54TH FLOOR AREA CALCULATIONS
ZONE C5-3 MID

| USE | No. | *GFA | *DEDUCTIONS | *ZFA (SF) |
|---|---|---|---|---|
| RESIDENTIAL | | 1,874 | 110 | 1,764 |
| TOTAL | | 1,874 | 110 | 1,764 |

## 54TH FLOOR AREA CALCULATIONS
ZONE C5-1 AND C5-3 MID

| USE | *GFA | *DEDUCTIONS | *ZFA (SF) |
|---|---|---|---|
| RESIDENTIAL | 8,518 | 550 | 7,968 |
| TOTAL | 8,518 | 550 | 7,968 |

## 54TH FLOOR DEDUCTIONS
ZONE C5-1

| USE | TYPE | No. | LENGTH | WIDTH | AREA (SF) |
|---|---|---|---|---|---|
| RESIDENTIAL | ST | 54.1 | 0' - 8" | 26' - 1" | 17.4 |
| RESIDENTIAL | M | 54.2 | 3' - 5" | 3' - 8" | 12.5 |
| RESIDENTIAL | M | 54.3 | 2' - 2" | 3' - 2" | 6.9 |
| RESIDENTIAL | M | 54.4 | 2' - 10" | 5' - 9" | 16.1 |
| RESIDENTIAL | M | 54.5 | 2' - 3" | 2' - 10" | 6.4 |
| RESIDENTIAL | M | 54.6 | 2' - 3" | 2' - 10" | 6.3 |
| RESIDENTIAL | M | 54.7 | 2' - 6" | 3' - 1" | 7.6 |
| RESIDENTIAL | M | 54.8 | 2' - 2" | 4' - 6" | 9.8 |
| RESIDENTIAL | ST | 54.9 | 0' - 8" | 26' - 1" | 17.4 |
| RESIDENTIAL | M | 54.10 | 5' - 1" | 7' - 2" | 36.2 |
| RESIDENTIAL | M | 54.11 | 3' - 7" | 3' - 11" | 13.8 |
| RESIDENTIAL | M | 54.12 | 1' - 7" | 2' - 9" | 4.4 |
| RESIDENTIAL | P | 54.13 | 0' - 7" | 4' - 9" | 2.6 |
| RESIDENTIAL | P | 54.14 | 1' - 6" | 6' - 1" | 9.2 |
| RESIDENTIAL | P | 54.15 | 2' - 6" | 5' - 5" | 13.6 |
| RESIDENTIAL | P | 54.16 | 1' - 2" | 1' - 2" | 1.3 |
| RESIDENTIAL | P | 54.17 | 0' - 8" | 5' - 1" | 3.5 |
| RESIDENTIAL | P | 54.18 | 1' - 1" | 6' - 5" | 7.1 |
| RESIDENTIAL | P | 54.19 | 1' - 0" | 6' - 10" | 7.0 |
| RESIDENTIAL | P | 54.20 | 1' - 1" | 2' - 4" | 2.6 |
| RESIDENTIAL | P | 54.21 | 0' - 5" | 4' - 10" | 2.2 |
| RESIDENTIAL | M | 54.22 | 1' - 5" | 4' - 6" | 6.3 |
| RESIDENTIAL | M | 54.23 | 2' - 8" | 2' - 11" | 7.5 |
| RESIDENTIAL | M | 54.24 | 2' - 8" | 5' - 4" | 14.0 |
| RESIDENTIAL | M | 54.25 | 2' - 11" | 3' - 8" | 10.5 |
| RESIDENTIAL | P | 54.26 | 0' - 8" | 3' - 7" | 2.5 |
| RESIDENTIAL | M | 54.27 | 3' - 4" | 4' - 4" | 14.3 |
| RESIDENTIAL | M | 54.28 | 1' - 2" | 1' - 5" | 1.7 |
| RESIDENTIAL | M | 54.29 | 4' - 2" | 4' - 10" | 20.0 |
| RESIDENTIAL | M | 54.30 | 4' - 7" | 4' - 7" | 20.8 |
| RESIDENTIAL | M | 54.31 | 4' - 1" | 4' - 10" | 19.6 |
| RESIDENTIAL | M | 54.32 | 4' - 8" | 5' - 3" | 24.4 |
| RESIDENTIAL | ST | 54.33 | 0' - 8" | 7' - 2" | 4.8 |
| RESIDENTIAL | E | 54.34 | 2' - 7" | 4' - 7" | 11.6 |
| RESIDENTIAL | P | 54.35 | 2' - 9" | 4' - 7" | 12.6 |
| SUBTOTAL | | | | | |

## 54TH FLOOR DEDUCTIONS
ZONE C5-1

| USE | TYPE | No. | LENGTH | WIDTH | AREA (SF) |
|---|---|---|---|---|---|
| RESIDENTIAL | M | 54.36 | 1' - 2" | 3' - 6" | 4.1 |
| RESIDENTIAL | P | 54.37 | 1' - 11" | 7' - 8" | 14.7 |
| RESIDENTIAL | M | 54.38 | 2' - 9" | 3' - 1" | 8.5 |
| RESIDENTIAL | P | 54.39 | 1' - 10" | 3' - 5" | 6.3 |
| RESIDENTIAL | M | 54.40 | 1' - 10" | 3' - 5" | 6.2 |
| RESIDENTIAL | E | 54.41 | 1' - 5" | 4' - 3" | 6.1 |
| RESIDENTIAL | P | 54.42 | 1' - 2" | 1' - 6" | 1.7 |
| RESIDENTIAL | E | 54.60 | 3' - 5" | 5' - 4" | 18.0 |
| SUBTOTAL | | | | | 440.2 |

## 54TH FLOOR DEDUCTIONS
ZONE C5-3 MID

| USE | TYPE | No. | LENGTH | WIDTH | AREA (SF) |
|---|---|---|---|---|---|
| RESIDENTIAL | ST | 54.43 | 0' - 8" | 7' - 2" | 4.8 |
| RESIDENTIAL | M | 54.44 | 0' - 2" | 4' - 10" | 0.7 |
| RESIDENTIAL | ST | 54.45 | 0' - 8" | 1' - 6" | 1.0 |
| RESIDENTIAL | ST | 54.46 | 0' - 8" | 1' - 6" | 1.0 |
| RESIDENTIAL | M | 54.47 | 4' - 10" | 4' - 10" | 23.4 |
| RESIDENTIAL | P | 54.48 | 1' - 1" | 5' - 1" | 5.3 |
| RESIDENTIAL | P | 54.49 | 1' - 0" | 6' - 3" | 6.3 |
| RESIDENTIAL | P | 54.50 | 1' - 0" | 3' - 1" | 3.0 |
| RESIDENTIAL | P | 54.51 | 1' - 1" | 4' - 0" | 4.4 |
| RESIDENTIAL | M | 54.52 | 1' - 6" | 3' - 2" | 4.8 |
| RESIDENTIAL | P | 54.53 | 1' - 0" | 6' - 2" | 6.2 |
| RESIDENTIAL | M | 54.54 | 1' - 7" | 4' - 8" | 7.3 |
| RESIDENTIAL | M | 54.55 | 2' - 10" | 3' - 5" | 9.6 |
| RESIDENTIAL | M | 54.56 | 2' - 11" | 3' - 7" | 10.4 |
| RESIDENTIAL | M | 54.57 | 2' - 1" | 4' - 8" | 9.8 |
| RESIDENTIAL | M | 54.58 | 1' - 9" | 4' - 8" | 8.2 |
| RESIDENTIAL | M | 54.59 | 1' - 10" | 1' - 11" | 3.5 |
| SUBTOTAL | | | | | 109.6 |

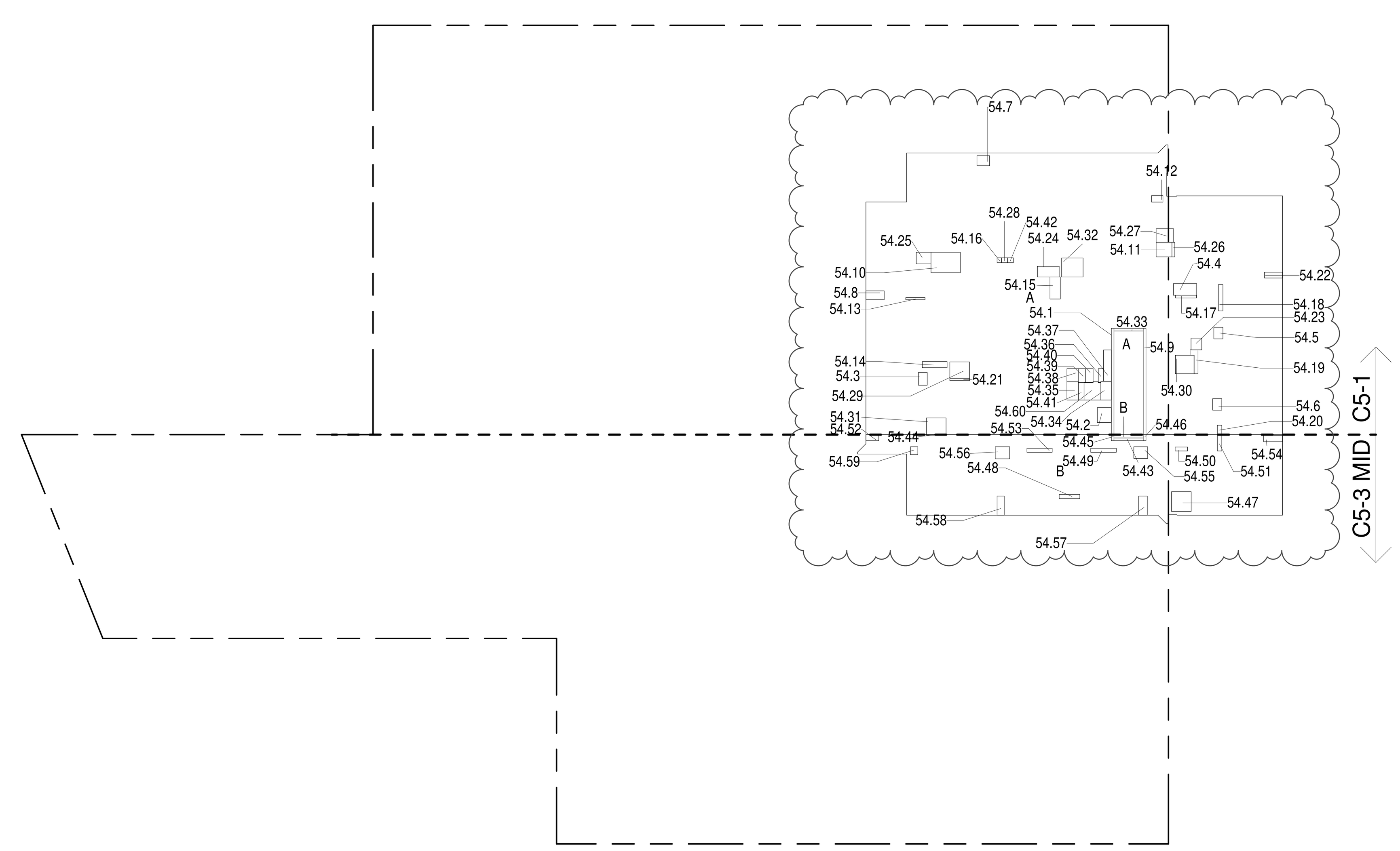


54TH FLOOR (MFD:84TH FLOOR) GROSS FLOOR AREA PLAN AND DEDUCTIONS
3/64" = 1'-0"
3

ZONING AND DEDUCT LEGEND

- DEDUCTIONS
- M - MECHANICAL ROOM / RISER
- E - ELECTRICAL SHAFT / RISER
- P - PLUMBING RISER
- BG - BELOW GRADE
- O - OPENING TO BELOW
- L - LOADING BAYS
- ST - 44" RESI STAIR SHAFT (INCLUDING 8" PERIMETER)
- G - GAP FROM ADJACENT BUILDING
- DEVELOPMENT LOT LINE

* WHERE APPLICABLE, DOCUMENTED AND CALCULATED AREAS HAVE BEEN ROUNDED TO ITS NEXT SIGNIFICANT DIGIT.

** LENGTH AND WIDTH DIMENSIONS FOR COMPLEX SHAPES HAVE BEEN SIMPLIFIED TO ILLUSTRATE ONLY LARGEST OVERALL DIMENSION RESPECTIVELY. AREA DOCUMENTED IS THE EXACT AREA OF THE COMPLEX SHAPE

*** ELECTRICAL DEDUCTIONS ARE ONLY FOR ELECTRICAL RISERS. AND CLOSETS. NO DEDUCTIONS TAKEN FOR TELEPHONE CLOSETS

DEPT OF BLDGS 121328205 Job Number
ES869669852 Scan Code

KEY PLAN:

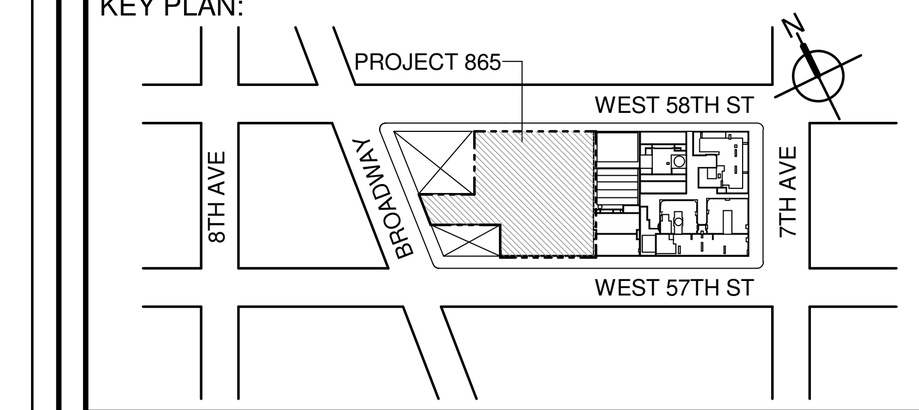


PROJECT NORTH

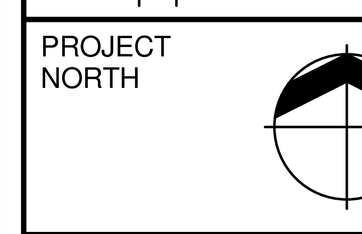

TRUE NORTH

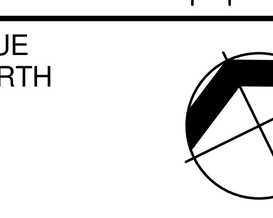


DEVELOPER:
**EXTELL DEVELOPMENT COMPANY**
805 THIRD AVENUE, 7TH FLOOR
New York, NY 10022 USA
TEL: 212 712 6000 FAX: 212 712 6100

DESIGN ARCHITECT: Base Building Shell & Core
**ADRIAN SMITH + GORDON GILL ARCHITECTURE**
111 WEST MONROE STREET SUITE 2300
CHICAGO IL 60603
TEL: 312 920 1888 FAX: 312 920 1775

ARCHITECT OF RECORD: Base Building Shell & Core
**AAI ARCHITECTS, P.C.**
401 Wellington St. W., 3rd Floor
Toronto, ON M5V 1E7 Canada
TEL: 416 967 1500 FAX: 416 967 7150

STRUCTURAL ENGINEERS:
**WSP CANTOR SEINUK**
228 EAST 45th Street
New York, NY 10017 USA
TEL: 212 687 9888 FAX: 646 487 5501

MEP ENGINEERS:
**AKF GROUP**
1501 Broadway
New York, NY 10036 USA
TEL: 212 354 5656 FAX: 212 354 5668

GEOTECHNICAL ENGINEERS:
**Langan Engineering & Environmental Services**
21 Penn Plaza - 360 West 31st Street, 8th Floor
New York, NY 10001-2727
TEL: 212 479 5400 FAX: 212 479 5444

CODE CONSULTANTS:
**Construction Consulting Associates**
100 Church Street
New York, NY 10007
TEL: 212 385 1818 FAX: 212 385 1911

CURTAINWALL CONSULTANT:
**AJLP Consulting**
40 Worth Street. Suite 826
New York, NY 10013
TEL: 212 757 5659 FAX: 646 219 8508

LANDMARK/PRESERVATION CONSULTANT:
**Higgins Quasebarth & Partners LLC**
11 Hanover Square, 16th Floor
New York, NY 1005
TEL: 212 274 9468 FAX: 646 274 9380

LANDMARK/PRESERVATION CONSULTANT:
**Jan Hird Pokorny Associates, Inc.**
39 West 37th Street, 12A
New York, NY 10018
TEL: 212 759 6462 FAX: 212 759 6540


| No. | DESCRIPTION: | DATE: |
|---|---|---|
| 1 | D.O.B. SUBMISSION | 05 DEC 14 |
| 2 | D.O.B. SUBMISSION | 18 FEB 15 |
| | D.O.B. SUBMISSION | 27 APR 14 |
| | D.O.B. AMENDMENT 2 | 21 SEP 15 |
| | D.O.B. AMENDMENT 3 | 03 OCT 16 |

0 10' - 8" 21' - 4" 42' - 8"

**D.O.B. SUBMISSION**


Discrepancies must be reported immediately to the Architect before proceeding. Only figured dimensions are to be used. Contractors must check all dimensions on site. This drawing is protected by copyright.


ALL DIMENSIONS ARE SHOWN IN IMPERIAL.

CONSULTANT:
AAI ARCHITECTS, P.C.

PROJECT:
**217 WEST 57TH STREET**
NEW YORK, NY

DRAWING TITLE:
ZONING FLOOR AREA PLAN AND DEDUCTIONS
52ND, 53RD, 54TH FLOOR

SEAL & SIGNATURE:




| | |
|---|---|
| DATE: | 05 DEC 14 |
| PROJECT No: | 1216-00 |
| DRAWN: Author | REV: 2 |
| CHK: Checker | |
| SCALE: 3/64" = 1'-0" | |
| DWG No: Z-026.02 | |
| DOB PAGE No: 23 of 454 | |

DOB EMPLOYEE STAMP: DOB B-SCAN:

36" x 48" Arch E -SHEET SIZE
FILE NAME:
PLOT DATE: 10/14/2016 2:00:49 PM

36" x 48" Arch E - SHEET SIZE

| 55TH FLOOR AREA CALCULATIONS | | | | |
|---|---|---|---|---|
| ZONE C5-1 | | | | |
| USE | No. | *GFA | *DEDUCTIONS | *ZFA (SF) |
| RESIDENTIAL | | 6,644 | 422 | 6,222 |
| TOTAL | | 6,644 | 422 | 6,222 |

| 55TH FLOOR AREA CALCULATIONS | | | | |
|---|---|---|---|---|
| ZONE C5-3 MID | | | | |
| USE | No. | *GFA | *DEDUCTIONS | *ZFA (SF) |
| RESIDENTIAL | | 1,874 | 110 | 1,764 |
| TOTAL | | 1,874 | 110 | 1,764 |

| 55TH FLOOR AREA CALCULATIONS | | | |
|---|---|---|---|
| ZONE C5-1 AND C5-3 MID | | | |
| USE | *GFA | *DEDUCTIONS | *ZFA (SF) |
| RESIDENTIAL | 8,518 | 532 | 7,986 |
| TOTAL | 8,518 | 532 | 7,986 |

| 55TH FLOOR DEDUCTIONS | | | | | |
|---|---|---|---|---|---|
| ZONE C5-1 | | | | | |
| USE | TYPE | No. | LENGTH | WIDTH | AREA (SF) |
| RESIDENTIAL | ST | 55.1 | 0' - 8" | 26' - 1" | 17.4 |
| RESIDENTIAL | M | 55.2 | 3' - 5" | 3' - 8" | 12.5 |
| RESIDENTIAL | M | 55.3 | 2' - 2" | 3' - 2" | 6.9 |
| RESIDENTIAL | M | 55.4 | 2' - 10" | 5' - 9" | 16.1 |
| RESIDENTIAL | M | 55.5 | 2' - 3" | 2' - 10" | 6.4 |
| RESIDENTIAL | M | 55.6 | 2' - 3" | 2' - 10" | 6.3 |
| RESIDENTIAL | M | 55.7 | 2' - 6" | 3' - 1" | 7.6 |
| RESIDENTIAL | M | 55.8 | 2' - 2" | 4' - 6" | 9.8 |
| RESIDENTIAL | ST | 55.9 | 0' - 8" | 26' - 1" | 17.4 |
| RESIDENTIAL | M | 55.10 | 5' - 1" | 7' - 2" | 36.2 |
| RESIDENTIAL | M | 55.11 | 3' - 7" | 3' - 11" | 13.8 |
| RESIDENTIAL | M | 55.12 | 1' - 7" | 2' - 9" | 4.4 |
| RESIDENTIAL | P | 55.13 | 0' - 7" | 4' - 9" | 2.6 |
| RESIDENTIAL | P | 55.14 | 1' - 6" | 6' - 1" | 9.2 |
| RESIDENTIAL | P | 55.15 | 2' - 6" | 5' - 5" | 13.6 |
| RESIDENTIAL | P | 55.16 | 1' - 2" | 1' - 2" | 1.3 |
| RESIDENTIAL | P | 55.17 | 0' - 8" | 5' - 1" | 3.5 |
| RESIDENTIAL | P | 55.18 | 1' - 1" | 6' - 5" | 7.1 |
| RESIDENTIAL | P | 55.19 | 1' - 0" | 6' - 10" | 7.0 |
| RESIDENTIAL | P | 55.20 | 1' - 1" | 2' - 4" | 2.6 |
| RESIDENTIAL | P | 55.21 | 0' - 5" | 4' - 10" | 2.2 |
| RESIDENTIAL | M | 55.22 | 1' - 5" | 4' - 6" | 6.3 |
| RESIDENTIAL | M | 55.23 | 2' - 8" | 2' - 11" | 7.5 |
| RESIDENTIAL | M | 55.24 | 2' - 8" | 5' - 4" | 14.0 |
| RESIDENTIAL | M | 55.25 | 2' - 11" | 3' - 8" | 10.5 |
| RESIDENTIAL | P | 55.26 | 0' - 8" | 3' - 7" | 2.5 |
| RESIDENTIAL | M | 55.27 | 3' - 4" | 4' - 4" | 14.3 |
| RESIDENTIAL | M | 55.28 | 1' - 2" | 1' - 5" | 1.7 |
| RESIDENTIAL | M | 55.29 | 4' - 2" | 4' - 10" | 20.0 |
| RESIDENTIAL | M | 55.30 | 4' - 7" | 4' - 7" | 20.8 |
| RESIDENTIAL | M | 55.31 | 4' - 1" | 4' - 10" | 19.6 |
| RESIDENTIAL | M | 55.32 | 4' - 8" | 5' - 3" | 24.4 |
| RESIDENTIAL | ST | 55.33 | 0' - 8" | 7' - 2" | 4.8 |
| RESIDENTIAL | E | 55.34 | 2' - 7" | 4' - 7" | 11.6 |
| RESIDENTIAL | P | 55.35 | 2' - 9" | 4' - 7" | 12.6 |
| SUBTOTAL | | | | | |

| 55TH FLOOR DEDUCTIONS | | | | | |
|---|---|---|---|---|---|
| ZONE C5-1 | | | | | |
| USE | TYPE | No. | LENGTH | WIDTH | AREA (SF) |
| RESIDENTIAL | M | 55.36 | 1' - 2" | 3' - 6" | 4.1 |
| RESIDENTIAL | P | 55.37 | 1' - 11" | 7' - 8" | 14.7 |
| RESIDENTIAL | M | 55.38 | 2' - 9" | 3' - 1" | 8.5 |
| RESIDENTIAL | P | 55.39 | 1' - 10" | 3' - 5" | 6.3 |
| RESIDENTIAL | M | 55.40 | 1' - 10" | 3' - 5" | 6.2 |
| RESIDENTIAL | E | 55.41 | 1' - 5" | 4' - 3" | 6.1 |
| RESIDENTIAL | P | 55.42 | 1' - 2" | 1' - 6" | 1.7 |
| SUBTOTAL | | | | | 422.2 |

| 55TH FLOOR DEDUCTIONS | | | | | |
|---|---|---|---|---|---|
| ZONE C5-3 MID | | | | | |
| USE | TYPE | No. | LENGTH | WIDTH | AREA (SF) |
| RESIDENTIAL | ST | 55.43 | 0' - 8" | 7' - 2" | 4.8 |
| RESIDENTIAL | M | 55.44 | 0' - 2" | 4' - 10" | 0.7 |
| RESIDENTIAL | ST | 55.45 | 0' - 8" | 1' - 6" | 1.0 |
| RESIDENTIAL | ST | 55.46 | 0' - 8" | 1' - 6" | 1.0 |
| RESIDENTIAL | M | 55.47 | 4' - 10" | 4' - 10" | 23.4 |
| RESIDENTIAL | P | 55.48 | 1' - 1" | 5' - 1" | 5.3 |
| RESIDENTIAL | P | 55.49 | 1' - 0" | 6' - 3" | 6.3 |
| RESIDENTIAL | P | 55.50 | 1' - 0" | 3' - 1" | 3.0 |
| RESIDENTIAL | P | 55.51 | 1' - 1" | 4' - 0" | 4.4 |
| RESIDENTIAL | M | 55.52 | 1' - 6" | 3' - 2" | 4.8 |
| RESIDENTIAL | P | 55.53 | 1' - 0" | 6' - 2" | 6.2 |
| RESIDENTIAL | M | 55.54 | 1' - 7" | 4' - 8" | 7.3 |
| RESIDENTIAL | M | 55.55 | 2' - 10" | 3' - 5" | 9.6 |
| RESIDENTIAL | M | 55.56 | 2' - 11" | 3' - 7" | 10.4 |
| RESIDENTIAL | M | 55.57 | 2' - 1" | 4' - 8" | 9.8 |
| RESIDENTIAL | M | 55.58 | 1' - 9" | 4' - 8" | 8.2 |
| RESIDENTIAL | M | 55.59 | 1' - 10" | 1' - 11" | 3.5 |
| SUBTOTAL | | | | | 109.6 |

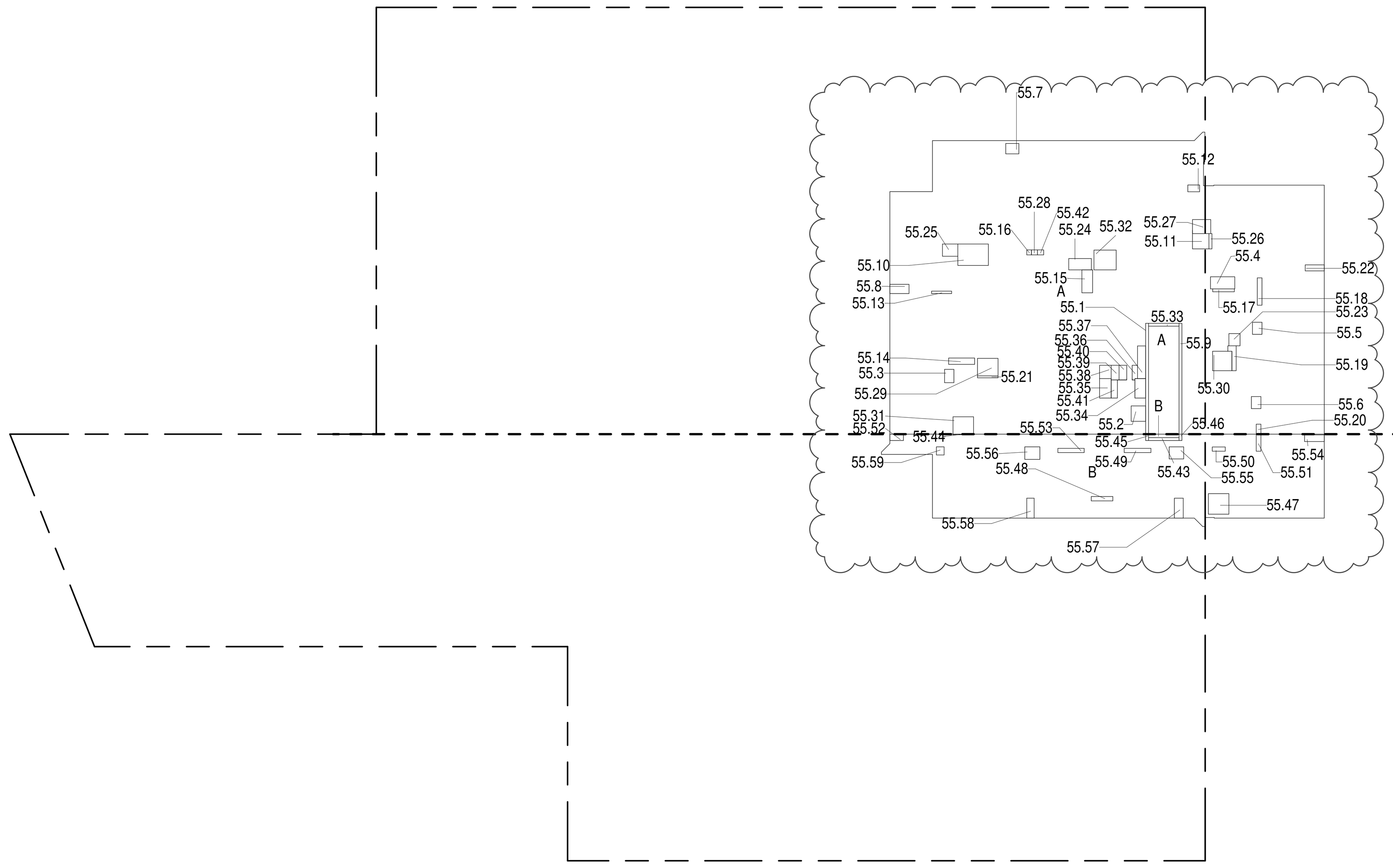


55TH FLOOR (MFD:85TH FLOOR) GROSS FLOOR AREA PLAN AND DEDUCTIONS (1)
3/64" = 1'-0"

| 56TH FLOOR AREA CALCULATIONS | | | | |
|---|---|---|---|---|
| ZONE C5-1 | | | | |
| USE | No. | *GFA | *DEDUCTIONS | *ZFA (SF) |
| RESIDENTIAL | | 6,644 | 422 | 6,222 |
| TOTAL | | 6,644 | 422 | 6,222 |

| 56TH FLOOR AREA CALCULATIONS | | | | |
|---|---|---|---|---|
| ZONE C5-3 MID | | | | |
| USE | No. | *GFA | *DEDUCTIONS | *ZFA (SF) |
| RESIDENTIAL | | 1,874 | 110 | 1,764 |
| TOTAL | | 1,874 | 110 | 1,764 |

| 56TH FLOOR AREA CALCULATIONS | | | |
|---|---|---|---|
| ZONE C5-1 AND C5-3 MID | | | |
| USE | *GFA | *DEDUCTIONS | *ZFA (SF) |
| RESIDENTIAL | 8,518 | 532 | 7,986 |
| TOTAL | 8,518 | 532 | 7,986 |

| 56TH FLOOR DEDUCTIONS | | | | | |
|---|---|---|---|---|---|
| ZONE C5-1 | | | | | |
| USE | TYPE | No. | LENGTH | WIDTH | AREA (SF) |
| RESIDENTIAL | ST | 56.1 | 0' - 8" | 26' - 1" | 17.4 |
| RESIDENTIAL | M | 56.2 | 3' - 5" | 3' - 8" | 12.5 |
| RESIDENTIAL | M | 56.3 | 2' - 2" | 3' - 2" | 6.9 |
| RESIDENTIAL | M | 56.4 | 2' - 10" | 5' - 9" | 16.1 |
| RESIDENTIAL | M | 56.5 | 2' - 3" | 2' - 10" | 6.4 |
| RESIDENTIAL | M | 56.6 | 2' - 3" | 2' - 10" | 6.3 |
| RESIDENTIAL | M | 56.7 | 2' - 6" | 3' - 1" | 7.6 |
| RESIDENTIAL | M | 56.8 | 2' - 2" | 4' - 6" | 9.8 |
| RESIDENTIAL | ST | 56.9 | 0' - 8" | 26' - 1" | 17.4 |
| RESIDENTIAL | M | 56.10 | 5' - 1" | 7' - 2" | 36.2 |
| RESIDENTIAL | M | 56.11 | 3' - 7" | 3' - 11" | 13.8 |
| RESIDENTIAL | M | 56.12 | 1' - 7" | 2' - 9" | 4.4 |
| RESIDENTIAL | P | 56.13 | 0' - 7" | 4' - 9" | 2.6 |
| RESIDENTIAL | P | 56.14 | 1' - 6" | 6' - 1" | 9.2 |
| RESIDENTIAL | P | 56.15 | 2' - 6" | 5' - 5" | 13.6 |
| RESIDENTIAL | P | 56.16 | 1' - 2" | 1' - 2" | 1.3 |
| RESIDENTIAL | P | 56.17 | 0' - 8" | 5' - 1" | 3.5 |
| RESIDENTIAL | P | 56.18 | 1' - 1" | 6' - 5" | 7.1 |
| RESIDENTIAL | P | 56.19 | 1' - 0" | 6' - 10" | 7.0 |
| RESIDENTIAL | P | 56.20 | 1' - 1" | 2' - 4" | 2.6 |
| RESIDENTIAL | P | 56.21 | 0' - 5" | 4' - 10" | 2.2 |
| RESIDENTIAL | M | 56.22 | 1' - 5" | 4' - 6" | 6.3 |
| RESIDENTIAL | M | 56.23 | 2' - 8" | 2' - 11" | 7.5 |
| RESIDENTIAL | M | 56.24 | 2' - 8" | 5' - 4" | 14.0 |
| RESIDENTIAL | M | 56.25 | 2' - 11" | 3' - 8" | 10.5 |
| RESIDENTIAL | P | 56.26 | 0' - 8" | 3' - 7" | 2.5 |
| RESIDENTIAL | M | 56.27 | 3' - 4" | 4' - 4" | 14.3 |
| RESIDENTIAL | M | 56.28 | 1' - 2" | 1' - 5" | 1.7 |
| RESIDENTIAL | M | 56.29 | 4' - 2" | 4' - 10" | 20.0 |
| RESIDENTIAL | M | 56.30 | 4' - 7" | 4' - 7" | 20.8 |
| RESIDENTIAL | M | 56.31 | 4' - 1" | 4' - 10" | 19.6 |
| RESIDENTIAL | M | 56.32 | 4' - 8" | 5' - 3" | 24.4 |
| RESIDENTIAL | ST | 56.33 | 0' - 8" | 7' - 2" | 4.8 |
| RESIDENTIAL | E | 56.34 | 2' - 7" | 4' - 7" | 11.6 |
| RESIDENTIAL | P | 56.35 | 2' - 9" | 4' - 7" | 12.6 |
| SUBTOTAL | | | | | |

| 56TH FLOOR DEDUCTIONS | | | | | |
|---|---|---|---|---|---|
| ZONE C5-1 | | | | | |
| USE | TYPE | No. | LENGTH | WIDTH | AREA (SF) |
| RESIDENTIAL | M | 56.36 | 1' - 2" | 3' - 6" | 4.1 |
| RESIDENTIAL | P | 56.37 | 1' - 11" | 7' - 8" | 14.7 |
| RESIDENTIAL | M | 56.38 | 2' - 9" | 3' - 1" | 8.5 |
| RESIDENTIAL | P | 56.39 | 1' - 10" | 3' - 5" | 6.3 |
| RESIDENTIAL | M | 56.40 | 1' - 10" | 3' - 5" | 6.2 |
| RESIDENTIAL | E | 56.41 | 1' - 5" | 4' - 3" | 6.1 |
| RESIDENTIAL | P | 56.42 | 1' - 2" | 1' - 6" | 1.7 |
| SUBTOTAL | | | | | 422.2 |

| 56TH FLOOR DEDUCTIONS | | | | | |
|---|---|---|---|---|---|
| ZONE C5-3 MID | | | | | |
| USE | TYPE | No. | LENGTH | WIDTH | AREA (SF) |
| RESIDENTIAL | ST | 56.43 | 0' - 8" | 7' - 2" | 4.8 |
| RESIDENTIAL | M | 56.44 | 0' - 2" | 4' - 10" | 0.7 |
| RESIDENTIAL | ST | 56.45 | 0' - 8" | 1' - 6" | 1.0 |
| RESIDENTIAL | ST | 56.46 | 0' - 8" | 1' - 6" | 1.0 |
| RESIDENTIAL | M | 56.47 | 4' - 10" | 4' - 10" | 23.4 |
| RESIDENTIAL | P | 56.48 | 1' - 1" | 5' - 1" | 5.3 |
| RESIDENTIAL | P | 56.49 | 1' - 0" | 6' - 3" | 6.3 |
| RESIDENTIAL | P | 56.50 | 1' - 0" | 3' - 1" | 3.0 |
| RESIDENTIAL | P | 56.51 | 1' - 1" | 4' - 0" | 4.4 |
| RESIDENTIAL | M | 56.52 | 1' - 6" | 3' - 2" | 4.8 |
| RESIDENTIAL | P | 56.53 | 1' - 0" | 6' - 2" | 6.2 |
| RESIDENTIAL | M | 56.54 | 1' - 7" | 4' - 8" | 7.3 |
| RESIDENTIAL | M | 56.55 | 2' - 10" | 3' - 5" | 9.6 |
| RESIDENTIAL | M | 56.56 | 2' - 11" | 3' - 7" | 10.4 |
| RESIDENTIAL | M | 56.57 | 2' - 1" | 4' - 8" | 9.8 |
| RESIDENTIAL | M | 56.58 | 1' - 9" | 4' - 8" | 8.2 |
| RESIDENTIAL | M | 56.59 | 1' - 10" | 1' - 11" | 3.5 |
| SUBTOTAL | | | | | 109.6 |

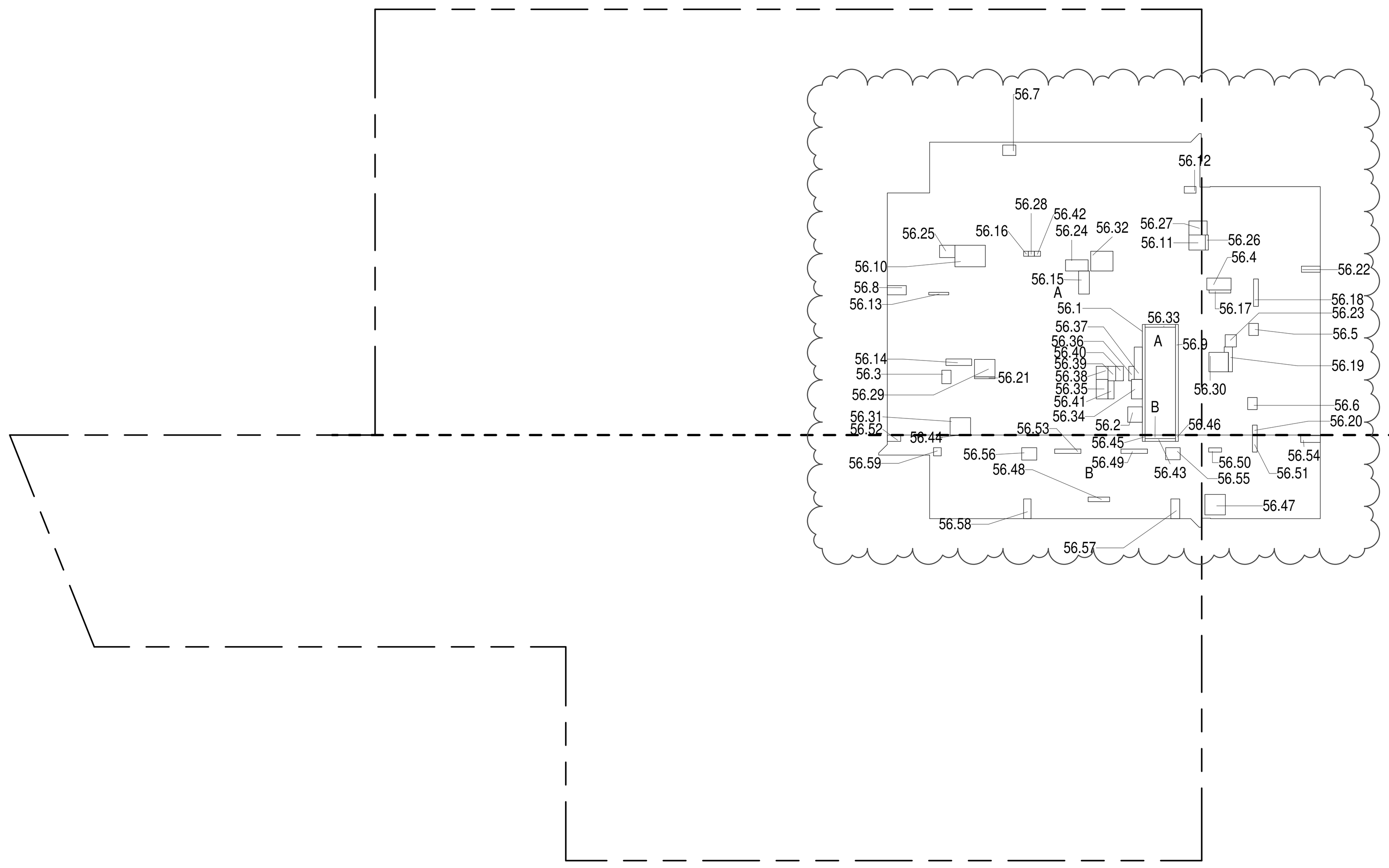


56TH FLOOR (MFD:86TH FLOOR) GROSS FLOOR AREA PLAN AND DEDUCTIONS (2)
3/64" = 1'-0"

| 57TH FLOOR AREA CALCULATIONS | | | | |
|---|---|---|---|---|
| ZONE C5-1 | | | | |
| USE | No. | *GFA | *DEDUCTIONS | *ZFA (SF) |
| RESIDENTIAL | | 6,644 | 440 | 6,204 |
| TOTAL | | 6,644 | 440 | 6,204 |

| 57TH FLOOR AREA CALCULATIONS | | | | |
|---|---|---|---|---|
| ZONE C5-3 MID | | | | |
| USE | No. | *GFA | *DEDUCTIONS | *ZFA (SF) |
| RESIDENTIAL | | 1,874 | 110 | 1,764 |
| TOTAL | | 1,874 | 110 | 1,764 |

| 57TH FLOOR AREA CALCULATIONS | | | |
|---|---|---|---|
| ZONE C5-1 AND C5-3 MID | | | |
| USE | *GFA | *DEDUCTIONS | *ZFA (SF) |
| RESIDENTIAL | 8,518 | 550 | 7,968 |
| TOTAL | 8,518 | 550 | 7,968 |

| 57TH FLOOR DEDUCTIONS | | | | | |
|---|---|---|---|---|---|
| ZONE C5-1 | | | | | |
| USE | TYPE | No. | LENGTH | WIDTH | AREA (SF) |
| RESIDENTIAL | ST | 57.1 | 0' - 8" | 26' - 1" | 17.4 |
| RESIDENTIAL | M | 57.2 | 3' - 5" | 3' - 8" | 12.5 |
| RESIDENTIAL | M | 57.3 | 2' - 2" | 3' - 2" | 6.9 |
| RESIDENTIAL | M | 57.4 | 2' - 10" | 5' - 9" | 16.1 |
| RESIDENTIAL | M | 57.5 | 2' - 3" | 2' - 10" | 6.4 |
| RESIDENTIAL | M | 57.6 | 2' - 3" | 2' - 10" | 6.3 |
| RESIDENTIAL | M | 57.7 | 2' - 6" | 3' - 1" | 7.6 |
| RESIDENTIAL | M | 57.8 | 2' - 2" | 4' - 6" | 9.8 |
| RESIDENTIAL | ST | 57.9 | 0' - 8" | 26' - 1" | 17.4 |
| RESIDENTIAL | M | 57.10 | 5' - 1" | 7' - 2" | 36.2 |
| RESIDENTIAL | M | 57.11 | 3' - 7" | 3' - 11" | 13.8 |
| RESIDENTIAL | M | 57.12 | 1' - 7" | 2' - 9" | 4.4 |
| RESIDENTIAL | P | 57.13 | 0' - 7" | 4' - 9" | 2.6 |
| RESIDENTIAL | P | 57.14 | 1' - 6" | 6' - 1" | 9.2 |
| RESIDENTIAL | P | 57.15 | 2' - 6" | 5' - 5" | 13.6 |
| RESIDENTIAL | P | 57.16 | 1' - 2" | 1' - 2" | 1.3 |
| RESIDENTIAL | P | 57.17 | 0' - 8" | 5' - 1" | 3.5 |
| RESIDENTIAL | P | 57.18 | 1' - 1" | 6' - 5" | 7.1 |
| RESIDENTIAL | P | 57.19 | 1' - 0" | 6' - 10" | 7.0 |
| RESIDENTIAL | P | 57.20 | 1' - 1" | 2' - 4" | 2.6 |
| RESIDENTIAL | P | 57.21 | 0' - 5" | 4' - 10" | 2.2 |
| RESIDENTIAL | M | 57.22 | 1' - 5" | 4' - 6" | 6.3 |
| RESIDENTIAL | M | 57.23 | 2' - 8" | 2' - 11" | 7.5 |
| RESIDENTIAL | M | 57.24 | 2' - 8" | 5' - 4" | 14.0 |
| RESIDENTIAL | M | 57.25 | 2' - 11" | 3' - 8" | 10.5 |
| RESIDENTIAL | P | 57.26 | 0' - 8" | 3' - 7" | 2.5 |
| RESIDENTIAL | M | 57.27 | 3' - 4" | 4' - 4" | 14.3 |
| RESIDENTIAL | M | 57.28 | 1' - 2" | 1' - 5" | 1.7 |
| RESIDENTIAL | M | 57.29 | 4' - 2" | 4' - 10" | 20.0 |
| RESIDENTIAL | M | 57.30 | 4' - 7" | 4' - 7" | 20.8 |
| RESIDENTIAL | M | 57.31 | 4' - 1" | 4' - 10" | 19.6 |
| RESIDENTIAL | M | 57.32 | 4' - 8" | 5' - 3" | 24.4 |
| RESIDENTIAL | ST | 57.33 | 0' - 8" | 7' - 2" | 4.8 |
| RESIDENTIAL | E | 57.34 | 2' - 7" | 4' - 7" | 11.6 |
| RESIDENTIAL | P | 57.35 | 2' - 9" | 4' - 7" | 12.6 |
| SUBTOTAL | | | | | |

| 57TH FLOOR DEDUCTIONS | | | | | |
|---|---|---|---|---|---|
| ZONE C5-1 | | | | | |
| USE | TYPE | No. | LENGTH | WIDTH | AREA (SF) |
| RESIDENTIAL | M | 57.36 | 1' - 2" | 3' - 6" | 4.1 |
| RESIDENTIAL | P | 57.37 | 1' - 11" | 7' - 8" | 14.7 |
| RESIDENTIAL | M | 57.38 | 2' - 9" | 3' - 1" | 8.5 |
| RESIDENTIAL | P | 57.39 | 1' - 10" | 3' - 5" | 6.3 |
| RESIDENTIAL | M | 57.40 | 1' - 10" | 3' - 5" | 6.2 |
| RESIDENTIAL | E | 57.41 | 1' - 5" | 4' - 3" | 6.1 |
| RESIDENTIAL | P | 57.42 | 1' - 2" | 1' - 6" | 1.7 |
| RESIDENTIAL | E | 57.60 | 3' - 5" | 5' - 4" | 18.0 |
| SUBTOTAL | | | | | 440.2 |

| 57TH FLOOR DEDUCTIONS | | | | | |
|---|---|---|---|---|---|
| ZONE C5-3 MID | | | | | |
| USE | TYPE | No. | LENGTH | WIDTH | AREA (SF) |
| RESIDENTIAL | ST | 57.43 | 0' - 8" | 7' - 2" | 4.8 |
| RESIDENTIAL | M | 57.44 | 0' - 2" | 4' - 10" | 0.7 |
| RESIDENTIAL | ST | 57.45 | 0' - 8" | 1' - 6" | 1.0 |
| RESIDENTIAL | ST | 57.46 | 0' - 8" | 1' - 6" | 1.0 |
| RESIDENTIAL | M | 57.47 | 4' - 10" | 4' - 10" | 23.4 |
| RESIDENTIAL | P | 57.48 | 1' - 1" | 5' - 1" | 5.3 |
| RESIDENTIAL | P | 57.49 | 1' - 0" | 6' - 3" | 6.3 |
| RESIDENTIAL | P | 57.50 | 1' - 0" | 3' - 1" | 3.0 |
| RESIDENTIAL | P | 57.51 | 1' - 1" | 4' - 0" | 4.4 |
| RESIDENTIAL | M | 57.52 | 1' - 6" | 3' - 2" | 4.8 |
| RESIDENTIAL | P | 57.53 | 1' - 0" | 6' - 2" | 6.2 |
| RESIDENTIAL | M | 57.54 | 1' - 7" | 4' - 8" | 7.3 |
| RESIDENTIAL | M | 57.55 | 2' - 10" | 3' - 5" | 9.6 |
| RESIDENTIAL | M | 57.56 | 2' - 11" | 3' - 7" | 10.4 |
| RESIDENTIAL | M | 57.57 | 2' - 1" | 4' - 8" | 9.8 |
| RESIDENTIAL | M | 57.58 | 1' - 9" | 4' - 8" | 8.2 |
| RESIDENTIAL | M | 57.59 | 1' - 10" | 1' - 11" | 3.5 |
| SUBTOTAL | | | | | 109.6 |

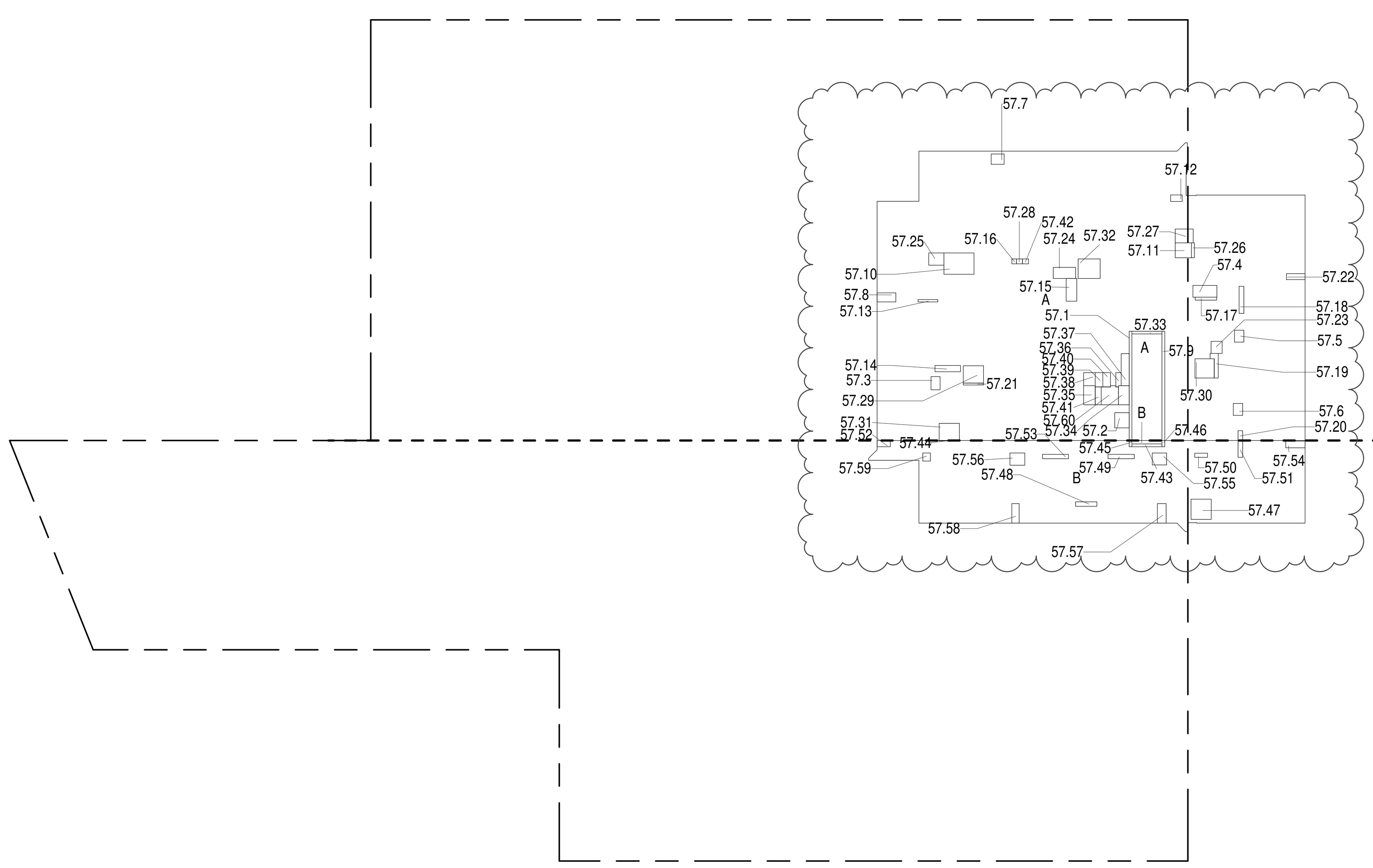


57TH FLOOR (MFD:87TH FLOOR) GROSS FLOOR AREA PLAN AND DEDUCTIONS (3)
3/64" = 1'-0"

ZONING AND DEDUCT LEGEND

DEDUCTIONS
M - MECHANICAL ROOM / RISER
E - ELECTRICAL SHAFT / RISER
P - PLUMBING RISER
BG - BELOW GRADE
O - OPENING TO BELOW
L - LOADING BAYS
ST - 44" RESI STAIR SHAFT (INCLUDING 8" PERIMETER)
G - GAP FROM ADJACENT BUILDING
DEVELOPMENT LOT LINE

* WHERE APPLICABLE, DOCUMENTED AND CALCULATED AREAS HAVE BEEN ROUNDED TO ITS NEXT SIGNIFICANT DIGIT.

** LENGTH AND WIDTH DIMENSIONS FOR COMPLEX SHAPES HAVE BEEN SIMPLIFIED TO ILLUSTRATE ONLY LARGEST OVERALL DIMENSION RESPECTIVELY. AREA DOCUMENTED IS THE EXACT AREA OF THE COMPLEX SHAPE

*** ELECTRICAL DEDUCTIONS ARE ONLY FOR ELECTRICAL RISERS. AND CLOSETS. NO DEDUCTIONS TAKEN FOR TELEPHONE CLOSETS

DEPT OF BLDGS 121328205 Job Number
ES216675795 Scan Code

KEY PLAN:

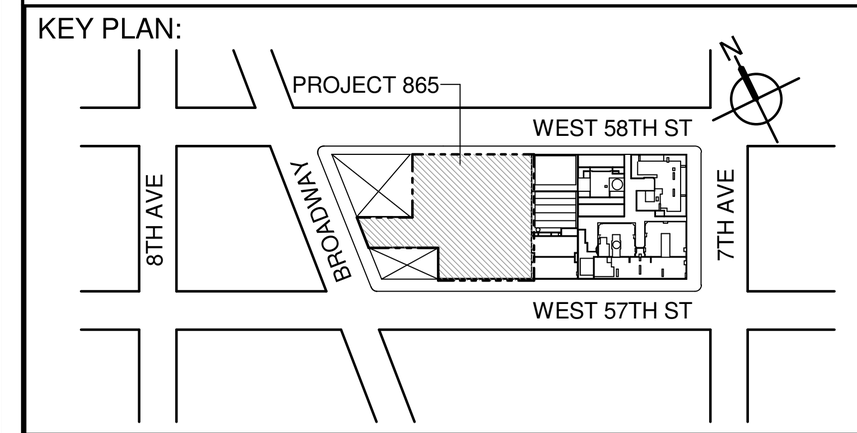


PROJECT NORTH | TRUE NORTH


DEVELOPER:
***EXTELL DEVELOPMENT COMPANY***
805 THIRD AVENUE, 7TH FLOOR
New York, NY 10022 USA
TEL: 212 712 6000 FAX: 212 712 6100

DESIGN ARCHITECT: Base Building Shell & Core
***ADRIAN SMITH + GORDON GILL ARCHITECTURE***
111 WEST MONROE STREET SUITE 2300
CHICAGO IL 60603
TEL: 312 920 1888 FAX: 312 920 1775

ARCHITECT OF RECORD: Base Building Shell & Core
***AAI ARCHITECTS, P.C.***
401 Wellington St. W., 3rd Floor
Toronto, ON M5V 1E7 Canada
TEL: 416 967 1500 FAX: 416 967 7150

STRUCTURAL ENGINEERS:
***WSP CANTOR SEINUK***
228 EAST 45th Street
New York, NY 10017 USA
TEL: 212 687 9888 FAX: 646 487 5501

MEP ENGINEERS:
***AKF GROUP***
1501 Broadway
New York, NY 10036 USA
TEL: 212 354 5656 FAX: 212 354 5668

GEOTECHNICAL ENGINEERS:
***Langan Engineering & Environmental Services***
21 Penn Plaza - 360 West 31st Street, 8th Floor
New York, NY 10001-2727
TEL: 212 479 5400 FAX: 212 479 5444

CODE CONSULTANTS:
***Construction Consulting Associates***
100 Church Street
New York, NY 10007
TEL: 212 385 1818 FAX: 212 385 1911

CURTAINWALL CONSULTANT:
***AJLP Consulting***
40 Worth Street. Suite 826
New York, NY 10013
TEL: 212 757 5659 FAX: 646 219 8508

LANDMARK/PRESERVATION CONSULTANT:
***Higgins Quasebarth & Partners LLC***
11 Hanover Square, 16th Floor
New York, NY 1005
TEL: 212 274 9468 FAX: 646 274 9380

LANDMARK/PRESERVATION CONSULTANT:
***Jan Hird Pokorny Associates, Inc.***
39 West 37th Street, 12A
New York, NY 10018
TEL: 212 759 6462 FAX: 212 759 6540


| No. | DESCRIPTION: | DATE: |
|---|---|---|
| 1 | D.O.B. SUBMISSION | 05 DEC 14 |
| 2 | D.O.B. SUBMISSION | 18 FEB 15 |
| | D.O.B. SUBMISSION | 27 APR 14 |
| | D.O.B. AMENDMENT 2 | 21 SEP 15 |
| | D.O.B. AMENDMENT 3 | 03 OCT 16 |

0 10' - 8" 21' - 4" 42' - 8"

## D.O.B. SUBMISSION


Discrepancies must be reported immediately to the Architect before proceeding. Only figured dimensions are to be used. Contractors must check all dimensions on site. This drawing is protected by copyright.


ALL DIMENSIONS ARE SHOWN IN IMPERIAL.

CONSULTANT:
AAI ARCHITECTS, P.C.

PROJECT:
**217 WEST 57TH STREET**
NEW YORK, NY

DRAWING TITLE:
ZONING FLOOR AREA PLAN AND DEDUCTIONS
55TH, 56TH, 57TH FLOOR

SEAL & SIGNATURE:
REGISTERED ARCHITECT WIEPKE DAVID JANSEN No. 028881 STATE OF NEW YORK

| DATE: | 05 DEC 14 |
|---|---|
| PROJECT No: | 1216-00 |
| DRAWN: Author | REV: 2 |
| CHK: Checker | |
| SCALE: 3/64" = 1'-0" | |
| DWG No: | **Z-027.02** |
| DOB PAGE No: | 24 of 454 |

DOB EMPLOYEE STAMP: | DOB B-SCAN:

FILE NAME:
PLOT DATE: 10/14/2016 2:03:42 PM

36" x 48" Arch E -SHEET SIZE

DEPT OF BLDGS 121328205 Job Number

ES965349041 Scan Code

| 58TH FLOOR AREA CALCULATIONS | | | | |
|---|---|---|---|---|
| ZONE C5-1 | | | | |
| USE | No. | *GFA | *DEDUCTIONS | *ZFA (SF) |
| RESIDENTIAL | | 6,644 | 422 | 6,222 |
| TOTAL | | 6,644 | 422 | 6,222 |

| 58TH FLOOR AREA CALCULATIONS | | | | |
|---|---|---|---|---|
| ZONE C5-3 MID | | | | |
| USE | No. | *GFA | *DEDUCTIONS | *ZFA (SF) |
| RESIDENTIAL | | 1,874 | 110 | 1,764 |
| TOTAL | | 1,874 | 110 | 1,764 |

| 58TH FLOOR AREA CALCULATIONS | | | |
|---|---|---|---|
| ZONE C5-1 AND C5-3 MID | | | |
| USE | *GFA | *DEDUCTIONS | *ZFA (SF) |
| RESIDENTIAL | 8,518 | 532 | 7,986 |
| TOTAL | 8,518 | 532 | 7,986 |

| 58TH FLOOR DEDUCTIONS | | | | | |
|---|---|---|---|---|---|
| ZONE C5-1 | | | | | |
| USE | TYPE | No. | LENGTH | WIDTH | AREA (SF) |
| RESIDENTIAL | ST | 58.1 | 0' - 8" | 26' - 1" | 17.4 |
| RESIDENTIAL | M | 58.2 | 3' - 5" | 3' - 8" | 12.5 |
| RESIDENTIAL | M | 58.3 | 2' - 2" | 3' - 2" | 6.9 |
| RESIDENTIAL | M | 58.4 | 2' - 10" | 5' - 9" | 16.1 |
| RESIDENTIAL | M | 58.5 | 2' - 3" | 2' - 10" | 6.4 |
| RESIDENTIAL | M | 58.6 | 2' - 3" | 2' - 10" | 6.3 |
| RESIDENTIAL | M | 58.7 | 2' - 6" | 3' - 1" | 7.6 |
| RESIDENTIAL | M | 58.8 | 2' - 2" | 4' - 6" | 9.8 |
| RESIDENTIAL | ST | 58.9 | 0' - 8" | 26' - 1" | 17.4 |
| RESIDENTIAL | M | 58.10 | 5' - 1" | 7' - 2" | 36.2 |
| RESIDENTIAL | M | 58.11 | 3' - 7" | 3' - 11" | 13.8 |
| RESIDENTIAL | M | 58.12 | 1' - 7" | 2' - 9" | 4.4 |
| RESIDENTIAL | P | 58.13 | 0' - 7" | 4' - 9" | 2.6 |
| RESIDENTIAL | P | 58.14 | 1' - 6" | 6' - 1" | 9.2 |
| RESIDENTIAL | P | 58.15 | 2' - 6" | 5' - 5" | 13.6 |
| RESIDENTIAL | P | 58.16 | 1' - 2" | 1' - 2" | 1.3 |
| RESIDENTIAL | P | 58.17 | 0' - 8" | 5' - 1" | 3.5 |
| RESIDENTIAL | P | 58.18 | 1' - 1" | 6' - 5" | 7.1 |
| RESIDENTIAL | P | 58.19 | 1' - 0" | 6' - 10" | 7.0 |
| RESIDENTIAL | P | 58.20 | 1' - 1" | 2' - 4" | 2.6 |
| RESIDENTIAL | P | 58.21 | 0' - 5" | 4' - 10" | 2.2 |
| RESIDENTIAL | M | 58.22 | 1' - 5" | 4' - 6" | 6.3 |
| RESIDENTIAL | M | 58.23 | 2' - 8" | 2' - 11" | 7.5 |
| RESIDENTIAL | M | 58.24 | 2' - 8" | 5' - 4" | 14.0 |
| RESIDENTIAL | M | 58.25 | 2' - 11" | 3' - 8" | 10.5 |
| RESIDENTIAL | P | 58.26 | 0' - 8" | 3' - 7" | 2.5 |
| RESIDENTIAL | M | 58.27 | 3' - 4" | 4' - 4" | 14.3 |
| RESIDENTIAL | M | 58.28 | 1' - 2" | 1' - 5" | 1.7 |
| RESIDENTIAL | M | 58.29 | 4' - 2" | 4' - 10" | 20.0 |
| RESIDENTIAL | M | 58.30 | 4' - 7" | 4' - 7" | 20.8 |
| RESIDENTIAL | M | 58.31 | 4' - 1" | 4' - 10" | 19.6 |
| RESIDENTIAL | M | 58.32 | 4' - 8" | 5' - 3" | 24.4 |
| RESIDENTIAL | ST | 58.33 | 0' - 8" | 7' - 2" | 4.8 |
| RESIDENTIAL | E | 58.34 | 2' - 7" | 4' - 7" | 11.6 |
| RESIDENTIAL | P | 58.35 | 2' - 9" | 4' - 7" | 12.6 |
| SUBTOTAL | | | | | |

| 58TH FLOOR DEDUCTIONS | | | | | |
|---|---|---|---|---|---|
| ZONE C5-1 | | | | | |
| USE | TYPE | No. | LENGTH | WIDTH | AREA (SF) |
| RESIDENTIAL | M | 58.36 | 1' - 2" | 3' - 6" | 4.1 |
| RESIDENTIAL | P | 58.37 | 1' - 11" | 7' - 8" | 14.7 |
| RESIDENTIAL | M | 58.38 | 2' - 9" | 3' - 1" | 8.5 |
| RESIDENTIAL | P | 58.39 | 1' - 10" | 3' - 5" | 6.3 |
| RESIDENTIAL | M | 58.40 | 1' - 10" | 3' - 5" | 6.2 |
| RESIDENTIAL | E | 58.41 | 1' - 5" | 4' - 3" | 6.1 |
| RESIDENTIAL | P | 58.42 | 1' - 2" | 1' - 6" | 1.7 |
| SUBTOTAL | | | | | 422.2 |

| 58TH FLOOR DEDUCTIONS | | | | | |
|---|---|---|---|---|---|
| ZONE C5-3 MID | | | | | |
| USE | TYPE | No. | LENGTH | WIDTH | AREA (SF) |
| RESIDENTIAL | ST | 58.43 | 0' - 8" | 7' - 2" | 4.8 |
| RESIDENTIAL | M | 58.44 | 0' - 2" | 4' - 10" | 0.7 |
| RESIDENTIAL | ST | 58.45 | 0' - 8" | 1' - 6" | 1.0 |
| RESIDENTIAL | ST | 58.46 | 0' - 8" | 1' - 6" | 1.0 |
| RESIDENTIAL | M | 58.47 | 4' - 10" | 4' - 10" | 23.4 |
| RESIDENTIAL | P | 58.48 | 1' - 1" | 5' - 1" | 5.3 |
| RESIDENTIAL | P | 58.49 | 1' - 0" | 6' - 3" | 6.3 |
| RESIDENTIAL | P | 58.50 | 1' - 0" | 3' - 1" | 3.0 |
| RESIDENTIAL | P | 58.51 | 1' - 1" | 4' - 0" | 4.4 |
| RESIDENTIAL | M | 58.52 | 1' - 6" | 3' - 2" | 4.8 |
| RESIDENTIAL | P | 58.53 | 1' - 0" | 6' - 2" | 6.2 |
| RESIDENTIAL | M | 58.54 | 1' - 7" | 4' - 8" | 7.3 |
| RESIDENTIAL | M | 58.55 | 2' - 10" | 3' - 5" | 9.6 |
| RESIDENTIAL | M | 58.56 | 2' - 11" | 3' - 7" | 10.4 |
| RESIDENTIAL | M | 58.57 | 2' - 1" | 4' - 8" | 9.8 |
| RESIDENTIAL | M | 58.58 | 1' - 9" | 4' - 8" | 8.2 |
| RESIDENTIAL | M | 58.59 | 1' - 10" | 1' - 11" | 3.5 |
| SUBTOTAL | | | | | 109.6 |

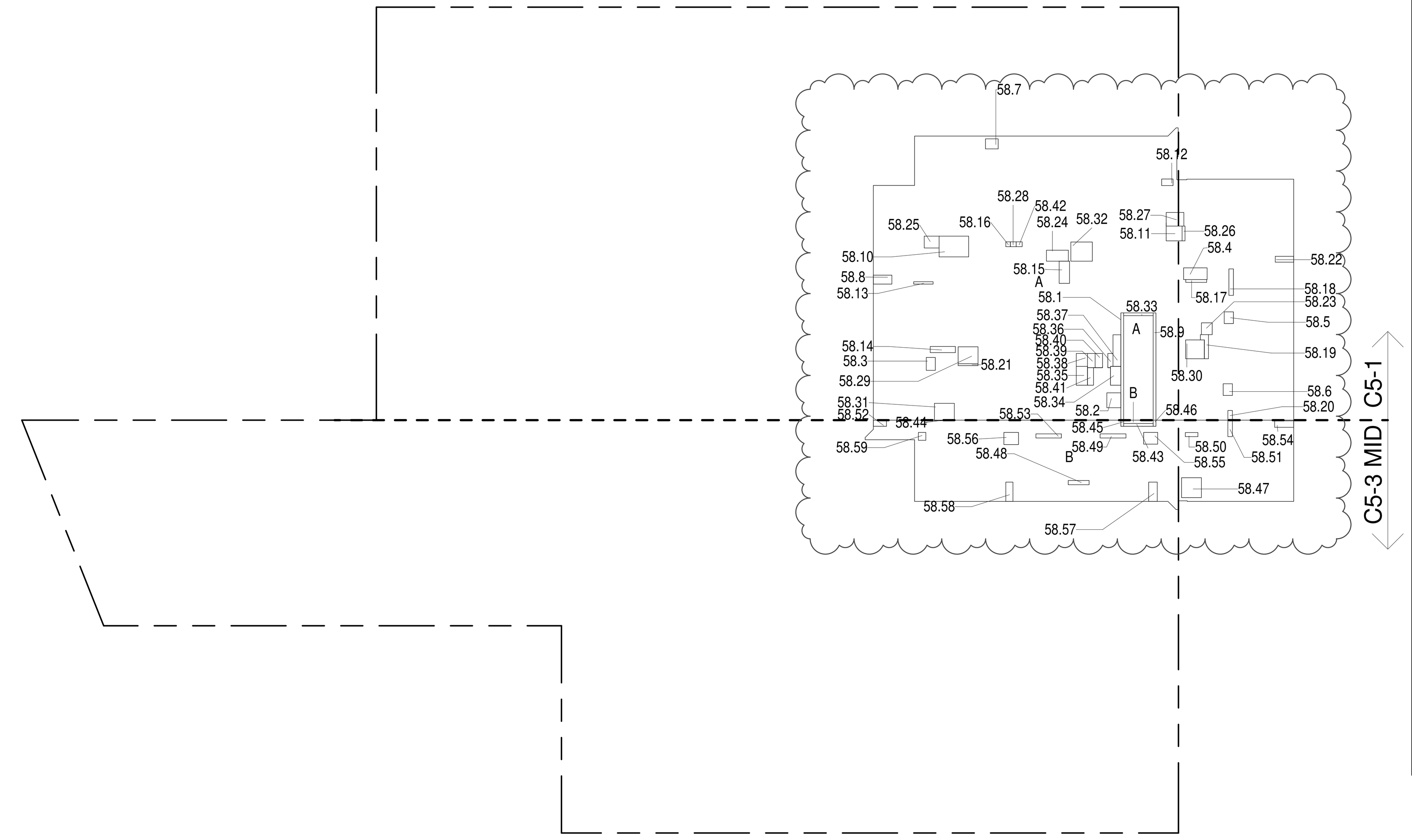


58TH FLOOR (MFD:88TH FLOOR) GROSS FLOOR AREA PLAN AND DEDUCTIONS 1
3/64" = 1'-0"

| 59TH FLOOR AREA CALCULATIONS | | | | |
|---|---|---|---|---|
| ZONE C5-1 | | | | |
| USE | No. | *GFA | *DEDUCTIONS | *ZFA (SF) |
| RESIDENTIAL | | 6,644 | 422 | 6,222 |
| TOTAL | | 6,644 | 422 | 6,222 |

| 59TH FLOOR AREA CALCULATIONS | | | | |
|---|---|---|---|---|
| ZONE C5-3 MID | | | | |
| USE | No. | *GFA | *DEDUCTIONS | *ZFA (SF) |
| RESIDENTIAL | | 1,874 | 110 | 1,764 |
| TOTAL | | 1,874 | 110 | 1,764 |

| 59TH FLOOR AREA CALCULATIONS | | | |
|---|---|---|---|
| ZONE C5-1 AND C5-3 MID | | | |
| USE | *GFA | *DEDUCTIONS | *ZFA (SF) |
| RESIDENTIAL | 8,518 | 532 | 7,986 |
| TOTAL | 8,518 | 532 | 7,986 |

| 59TH FLOOR DEDUCTIONS | | | | | |
|---|---|---|---|---|---|
| ZONE C5-1 | | | | | |
| USE | TYPE | No. | LENGTH | WIDTH | AREA (SF) |
| RESIDENTIAL | ST | 59.1 | 0' - 8" | 26' - 1" | 17.4 |
| RESIDENTIAL | M | 59.2 | 3' - 5" | 3' - 8" | 12.5 |
| RESIDENTIAL | M | 59.3 | 2' - 2" | 3' - 2" | 6.9 |
| RESIDENTIAL | M | 59.4 | 2' - 10" | 5' - 9" | 16.1 |
| RESIDENTIAL | M | 59.5 | 2' - 3" | 2' - 10" | 6.4 |
| RESIDENTIAL | M | 59.6 | 2' - 3" | 2' - 10" | 6.3 |
| RESIDENTIAL | M | 59.7 | 2' - 6" | 3' - 1" | 7.6 |
| RESIDENTIAL | M | 59.8 | 2' - 2" | 4' - 6" | 9.8 |
| RESIDENTIAL | ST | 59.9 | 0' - 8" | 26' - 1" | 17.4 |
| RESIDENTIAL | M | 59.10 | 5' - 1" | 7' - 2" | 36.2 |
| RESIDENTIAL | M | 59.11 | 3' - 7" | 3' - 11" | 13.8 |
| RESIDENTIAL | M | 59.12 | 1' - 7" | 2' - 9" | 4.4 |
| RESIDENTIAL | P | 59.13 | 0' - 7" | 4' - 9" | 2.6 |
| RESIDENTIAL | P | 59.14 | 1' - 6" | 6' - 1" | 9.2 |
| RESIDENTIAL | P | 59.15 | 2' - 6" | 5' - 5" | 13.6 |
| RESIDENTIAL | P | 59.16 | 1' - 2" | 1' - 2" | 1.3 |
| RESIDENTIAL | P | 59.17 | 0' - 8" | 5' - 1" | 3.5 |
| RESIDENTIAL | P | 59.18 | 1' - 1" | 6' - 5" | 7.1 |
| RESIDENTIAL | P | 59.19 | 1' - 0" | 6' - 10" | 7.0 |
| RESIDENTIAL | P | 59.20 | 1' - 1" | 2' - 4" | 2.6 |
| RESIDENTIAL | P | 59.21 | 0' - 5" | 4' - 10" | 2.2 |
| RESIDENTIAL | M | 59.22 | 1' - 5" | 4' - 6" | 6.3 |
| RESIDENTIAL | M | 59.23 | 2' - 8" | 2' - 11" | 7.5 |
| RESIDENTIAL | M | 59.24 | 2' - 8" | 5' - 4" | 14.0 |
| RESIDENTIAL | M | 59.25 | 2' - 11" | 3' - 8" | 10.5 |
| RESIDENTIAL | P | 59.26 | 0' - 8" | 3' - 7" | 2.5 |
| RESIDENTIAL | M | 59.27 | 3' - 4" | 4' - 4" | 14.3 |
| RESIDENTIAL | M | 59.28 | 1' - 2" | 1' - 5" | 1.7 |
| RESIDENTIAL | M | 59.29 | 4' - 2" | 4' - 10" | 20.0 |
| RESIDENTIAL | M | 59.30 | 4' - 7" | 4' - 7" | 20.8 |
| RESIDENTIAL | M | 59.31 | 4' - 1" | 4' - 10" | 19.6 |
| RESIDENTIAL | M | 59.32 | 4' - 8" | 5' - 3" | 24.4 |
| RESIDENTIAL | ST | 59.33 | 0' - 8" | 7' - 2" | 4.8 |
| RESIDENTIAL | E | 59.34 | 2' - 7" | 4' - 7" | 11.6 |
| RESIDENTIAL | P | 59.35 | 2' - 9" | 4' - 7" | 12.6 |
| SUBTOTAL | | | | | |

| 59TH FLOOR DEDUCTIONS | | | | | |
|---|---|---|---|---|---|
| ZONE C5-1 | | | | | |
| USE | TYPE | No. | LENGTH | WIDTH | AREA (SF) |
| RESIDENTIAL | M | 59.36 | 1' - 2" | 3' - 6" | 4.1 |
| RESIDENTIAL | P | 59.37 | 1' - 11" | 7' - 8" | 14.7 |
| RESIDENTIAL | M | 59.38 | 2' - 9" | 3' - 1" | 8.5 |
| RESIDENTIAL | P | 59.39 | 1' - 10" | 3' - 5" | 6.3 |
| RESIDENTIAL | M | 59.40 | 1' - 10" | 3' - 5" | 6.2 |
| RESIDENTIAL | E | 59.41 | 1' - 5" | 4' - 3" | 6.1 |
| RESIDENTIAL | P | 59.42 | 1' - 2" | 1' - 6" | 1.7 |
| SUBTOTAL | | | | | 422.2 |

| 59TH FLOOR DEDUCTIONS | | | | | |
|---|---|---|---|---|---|
| ZONE C5-3 MID | | | | | |
| USE | TYPE | No. | LENGTH | WIDTH | AREA (SF) |
| RESIDENTIAL | ST | 59.43 | 0' - 8" | 7' - 2" | 4.8 |
| RESIDENTIAL | M | 59.44 | 0' - 2" | 4' - 10" | 0.7 |
| RESIDENTIAL | ST | 59.45 | 0' - 8" | 1' - 6" | 1.0 |
| RESIDENTIAL | ST | 59.46 | 0' - 8" | 1' - 6" | 1.0 |
| RESIDENTIAL | M | 59.47 | 4' - 10" | 4' - 10" | 23.4 |
| RESIDENTIAL | P | 59.48 | 1' - 1" | 5' - 1" | 5.3 |
| RESIDENTIAL | P | 59.49 | 1' - 0" | 6' - 3" | 6.3 |
| RESIDENTIAL | P | 59.50 | 1' - 0" | 3' - 1" | 3.0 |
| RESIDENTIAL | P | 59.51 | 1' - 1" | 4' - 0" | 4.4 |
| RESIDENTIAL | M | 59.52 | 1' - 6" | 3' - 2" | 4.8 |
| RESIDENTIAL | P | 59.53 | 1' - 0" | 6' - 2" | 6.2 |
| RESIDENTIAL | M | 59.54 | 1' - 7" | 4' - 8" | 7.3 |
| RESIDENTIAL | M | 59.55 | 2' - 10" | 3' - 5" | 9.6 |
| RESIDENTIAL | M | 59.56 | 2' - 11" | 3' - 7" | 10.4 |
| RESIDENTIAL | M | 59.57 | 2' - 1" | 4' - 8" | 9.8 |
| RESIDENTIAL | M | 59.58 | 1' - 9" | 4' - 8" | 8.2 |
| RESIDENTIAL | M | 59.59 | 1' - 10" | 1' - 11" | 3.5 |
| SUBTOTAL | | | | | 109.6 |

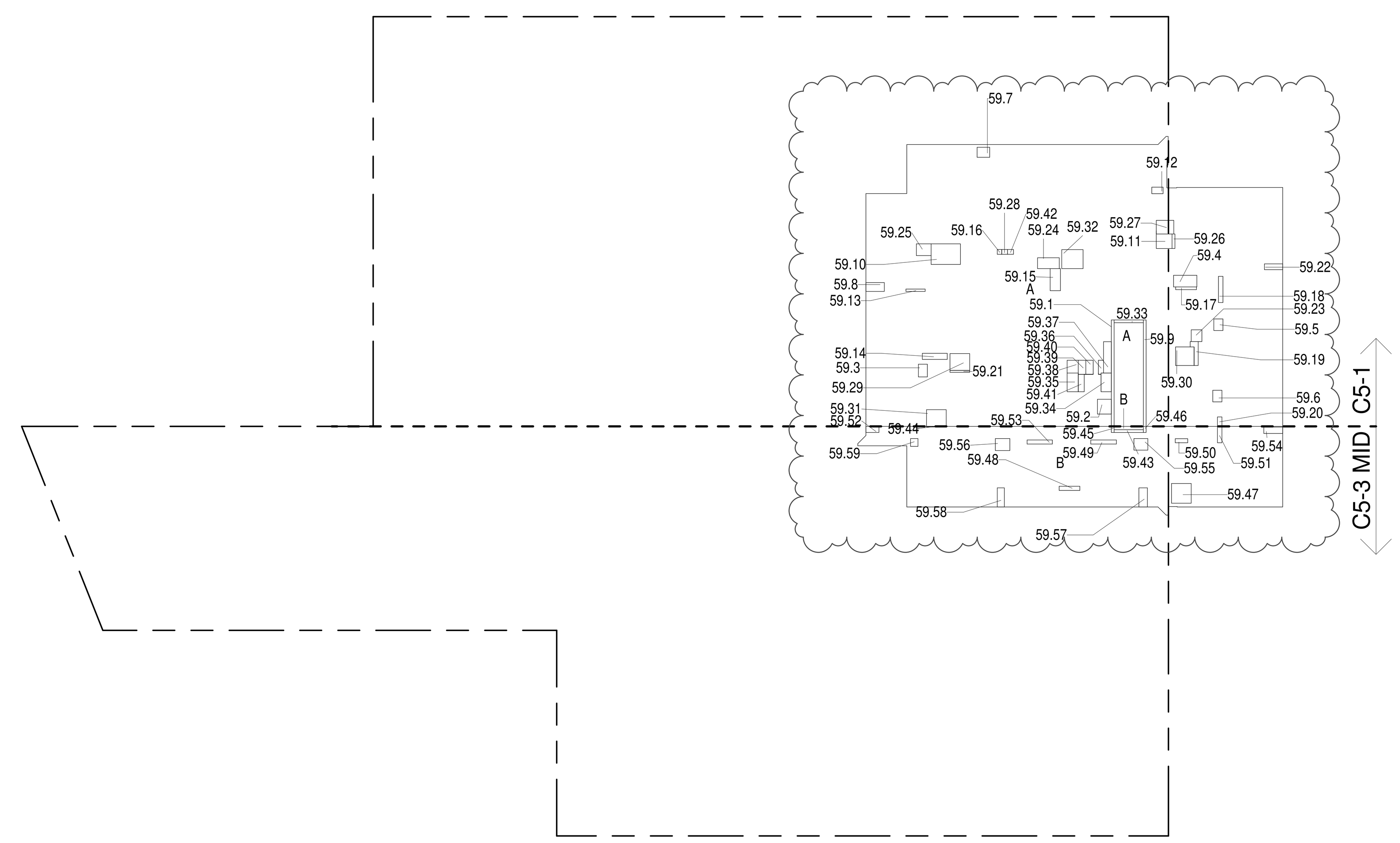


59TH FLOOR (MFD:89TH FLOOR) GROSS FLOOR AREA PLAN AND DEDUCTIONS 2
3/64" = 1'-0"

| 60TH FLOOR AREA CALCULATIONS | | | | |
|---|---|---|---|---|
| ZONE C5-1 | | | | |
| USE | No. | *GFA | *DEDUCTIONS | *ZFA (SF) |
| RESIDENTIAL | | 6,644 | 440 | 6,204 |
| TOTAL | | 6,644 | 440 | 6,204 |

| 60TH FLOOR AREA CALCULATIONS | | | | |
|---|---|---|---|---|
| ZONE C5-3 MID | | | | |
| USE | No. | *GFA | *DEDUCTIONS | *ZFA (SF) |
| RESIDENTIAL | | 1,874 | 110 | 1,764 |
| TOTAL | | 1,874 | 110 | 1,764 |

| 60TH FLOOR AREA CALCULATIONS | | | |
|---|---|---|---|
| ZONE C5-1 AND C5-3 MID | | | |
| USE | *GFA | *DEDUCTIONS | *ZFA (SF) |
| RESIDENTIAL | 8,518 | 550 | 7,968 |
| TOTAL | 8,518 | 550 | 7,968 |

| 60TH FLOOR DEDUCTIONS | | | | | |
|---|---|---|---|---|---|
| ZONE C5-1 | | | | | |
| USE | TYPE | No. | LENGTH | WIDTH | AREA (SF) |
| RESIDENTIAL | ST | 60.1 | 0' - 8" | 26' - 1" | 17.4 |
| RESIDENTIAL | M | 60.2 | 3' - 5" | 3' - 8" | 12.5 |
| RESIDENTIAL | M | 60.3 | 2' - 2" | 3' - 2" | 6.9 |
| RESIDENTIAL | M | 60.4 | 2' - 10" | 5' - 9" | 16.1 |
| RESIDENTIAL | M | 60.5 | 2' - 3" | 2' - 10" | 6.4 |
| RESIDENTIAL | M | 60.6 | 2' - 3" | 2' - 10" | 6.3 |
| RESIDENTIAL | M | 60.7 | 2' - 6" | 3' - 1" | 7.6 |
| RESIDENTIAL | M | 60.8 | 2' - 2" | 4' - 6" | 9.8 |
| RESIDENTIAL | ST | 60.9 | 0' - 8" | 26' - 1" | 17.4 |
| RESIDENTIAL | M | 60.10 | 5' - 1" | 7' - 2" | 36.2 |
| RESIDENTIAL | M | 60.11 | 3' - 7" | 3' - 11" | 13.8 |
| RESIDENTIAL | M | 60.12 | 1' - 7" | 2' - 9" | 4.4 |
| RESIDENTIAL | P | 60.13 | 0' - 7" | 4' - 9" | 2.6 |
| RESIDENTIAL | P | 60.14 | 1' - 6" | 6' - 1" | 9.2 |
| RESIDENTIAL | P | 60.15 | 2' - 6" | 5' - 5" | 13.6 |
| RESIDENTIAL | P | 60.16 | 1' - 2" | 1' - 2" | 1.3 |
| RESIDENTIAL | P | 60.17 | 0' - 8" | 5' - 1" | 3.5 |
| RESIDENTIAL | P | 60.18 | 1' - 1" | 6' - 5" | 7.1 |
| RESIDENTIAL | P | 60.19 | 1' - 0" | 6' - 10" | 7.0 |
| RESIDENTIAL | P | 60.20 | 1' - 1" | 2' - 4" | 2.6 |
| RESIDENTIAL | P | 60.21 | 0' - 5" | 4' - 10" | 2.2 |
| RESIDENTIAL | M | 60.22 | 1' - 5" | 4' - 6" | 6.3 |
| RESIDENTIAL | M | 60.23 | 2' - 8" | 2' - 11" | 7.5 |
| RESIDENTIAL | M | 60.24 | 2' - 8" | 5' - 4" | 14.0 |
| RESIDENTIAL | M | 60.25 | 2' - 11" | 3' - 8" | 10.5 |
| RESIDENTIAL | P | 60.26 | 0' - 8" | 3' - 7" | 2.5 |
| RESIDENTIAL | M | 60.27 | 3' - 4" | 4' - 4" | 14.3 |
| RESIDENTIAL | M | 60.28 | 1' - 2" | 1' - 5" | 1.7 |
| RESIDENTIAL | M | 60.29 | 4' - 2" | 4' - 10" | 20.0 |
| RESIDENTIAL | M | 60.30 | 4' - 7" | 4' - 7" | 20.8 |
| RESIDENTIAL | M | 60.31 | 4' - 1" | 4' - 10" | 19.6 |
| RESIDENTIAL | M | 60.32 | 4' - 8" | 5' - 3" | 24.4 |
| RESIDENTIAL | ST | 60.33 | 0' - 8" | 7' - 2" | 4.8 |
| RESIDENTIAL | E | 60.34 | 2' - 7" | 4' - 7" | 11.6 |
| RESIDENTIAL | P | 60.35 | 2' - 9" | 4' - 7" | 12.6 |
| SUBTOTAL | | | | | |

| 60TH FLOOR DEDUCTIONS | | | | | |
|---|---|---|---|---|---|
| ZONE C5-1 | | | | | |
| USE | TYPE | No. | LENGTH | WIDTH | AREA (SF) |
| RESIDENTIAL | M | 60.36 | 1' - 2" | 3' - 6" | 4.1 |
| RESIDENTIAL | P | 60.37 | 1' - 11" | 7' - 8" | 14.7 |
| RESIDENTIAL | M | 60.38 | 2' - 9" | 3' - 1" | 8.5 |
| RESIDENTIAL | P | 60.39 | 1' - 10" | 3' - 5" | 6.3 |
| RESIDENTIAL | M | 60.40 | 1' - 10" | 3' - 5" | 6.2 |
| RESIDENTIAL | E | 60.41 | 1' - 5" | 4' - 3" | 6.1 |
| RESIDENTIAL | P | 60.42 | 1' - 2" | 1' - 6" | 1.7 |
| RESIDENTIAL | E | 60.60 | 3' - 5" | 5' - 4" | 18.0 |
| SUBTOTAL | | | | | 440.2 |

| 60TH FLOOR DEDUCTIONS | | | | | |
|---|---|---|---|---|---|
| ZONE C5-3 MID | | | | | |
| USE | TYPE | No. | LENGTH | WIDTH | AREA (SF) |
| RESIDENTIAL | ST | 60.43 | 0' - 8" | 7' - 2" | 4.8 |
| RESIDENTIAL | M | 60.44 | 0' - 2" | 4' - 10" | 0.7 |
| RESIDENTIAL | ST | 60.45 | 0' - 8" | 1' - 6" | 1.0 |
| RESIDENTIAL | ST | 60.46 | 0' - 8" | 1' - 6" | 1.0 |
| RESIDENTIAL | M | 60.47 | 4' - 10" | 4' - 10" | 23.4 |
| RESIDENTIAL | P | 60.48 | 1' - 1" | 5' - 1" | 5.3 |
| RESIDENTIAL | P | 60.49 | 1' - 0" | 6' - 3" | 6.3 |
| RESIDENTIAL | P | 60.50 | 1' - 0" | 3' - 1" | 3.0 |
| RESIDENTIAL | P | 60.51 | 1' - 1" | 4' - 0" | 4.4 |
| RESIDENTIAL | M | 60.52 | 1' - 6" | 3' - 2" | 4.8 |
| RESIDENTIAL | P | 60.53 | 1' - 0" | 6' - 2" | 6.2 |
| RESIDENTIAL | M | 60.54 | 1' - 7" | 4' - 8" | 7.3 |
| RESIDENTIAL | M | 60.55 | 2' - 10" | 3' - 5" | 9.6 |
| RESIDENTIAL | M | 60.56 | 2' - 11" | 3' - 7" | 10.4 |
| RESIDENTIAL | M | 60.57 | 2' - 1" | 4' - 8" | 9.8 |
| RESIDENTIAL | M | 60.58 | 1' - 9" | 4' - 8" | 8.2 |
| RESIDENTIAL | M | 60.59 | 1' - 10" | 1' - 11" | 3.5 |
| SUBTOTAL | | | | | 109.6 |

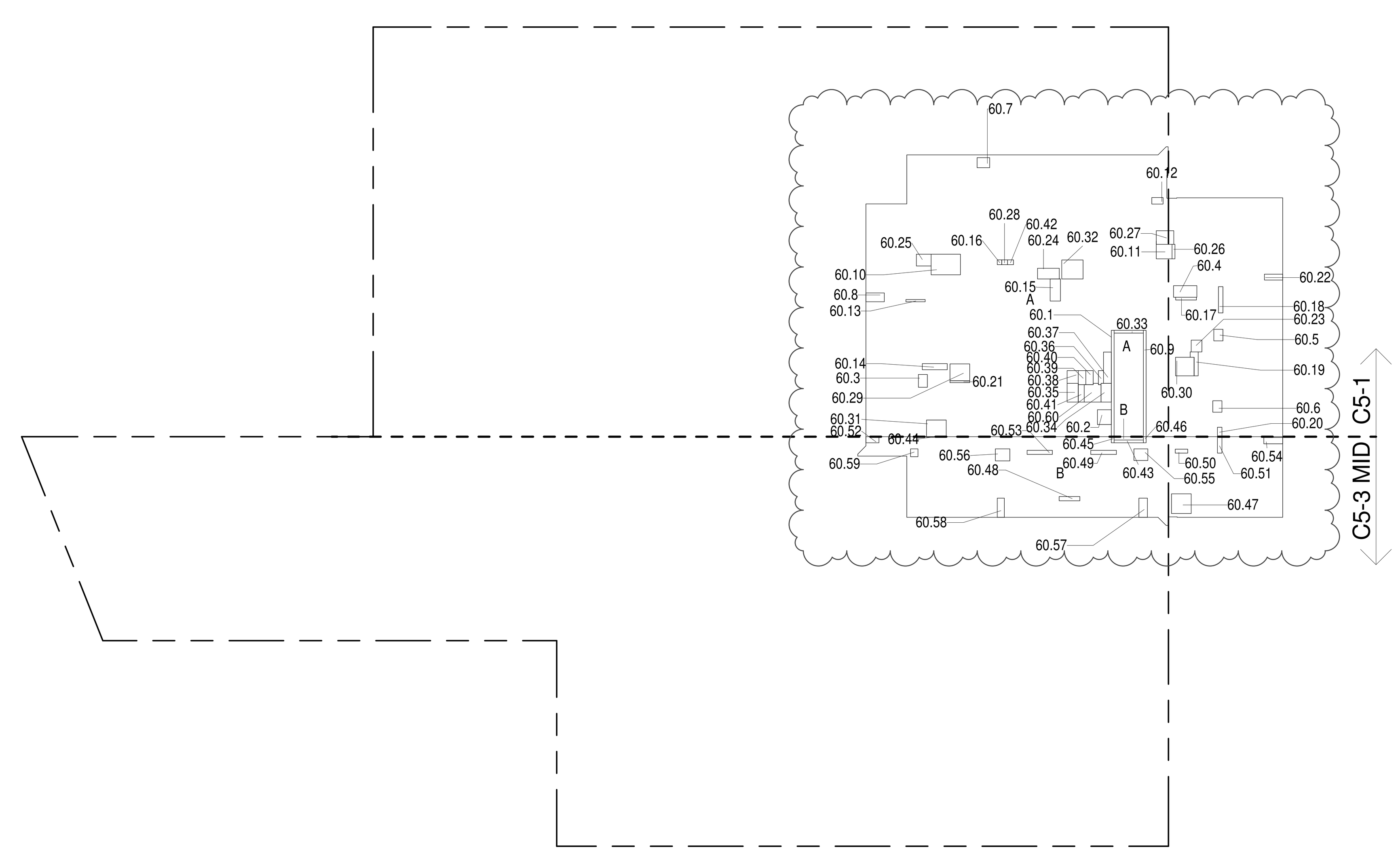


60TH FLOOR (MFD:90TH FLOOR) GROSS FLOOR AREA PLAN AND DEDUCTIONS 3
3/64" = 1'-0"

ZONING AND DEDUCT LEGEND

DEDUCTIONS

M - MECHANICAL ROOM / RISER
E - ELECTRICAL SHAFT / RISER
P - PLUMBING RISER
BG - BELOW GRADE
O - OPENING TO BELOW
L - LOADING BAYS
ST - 44" RESI STAIR SHAFT (INCLUDING 8" PERIMETER)
G - GAP FROM ADJACENT BUILDING

DEVELOPMENT LOT LINE

* WHERE APPLICABLE, DOCUMENTED AND CALCULATED AREAS HAVE BEEN ROUNDED TO ITS NEXT SIGNIFICANT DIGIT.

** LENGTH AND WIDTH DIMENSIONS FOR COMPLEX SHAPES HAVE BEEN SIMPLIFIED TO ILLUSTRATE ONLY LARGEST OVERALL DIMENSION RESPECTIVELY. AREA DOCUMENTED IS THE EXACT AREA OF THE COMPLEX SHAPE

*** ELECTRICAL DEDUCTIONS ARE ONLY FOR ELECTRICAL RISERS. AND CLOSETS. NO DEDUCTIONS TAKEN FOR TELEPHONE CLOSETS

KEY PLAN:

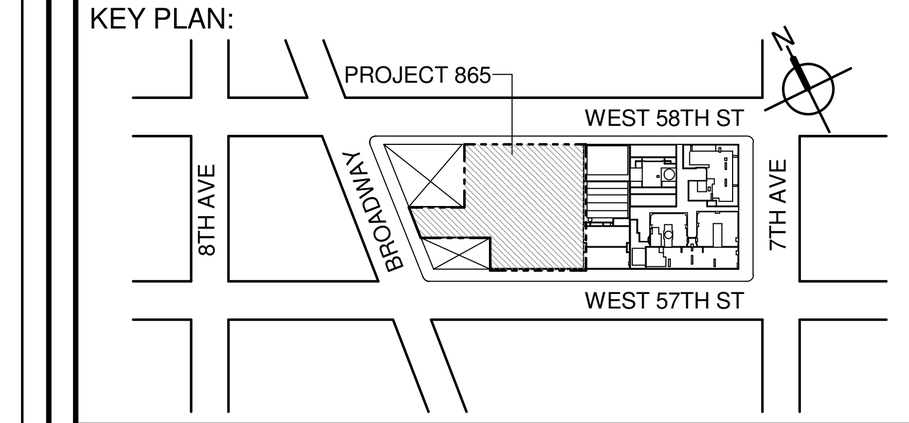


PROJECT NORTH

TRUE NORTH


DEVELOPER:
**EXTELL DEVELOPMENT COMPANY**
805 THIRD AVENUE, 7TH FLOOR
New York, NY 10022 USA
TEL: 212 712 6000 FAX: 212 712 6100

DESIGN ARCHITECT: Base Building Shell & Core
**ADRIAN SMITH + GORDON GILL ARCHITECTURE**
111 WEST MONROE STREET SUITE 2300
CHICAGO IL 60603
TEL: 312 920 1888 FAX: 312 920 1775

ARCHITECT OF RECORD: Base Building Shell & Core
**AAI ARCHITECTS, P.C.**
401 Wellington St. W., 3rd Floor
Toronto, ON M5V 1E7 Canada
TEL: 416 967 1500 FAX: 416 967 7150

STRUCTURAL ENGINEERS:
**WSP CANTOR SEINUK**
228 EAST 45th Street
New York, NY 10017 USA
TEL: 212 687 9888 FAX: 646 487 5501

MEP ENGINEERS:
**AKF GROUP**
1501 Broadway
New York, NY 10036 USA
TEL: 212 354 5656 FAX: 212 354 5668

GEOTECHNICAL ENGINEERS:
**Langan Engineering & Environmental Services**
21 Penn Plaza - 360 West 31st Street, 8th Floor
New York, NY 10001-2727
TEL: 212 479 5400 FAX: 212 479 5444

CODE CONSULTANTS:
**Construction Consulting Associates**
100 Church Street
New York, NY 10007
TEL: 212 385 1818 FAX: 212 385 1911

CURTAINWALL CONSULTANT:
**AJLP Consulting**
40 Worth Street. Suite 826
New York, NY 10013
TEL: 212 757 5659 FAX: 646 219 8508

LANDMARK/PRESERVATION CONSULTANT:
**Higgins Quasebarth & Partners LLC**
11 Hanover Square, 16th Floor
New York, NY 1005
TEL: 212 274 9468 FAX: 646 274 9380

LANDMARK/PRESERVATION CONSULTANT:
**Jan Hird Pokorny Associates, Inc.**
39 West 37th Street, 12A
New York, NY 10018
TEL: 212 759 6462 FAX: 212 759 6540


| No. | DESCRIPTION: | DATE: |
|---|---|---|
| 1 | D.O.B. SUBMISSION | 05 DEC 14 |
| 2 | D.O.B. SUBMISSION | 18 FEB 15 |
| | D.O.B. SUBMISSION | 27 APR 14 |
| | D.O.B. AMENDMENT 2 | 21 SEP 15 |
| | D.O.B. AMENDMENT 3 | 03 OCT 16 |

0 10' - 8" 21' - 4" 42' - 8"

**D.O.B. SUBMISSION**


Discrepancies must be reported immediately to the Architect before proceeding. Only figured dimensions are to be used. Contractors must check all dimensions on site. This drawing is protected by copyright.


ALL DIMENSIONS ARE SHOWN IN IMPERIAL.

CONSULTANT:

AAI ARCHITECTS, P.C.

PROJECT:

**217 WEST 57TH STREET**
NEW YORK, NY

DRAWING TITLE:

ZONING FLOOR AREA PLAN AND DEDUCTIONS

58TH, 59TH, 60TH FLOOR

SEAL & SIGNATURE: REGISTERED ARCHITECT WIEPKE DAVID JANSEN No. 028881 STATE OF NEW YORK

| DATE: | 05 DEC 14 |
|---|---|
| PROJECT No: | 1216-00 |
| DRAWN: Author | REV: 2 |
| CHK: Checker | |
| SCALE: 3/64" = 1'-0" | |
| DWG No: | Z-028.02 |
| DOB PAGE No: | 25 of 454 |

DOB EMPLOYEE STAMP:

DOB B-SCAN:

FILE NAME:
PLOT DATE: 10/14/2016 2:01:00 PM

# 61ST FLOOR

| 61ST FLOOR AREA CALCULATIONS | | | | |
|---|---|---|---|---|
| ZONE C5-1 | | | | |
| USE | No. | *GFA | *DEDUCTIONS | *ZFA (SF) |
| RESIDENTIAL | | 6,644 | 422 | 6,222 |
| TOTAL | | 6,644 | 422 | 6,222 |

| 61ST FLOOR AREA CALCULATIONS | | | | |
|---|---|---|---|---|
| ZONE C5-3 MID | | | | |
| USE | No. | *GFA | *DEDUCTIONS | *ZFA (SF) |
| RESIDENTIAL | | 1,874 | 110 | 1,764 |
| TOTAL | | 1,874 | 110 | 1,764 |

| 61ST FLOOR AREA CALCULATIONS | | | |
|---|---|---|---|
| ZONE C5-1 AND C5-3 MID | | | |
| USE | *GFA | *DEDUCTIONS | *ZFA (SF) |
| RESIDENTIAL | 8,518 | 532 | 7,986 |
| TOTAL | 8,518 | 532 | 7,986 |

| 61ST FLOOR DEDUCTIONS | | | | | |
|---|---|---|---|---|---|
| ZONE C5-1 | | | | | |
| USE | TYPE | No. | LENGTH | WIDTH | AREA (SF) |
| RESIDENTIAL | ST | 61.1 | 0' - 8" | 26' - 1" | 17.4 |
| RESIDENTIAL | M | 61.2 | 3' - 5" | 3' - 8" | 12.5 |
| RESIDENTIAL | M | 61.3 | 2' - 2" | 3' - 2" | 6.9 |
| RESIDENTIAL | M | 61.4 | 2' - 10" | 5' - 9" | 16.1 |
| RESIDENTIAL | M | 61.5 | 2' - 3" | 2' - 10" | 6.4 |
| RESIDENTIAL | M | 61.6 | 2' - 3" | 2' - 10" | 6.3 |
| RESIDENTIAL | M | 61.7 | 2' - 6" | 3' - 1" | 7.6 |
| RESIDENTIAL | M | 61.8 | 2' - 2" | 4' - 6" | 9.8 |
| RESIDENTIAL | ST | 61.9 | 0' - 8" | 26' - 1" | 17.4 |
| RESIDENTIAL | M | 61.10 | 5' - 1" | 7' - 2" | 36.2 |
| RESIDENTIAL | M | 61.11 | 3' - 7" | 3' - 11" | 13.8 |
| RESIDENTIAL | M | 61.12 | 1' - 7" | 2' - 9" | 4.4 |
| RESIDENTIAL | P | 61.13 | 0' - 7" | 4' - 9" | 2.6 |
| RESIDENTIAL | P | 61.14 | 1' - 6" | 6' - 1" | 9.2 |
| RESIDENTIAL | P | 61.15 | 2' - 6" | 5' - 5" | 13.6 |
| RESIDENTIAL | P | 61.16 | 1' - 2" | 1' - 2" | 1.3 |
| RESIDENTIAL | P | 61.17 | 0' - 8" | 5' - 1" | 3.5 |
| RESIDENTIAL | P | 61.18 | 1' - 1" | 6' - 5" | 7.1 |
| RESIDENTIAL | P | 61.19 | 1' - 0" | 6' - 10" | 7.0 |
| RESIDENTIAL | P | 61.20 | 1' - 1" | 2' - 4" | 2.6 |
| RESIDENTIAL | P | 61.21 | 0' - 5" | 4' - 10" | 2.2 |
| RESIDENTIAL | M | 61.22 | 1' - 5" | 4' - 6" | 6.3 |
| RESIDENTIAL | M | 61.23 | 2' - 8" | 2' - 11" | 7.5 |
| RESIDENTIAL | M | 61.24 | 2' - 8" | 5' - 4" | 14.0 |
| RESIDENTIAL | M | 61.25 | 2' - 11" | 3' - 8" | 10.5 |
| RESIDENTIAL | P | 61.26 | 0' - 8" | 3' - 7" | 2.5 |
| RESIDENTIAL | M | 61.27 | 3' - 4" | 4' - 4" | 14.3 |
| RESIDENTIAL | M | 61.28 | 1' - 2" | 1' - 5" | 1.7 |
| RESIDENTIAL | M | 61.29 | 4' - 2" | 4' - 10" | 20.0 |
| RESIDENTIAL | M | 61.30 | 4' - 7" | 4' - 7" | 20.8 |
| RESIDENTIAL | M | 61.31 | 4' - 1" | 4' - 10" | 19.6 |
| RESIDENTIAL | M | 61.32 | 4' - 8" | 5' - 3" | 24.4 |
| RESIDENTIAL | ST | 61.33 | 0' - 8" | 7' - 2" | 4.8 |
| RESIDENTIAL | E | 61.34 | 2' - 7" | 4' - 7" | 11.6 |
| RESIDENTIAL | P | 61.35 | 2' - 9" | 4' - 7" | 12.6 |
| SUBTOTAL | | | | | |

| 61ST FLOOR DEDUCTIONS | | | | | |
|---|---|---|---|---|---|
| ZONE C5-1 | | | | | |
| USE | TYPE | No. | LENGTH | WIDTH | AREA (SF) |
| RESIDENTIAL | M | 61.36 | 1' - 2" | 3' - 6" | 4.1 |
| RESIDENTIAL | P | 61.37 | 1' - 11" | 7' - 8" | 14.7 |
| RESIDENTIAL | M | 61.38 | 2' - 9" | 3' - 1" | 8.5 |
| RESIDENTIAL | P | 61.39 | 1' - 10" | 3' - 5" | 6.3 |
| RESIDENTIAL | M | 61.40 | 1' - 10" | 3' - 5" | 6.2 |
| RESIDENTIAL | E | 61.41 | 1' - 5" | 4' - 3" | 6.1 |
| RESIDENTIAL | P | 61.42 | 1' - 2" | 1' - 6" | 1.7 |
| SUBTOTAL | | | | | 422.2 |

| 61ST FLOOR DEDUCTIONS | | | | | |
|---|---|---|---|---|---|
| ZONE C5-3 MID | | | | | |
| USE | TYPE | No. | LENGTH | WIDTH | AREA (SF) |
| RESIDENTIAL | ST | 61.43 | 0' - 8" | 7' - 2" | 4.8 |
| RESIDENTIAL | M | 61.44 | 0' - 2" | 4' - 10" | 0.7 |
| RESIDENTIAL | ST | 61.45 | 0' - 8" | 1' - 6" | 1.0 |
| RESIDENTIAL | ST | 61.46 | 0' - 8" | 1' - 6" | 1.0 |
| RESIDENTIAL | M | 61.47 | 4' - 10" | 4' - 10" | 23.4 |
| RESIDENTIAL | P | 61.48 | 1' - 1" | 5' - 1" | 5.3 |
| RESIDENTIAL | P | 61.49 | 1' - 0" | 6' - 3" | 6.3 |
| RESIDENTIAL | P | 61.50 | 1' - 0" | 3' - 1" | 3.0 |
| RESIDENTIAL | P | 61.51 | 1' - 1" | 4' - 0" | 4.4 |
| RESIDENTIAL | M | 61.52 | 1' - 6" | 3' - 2" | 4.8 |
| RESIDENTIAL | P | 61.53 | 1' - 0" | 6' - 2" | 6.2 |
| RESIDENTIAL | M | 61.54 | 1' - 7" | 4' - 8" | 7.3 |
| RESIDENTIAL | M | 61.55 | 2' - 10" | 3' - 5" | 9.6 |
| RESIDENTIAL | M | 61.56 | 2' - 11" | 3' - 7" | 10.4 |
| RESIDENTIAL | M | 61.57 | 2' - 1" | 4' - 8" | 9.8 |
| RESIDENTIAL | M | 61.58 | 1' - 9" | 4' - 8" | 8.2 |
| RESIDENTIAL | M | 61.59 | 1' - 10" | 1' - 11" | 3.5 |
| SUBTOTAL | | | | | 109.6 |

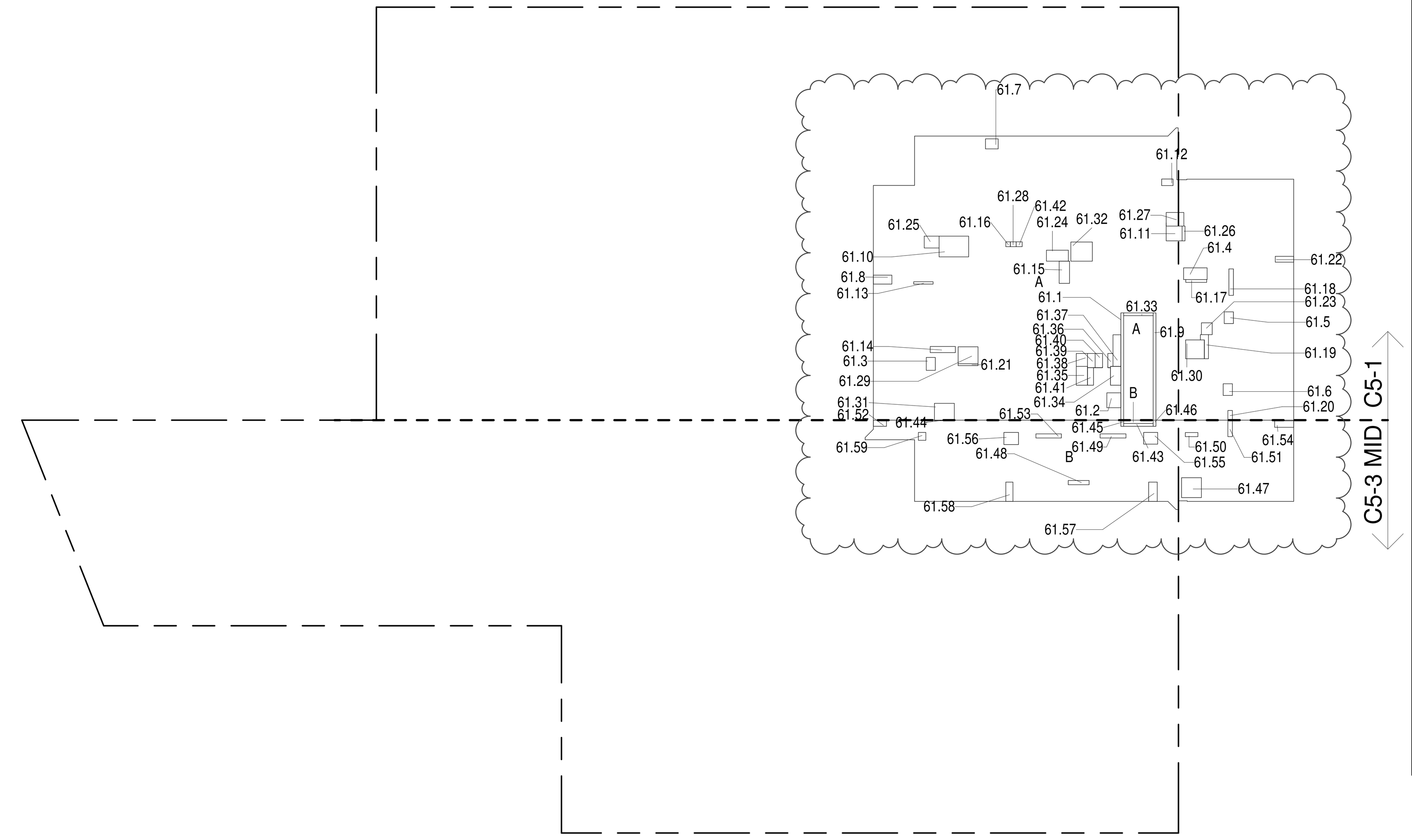


**61ST FLOOR (MFD:91ST FLOOR) GROSS FLOOR AREA PLAN AND DEDUCTIONS** (1)
3/64" = 1'-0"

# 62ND FLOOR

| 62ND FLOOR AREA CALCULATIONS | | | | |
|---|---|---|---|---|
| ZONE C5-1 | | | | |
| USE | No. | *GFA | *DEDUCTIONS | *ZFA (SF) |
| RESIDENTIAL | | 6,644 | 422 | 6,222 |
| TOTAL | | 6,644 | 422 | 6,222 |

| 62ND FLOOR AREA CALCULATIONS | | | | |
|---|---|---|---|---|
| ZONE C5-3 MID | | | | |
| USE | No. | *GFA | *DEDUCTIONS | *ZFA (SF) |
| RESIDENTIAL | | 1,874 | 110 | 1,764 |
| TOTAL | | 1,874 | 110 | 1,764 |

| 62ND FLOOR AREA CALCULATIONS | | | |
|---|---|---|---|
| ZONE C5-1 AND C5-3 MID | | | |
| USE | *GFA | *DEDUCTIONS | *ZFA (SF) |
| RESIDENTIAL | 8,518 | 532 | 7,986 |
| TOTAL | 8,518 | 532 | 7,986 |

| 62ND FLOOR DEDUCTIONS | | | | | |
|---|---|---|---|---|---|
| ZONE C5-1 | | | | | |
| USE | TYPE | No. | LENGTH | WIDTH | AREA (SF) |
| RESIDENTIAL | ST | 62.1 | 0' - 8" | 26' - 1" | 17.4 |
| RESIDENTIAL | M | 62.2 | 3' - 5" | 3' - 8" | 12.5 |
| RESIDENTIAL | M | 62.3 | 2' - 2" | 3' - 2" | 6.9 |
| RESIDENTIAL | M | 62.4 | 2' - 10" | 5' - 9" | 16.1 |
| RESIDENTIAL | M | 62.5 | 2' - 3" | 2' - 10" | 6.4 |
| RESIDENTIAL | M | 62.6 | 2' - 3" | 2' - 10" | 6.3 |
| RESIDENTIAL | M | 62.7 | 2' - 6" | 3' - 1" | 7.6 |
| RESIDENTIAL | M | 62.8 | 2' - 2" | 4' - 6" | 9.8 |
| RESIDENTIAL | ST | 62.9 | 0' - 8" | 26' - 1" | 17.4 |
| RESIDENTIAL | M | 62.10 | 5' - 1" | 7' - 2" | 36.2 |
| RESIDENTIAL | M | 62.11 | 3' - 7" | 3' - 11" | 13.8 |
| RESIDENTIAL | M | 62.12 | 1' - 7" | 2' - 9" | 4.4 |
| RESIDENTIAL | P | 62.13 | 0' - 7" | 4' - 9" | 2.6 |
| RESIDENTIAL | P | 62.14 | 1' - 6" | 6' - 1" | 9.2 |
| RESIDENTIAL | P | 62.15 | 2' - 6" | 5' - 5" | 13.6 |
| RESIDENTIAL | P | 62.16 | 1' - 2" | 1' - 2" | 1.3 |
| RESIDENTIAL | P | 62.17 | 0' - 8" | 5' - 1" | 3.5 |
| RESIDENTIAL | P | 62.18 | 1' - 1" | 6' - 5" | 7.1 |
| RESIDENTIAL | P | 62.19 | 1' - 0" | 6' - 10" | 7.0 |
| RESIDENTIAL | P | 62.20 | 1' - 1" | 2' - 4" | 2.6 |
| RESIDENTIAL | P | 62.21 | 0' - 5" | 4' - 10" | 2.2 |
| RESIDENTIAL | M | 62.22 | 1' - 5" | 4' - 6" | 6.3 |
| RESIDENTIAL | M | 62.23 | 2' - 8" | 2' - 11" | 7.5 |
| RESIDENTIAL | M | 62.24 | 2' - 8" | 5' - 4" | 14.0 |
| RESIDENTIAL | M | 62.25 | 2' - 11" | 3' - 8" | 10.5 |
| RESIDENTIAL | P | 62.26 | 0' - 8" | 3' - 7" | 2.5 |
| RESIDENTIAL | M | 62.27 | 3' - 4" | 4' - 4" | 14.3 |
| RESIDENTIAL | M | 62.28 | 1' - 2" | 1' - 5" | 1.7 |
| RESIDENTIAL | M | 62.29 | 4' - 2" | 4' - 10" | 20.0 |
| RESIDENTIAL | M | 62.30 | 4' - 7" | 4' - 7" | 20.8 |
| RESIDENTIAL | M | 62.31 | 4' - 1" | 4' - 10" | 19.6 |
| RESIDENTIAL | M | 62.32 | 4' - 8" | 5' - 3" | 24.4 |
| RESIDENTIAL | ST | 62.33 | 0' - 8" | 7' - 2" | 4.8 |
| RESIDENTIAL | E | 62.34 | 2' - 7" | 4' - 7" | 11.6 |
| RESIDENTIAL | P | 62.35 | 2' - 9" | 4' - 7" | 12.6 |
| SUBTOTAL | | | | | |

| 62ND FLOOR DEDUCTIONS | | | | | |
|---|---|---|---|---|---|
| ZONE C5-1 | | | | | |
| USE | TYPE | No. | LENGTH | WIDTH | AREA (SF) |
| RESIDENTIAL | M | 62.36 | 1' - 2" | 3' - 6" | 4.1 |
| RESIDENTIAL | P | 62.37 | 1' - 11" | 7' - 8" | 14.7 |
| RESIDENTIAL | M | 62.38 | 2' - 9" | 3' - 1" | 8.5 |
| RESIDENTIAL | P | 62.39 | 1' - 10" | 3' - 5" | 6.3 |
| RESIDENTIAL | M | 62.40 | 1' - 10" | 3' - 5" | 6.2 |
| RESIDENTIAL | E | 62.41 | 1' - 5" | 4' - 3" | 6.1 |
| RESIDENTIAL | P | 62.42 | 1' - 2" | 1' - 6" | 1.7 |
| SUBTOTAL | | | | | 422.2 |

| 62ND FLOOR DEDUCTIONS | | | | | |
|---|---|---|---|---|---|
| ZONE C5-3 MID | | | | | |
| USE | TYPE | No. | LENGTH | WIDTH | AREA (SF) |
| RESIDENTIAL | ST | 62.43 | 0' - 8" | 7' - 2" | 4.8 |
| RESIDENTIAL | M | 62.44 | 0' - 2" | 4' - 10" | 0.7 |
| RESIDENTIAL | ST | 62.45 | 0' - 8" | 1' - 6" | 1.0 |
| RESIDENTIAL | ST | 62.46 | 0' - 8" | 1' - 6" | 1.0 |
| RESIDENTIAL | M | 62.47 | 4' - 10" | 4' - 10" | 23.4 |
| RESIDENTIAL | P | 62.48 | 1' - 1" | 5' - 1" | 5.3 |
| RESIDENTIAL | P | 62.49 | 1' - 0" | 6' - 3" | 6.3 |
| RESIDENTIAL | P | 62.50 | 1' - 0" | 3' - 1" | 3.0 |
| RESIDENTIAL | P | 62.51 | 1' - 1" | 4' - 0" | 4.4 |
| RESIDENTIAL | M | 62.52 | 1' - 6" | 3' - 2" | 4.8 |
| RESIDENTIAL | P | 62.53 | 1' - 0" | 6' - 2" | 6.2 |
| RESIDENTIAL | M | 62.54 | 1' - 7" | 4' - 8" | 7.3 |
| RESIDENTIAL | M | 62.55 | 2' - 10" | 3' - 5" | 9.6 |
| RESIDENTIAL | M | 62.56 | 2' - 11" | 3' - 7" | 10.4 |
| RESIDENTIAL | M | 62.57 | 2' - 1" | 4' - 8" | 9.8 |
| RESIDENTIAL | M | 62.58 | 1' - 9" | 4' - 8" | 8.2 |
| RESIDENTIAL | M | 62.59 | 1' - 10" | 1' - 11" | 3.5 |
| SUBTOTAL | | | | | 109.6 |

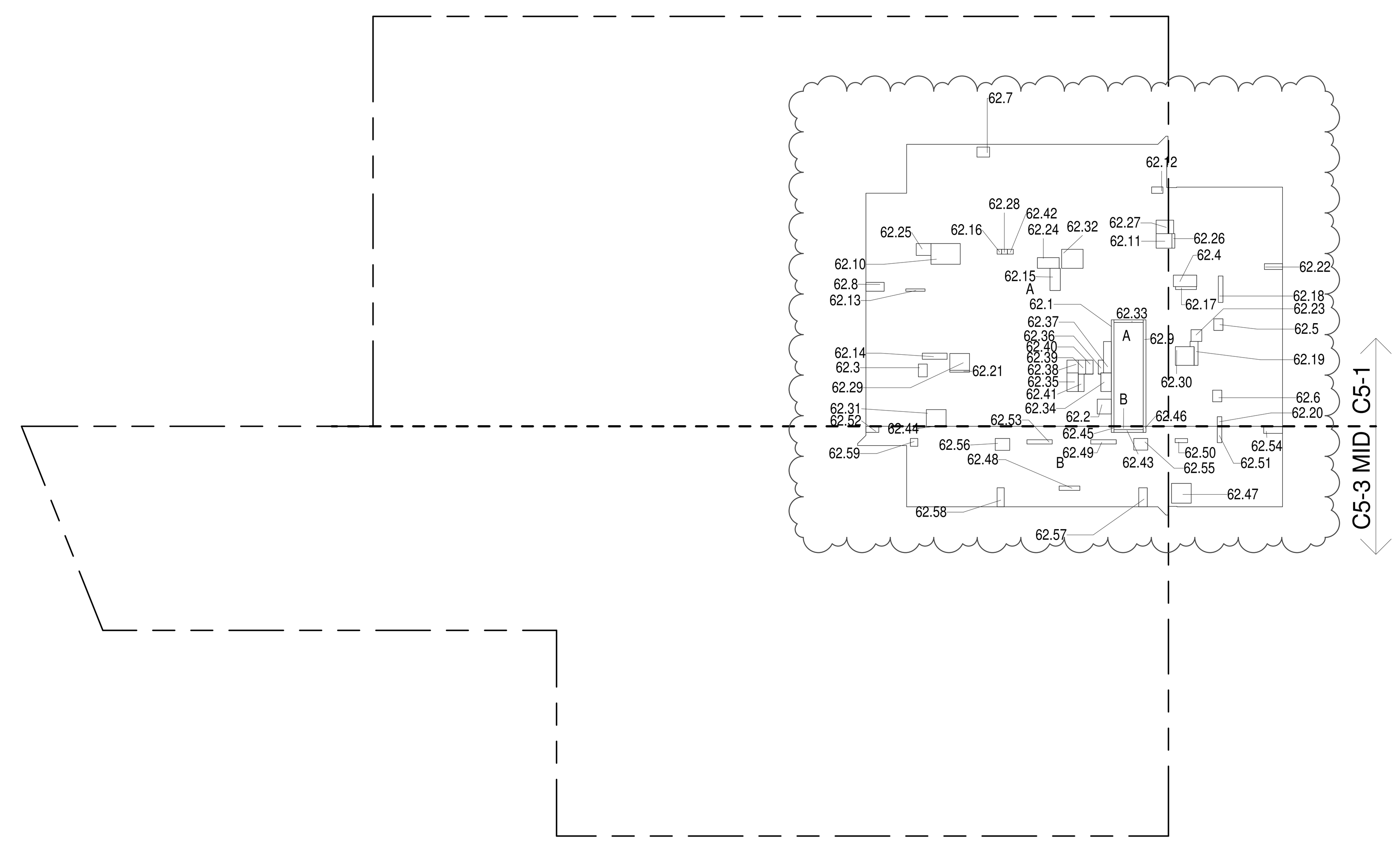


**62ND FLOOR (MFD:92ND FLOOR) GROSS FLOOR AREA PLAN AND DEDUCTIONS** (2)
3/64" = 1'-0"

# 63RD FLOOR

| 63RD FLOOR AREA CALCULATIONS | | | | |
|---|---|---|---|---|
| ZONE C5-1 | | | | |
| USE | No. | *GFA | *DEDUCTIONS | *ZFA (SF) |
| RESIDENTIAL | | 6,644 | 440 | 6,204 |
| TOTAL | | 6,644 | 440 | 6,204 |

| 63RD FLOOR AREA CALCULATIONS | | | | |
|---|---|---|---|---|
| ZONE C5-3 MID | | | | |
| USE | No. | *GFA | *DEDUCTIONS | *ZFA (SF) |
| RESIDENTIAL | | 1,874 | 110 | 1,764 |
| TOTAL | | 1,874 | 110 | 1,764 |

| 63RD FLOOR AREA CALCULATIONS | | | |
|---|---|---|---|
| ZONE C5-1 AND C5-3 MID | | | |
| USE | *GFA | *DEDUCTIONS | *ZFA (SF) |
| RESIDENTIAL | 8,518 | 550 | 7,968 |
| TOTAL | 8,518 | 550 | 7,968 |

| 63RD FLOOR DEDUCTIONS | | | | | |
|---|---|---|---|---|---|
| ZONE C5-1 | | | | | |
| USE | TYPE | No. | LENGTH | WIDTH | AREA (SF) |
| RESIDENTIAL | ST | 63.1 | 0' - 8" | 26' - 1" | 17.4 |
| RESIDENTIAL | M | 63.2 | 3' - 5" | 3' - 8" | 12.5 |
| RESIDENTIAL | M | 63.3 | 2' - 2" | 3' - 2" | 6.9 |
| RESIDENTIAL | M | 63.4 | 2' - 10" | 5' - 9" | 16.1 |
| RESIDENTIAL | M | 63.5 | 2' - 3" | 2' - 10" | 6.4 |
| RESIDENTIAL | M | 63.6 | 2' - 3" | 2' - 10" | 6.3 |
| RESIDENTIAL | M | 63.7 | 2' - 6" | 3' - 1" | 7.6 |
| RESIDENTIAL | M | 63.8 | 2' - 2" | 4' - 6" | 9.8 |
| RESIDENTIAL | ST | 63.9 | 0' - 8" | 26' - 1" | 17.4 |
| RESIDENTIAL | M | 63.10 | 5' - 1" | 7' - 2" | 36.2 |
| RESIDENTIAL | M | 63.11 | 3' - 7" | 3' - 11" | 13.8 |
| RESIDENTIAL | M | 63.12 | 1' - 7" | 2' - 9" | 4.4 |
| RESIDENTIAL | P | 63.13 | 0' - 7" | 4' - 9" | 2.6 |
| RESIDENTIAL | P | 63.14 | 1' - 6" | 6' - 1" | 9.2 |
| RESIDENTIAL | P | 63.15 | 2' - 6" | 5' - 5" | 13.6 |
| RESIDENTIAL | P | 63.16 | 1' - 2" | 1' - 2" | 1.3 |
| RESIDENTIAL | P | 63.17 | 0' - 8" | 5' - 1" | 3.5 |
| RESIDENTIAL | P | 63.18 | 1' - 1" | 6' - 5" | 7.1 |
| RESIDENTIAL | P | 63.19 | 1' - 0" | 6' - 10" | 7.0 |
| RESIDENTIAL | P | 63.20 | 1' - 1" | 2' - 4" | 2.6 |
| RESIDENTIAL | P | 63.21 | 0' - 5" | 4' - 10" | 2.2 |
| RESIDENTIAL | M | 63.22 | 1' - 5" | 4' - 6" | 6.3 |
| RESIDENTIAL | M | 63.23 | 2' - 8" | 2' - 11" | 7.5 |
| RESIDENTIAL | M | 63.24 | 2' - 8" | 5' - 4" | 14.0 |
| RESIDENTIAL | M | 63.25 | 2' - 11" | 3' - 8" | 10.5 |
| RESIDENTIAL | P | 63.26 | 0' - 8" | 3' - 7" | 2.5 |
| RESIDENTIAL | M | 63.27 | 3' - 4" | 4' - 4" | 14.3 |
| RESIDENTIAL | M | 63.28 | 1' - 2" | 1' - 5" | 1.7 |
| RESIDENTIAL | M | 63.29 | 4' - 2" | 4' - 10" | 20.0 |
| RESIDENTIAL | M | 63.30 | 4' - 7" | 4' - 7" | 20.8 |
| RESIDENTIAL | M | 63.31 | 4' - 1" | 4' - 10" | 19.6 |
| RESIDENTIAL | M | 63.32 | 4' - 8" | 5' - 3" | 24.4 |
| RESIDENTIAL | ST | 63.33 | 0' - 8" | 7' - 2" | 4.8 |
| RESIDENTIAL | E | 63.34 | 2' - 7" | 4' - 7" | 11.6 |
| RESIDENTIAL | P | 63.35 | 2' - 9" | 4' - 7" | 12.6 |
| SUBTOTAL | | | | | |

| 63RD FLOOR DEDUCTIONS | | | | | |
|---|---|---|---|---|---|
| ZONE C5-1 | | | | | |
| USE | TYPE | No. | LENGTH | WIDTH | AREA (SF) |
| RESIDENTIAL | M | 63.36 | 1' - 2" | 3' - 6" | 4.1 |
| RESIDENTIAL | P | 63.37 | 1' - 11" | 7' - 8" | 14.7 |
| RESIDENTIAL | M | 63.38 | 2' - 9" | 3' - 1" | 8.5 |
| RESIDENTIAL | P | 63.39 | 1' - 10" | 3' - 5" | 6.3 |
| RESIDENTIAL | M | 63.40 | 1' - 10" | 3' - 5" | 6.2 |
| RESIDENTIAL | E | 63.41 | 1' - 5" | 4' - 3" | 6.1 |
| RESIDENTIAL | P | 63.42 | 1' - 2" | 1' - 6" | 1.7 |
| RESIDENTIAL | E | 63.60 | 3' - 5" | 5' - 4" | 18.0 |
| SUBTOTAL | | | | | 440.2 |

| 63RD FLOOR DEDUCTIONS | | | | | |
|---|---|---|---|---|---|
| ZONE C5-3 MID | | | | | |
| USE | TYPE | No. | LENGTH | WIDTH | AREA (SF) |
| RESIDENTIAL | ST | 63.43 | 0' - 8" | 7' - 2" | 4.8 |
| RESIDENTIAL | M | 63.44 | 0' - 2" | 4' - 10" | 0.7 |
| RESIDENTIAL | ST | 63.45 | 0' - 8" | 1' - 6" | 1.0 |
| RESIDENTIAL | ST | 63.46 | 0' - 8" | 1' - 6" | 1.0 |
| RESIDENTIAL | M | 63.47 | 4' - 10" | 4' - 10" | 23.4 |
| RESIDENTIAL | P | 63.48 | 1' - 1" | 5' - 1" | 5.3 |
| RESIDENTIAL | P | 63.49 | 1' - 0" | 6' - 3" | 6.3 |
| RESIDENTIAL | P | 63.50 | 1' - 0" | 3' - 1" | 3.0 |
| RESIDENTIAL | P | 63.51 | 1' - 1" | 4' - 0" | 4.4 |
| RESIDENTIAL | M | 63.52 | 1' - 6" | 3' - 2" | 4.8 |
| RESIDENTIAL | P | 63.53 | 1' - 0" | 6' - 2" | 6.2 |
| RESIDENTIAL | M | 63.54 | 1' - 7" | 4' - 8" | 7.3 |
| RESIDENTIAL | M | 63.55 | 2' - 10" | 3' - 5" | 9.6 |
| RESIDENTIAL | M | 63.56 | 2' - 11" | 3' - 7" | 10.4 |
| RESIDENTIAL | M | 63.57 | 2' - 1" | 4' - 8" | 9.8 |
| RESIDENTIAL | M | 63.58 | 1' - 9" | 4' - 8" | 8.2 |
| RESIDENTIAL | M | 63.59 | 1' - 10" | 1' - 11" | 3.5 |
| SUBTOTAL | | | | | 109.6 |

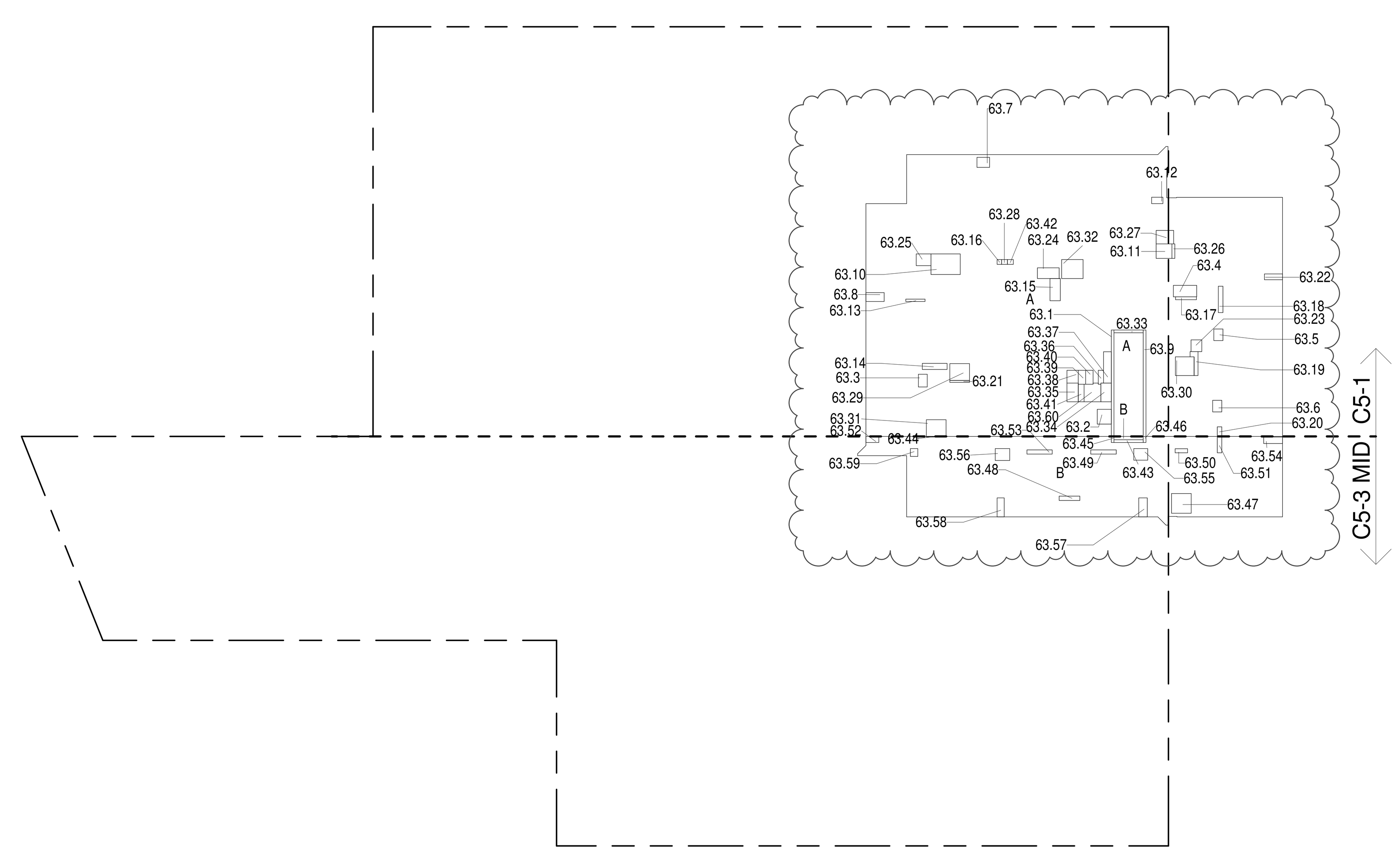


**63RD FLOOR (MFD:93RD FLOOR) GROSS FLOOR AREA PLAN AND DEDUCTIONS** (3)
3/64" = 1'-0"

ZONING AND DEDUCT LEGEND

- DEDUCTIONS
- M - MECHANICAL ROOM / RISER
- E - ELECTRICAL SHAFT / RISER
- P - PLUMBING RISER
- BG - BELOW GRADE
- O - OPENING TO BELOW
- L - LOADING BAYS
- ST - 44" RESI STAIR SHAFT (INCLUDING 8" PERIMETER)
- G - GAP FROM ADJACENT BUILDING
- DEVELOPMENT LOT LINE

* WHERE APPLICABLE, DOCUMENTED AND CALCULATED AREAS HAVE BEEN ROUNDED TO ITS NEXT SIGNIFICANT DIGIT.

** LENGTH AND WIDTH DIMENSIONS FOR COMPLEX SHAPES HAVE BEEN SIMPLIFIED TO ILLUSTRATE ONLY LARGEST OVERALL DIMENSION RESPECTIVELY. AREA DOCUMENTED IS THE EXACT AREA OF THE COMPLEX SHAPE

*** ELECTRICAL DEDUCTIONS ARE ONLY FOR ELECTRICAL RISERS. AND CLOSETS. NO DEDUCTIONS TAKEN FOR TELEPHONE CLOSETS

DEPT OF BLDGS 121328205 Job Number
ES045988250 Scan Code

KEY PLAN:

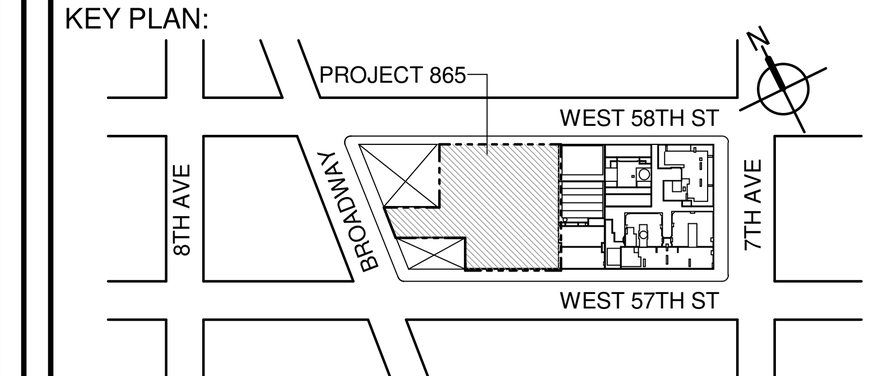


PROJECT NORTH

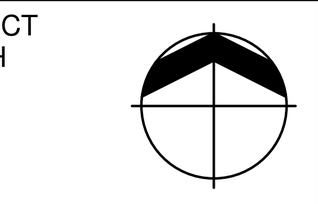

TRUE NORTH

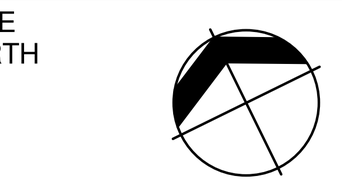


DEVELOPER:
**EXTELL DEVELOPMENT COMPANY**
805 THIRD AVENUE, 7TH FLOOR
New York, NY 10022 USA
TEL: 212 712 6000 FAX: 212 712 6100

DESIGN ARCHITECT: Base Building Shell & Core
**ADRIAN SMITH + GORDON GILL ARCHITECTURE**
111 WEST MONROE STREET SUITE 2300
CHICAGO IL 60603
TEL: 312 920 1888 FAX: 312 920 1775

ARCHITECT OF RECORD: Base Building Shell & Core
**AAI ARCHITECTS, P.C.**
401 Wellington St. W., 3rd Floor
Toronto, ON M5V 1E7 Canada
TEL: 416 967 1500 FAX: 416 967 7150

STRUCTURAL ENGINEERS:
**WSP CANTOR SEINUK**
228 EAST 45th Street
New York, NY 10017 USA
TEL: 212 687 9888 FAX: 646 487 5501

MEP ENGINEERS:
**AKF GROUP**
1501 Broadway
New York, NY 10036 USA
TEL: 212 354 5656 FAX: 212 354 5668

GEOTECHNICAL ENGINEERS:
**Langan Engineering & Environmental Services**
21 Penn Plaza - 360 West 31st Street, 8th Floor
New York, NY 10001-2727
TEL: 212 479 5400 FAX: 212 479 5444

CODE CONSULTANTS:
**Construction Consulting Associates**
100 Church Street
New York, NY 10007
TEL: 212 385 1818 FAX: 212 385 1911

CURTAINWALL CONSULTANT:
**AJLP Consulting**
40 Worth Street. Suite 826
New York, NY 10013
TEL: 212 757 5659 FAX: 646 219 8508

LANDMARK/PRESERVATION CONSULTANT:
**Higgins Quasebarth & Partners LLC**
11 Hanover Square, 16th Floor
New York, NY 1005
TEL: 212 274 9468 FAX: 646 274 9380

LANDMARK/PRESERVATION CONSULTANT:
**Jan Hird Pokorny Associates, Inc.**
39 West 37th Street, 12A
New York, NY 10018
TEL: 212 759 6462 FAX: 212 759 6540


| No. | DESCRIPTION: | DATE: |
|---|---|---|
| 1 | D.O.B. SUBMISSION | 05 DEC 14 |
| 2 | D.O.B. SUBMISSION | 18 FEB 15 |
| | D.O.B. SUBMISSION | 27 APR 14 |
| | D.O.B. AMENDMENT 2 | 21 SEP 15 |
| | D.O.B. AMENDMENT 3 | 03 OCT 16 |

0 10' - 8" 21' - 4" 42' - 8"

**D.O.B. SUBMISSION**


Discrepancies must be reported immediately to the Architect before proceeding. Only figured dimensions are to be used. Contractors must check all dimensions on site. This drawing is protected by copyright.

ALL DIMENSIONS ARE SHOWN IN IMPERIAL.


CONSULTANT:
AAI ARCHITECTS, P.C.

PROJECT:
**217 WEST 57TH STREET**
NEW YORK, NY

DRAWING TITLE:
ZONING FLOOR AREA PLAN AND DEDUCTIONS
61ST, 62ND, 63RD FLOOR

SEAL & SIGNATURE:




| | |
|---|---|
| DATE: | 05 DEC 14 |
| PROJECT No: | 1216-00 |
| DRAWN: Author | REV: 2 |
| CHK: Checker | |
| SCALE: 3/64" = 1'-0" | |
| DWG No: | **Z-029.02** |
| DOB PAGE No: | 26 of 454 |

DOB EMPLOYEE STAMP:
DOB B-SCAN:

36" x 48" Arch E -SHEET SIZE

FILE NAME:
PLOT DATE: 10/14/2016 2:01:10 PM

DEPT OF BLDGS121328205 Job Number
ES073229289 Scan Code

36" x 48" Arch E -SHEET SIZE

| 64TH FLOOR AREA CALCULATIONS ZONE C5-1 | | | | |
|---|---|---|---|---|
| USE | No. | *GFA | *DEDUCTIONS | *ZFA (SF) |
| RESIDENTIAL | | 6,644 | 422 | 6,222 |
| TOTAL | | 6,644 | 422 | 6,222 |

| 64TH FLOOR AREA CALCULATIONS ZONE C5-3 MID | | | | |
|---|---|---|---|---|
| USE | No. | *GFA | *DEDUCTIONS | *ZFA (SF) |
| RESIDENTIAL | | 1,874 | 110 | 1,764 |
| TOTAL | | 1,874 | 110 | 1,764 |

| 64TH FLOOR AREA CALCULATIONS ZONE C5-1 AND C5-3 MID | | | |
|---|---|---|---|
| USE | *GFA | *DEDUCTIONS | *ZFA (SF) |
| RESIDENTIAL | 8,518 | 532 | 7,986 |
| TOTAL | 8,518 | 532 | 7,986 |

| 64TH FLOOR DEDUCTIONS ZONE C5-1 | | | | | |
|---|---|---|---|---|---|
| USE | TYPE | No. | LENGTH | WIDTH | AREA (SF) |
| RESIDENTIAL | ST | 64.1 | 0' - 8" | 26' - 1" | 17.4 |
| RESIDENTIAL | M | 64.2 | 3' - 5" | 3' - 8" | 12.5 |
| RESIDENTIAL | M | 64.3 | 2' - 2" | 3' - 2" | 6.9 |
| RESIDENTIAL | M | 64.4 | 2' - 10" | 5' - 9" | 16.1 |
| RESIDENTIAL | M | 64.5 | 2' - 3" | 2' - 10" | 6.4 |
| RESIDENTIAL | M | 64.6 | 2' - 3" | 2' - 10" | 6.3 |
| RESIDENTIAL | M | 64.7 | 2' - 6" | 3' - 1" | 7.6 |
| RESIDENTIAL | M | 64.8 | 2' - 2" | 4' - 6" | 9.8 |
| RESIDENTIAL | ST | 64.9 | 0' - 8" | 26' - 1" | 17.4 |
| RESIDENTIAL | M | 64.10 | 5' - 1" | 7' - 2" | 36.2 |
| RESIDENTIAL | M | 64.11 | 3' - 7" | 3' - 11" | 13.8 |
| RESIDENTIAL | M | 64.12 | 1' - 7" | 2' - 9" | 4.4 |
| RESIDENTIAL | P | 64.13 | 0' - 7" | 4' - 9" | 2.6 |
| RESIDENTIAL | P | 64.14 | 1' - 6" | 6' - 1" | 9.2 |
| RESIDENTIAL | P | 64.15 | 2' - 6" | 5' - 5" | 13.6 |
| RESIDENTIAL | P | 64.16 | 1' - 2" | 1' - 2" | 1.3 |
| RESIDENTIAL | P | 64.17 | 0' - 8" | 5' - 1" | 3.5 |
| RESIDENTIAL | P | 64.18 | 1' - 1" | 6' - 5" | 7.1 |
| RESIDENTIAL | P | 64.19 | 1' - 0" | 6' - 10" | 7.0 |
| RESIDENTIAL | P | 64.20 | 1' - 1" | 2' - 4" | 2.6 |
| RESIDENTIAL | P | 64.21 | 0' - 5" | 4' - 10" | 2.2 |
| RESIDENTIAL | M | 64.22 | 1' - 5" | 4' - 6" | 6.3 |
| RESIDENTIAL | M | 64.23 | 2' - 8" | 2' - 11" | 7.5 |
| RESIDENTIAL | M | 64.24 | 2' - 8" | 5' - 4" | 14.0 |
| RESIDENTIAL | M | 64.25 | 2' - 11" | 3' - 8" | 10.5 |
| RESIDENTIAL | P | 64.26 | 0' - 8" | 3' - 7" | 2.5 |
| RESIDENTIAL | M | 64.27 | 3' - 4" | 4' - 4" | 14.3 |
| RESIDENTIAL | M | 64.28 | 1' - 2" | 1' - 5" | 1.7 |
| RESIDENTIAL | M | 64.29 | 4' - 2" | 4' - 10" | 20.0 |
| RESIDENTIAL | M | 64.30 | 4' - 7" | 4' - 7" | 20.8 |
| RESIDENTIAL | M | 64.31 | 4' - 1" | 4' - 10" | 19.6 |
| RESIDENTIAL | M | 64.32 | 4' - 8" | 5' - 3" | 24.4 |
| RESIDENTIAL | ST | 64.33 | 0' - 8" | 7' - 2" | 4.8 |
| RESIDENTIAL | E | 64.34 | 2' - 7" | 4' - 7" | 11.6 |
| RESIDENTIAL | P | 64.35 | 2' - 9" | 4' - 7" | 12.6 |
| | SUBTOTAL | | | | |

| 64TH FLOOR DEDUCTIONS ZONE C5-1 | | | | | |
|---|---|---|---|---|---|
| USE | TYPE | No. | LENGTH | WIDTH | AREA (SF) |
| RESIDENTIAL | M | 64.36 | 1' - 2" | 3' - 6" | 4.1 |
| RESIDENTIAL | P | 64.37 | 1' - 11" | 7' - 8" | 14.7 |
| RESIDENTIAL | M | 64.38 | 2' - 9" | 3' - 1" | 8.5 |
| RESIDENTIAL | P | 64.39 | 1' - 10" | 3' - 5" | 6.3 |
| RESIDENTIAL | M | 64.40 | 1' - 10" | 3' - 5" | 6.2 |
| RESIDENTIAL | E | 64.41 | 1' - 5" | 4' - 3" | 6.1 |
| RESIDENTIAL | P | 64.42 | 1' - 2" | 1' - 6" | 1.7 |
| | SUBTOTAL | | | | 422.2 |

| 64TH FLOOR DEDUCTIONS ZONE C5-3 MID | | | | | |
|---|---|---|---|---|---|
| USE | TYPE | No. | LENGTH | WIDTH | AREA (SF) |
| RESIDENTIAL | ST | 64.43 | 0' - 8" | 7' - 2" | 4.8 |
| RESIDENTIAL | M | 64.44 | 0' - 2" | 4' - 10" | 0.7 |
| RESIDENTIAL | ST | 64.45 | 0' - 8" | 1' - 6" | 1.0 |
| RESIDENTIAL | ST | 64.46 | 0' - 8" | 1' - 6" | 1.0 |
| RESIDENTIAL | M | 64.47 | 4' - 10" | 4' - 10" | 23.4 |
| RESIDENTIAL | P | 64.48 | 1' - 1" | 5' - 1" | 5.3 |
| RESIDENTIAL | P | 64.49 | 1' - 0" | 6' - 3" | 6.3 |
| RESIDENTIAL | P | 64.50 | 1' - 0" | 3' - 1" | 3.0 |
| RESIDENTIAL | P | 64.51 | 1' - 1" | 4' - 0" | 4.4 |
| RESIDENTIAL | M | 64.52 | 1' - 6" | 3' - 2" | 4.8 |
| RESIDENTIAL | P | 64.53 | 1' - 0" | 6' - 2" | 6.2 |
| RESIDENTIAL | M | 64.54 | 1' - 7" | 4' - 8" | 7.3 |
| RESIDENTIAL | M | 64.55 | 2' - 10" | 3' - 5" | 9.6 |
| RESIDENTIAL | M | 64.56 | 2' - 11" | 3' - 7" | 10.4 |
| RESIDENTIAL | M | 64.57 | 2' - 1" | 4' - 8" | 9.8 |
| RESIDENTIAL | M | 64.58 | 1' - 9" | 4' - 8" | 8.2 |
| RESIDENTIAL | M | 64.59 | 1' - 10" | 1' - 11" | 3.5 |
| | SUBTOTAL | | | | 109.6 |

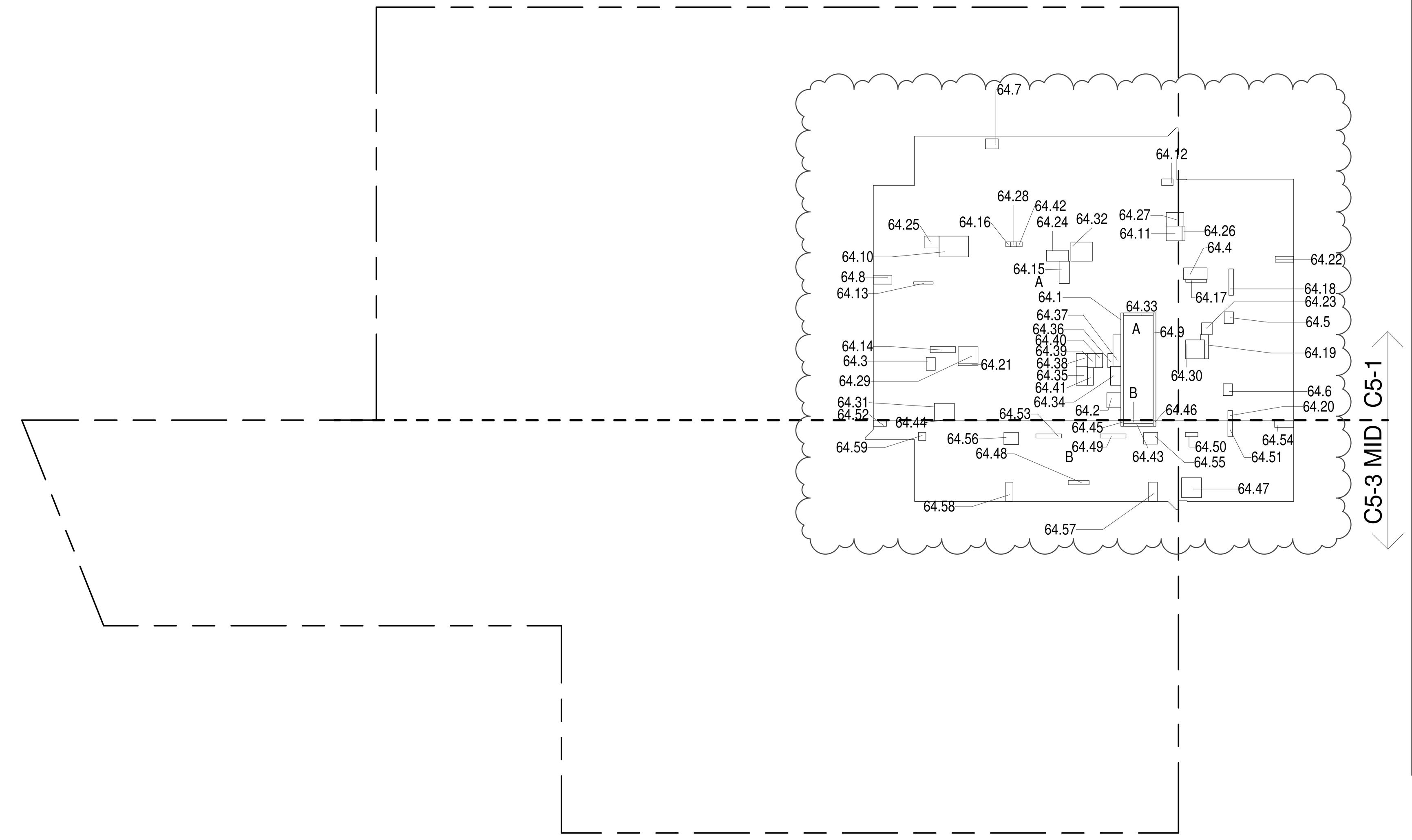


**64TH FLOOR (MFD:94TH FLOOR) GROSS FLOOR AREA PLAN AND DEDUCTIONS** (1)
3/64" = 1'-0"

| 65TH FLOOR AREA CALCULATIONS ZONE C5-1 | | | | |
|---|---|---|---|---|
| USE | No. | *GFA | *DEDUCTIONS | *ZFA (SF) |
| RESIDENTIAL | | 6,644 | 422 | 6,222 |
| TOTAL | | 6,644 | 422 | 6,222 |

| 65TH FLOOR AREA CALCULATIONS ZONE C5-3 MID | | | | |
|---|---|---|---|---|
| USE | No. | *GFA | *DEDUCTIONS | *ZFA (SF) |
| RESIDENTIAL | | 1,874 | 110 | 1,764 |
| TOTAL | | 1,874 | 110 | 1,764 |

| 65TH FLOOR AREA CALCULATIONS ZONE C5-1 AND C5-3 MID | | | |
|---|---|---|---|
| USE | *GFA | *DEDUCTIONS | *ZFA (SF) |
| RESIDENTIAL | 8,518 | 532 | 7,986 |
| TOTAL | 8,518 | 532 | 7,986 |

| 65TH FLOOR DEDUCTIONS ZONE C5-1 | | | | | |
|---|---|---|---|---|---|
| USE | TYPE | No. | LENGTH | WIDTH | AREA (SF) |
| RESIDENTIAL | ST | 65.1 | 0' - 8" | 26' - 1" | 17.4 |
| RESIDENTIAL | M | 65.2 | 3' - 5" | 3' - 8" | 12.5 |
| RESIDENTIAL | M | 65.3 | 2' - 2" | 3' - 2" | 6.9 |
| RESIDENTIAL | M | 65.4 | 2' - 10" | 5' - 9" | 16.1 |
| RESIDENTIAL | M | 65.5 | 2' - 3" | 2' - 10" | 6.4 |
| RESIDENTIAL | M | 65.6 | 2' - 3" | 2' - 10" | 6.3 |
| RESIDENTIAL | M | 65.7 | 2' - 6" | 3' - 1" | 7.6 |
| RESIDENTIAL | M | 65.8 | 2' - 2" | 4' - 6" | 9.8 |
| RESIDENTIAL | ST | 65.9 | 0' - 8" | 26' - 1" | 17.4 |
| RESIDENTIAL | M | 65.10 | 5' - 1" | 7' - 2" | 36.2 |
| RESIDENTIAL | M | 65.11 | 3' - 7" | 3' - 11" | 13.8 |
| RESIDENTIAL | M | 65.12 | 1' - 7" | 2' - 9" | 4.4 |
| RESIDENTIAL | P | 65.13 | 0' - 7" | 4' - 9" | 2.6 |
| RESIDENTIAL | P | 65.14 | 1' - 6" | 6' - 1" | 9.2 |
| RESIDENTIAL | P | 65.15 | 2' - 6" | 5' - 5" | 13.6 |
| RESIDENTIAL | P | 65.16 | 1' - 2" | 1' - 2" | 1.3 |
| RESIDENTIAL | P | 65.17 | 0' - 8" | 5' - 1" | 3.5 |
| RESIDENTIAL | P | 65.18 | 1' - 1" | 6' - 5" | 7.1 |
| RESIDENTIAL | P | 65.19 | 1' - 0" | 6' - 10" | 7.0 |
| RESIDENTIAL | P | 65.20 | 1' - 1" | 2' - 4" | 2.6 |
| RESIDENTIAL | P | 65.21 | 0' - 5" | 4' - 10" | 2.2 |
| RESIDENTIAL | M | 65.22 | 1' - 5" | 4' - 6" | 6.3 |
| RESIDENTIAL | M | 65.23 | 2' - 8" | 2' - 11" | 7.5 |
| RESIDENTIAL | M | 65.24 | 2' - 8" | 5' - 4" | 14.0 |
| RESIDENTIAL | M | 65.25 | 2' - 11" | 3' - 8" | 10.5 |
| RESIDENTIAL | P | 65.26 | 0' - 8" | 3' - 7" | 2.5 |
| RESIDENTIAL | M | 65.27 | 3' - 4" | 4' - 4" | 14.3 |
| RESIDENTIAL | M | 65.28 | 1' - 2" | 1' - 5" | 1.7 |
| RESIDENTIAL | M | 65.29 | 4' - 2" | 4' - 10" | 20.0 |
| RESIDENTIAL | M | 65.30 | 4' - 7" | 4' - 7" | 20.8 |
| RESIDENTIAL | M | 65.31 | 4' - 1" | 4' - 10" | 19.6 |
| RESIDENTIAL | M | 65.32 | 4' - 8" | 5' - 3" | 24.4 |
| RESIDENTIAL | ST | 65.33 | 0' - 8" | 7' - 2" | 4.8 |
| RESIDENTIAL | E | 65.34 | 2' - 7" | 4' - 7" | 11.6 |
| RESIDENTIAL | P | 65.35 | 2' - 9" | 4' - 7" | 12.6 |
| | SUBTOTAL | | | | |

| 65TH FLOOR DEDUCTIONS ZONE C5-1 | | | | | |
|---|---|---|---|---|---|
| USE | TYPE | No. | LENGTH | WIDTH | AREA (SF) |
| RESIDENTIAL | M | 65.36 | 1' - 2" | 3' - 6" | 4.1 |
| RESIDENTIAL | P | 65.37 | 1' - 11" | 7' - 8" | 14.7 |
| RESIDENTIAL | M | 65.38 | 2' - 9" | 3' - 1" | 8.5 |
| RESIDENTIAL | P | 65.39 | 1' - 10" | 3' - 5" | 6.3 |
| RESIDENTIAL | M | 65.40 | 1' - 10" | 3' - 5" | 6.2 |
| RESIDENTIAL | E | 65.41 | 1' - 5" | 4' - 3" | 6.1 |
| RESIDENTIAL | P | 65.42 | 1' - 2" | 1' - 6" | 1.7 |
| | SUBTOTAL | | | | 422.2 |

| 65TH FLOOR DEDUCTIONS ZONE C5-3 MID | | | | | |
|---|---|---|---|---|---|
| USE | TYPE | No. | LENGTH | WIDTH | AREA (SF) |
| RESIDENTIAL | ST | 65.43 | 0' - 8" | 7' - 2" | 4.8 |
| RESIDENTIAL | M | 65.44 | 0' - 2" | 4' - 10" | 0.7 |
| RESIDENTIAL | ST | 65.45 | 0' - 8" | 1' - 6" | 1.0 |
| RESIDENTIAL | ST | 65.46 | 0' - 8" | 1' - 6" | 1.0 |
| RESIDENTIAL | M | 65.47 | 4' - 10" | 4' - 10" | 23.4 |
| RESIDENTIAL | P | 65.48 | 1' - 1" | 5' - 1" | 5.3 |
| RESIDENTIAL | P | 65.49 | 1' - 0" | 6' - 3" | 6.3 |
| RESIDENTIAL | P | 65.50 | 1' - 0" | 3' - 1" | 3.0 |
| RESIDENTIAL | P | 65.51 | 1' - 1" | 4' - 0" | 4.4 |
| RESIDENTIAL | M | 65.52 | 1' - 6" | 3' - 2" | 4.8 |
| RESIDENTIAL | P | 65.53 | 1' - 0" | 6' - 2" | 6.2 |
| RESIDENTIAL | M | 65.54 | 1' - 7" | 4' - 8" | 7.3 |
| RESIDENTIAL | M | 65.55 | 2' - 10" | 3' - 5" | 9.6 |
| RESIDENTIAL | M | 65.56 | 2' - 11" | 3' - 7" | 10.4 |
| RESIDENTIAL | M | 65.57 | 2' - 1" | 4' - 8" | 9.8 |
| RESIDENTIAL | M | 65.58 | 1' - 9" | 4' - 8" | 8.2 |
| RESIDENTIAL | M | 65.59 | 1' - 10" | 1' - 11" | 3.5 |
| | SUBTOTAL | | | | 109.6 |

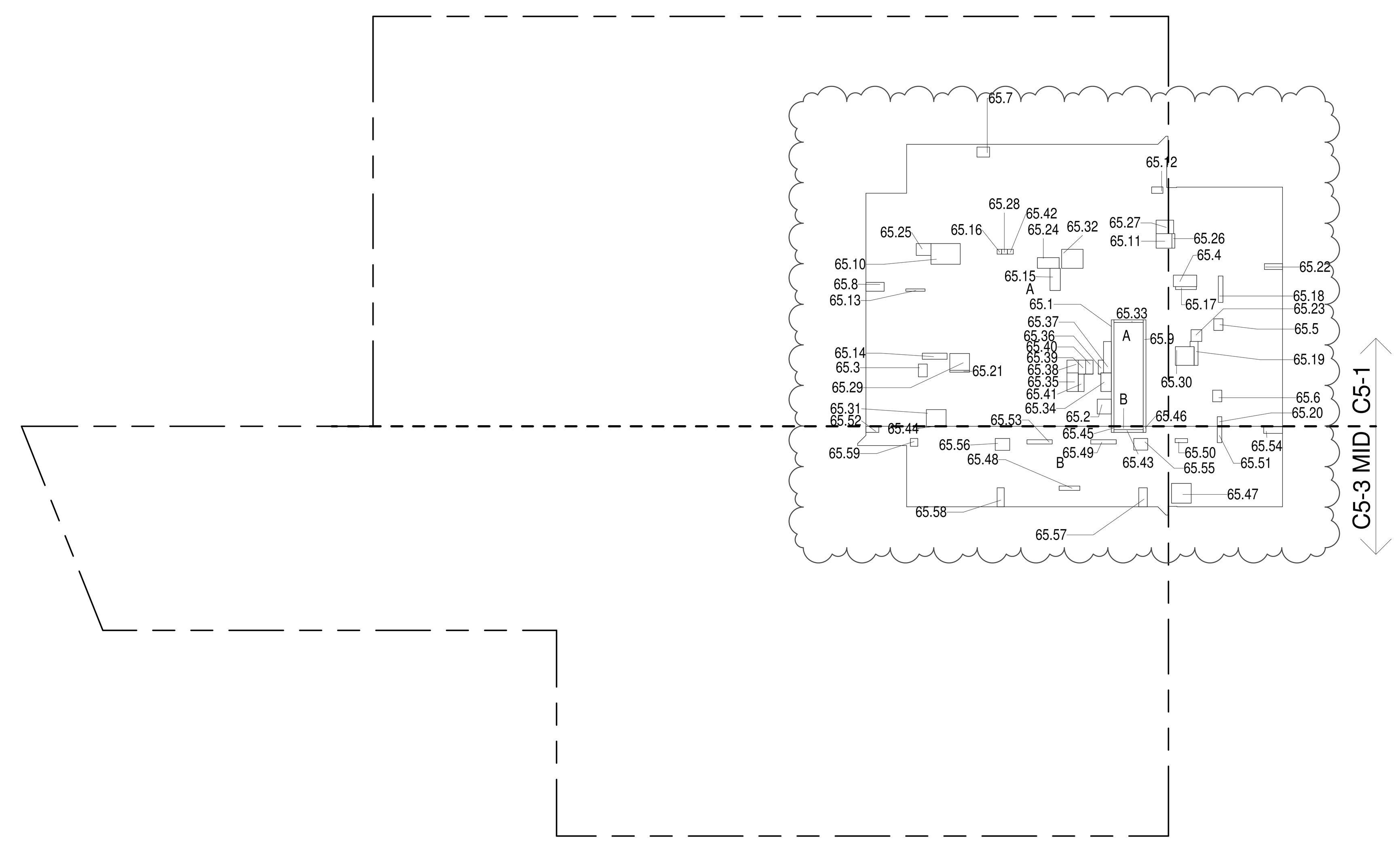


**65TH FLOOR (MFD:95TH FLOOR) GROSS FLOOR AREA PLAN AND DEDUCTIONS** (2)
3/64" = 1'-0"

| 66TH FLOOR AREA CALCULATIONS ZONE C5-1 | | | | |
|---|---|---|---|---|
| USE | No. | *GFA | *DEDUCTIONS | *ZFA (SF) |
| RESIDENTIAL | | 6,644 | 432 | 6,212 |
| TOTAL | | 6,644 | 432 | 6,212 |

| 66TH FLOOR AREA CALCULATIONS ZONE C5-3 MID | | | | |
|---|---|---|---|---|
| USE | No. | *GFA | *DEDUCTIONS | *ZFA (SF) |
| RESIDENTIAL | | 1,874 | 112 | 1,762 |
| TOTAL | | 1,874 | 112 | 1,762 |

| 66TH FLOOR AREA CALCULATIONS ZONE C5-1 AND C5-3 MID | | | |
|---|---|---|---|
| USE | *GFA | *DEDUCTIONS | *ZFA (SF) |
| RESIDENTIAL | 8,518 | 544 | 7,974 |
| TOTAL | 8,518 | 544 | 7,974 |

| 66TH FLOOR DEDUCTIONS ZONE C5-1 | | | | | |
|---|---|---|---|---|---|
| USE | TYPE | No. | LENGTH | WIDTH | AREA (SF) |
| RESIDENTIAL | ST | 66.1 | 0' - 8" | 26' - 1" | 17.4 |
| RESIDENTIAL | M | 66.2 | 3' - 5" | 3' - 8" | 12.5 |
| RESIDENTIAL | M | 66.3 | 2' - 4" | 3' - 3" | 7.8 |
| RESIDENTIAL | M | 66.4 | 2' - 11" | 5' - 11" | 16.9 |
| RESIDENTIAL | M | 66.5 | 2' - 4" | 2' - 10" | 6.8 |
| RESIDENTIAL | M | 66.6 | 2' - 4" | 3' - 0" | 7.2 |
| RESIDENTIAL | M | 66.7 | 2' - 6" | 3' - 1" | 7.7 |
| RESIDENTIAL | M | 66.8 | 2' - 2" | 4' - 6" | 9.8 |
| RESIDENTIAL | ST | 66.9 | 0' - 8" | 26' - 1" | 17.4 |
| RESIDENTIAL | M | 66.10 | 5' - 4" | 7' - 4" | 38.7 |
| RESIDENTIAL | M | 66.11 | 3' - 7" | 3' - 11" | 13.8 |
| RESIDENTIAL | M | 66.12 | 1' - 7" | 2' - 9" | 4.4 |
| RESIDENTIAL | P | 66.13 | 0' - 7" | 4' - 9" | 2.6 |
| RESIDENTIAL | P | 66.14 | 1' - 6" | 6' - 1" | 9.2 |
| RESIDENTIAL | P | 66.15 | 2' - 6" | 5' - 5" | 13.5 |
| RESIDENTIAL | P | 66.16 | 1' - 2" | 1' - 2" | 1.3 |
| RESIDENTIAL | P | 66.17 | 0' - 8" | 5' - 1" | 3.5 |
| RESIDENTIAL | P | 66.18 | 1' - 1" | 6' - 5" | 7.1 |
| RESIDENTIAL | P | 66.19 | 1' - 0" | 6' - 9" | 6.8 |
| RESIDENTIAL | P | 66.20 | 1' - 1" | 2' - 4" | 2.6 |
| RESIDENTIAL | P | 66.21 | 0' - 5" | 4' - 10" | 2.2 |
| RESIDENTIAL | M | 66.22 | 1' - 5" | 4' - 6" | 6.3 |
| RESIDENTIAL | M | 66.23 | 2' - 11" | 3' - 1" | 9.0 |
| RESIDENTIAL | M | 66.24 | 2' - 10" | 5' - 10" | 16.2 |
| RESIDENTIAL | M | 66.25 | 3' - 2" | 3' - 8" | 11.4 |
| RESIDENTIAL | P | 66.26 | 0' - 9" | 3' - 7" | 2.7 |
| RESIDENTIAL | M | 66.27 | 3' - 5" | 4' - 3" | 14.5 |
| RESIDENTIAL | M | 66.28 | 1' - 2" | 1' - 5" | 1.7 |
| RESIDENTIAL | M | 66.29 | 4' - 2" | 4' - 10" | 20.0 |
| RESIDENTIAL | M | 66.30 | 4' - 7" | 4' - 7" | 20.8 |
| RESIDENTIAL | M | 66.31 | 4' - 1" | 4' - 10" | 19.6 |
| RESIDENTIAL | M | 66.32 | 4' - 8" | 5' - 3" | 24.4 |
| RESIDENTIAL | ST | 66.33 | 0' - 8" | 7' - 2" | 4.8 |
| RESIDENTIAL | E | 66.34 | 2' - 7" | 4' - 7" | 11.6 |
| RESIDENTIAL | P | 66.35 | 2' - 9" | 4' - 7" | 12.6 |
| | SUBTOTAL | | | | |

| 66TH FLOOR DEDUCTIONS ZONE C5-1 | | | | | |
|---|---|---|---|---|---|
| USE | TYPE | No. | LENGTH | WIDTH | AREA (SF) |
| RESIDENTIAL | M | 66.36 | 1' - 2" | 3' - 6" | 4.1 |
| RESIDENTIAL | P | 66.37 | 1' - 11" | 7' - 8" | 14.7 |
| RESIDENTIAL | M | 66.38 | 2' - 9" | 3' - 1" | 8.5 |
| RESIDENTIAL | P | 66.39 | 1' - 10" | 3' - 5" | 6.3 |
| RESIDENTIAL | M | 66.40 | 1' - 10" | 3' - 5" | 6.2 |
| RESIDENTIAL | E | 66.41 | 1' - 5" | 4' - 3" | 6.1 |
| RESIDENTIAL | P | 66.42 | 1' - 2" | 1' - 6" | 1.7 |
| | SUBTOTAL | | | | 432.3 |

| 66TH FLOOR DEDUCTIONS ZONE C5-3 MID | | | | | |
|---|---|---|---|---|---|
| USE | TYPE | No. | LENGTH | WIDTH | AREA (SF) |
| RESIDENTIAL | ST | 66.43 | 0' - 8" | 7' - 2" | 4.8 |
| RESIDENTIAL | M | 66.44 | 0' - 2" | 4' - 10" | 0.7 |
| RESIDENTIAL | ST | 66.45 | 0' - 8" | 1' - 6" | 1.0 |
| RESIDENTIAL | ST | 66.46 | 0' - 8" | 1' - 6" | 1.0 |
| RESIDENTIAL | M | 66.47 | 4' - 10" | 4' - 10" | 23.4 |
| RESIDENTIAL | P | 66.48 | 1' - 5" | 5' - 1" | 7.0 |
| RESIDENTIAL | P | 66.49 | 1' - 0" | 6' - 3" | 6.3 |
| RESIDENTIAL | P | 66.50 | 1' - 0" | 3' - 1" | 3.0 |
| RESIDENTIAL | P | 66.51 | 1' - 1" | 4' - 0" | 4.4 |
| RESIDENTIAL | M | 66.52 | 1' - 6" | 3' - 2" | 4.8 |
| RESIDENTIAL | P | 66.53 | 1' - 0" | 6' - 3" | 6.2 |
| RESIDENTIAL | M | 66.54 | 1' - 7" | 4' - 8" | 7.3 |
| RESIDENTIAL | M | 66.55 | 2' - 10" | 3' - 5" | 9.7 |
| RESIDENTIAL | M | 66.56 | 2' - 11" | 3' - 7" | 10.4 |
| RESIDENTIAL | M | 66.57 | 2' - 1" | 4' - 8" | 9.8 |
| RESIDENTIAL | M | 66.58 | 1' - 9" | 4' - 9" | 8.4 |
| RESIDENTIAL | M | 66.59 | 1' - 10" | 1' - 11" | 3.5 |
| | SUBTOTAL | | | | 111.5 |

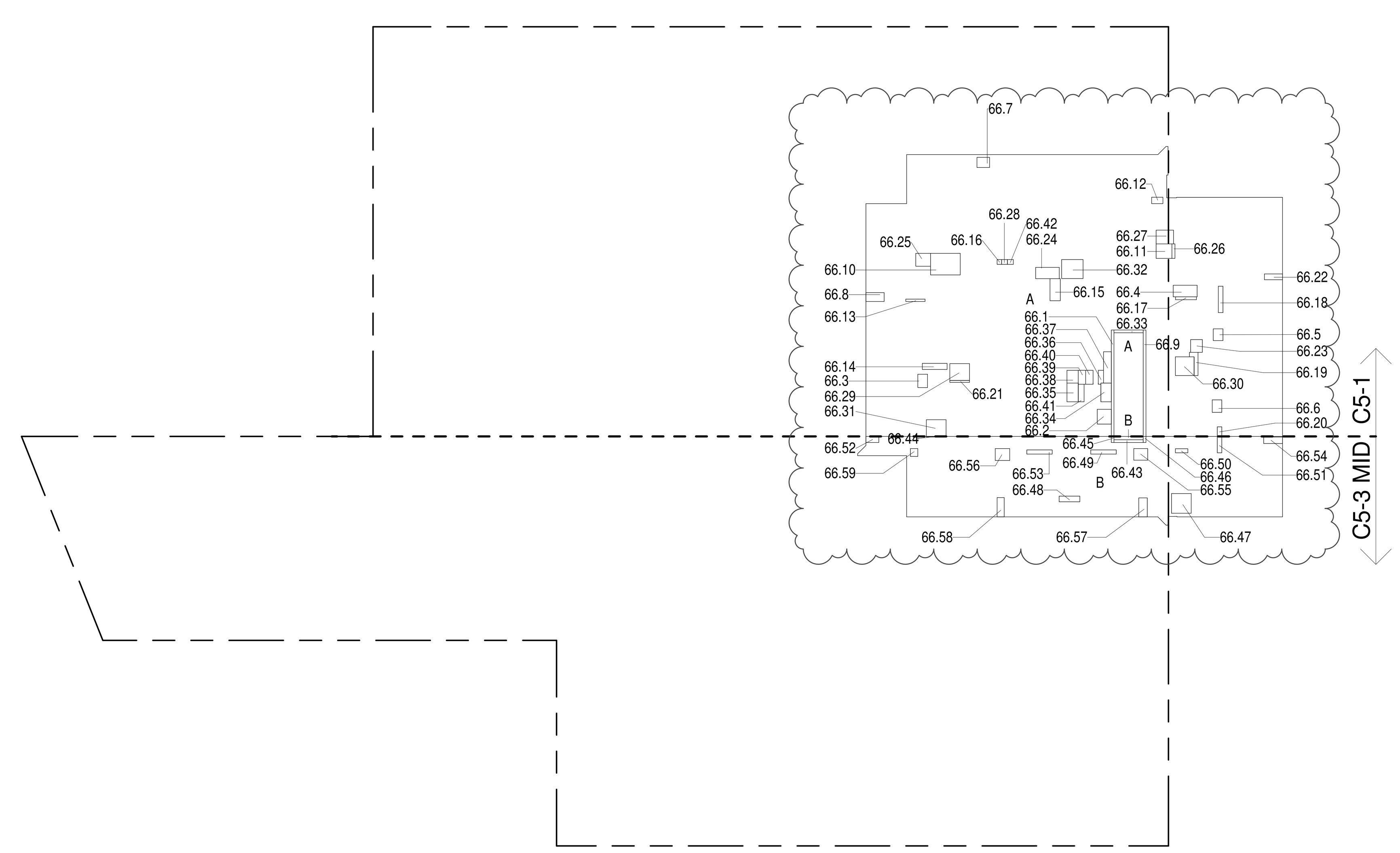


**66TH FLOOR (MFD:96TH FLOOR) GROSS FLOOR AREA PLAN AND DEDUCTIONS** (3)
3/64" = 1'-0"

ZONING AND DEDUCT LEGEND

- DEDUCTIONS
- M - MECHANICAL ROOM / RISER
- E - ELECTRICAL SHAFT / RISER
- P - PLUMBING RISER
- BG - BELOW GRADE
- O - OPENING TO BELOW
- L - LOADING BAYS
- ST - 44" RESI STAIR SHAFT (INCLUDING 8" PERIMETER)
- G - GAP FROM ADJACENT BUILDING
- DEVELOPMENT LOT LINE

* WHERE APPLICABLE, DOCUMENTED AND CALCULATED AREAS HAVE BEEN ROUNDED TO ITS NEXT SIGNIFICANT DIGIT.

** LENGTH AND WIDTH DIMENSIONS FOR COMPLEX SHAPES HAVE BEEN SIMPLIFIED TO ILLUSTRATE ONLY LARGEST OVERALL DIMENSION RESPECTIVELY. AREA DOCUMENTED IS THE EXACT AREA OF THE COMPLEX SHAPE

*** ELECTRICAL DEDUCTIONS ARE ONLY FOR ELECTRICAL RISERS. AND CLOSETS. NO DEDUCTIONS TAKEN FOR TELEPHONE CLOSETS

KEY PLAN:

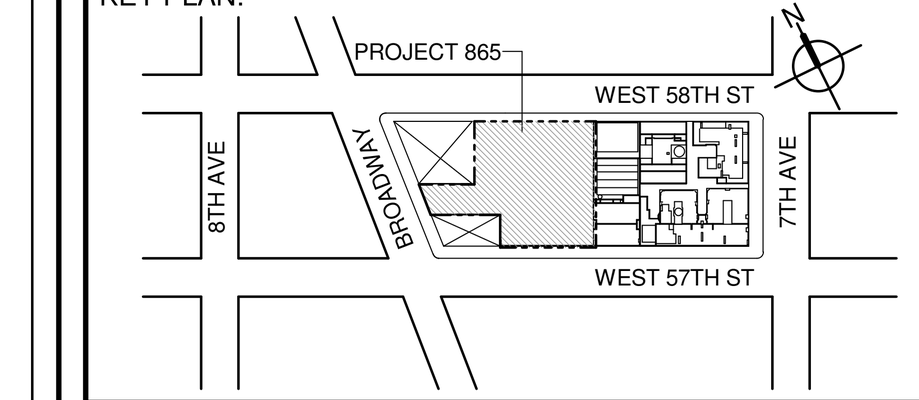


PROJECT NORTH
TRUE NORTH

DEVELOPER:
**EXTELL DEVELOPMENT COMPANY**
805 THIRD AVENUE, 7TH FLOOR
New York, NY 10022 USA
TEL: 212 712 6000 FAX: 212 712 6100

DESIGN ARCHITECT: Base Building Shell & Core
**ADRIAN SMITH + GORDON GILL ARCHITECTURE**
111 WEST MONROE STREET SUITE 2300
CHICAGO IL 60603
TEL: 312 920 1888 FAX: 312 920 1775

ARCHITECT OF RECORD: Base Building Shell & Core
**AAI ARCHITECTS, P.C.**
401 Wellington St. W., 3rd Floor
Toronto, ON M5V 1E7 Canada
TEL: 416 967 1500 FAX: 416 967 7150

STRUCTURAL ENGINEERS:
**WSP CANTOR SEINUK**
228 EAST 45th Street
New York, NY 10017 USA
TEL: 212 687 9888 FAX: 646 487 5501

MEP ENGINEERS:
**AKF GROUP**
1501 Broadway
New York, NY 10036 USA
TEL: 212 354 5656 FAX: 212 354 5668

GEOTECHNICAL ENGINEERS:
**Langan Engineering & Environmental Services**
21 Penn Plaza - 360 West 31st Street, 8th Floor
New York, NY 10001-2727
TEL: 212 479 5400 FAX: 212 479 5444

CODE CONSULTANTS:
**Construction Consulting Associates**
100 Church Street
New York, NY 10007
TEL: 212 385 1818 FAX: 212 385 1911

CURTAINWALL CONSULTANT:
**AJLP Consulting**
40 Worth Street. Suite 826
New York, NY 10013
TEL: 212 757 5659 FAX: 646 219 8508

LANDMARK/PRESERVATION CONSULTANT:
**Higgins Quasebarth & Partners LLC**
11 Hanover Square, 16th Floor
New York, NY 1005
TEL: 212 274 9468 FAX: 646 274 9380

LANDMARK/PRESERVATION CONSULTANT:
**Jan Hird Pokorny Associates, Inc.**
39 West 37th Street, 12A
New York, NY 10018
TEL: 212 759 6462 FAX: 212 759 6540

| No. | DESCRIPTION: | DATE: |
|---|---|---|
| 1 | D.O.B. SUBMISSION | 05 DEC 14 |
| 2 | D.O.B. SUBMISSION | 18 FEB 15 |
| | D.O.B. SUBMISSION | 27 APR 14 |
| | D.O.B. AMENDMENT 2 | 21 SEP 15 |
| | D.O.B. AMENDMENT 3 | 03 OCT 16 |

0 10' - 8" 21' - 4" 42' - 8"

**D.O.B. SUBMISSION**

Discrepancies must be reported immediately to the Architect before proceeding. Only figured dimensions are to be used. Contractors must check all dimensions on site. This drawing is protected by copyright.

ALL DIMENSIONS ARE SHOWN IN IMPERIAL.

CONSULTANT:
AAI ARCHITECTS, P.C.

PROJECT:
**217 WEST 57TH STREET**
NEW YORK, NY

DRAWING TITLE:
ZONING FLOOR AREA PLAN AND DEDUCTIONS
64TH, 65TH, 66TH FLOOR

SEAL & SIGNATURE:




| DATE: | 05 DEC 14 |
|---|---|
| PROJECT No: | 1216-00 |
| DRAWN: Author | REV: 2 |
| CHK: Checker | |
| SCALE: 3/64" = 1'-0" | |
| DWG No: | **Z-030.02** |
| DOB PAGE No: | 27 of 454 |

DOB EMPLOYEE STAMP:
DOB B-SCAN:

FILE NAME:
PLOT DATE:10/14/2016 2:01:21 PM

36" x 48" Arch E -SHEET SIZE

DEPT OF BLDGS 121328205 Job Number
ES519879926 Scan Code

| 69TH FLOOR AREA CALCULATIONS | | | | |
|---|---|---|---|---|
| ZONE C5-1 | | | | |
| USE | No. | *GFA | *DEDUCTIONS | *ZFA (SF) |
| RESIDENTIAL | | 6,285 | 319 | 5,966 |
| TOTAL | | 6,285 | 319 | 5,966 |

| 69TH FLOOR AREA CALCULATIONS | | | | |
|---|---|---|---|---|
| ZONE C5-3 MID | | | | |
| USE | No. | *GFA | *DEDUCTIONS | *ZFA (SF) |
| RESIDENTIAL | | 1,873 | 127 | 1,746 |
| TOTAL | | 1,873 | 127 | 1,746 |

| 69TH FLOOR AREA CALCULATIONS | | | |
|---|---|---|---|
| ZONE C5-1 AND C5-3 MID | | | |
| USE | *GFA | *DEDUCTIONS | *ZFA (SF) |
| RESIDENTIAL | 8,158 | 445 | 7,712 |
| TOTAL | 8,158 | 445 | 7,712 |

| 69TH FLOOR DEDUCTIONS | | | | | |
|---|---|---|---|---|---|
| ZONE C5-1 | | | | | |
| USE | TYPE | No. | LENGTH | WIDTH | AREA (SF) |
| RESIDENTIAL | ST | 69.1 | 1' - 4" | 20' - 9" | 27.7 |
| RESIDENTIAL | P | 69.2 | 4' - 5" | 5' - 5" | 24.0 |
| RESIDENTIAL | M | 69.3 | 3' - 5" | 3' - 8" | 12.5 |
| RESIDENTIAL | M | 69.4 | 3' - 3" | 5' - 3" | 16.8 |
| RESIDENTIAL | M | 69.5 | 2' - 11" | 4' - 0" | 11.6 |
| RESIDENTIAL | M | 69.6 | 1' - 6" | 3' - 2" | 4.8 |
| RESIDENTIAL | M | 69.7 | 3' - 10" | 6' - 1" | 23.3 |
| RESIDENTIAL | M | 69.8 | 4' - 8" | 4' - 10" | 22.5 |
| RESIDENTIAL | M | 69.9 | 4' - 8" | 6' - 0" | 28.0 |
| RESIDENTIAL | P | 69.10 | 1' - 1" | 5' - 9" | 6.1 |
| RESIDENTIAL | M | 69.11 | 4' - 9" | 5' - 10" | 27.7 |
| RESIDENTIAL | M | 69.12 | 5' - 1" | 5' - 5" | 27.6 |
| RESIDENTIAL | P | 69.13 | 0' - 10" | 6' - 3" | 5.2 |
| RESIDENTIAL | M | 69.14 | 1' - 6" | 3' - 9" | 5.6 |
| RESIDENTIAL | P | 69.15 | 1' - 0" | 5' - 2" | 5.1 |
| RESIDENTIAL | P | 69.16 | 1' - 0" | 5' - 0" | 5.0 |
| RESIDENTIAL | M | 69.17 | 1' - 6" | 1' - 8" | 2.4 |
| RESIDENTIAL | M | 69.18 | 1' - 4" | 4' - 1" | 5.5 |
| RESIDENTIAL | ST | 69.19 | 0' - 8" | 31' - 6" | 20.1 |
| RESIDENTIAL | M | 69.20 | 2' - 1" | 3' - 2" | 6.7 |
| RESIDENTIAL | M | 69.21 | 2' - 1" | 5' - 11" | 12.4 |
| RESIDENTIAL | P | 69.22 | 1' - 1" | 3' - 5" | 3.8 |
| RESIDENTIAL | E | 69.23 | 1' - 4" | 3' - 2" | 4.2 |
| RESIDENTIAL | E | 69.24 | 1' - 4" | 2' - 6" | 3.3 |
| RESIDENTIAL | E | 69.25 | 0' - 9" | 2' - 2" | 1.6 |
| RESIDENTIAL | E | 69.26 | 1' - 9" | 3' - 1" | 5.5 |
| SUBTOTAL | | | | | 318.9 |

| 69TH FLOOR DEDUCTIONS | | | | | |
|---|---|---|---|---|---|
| ZONE C5-3 MID | | | | | |
| USE | TYPE | No. | LENGTH | WIDTH | AREA (SF) |
| RESIDENTIAL | ST | 69.27 | 0' - 8" | 7' - 2" | 4.8 |
| RESIDENTIAL | M | 69.28 | 1' - 0" | 1' - 6" | 1.5 |
| RESIDENTIAL | M | 69.29 | 5' - 0" | 5' - 1" | 25.4 |
| RESIDENTIAL | ST | 69.30 | 0' - 8" | 1' - 6" | 1.0 |
| RESIDENTIAL | ST | 69.31 | 0' - 8" | 1' - 6" | 1.0 |
| RESIDENTIAL | P | 69.32 | 1' - 1" | 2' - 11" | 3.3 |
| RESIDENTIAL | P | 69.33 | 1' - 0" | 1' - 6" | 1.5 |
| RESIDENTIAL | P | 69.34 | 1' - 0" | 5' - 6" | 5.5 |
| RESIDENTIAL | M | 69.35 | 1' - 11" | 4' - 8" | 9.0 |
| RESIDENTIAL | M | 69.36 | 3' - 6" | 8' - 3" | 28.9 |
| RESIDENTIAL | P | 69.37 | 0' - 11" | 4' - 8" | 4.1 |
| RESIDENTIAL | M | 69.38 | 4' - 3" | 8' - 5" | 35.9 |
| RESIDENTIAL | M | 69.39 | 1' - 6" | 3' - 1" | 4.6 |
| SUBTOTAL | | | | | 126.6 |

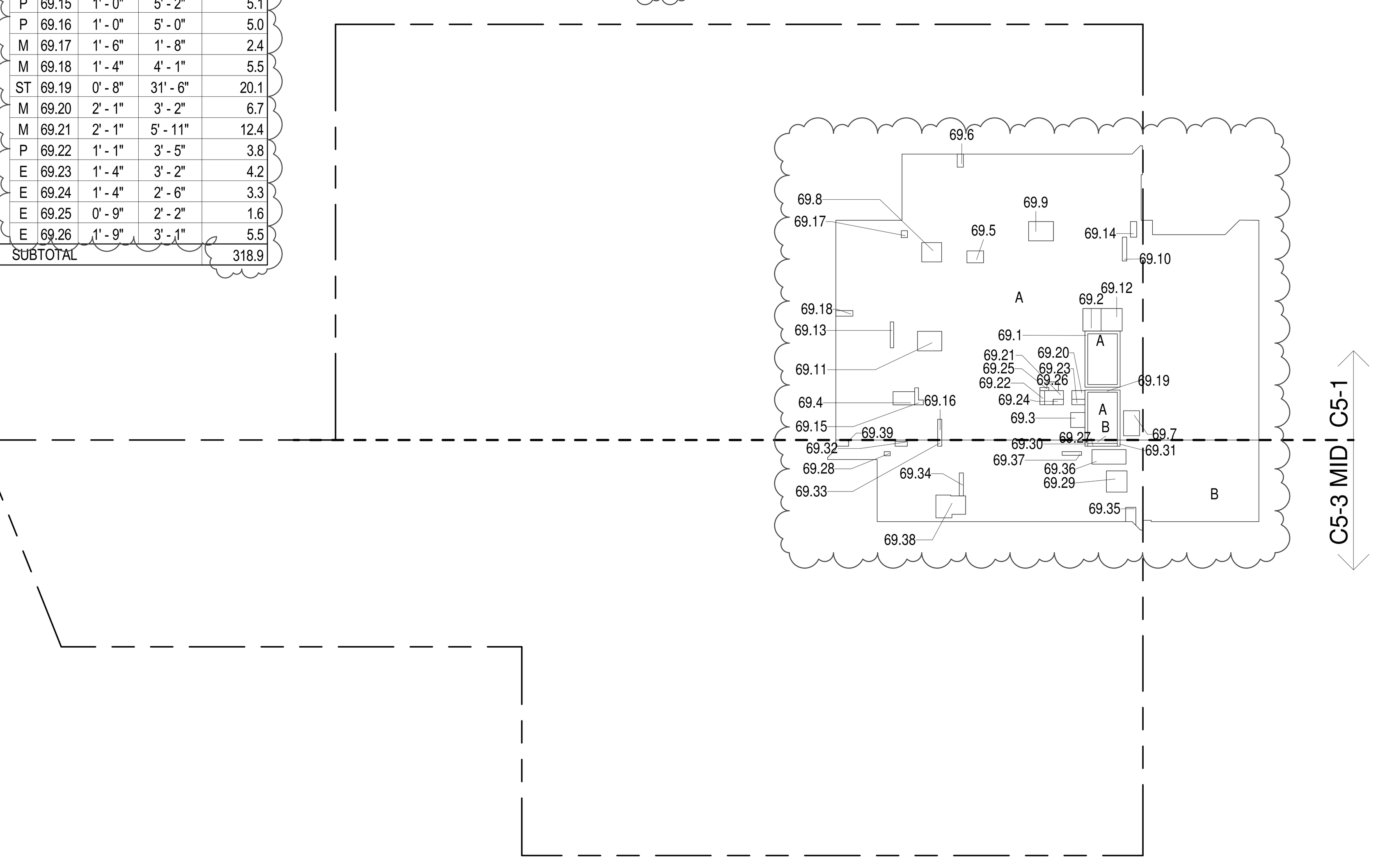


**69TH FLOOR (MFD:107TH FLOOR) GROSS FLOOR AREA PLAN AND DEDUCTIONS** (4)
3/64" = 1'-0"

| 70TH FLOOR AREA CALCULATIONS | | | | |
|---|---|---|---|---|
| ZONE C5-1 | | | | |
| USE | No. | *GFA | *DEDUCTIONS | *ZFA (SF) |
| RESIDENTIAL | | 6,284 | 2,032 | 4,252 |
| TOTAL | | 6,284 | 2,032 | 4,252 |

| 70TH FLOOR AREA CALCULATIONS | | | | |
|---|---|---|---|---|
| ZONE C5-3 MID | | | | |
| USE | No. | *GFA | *DEDUCTIONS | *ZFA (SF) |
| RESIDENTIAL | | 1,874 | 728 | 1,145 |
| TOTAL | | 1,874 | 728 | 1,145 |

| 70TH FLOOR AREA CALCULATIONS | | | |
|---|---|---|---|
| ZONE C5-1 AND C5-3 MID | | | |
| USE | *GFA | *DEDUCTIONS | *ZFA (SF) |
| RESIDENTIAL | 8,158 | 2,760 | 5,397 |
| TOTAL | 8,158 | 2,760 | 5,397 |

| 70TH FLOOR DEDUCTIONS | | | | | |
|---|---|---|---|---|---|
| ZONE C5-1 | | | | | |
| USE | TYPE | No. | LENGTH | WIDTH | AREA (SF) |
| RESIDENTIAL | ST | 70.1 | 1' - 4" | 20' - 9" | 27.7 |
| RESIDENTIAL | M | 70.2 | 4' - 7" | 4' - 11" | 22.6 |
| RESIDENTIAL | P | 70.3 | 4' - 5" | 4' - 11" | 21.8 |
| RESIDENTIAL | M | 70.4 | 4' - 3" | 8' - 1" | 34.2 |
| RESIDENTIAL | M | 70.5 | 3' - 5" | 3' - 8" | 12.5 |
| RESIDENTIAL | M | 70.6 | 2' - 7" | 3' - 4" | 8.6 |
| RESIDENTIAL | M | 70.7 | 1' - 8" | 3' - 3" | 5.4 |
| RESIDENTIAL | M | 70.8 | 2' - 6" | 2' - 7" | 6.5 |
| RESIDENTIAL | M | 70.9 | 2' - 11" | 3' - 0" | 8.9 |
| RESIDENTIAL | P | 70.10 | 1' - 6" | 4' - 7" | 6.8 |
| RESIDENTIAL | P | 70.11 | 0' - 10" | 5' - 9" | 4.8 |
| RESIDENTIAL | M | 70.12 | 4' - 9" | 5' - 0" | 23.8 |
| RESIDENTIAL | M | 70.13 | 1' - 6" | 3' - 2" | 4.8 |
| RESIDENTIAL | M | 70.14 | 3' - 7" | 6' - 1" | 21.7 |
| RESIDENTIAL | M | 70.15 | 3' - 10" | 9' - 8" | 37.3 |
| RESIDENTIAL | M | 70.16 | 1' - 4" | 4' - 2" | 5.6 |
| RESIDENTIAL | P | 70.17 | 1' - 5" | 3' - 9" | 5.2 |
| RESIDENTIAL | P | 70.18 | 1' - 0" | 5' - 0" | 4.9 |
| RESIDENTIAL | O | 70.19 | 24' - 6" | 61' - 2" | 1,500.8 |
| RESIDENTIAL | P | 70.20 | 1' - 3" | 3' - 4" | 4.3 |
| RESIDENTIAL | P | 70.21 | 0' - 11" | 7' - 8" | 7.3 |
| RESIDENTIAL | M | 70.22 | 5' - 0" | 5' - 8" | 28.1 |
| RESIDENTIAL | ST | 70.23 | 0' - 8" | 31' - 3" | 20.8 |
| RESIDENTIAL | O | 70.24 | 2' - 7" | 62' - 10" | 163.0 |
| RESIDENTIAL | M | 70.25 | 2' - 1" | 3' - 2" | 6.7 |
| RESIDENTIAL | M | 70.26 | 2' - 1" | 6' - 0" | 12.6 |
| RESIDENTIAL | P | 70.27 | 1' - 1" | 3' - 7" | 3.9 |
| RESIDENTIAL | E | 70.28 | 1' - 5" | 3' - 2" | 4.6 |
| RESIDENTIAL | E | 70.29 | 1' - 5" | 2' - 6" | 3.6 |
| RESIDENTIAL | E | 70.30 | 0' - 9" | 1' - 11" | 1.4 |
| RESIDENTIAL | E | 70.31 | 2' - 8" | 4' - 6" | 12.1 |
| SUBTOTAL | | | | | 2,032.3 |

| 70TH FLOOR DEDUCTIONS | | | | | |
|---|---|---|---|---|---|
| ZONE C5-3 MID | | | | | |
| USE | TYPE | No. | LENGTH | WIDTH | AREA (SF) |
| RESIDENTIAL | ST | 70.32 | 0' - 8" | 7' - 2" | 4.8 |
| RESIDENTIAL | M | 70.33 | 1' - 6" | 2' - 1" | 3.0 |
| RESIDENTIAL | M | 70.34 | 4' - 2" | 5' - 2" | 21.4 |
| RESIDENTIAL | P | 70.35 | 1' - 7" | 6' - 4" | 10.2 |
| RESIDENTIAL | O | 70.36 | 17' - 2" | 33' - 2" | 569.0 |
| RESIDENTIAL | ST | 70.37 | 0' - 8" | 1' - 6" | 1.0 |
| RESIDENTIAL | ST | 70.38 | 0' - 8" | 1' - 6" | 1.0 |
| RESIDENTIAL | M | 70.39 | 4' - 2" | 12' - 8" | 52.6 |
| RESIDENTIAL | M | 70.40 | 4' - 1" | 10' - 9" | 43.5 |
| RESIDENTIAL | P | 70.41 | 1' - 1" | 3' - 8" | 4.1 |
| RESIDENTIAL | P | 70.42 | 1' - 0" | 1' - 6" | 1.5 |
| RESIDENTIAL | P | 70.43 | 1' - 1" | 2' - 11" | 3.3 |
| RESIDENTIAL | M | 70.44 | 1' - 6" | 3' - 1" | 4.6 |
| RESIDENTIAL | M | 70.45 | 1' - 9" | 4' - 6" | 8.1 |
| SUBTOTAL | | | | | 728.1 |

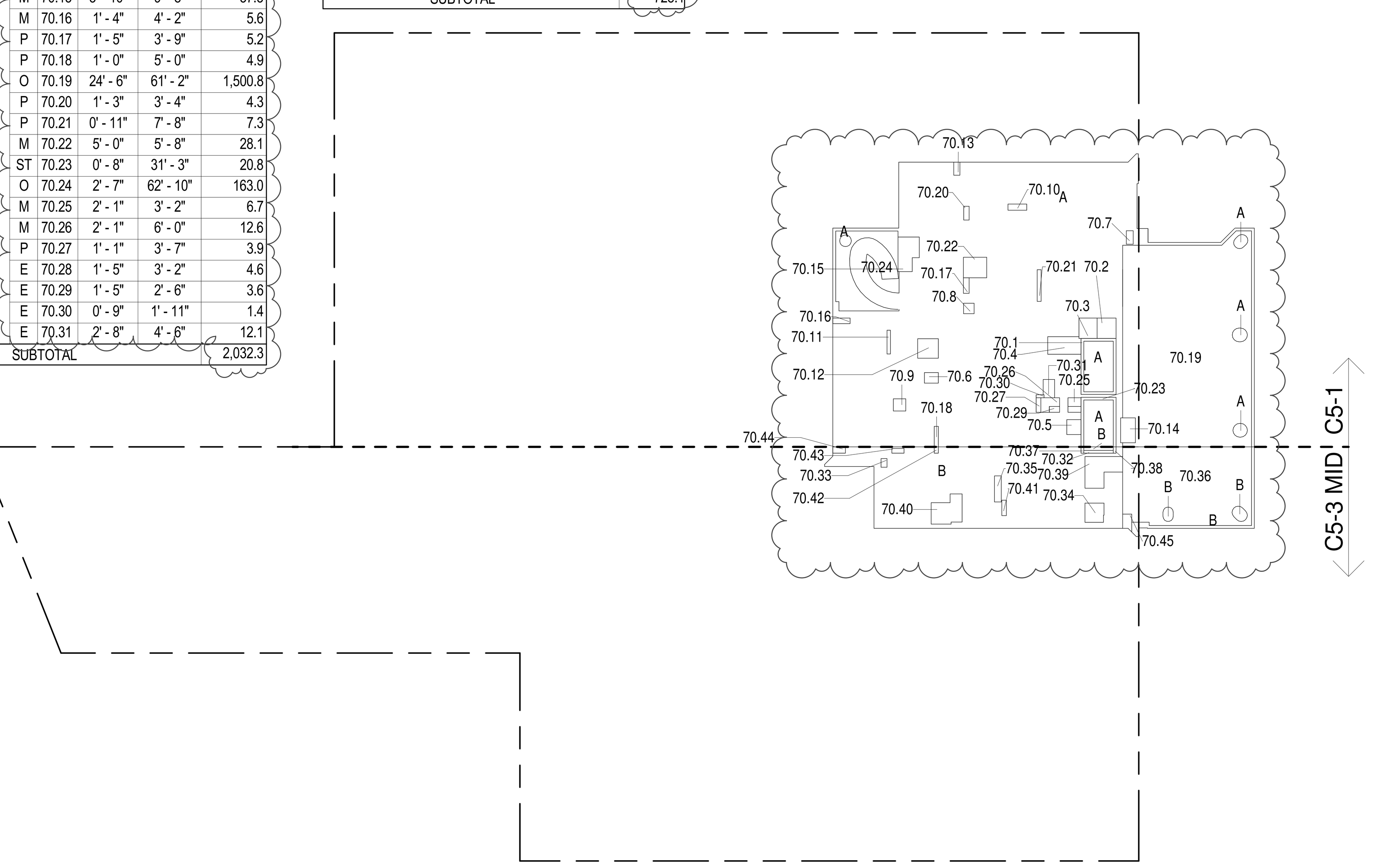


**70TH FLOOR (MFD:108TH FLOOR) GROSS FLOOR AREA PLAN AND DEDUCTIONS** (5)
3/64" = 1'-0"

| 67TH FLOOR AREA CALCULATIONS | | | | |
|---|---|---|---|---|
| ZONE C5-1 | | | | |
| USE | No. | *GFA | *DEDUCTIONS | *ZFA (SF) |
| RESIDENTIAL | 67.1 | 6,553 | 6,553 | 0 |
| TOTAL | | 6,553 | 6,553 | 0 |

| 67TH FLOOR AREA CALCULATIONS | | | | |
|---|---|---|---|---|
| ZONE C5-3 MID | | | | |
| USE | No. | *GFA | *DEDUCTIONS | *ZFA (SF) |
| RESIDENTIAL | 67.2 | 1,823 | 1,823 | 0 |
| TOTAL | | 1,823 | 1,823 | 0 |

| 67TH FLOOR AREA CALCULATIONS | | | |
|---|---|---|---|
| ZONE C5-1 AND C5-3 MID | | | |
| USE | *GFA | *DEDUCTIONS | *ZFA (SF) |
| RESIDENTIAL | 8,377 | 8,377 | 0 |
| TOTAL | 8,377 | 8,377 | 0 |

| 67TH FLOOR DEDUCTIONS | | | | | |
|---|---|---|---|---|---|
| ZONE C5-1 | | | | | |
| USE | TYPE | No. | LENGTH | WIDTH | AREA (SF) |
| RESIDENTIAL | M | 67.1 | 57' - 5" | 114' - 2" | 6,553.4 |
| SUBTOTAL | | | | | 6,553.4 |

| 67TH FLOOR DEDUCTIONS | | | | | |
|---|---|---|---|---|---|
| ZONE C5-3 MID | | | | | |
| USE | TYPE | No. | LENGTH | WIDTH | AREA (SF) |
| RESIDENTIAL | M | 67.2 | 17' - 1" | 106' - 7" | 1,823.2 |
| SUBTOTAL | | | | | 1,823.2 |

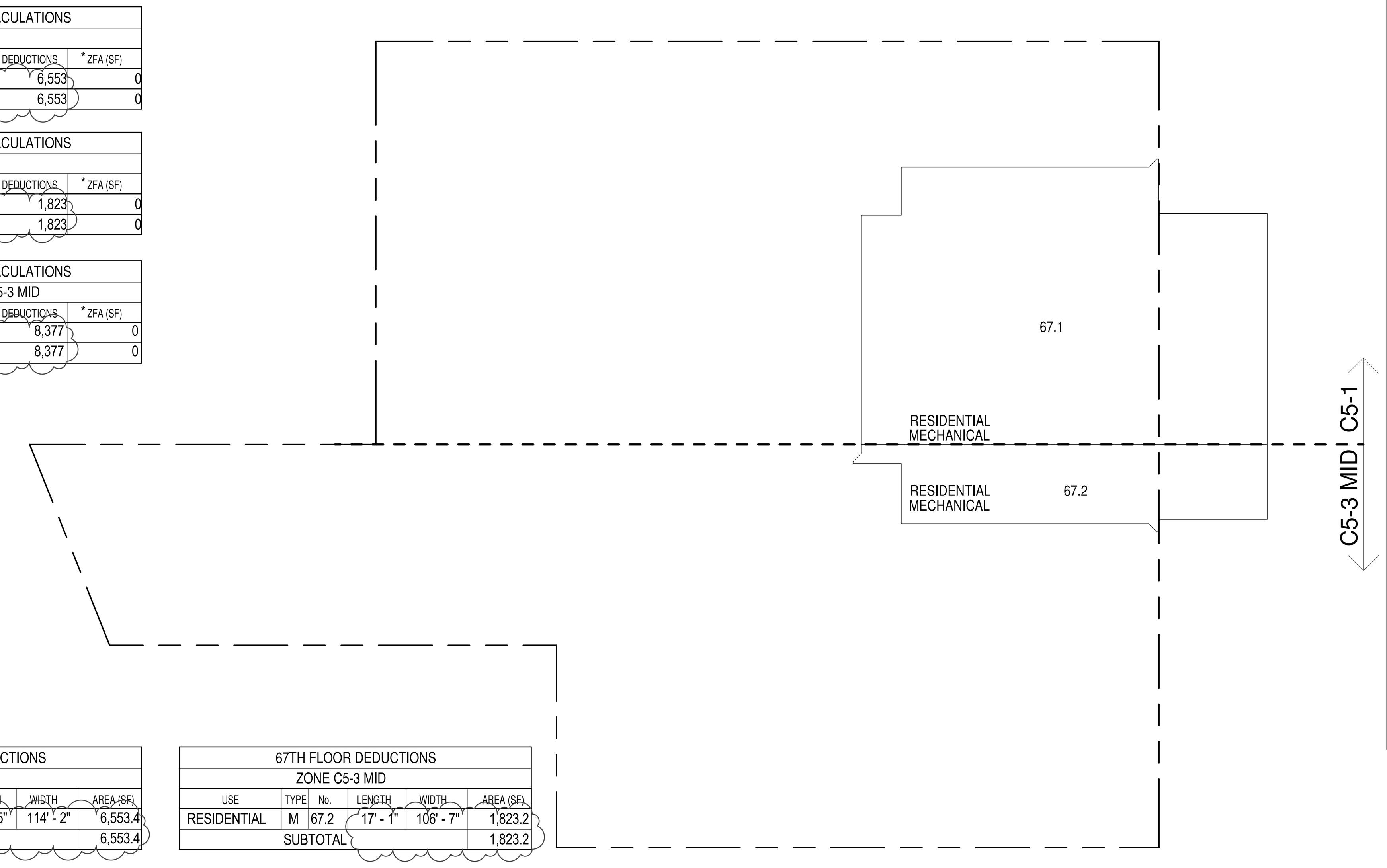


**67TH FLOOR (MFD:97TH FLOOR) GROSS FLOOR AREA PLAN AND DEDUCTIONS** (1)
3/64" = 1'-0"

ZONING AND DEDUCT LEGEND

- DEDUCTIONS
- M - MECHANICAL ROOM / RISER
- E - ELECTRICAL SHAFT / RISER
- P - PLUMBING RISER
- BG - BELOW GRADE
- O - OPENING TO BELOW
- L - LOADING BAYS
- ST - 44" RESI STAIR SHAFT (INCLUDING 8" PERIMETER)
- G - GAP FROM ADJACENT BUILDING
- DEVELOPMENT LOT LINE

* WHERE APPLICABLE, DOCUMENTED AND CALCULATED AREAS HAVE BEEN ROUNDED TO ITS NEXT SIGNIFICANT DIGIT.

** LENGTH AND WIDTH DIMENSIONS FOR COMPLEX SHAPES HAVE BEEN SIMPLIFIED TO ILLUSTRATE ONLY LARGEST OVERALL DIMENSION RESPECTIVELY. AREA DOCUMENTED IS THE EXACT AREA OF THE COMPLEX SHAPE

*** ELECTRICAL DEDUCTIONS ARE ONLY FOR ELECTRICAL RISERS. AND CLOSETS. NO DEDUCTIONS TAKEN FOR TELEPHONE CLOSETS

| 67TH FLOOR MEZ AREA CALCULATIONS | | | | |
|---|---|---|---|---|
| ZONE C5-1 | | | | |
| USE | No. | *GFA | *DEDUCTIONS | *ZFA (SF) |
| RESIDENTIAL | | 6,595 | 6,595 | 0 |
| TOTAL | | 6,595 | 6,595 | 0 |

| 67TH FLOOR MEZ AREA CALCULATIONS | | | |
|---|---|---|---|
| ZONE C5-1 AND C5-3 MID | | | |
| USE | *GFA | *DEDUCTIONS | *ZFA (SF) |
| RESIDENTIAL | 8,361 | 8,361 | 0 |
| TOTAL | 8,361 | 8,361 | 0 |

| 67TH FLOOR MEZ AREA CALCULATIONS | | | | |
|---|---|---|---|---|
| ZONE C5-3 MID | | | | |
| USE | No. | *GFA | *DEDUCTIONS | *ZFA (SF) |
| RESIDENTIAL | | 1,766 | 1,766 | 0 |
| TOTAL | | 1,766 | 1,766 | 0 |

| 67TH FLOOR MEZ DEDUCTIONS | | | | | |
|---|---|---|---|---|---|
| ZONE C5-1 | | | | | |
| USE | TYPE | No. | LENGTH | WIDTH | AREA (SF) |
| RESIDENTIAL | M | 67M.1 | 33' - 2" | 172' - 0" | 5,702.3 |
| RESIDENTIAL | O | 67M.2 | 21' - 7" | 39' - 6" | 851.1 |
| RESIDENTIAL | O | 67M.6 | 1' - 6" | 27' - 6" | 41.2 |
| SUBTOTAL | | | | | 6,594.6 |

| 67TH FLOOR MEZ DEDUCTIONS | | | | | |
|---|---|---|---|---|---|
| ZONE C5-3 MID | | | | | |
| USE | TYPE | No. | LENGTH | WIDTH | AREA (SF) |
| RESIDENTIAL | O | 67M.3 | 12' - 2" | 26' - 6" | 322.9 |
| RESIDENTIAL | O | 67M.5 | 12' - 9" | 37' - 9" | 482.1 |
| RESIDENTIAL | M | 67M.8 | 8' - 3" | 116' - 11" | 961.3 |
| SUBTOTAL | | | | | 1,766.2 |

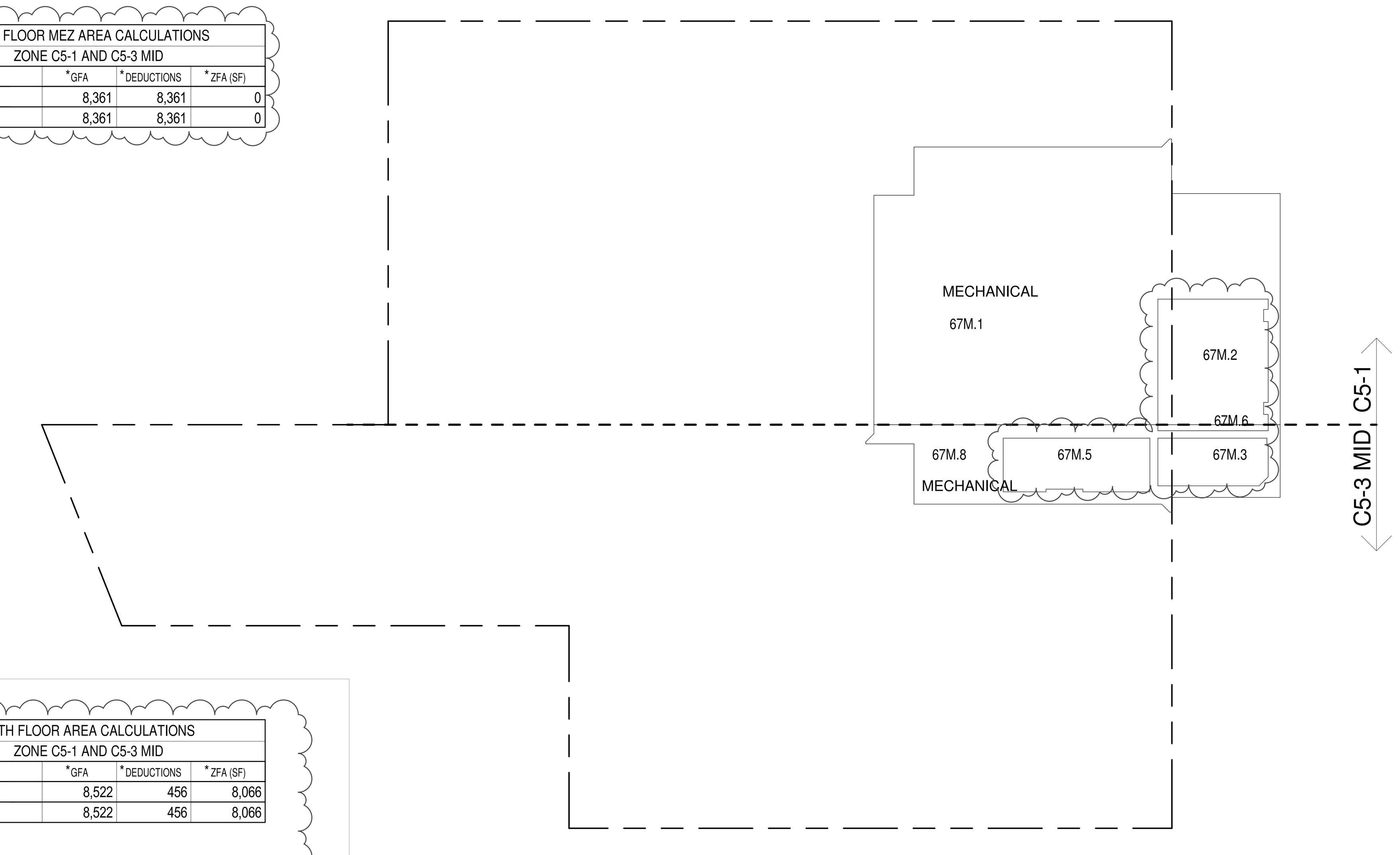


**67TH FLOOR INTER (MFD:98TH FLOOR) GROSS FLOOR AREA PLAN AND DEDUCTIONS** (2)
3/64" = 1'-0"

| 68TH FLOOR AREA CALCULATIONS | | | | |
|---|---|---|---|---|
| ZONE C5-1 | | | | |
| USE | No. | *GFA | *DEDUCTIONS | *ZFA (SF) |
| RESIDENTIAL | | 6,646 | 278 | 6,369 |
| TOTAL | | 6,646 | 278 | 6,369 |

| 68TH FLOOR AREA CALCULATIONS | | | |
|---|---|---|---|
| ZONE C5-1 AND C5-3 MID | | | |
| USE | *GFA | *DEDUCTIONS | *ZFA (SF) |
| RESIDENTIAL | 8,522 | 456 | 8,066 |
| TOTAL | 8,522 | 456 | 8,066 |

| 68TH FLOOR AREA CALCULATIONS | | | | |
|---|---|---|---|---|
| ZONE C5-3 MID | | | | |
| USE | No. | *GFA | *DEDUCTIONS | *ZFA (SF) |
| RESIDENTIAL | | 1,875 | 178 | 1,697 |
| TOTAL | | 1,875 | 178 | 1,697 |

| 68TH FLOOR DEDUCTIONS | | | | | |
|---|---|---|---|---|---|
| ZONE C5-1 | | | | | |
| USE | TYPE | No. | LENGTH | WIDTH | AREA (SF) |
| RESIDENTIAL | M | 68.1 | 3' - 11" | 9' - 8" | 37.5 |
| RESIDENTIAL | M | 68.2 | 1' - 8" | 3' - 4" | 5.5 |
| RESIDENTIAL | M | 68.3 | 1' - 1" | 4' - 0" | 4.3 |
| RESIDENTIAL | M | 68.4 | 3' - 5" | 3' - 8" | 12.5 |
| RESIDENTIAL | M | 68.5 | 3' - 8" | 4' - 10" | 17.7 |
| RESIDENTIAL | M | 68.6 | 1' - 3" | 2' - 1" | 2.5 |
| RESIDENTIAL | P | 68.7 | 1' - 3" | 3' - 3" | 4.1 |
| RESIDENTIAL | M | 68.8 | 0' - 9" | 4' - 1" | 3.1 |
| RESIDENTIAL | M | 68.9 | 4' - 10" | 5' - 5" | 26.2 |
| RESIDENTIAL | M | 68.10 | 3' - 11" | 5' - 7" | 22.0 |
| RESIDENTIAL | M | 68.11 | 2' - 1" | 3' - 2" | 6.7 |
| RESIDENTIAL | M | 68.12 | 2' - 0" | 6' - 1" | 11.9 |
| RESIDENTIAL | M | 68.13 | 1' - 3" | 1' - 10" | 2.3 |
| RESIDENTIAL | P | 68.14 | 4' - 8" | 5' - 5" | 25.2 |
| RESIDENTIAL | P | 68.15 | 1' - 1" | 4' - 5" | 4.7 |
| RESIDENTIAL | E | 68.16 | 1' - 4" | 3' - 2" | 4.2 |
| RESIDENTIAL | E | 68.17 | 2' - 3" | 7' - 3" | 16.4 |
| RESIDENTIAL | ST | 68.18 | 0' - 8" | 7' - 2" | 4.8 |
| RESIDENTIAL | ST | 68.19 | 0' - 8" | 13' - 7" | 9.1 |
| RESIDENTIAL | ST | 68.20 | 0' - 8" | 7' - 2" | 4.8 |
| RESIDENTIAL | ST | 68.21 | 0' - 8" | 13' - 7" | 9.1 |
| RESIDENTIAL | ST | 68.22 | 0' - 8" | 12' - 1" | 8.1 |
| RESIDENTIAL | ST | 68.23 | 0' - 8" | 7' - 2" | 4.8 |
| RESIDENTIAL | ST | 68.24 | 0' - 8" | 12' - 1" | 8.1 |
| RESIDENTIAL | P | 68.25 | 1' - 1" | 1' - 10" | 2.0 |
| RESIDENTIAL | P | 68.26 | 0' - 9" | 4' - 2" | 2.9 |
| RESIDENTIAL | P | 68.27 | 0' - 6" | 5' - 5" | 2.6 |
| RESIDENTIAL | P | 68.28 | 0' - 6" | 1' - 9" | 0.9 |
| RESIDENTIAL | P | 68.29 | 0' - 11" | 1' - 4" | 1.2 |
| RESIDENTIAL | P | 68.30 | 0' - 9" | 5' - 5" | 3.8 |
| RESIDENTIAL | P | 68.31 | 1' - 0" | 3' - 2" | 3.2 |
| RESIDENTIAL | P | 68.32 | 0' - 10" | 4' - 8" | 4.0 |
| RESIDENTIAL | P | 68.33 | 1' - 0" | 1' - 11" | 1.9 |
| SUBTOTAL | | | | | 277.9 |

| 68TH FLOOR DEDUCTIONS | | | | | |
|---|---|---|---|---|---|
| ZONE C5-3 MID | | | | | |
| USE | TYPE | No. | LENGTH | WIDTH | AREA (SF) |
| RESIDENTIAL | P | 68.34 | 1' - 3" | 5' - 4" | 6.6 |
| RESIDENTIAL | M | 68.35 | 2' - 5" | 13' - 7" | 32.3 |
| RESIDENTIAL | M | 68.36 | 3' - 6" | 11' - 7" | 40.3 |
| RESIDENTIAL | M | 68.37 | 3' - 4" | 12' - 11" | 43.1 |
| RESIDENTIAL | P | 68.38 | 1' - 0" | 5' - 3" | 5.2 |
| RESIDENTIAL | ST | 68.39 | 0' - 8" | 1' - 6" | 1.0 |
| RESIDENTIAL | ST | 68.40 | 0' - 8" | 7' - 2" | 4.8 |
| RESIDENTIAL | ST | 68.41 | 0' - 8" | 1' - 6" | 1.0 |
| RESIDENTIAL | P | 68.42 | 1' - 10" | 3' - 3" | 6.1 |
| RESIDENTIAL | P | 68.43 | 1' - 0" | 3' - 7" | 3.6 |
| RESIDENTIAL | P | 68.44 | 1' - 0" | 5' - 4" | 5.3 |
| RESIDENTIAL | P | 68.45 | 1' - 0" | 5' - 4" | 5.3 |
| RESIDENTIAL | P | 68.46 | 1' - 0" | 3' - 7" | 3.6 |
| RESIDENTIAL | P | 68.47 | 1' - 3" | 3' - 11" | 4.7 |
| RESIDENTIAL | P | 68.48 | 0' - 5" | 4' - 6" | 2.0 |
| RESIDENTIAL | M | 68.49 | 2' - 11" | 3' - 7" | 10.5 |
| RESIDENTIAL | P | 68.50 | 1' - 8" | 1' - 9" | 2.9 |
| SUBTOTAL | | | | | 178.3 |

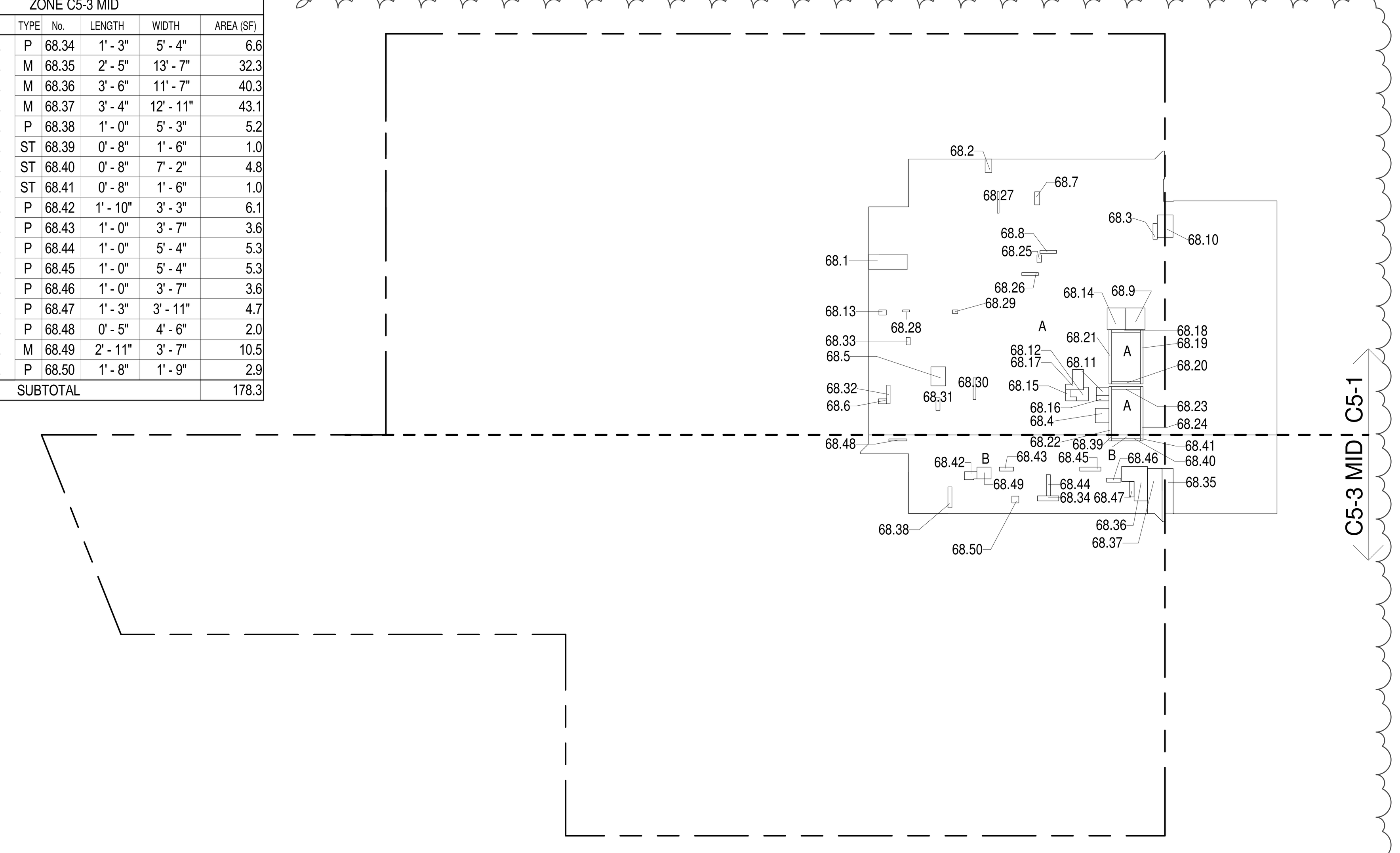


**68TH FLOOR (MFD:100TH FLOOR) GROSS FLOOR AREA PLAN AND DEDUCTIONS** (3)
3/64" = 1'-0"

KEY PLAN:

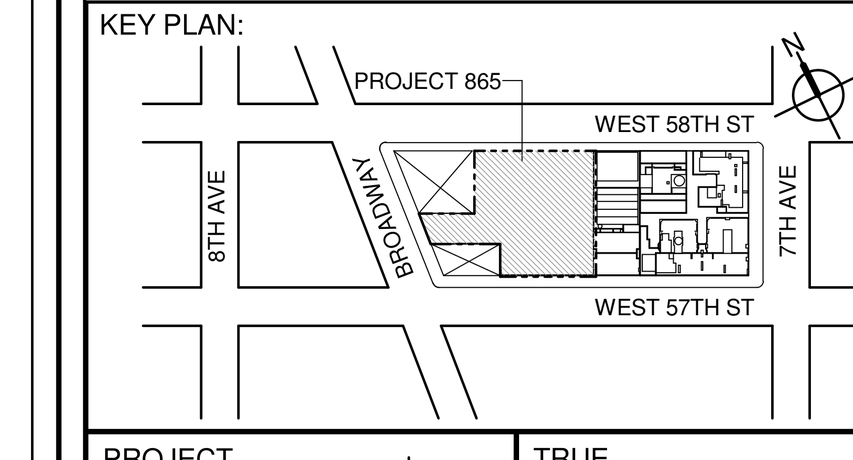


PROJECT NORTH
TRUE NORTH

DEVELOPER:
***EXTELL DEVELOPMENT COMPANY***
805 THIRD AVENUE, 7TH FLOOR
New York, NY 10022 USA
TEL: 212 712 6000 FAX: 212 712 6100

DESIGN ARCHITECT: Base Building Shell & Core
***ADRIAN SMITH + GORDON GILL ARCHITECTURE***
111 WEST MONROE STREET SUITE 2300
CHICAGO IL 60603
TEL: 312 920 1888 FAX: 312 920 1775

ARCHITECT OF RECORD: Base Building Shell & Core
***AAI ARCHITECTS, P.C.***
401 Wellington St. W., 3rd Floor
Toronto, ON M5V 1E7 Canada
TEL: 416 967 1500 FAX: 416 967 7150

STRUCTURAL ENGINEERS:
***WSP CANTOR SEINUK***
228 EAST 45th Street
New York, NY 10017 USA
TEL: 212 687 9888 FAX: 646 487 5501

MEP ENGINEERS:
***AKF GROUP***
1501 Broadway
New York, NY 10036 USA
TEL: 212 354 5656 FAX: 212 354 5668

GEOTECHNICAL ENGINEERS:
***Langan Engineering & Environmental Services***
21 Penn Plaza - 360 West 31st Street, 8th Floor
New York, NY 10001-2727
TEL: 212 479 5400 FAX: 212 479 5444

CODE CONSULTANTS:
***Construction Consulting Associates***
100 Church Street
New York, NY 10007
TEL: 212 385 1818 FAX: 212 385 1911

CURTAINWALL CONSULTANT:
***AJLP Consulting***
40 Worth Street. Suite 826
New York, NY 10013
TEL: 212 757 5659 FAX: 646 219 8508

LANDMARK/PRESERVATION CONSULTANT:
***Higgins Quasebarth & Partners LLC***
11 Hanover Square, 16th Floor
New York, NY 1005
TEL: 212 274 9468 FAX: 646 274 9380

LANDMARK/PRESERVATION CONSULTANT:
***Jan Hird Pokorny Associates, Inc.***
39 West 37th Street, 12A
New York, NY 10018
TEL: 212 759 6462 FAX: 212 759 6540

| No. | DESCRIPTION: | DATE: |
|---|---|---|
| 1 | D.O.B. SUBMISSION | 05 DEC 14 |
| 2 | D.O.B. SUBMISSION | 18 FEB 15 |
| | D.O.B. SUBMISSION | 27 APR 14 |
| | D.O.B. AMENDMENT 2 | 21 SEP 15 |
| | D.O.B. AMENDMENT 3 | 03 OCT 16 |

0 10' - 8" 21' - 4" 42' - 8"

**D.O.B. SUBMISSION**

Discrepancies must be reported immediately to the Architect before proceeding. Only figured dimensions are to be used. Contractors must check all dimensions on site. This drawing is protected by copyright.

ALL DIMENSIONS ARE SHOWN IN IMPERIAL.

CONSULTANT:
AAI ARCHITECTS, P.C.

PROJECT:
**217 WEST 57TH STREET**
NEW YORK, NY

DRAWING TITLE:
ZONING FLOOR AREA PLAN AND DEDUCTIONS
67TH, 67TH INTER, 68TH, 69TH, 70TH FLOOR

SEAL & SIGNATURE: REGISTERED ARCHITECT WIEPKE DAVID JANSEN No. 028881 STATE OF NEW YORK

| DATE: | 05 DEC 14 |
|---|---|
| PROJECT No: | 1216-00 |
| DRAWN: Author | REV: 2 |
| CHK: Checker | |
| SCALE: 3/64" = 1'-0" | |
| DWG No: | **Z-031.02** |
| DOB PAGE No: | 28 of 454 |

DOB EMPLOYEE STAMP:
DOB B-SCAN:

FILE NAME:
PLOT DATE: 10/14/2016 2:01:36 PM

| 71ST FLOOR AREA CALCULATIONS | | | | |
|---|---|---|---|---|
| ZONE C5-1 | | | | |
| USE | No. | *GFA | *DEDUCTIONS | *ZFA (SF) |
| RESIDENTIAL | | 6,329 | 360 | 5,968 |
| TOTAL | | 6,329 | 360 | 5,968 |

| 71ST FLOOR AREA CALCULATIONS | | | | |
|---|---|---|---|---|
| ZONE C5-3 MID | | | | |
| USE | No. | *GFA | *DEDUCTIONS | *ZFA (SF) |
| RESIDENTIAL | | 1,507 | 133 | 1,374 |
| TOTAL | | 1,507 | 133 | 1,374 |

| 71ST FLOOR AREA CALCULATIONS | | | |
|---|---|---|---|
| ZONE C5-1 AND C5-3 MID | | | |
| USE | *GFA | *DEDUCTIONS | *ZFA (SF) |
| RESIDENTIAL | 7,835 | 493 | 7,342 |
| TOTAL | 7,835 | 493 | 7,342 |

| 71ST FLOOR DEDUCTIONS | | | | | |
|---|---|---|---|---|---|
| ZONE C5-1 | | | | | |
| USE | TYPE | No. | LENGTH | WIDTH | AREA (SF) |
| RESIDENTIAL | P | 71.1 | 4' - 8" | 5' - 5" | 25.3 |
| RESIDENTIAL | M | 71.2 | 1' - 6" | 3' - 2" | 4.8 |
| RESIDENTIAL | M | 71.3 | 4' - 11" | 7' - 7" | 37.4 |
| RESIDENTIAL | M | 71.4 | 4' - 9" | 4' - 11" | 23.2 |
| RESIDENTIAL | ST | 71.5 | 0' - 8" | 7' - 2" | 4.6 |
| RESIDENTIAL | ST | 71.6 | 0' - 8" | 34' - 3" | 22.8 |
| RESIDENTIAL | M | 71.7 | 4' - 5" | 7' - 9" | 34.6 |
| RESIDENTIAL | M | 71.8 | 2' - 7" | 3' - 3" | 8.5 |
| RESIDENTIAL | M | 71.9 | 3' - 5" | 3' - 8" | 12.5 |
| RESIDENTIAL | M | 71.10 | 1' - 3" | 2' - 10" | 3.6 |
| RESIDENTIAL | M | 71.11 | 4' - 10" | 5' - 5" | 26.3 |
| RESIDENTIAL | M | 71.12 | 2' - 1" | 3' - 11" | 8.1 |
| RESIDENTIAL | P | 71.13 | 1' - 2" | 6' - 2" | 7.2 |
| RESIDENTIAL | P | 71.14 | 1' - 0" | 9' - 11" | 9.9 |
| RESIDENTIAL | P | 71.15 | 1' - 0" | 5' - 9" | 5.8 |
| RESIDENTIAL | ST | 71.16 | 0' - 8" | 31' - 2" | 20.8 |
| RESIDENTIAL | P | 71.17 | 0' - 10" | 4' - 0" | 3.3 |
| RESIDENTIAL | P | 71.18 | 1' - 0" | 6' - 4" | 6.3 |
| RESIDENTIAL | P | 71.19 | 0' - 11" | 6' - 7" | 6.2 |
| RESIDENTIAL | P | 71.20 | 1' - 6" | 2' - 11" | 4.3 |
| RESIDENTIAL | P | 71.21 | 1' - 2" | 3' - 4" | 3.8 |
| RESIDENTIAL | M | 71.22 | 2' - 4" | 3' - 6" | 8.0 |
| RESIDENTIAL | M | 71.23 | 2' - 10" | 3' - 1" | 8.7 |
| RESIDENTIAL | M | 71.24 | 2' - 6" | 2' - 9" | 6.7 |
| RESIDENTIAL | M | 71.25 | 2' - 8" | 3' - 2" | 8.5 |
| RESIDENTIAL | M | 71.26 | 1' - 6" | 3' - 2" | 4.9 |
| RESIDENTIAL | M | 71.27 | 1' - 3" | 3' - 5" | 4.4 |
| RESIDENTIAL | M | 71.28 | 3' - 0" | 4' - 7" | 13.6 |
| RESIDENTIAL | P | 71.29 | 1' - 1" | 3' - 0" | 3.3 |
| RESIDENTIAL | E | 71.30 | 1' - 11" | 3' - 5" | 6.4 |
| RESIDENTIAL | E | 71.31 | 1' - 2" | 4' - 6" | 5.2 |
| RESIDENTIAL | E | 71.32 | 2' - 9" | 3' - 6" | 9.7 |
| RESIDENTIAL | E | 71.33 | 0' - 11" | 1' - 6" | 1.3 |
| | SUBTOTAL | | | | 360.2 |

| 71ST FLOOR DEDUCTIONS | | | | | |
|---|---|---|---|---|---|
| ZONE C5-3 MID | | | | | |
| USE | TYPE | No. | LENGTH | WIDTH | AREA (SF) |
| RESIDENTIAL | ST | 71.34 | 0' - 8" | 8' - 8" | 5.8 |
| RESIDENTIAL | M | 71.35 | 2' - 8" | 7' - 1" | 18.8 |
| RESIDENTIAL | ST | 71.36 | 0' - 8" | 1' - 6" | 1.0 |
| RESIDENTIAL | M | 71.37 | 2' - 10" | 4' - 2" | 11.7 |
| RESIDENTIAL | M | 71.38 | 2' - 3" | 3' - 11" | 8.6 |
| RESIDENTIAL | M | 71.39 | 3' - 10" | 5' - 1" | 19.3 |
| RESIDENTIAL | P | 71.40 | 1' - 6" | 4' - 11" | 7.4 |
| RESIDENTIAL | P | 71.41 | 1' - 2" | 2' - 11" | 3.4 |
| RESIDENTIAL | P | 71.42 | 1' - 0" | 9' - 0" | 9.0 |
| RESIDENTIAL | P | 71.43 | 0' - 11" | 3' - 8" | 3.2 |
| RESIDENTIAL | M | 71.44 | 1' - 4" | 1' - 6" | 2.0 |
| RESIDENTIAL | M | 71.45 | 4' - 1" | 4' - 8" | 19.1 |
| RESIDENTIAL | M | 71.46 | 2' - 6" | 3' - 2" | 8.0 |
| RESIDENTIAL | M | 71.47 | 1' - 8" | 3' - 0" | 5.0 |
| RESIDENTIAL | M | 71.48 | 2' - 4" | 3' - 9" | 8.6 |
| RESIDENTIAL | M | 71.49 | 1' - 0" | 1' - 8" | 1.6 |
| SUBTOTAL | | | | | 132.5 |

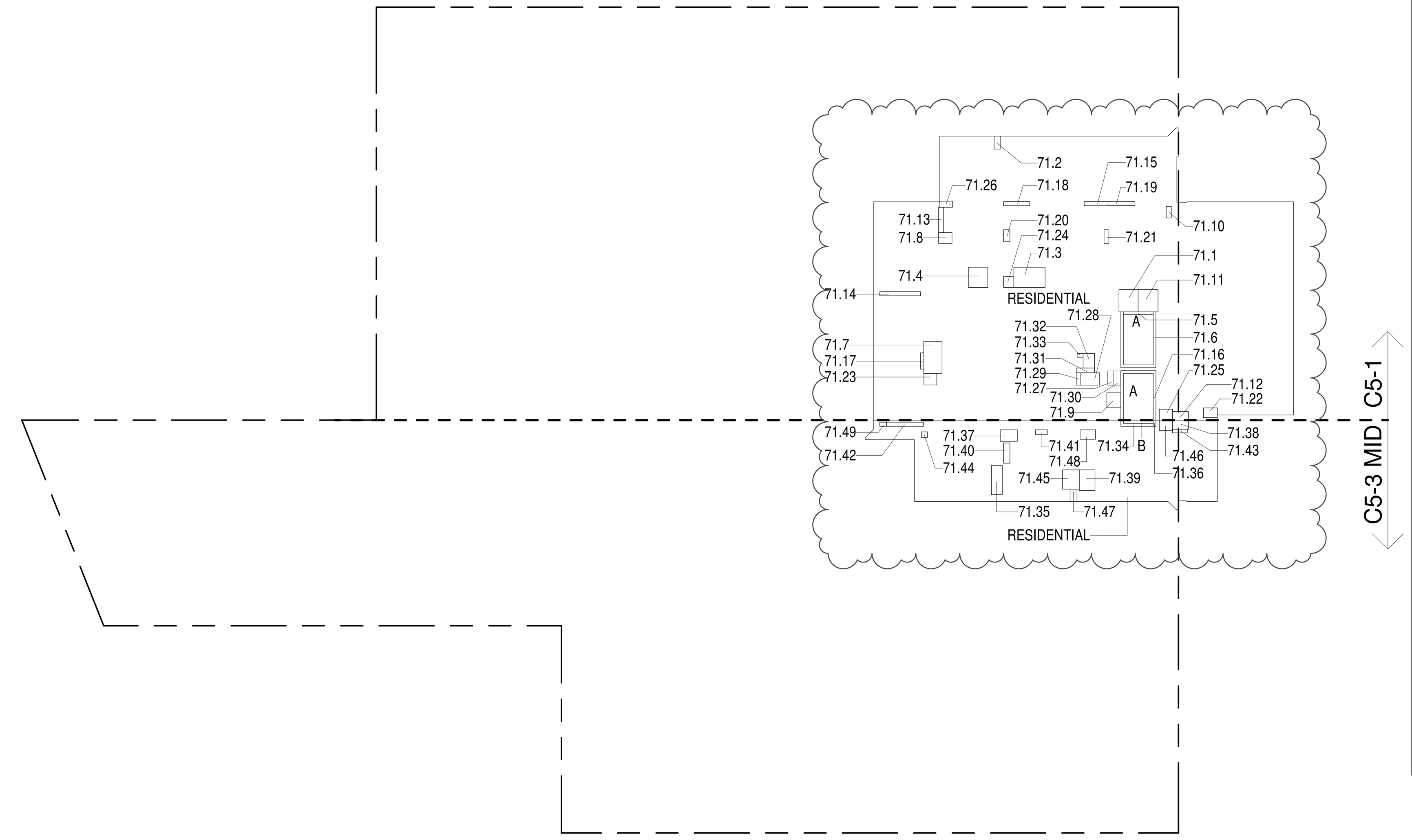


**71ST FLOOR (MFD:109TH FLOOR) GROSS FLOOR AREA PLAN AND DEDUCTIONS** 1
3/64" = 1'-0"

| 72ND FLOOR AREA CALCULATIONS | | | | |
|---|---|---|---|---|
| ZONE C5-1 | | | | |
| USE | No. | *GFA | *DEDUCTIONS | *ZFA (SF) |
| RESIDENTIAL | | 6,329 | 361 | 5,967 |
| TOTAL | | 6,329 | 361 | 5,967 |

| 72ND FLOOR AREA CALCULATIONS | | | | |
|---|---|---|---|---|
| ZONE C5-3 MID | | | | |
| USE | No. | *GFA | *DEDUCTIONS | *ZFA (SF) |
| RESIDENTIAL | | 1,507 | 132 | 1,374 |
| TOTAL | | 1,507 | 132 | 1,374 |

| 72ND FLOOR AREA CALCULATIONS | | | |
|---|---|---|---|
| ZONE C5-1 AND C5-3 MID | | | |
| USE | *GFA | *DEDUCTIONS | *ZFA (SF) |
| RESIDENTIAL | 7,835 | 493 | 7,342 |
| TOTAL | 7,835 | 493 | 7,342 |

| 72ND FLOOR DEDUCTIONS | | | | | |
|---|---|---|---|---|---|
| ZONE C5-1 | | | | | |
| USE | TYPE | No. | LENGTH | WIDTH | AREA (SF) |
| RESIDENTIAL | P | 72.1 | 4' - 8" | 5' - 5" | 25.3 |
| RESIDENTIAL | M | 72.2 | 1' - 6" | 3' - 2" | 4.8 |
| RESIDENTIAL | M | 72.3 | 4' - 11" | 7' - 7" | 37.4 |
| RESIDENTIAL | M | 72.4 | 4' - 9" | 4' - 11" | 23.2 |
| RESIDENTIAL | ST | 72.5 | 0' - 8" | 7' - 2" | 4.6 |
| RESIDENTIAL | ST | 72.6 | 0' - 8" | 34' - 3" | 22.8 |
| RESIDENTIAL | M | 72.7 | 4' - 5" | 8' - 2" | 36.5 |
| RESIDENTIAL | M | 72.8 | 2' - 7" | 3' - 3" | 8.5 |
| RESIDENTIAL | M | 72.9 | 3' - 5" | 3' - 8" | 12.5 |
| RESIDENTIAL | M | 72.10 | 1' - 3" | 2' - 10" | 3.6 |
| RESIDENTIAL | M | 72.11 | 4' - 10" | 5' - 5" | 26.3 |
| RESIDENTIAL | M | 72.12 | 2' - 1" | 3' - 11" | 8.1 |
| RESIDENTIAL | P | 72.13 | 1' - 2" | 6' - 2" | 7.2 |
| RESIDENTIAL | P | 72.14 | 1' - 0" | 9' - 11" | 9.9 |
| RESIDENTIAL | P | 72.15 | 1' - 0" | 5' - 9" | 5.8 |
| RESIDENTIAL | ST | 72.16 | 0' - 8" | 31' - 2" | 20.8 |
| RESIDENTIAL | P | 72.17 | 0' - 10" | 4' - 0" | 3.3 |
| RESIDENTIAL | P | 72.18 | 1' - 0" | 6' - 4" | 6.3 |
| RESIDENTIAL | P | 72.19 | 0' - 11" | 6' - 7" | 6.2 |
| RESIDENTIAL | P | 72.20 | 1' - 6" | 2' - 11" | 4.3 |
| RESIDENTIAL | P | 72.21 | 1' - 2" | 3' - 4" | 3.8 |
| RESIDENTIAL | M | 72.22 | 2' - 4" | 3' - 6" | 8.0 |
| RESIDENTIAL | M | 72.23 | 2' - 4" | 3' - 1" | 7.4 |
| RESIDENTIAL | M | 72.24 | 2' - 6" | 2' - 6" | 6.1 |
| RESIDENTIAL | M | 72.25 | 3' - 0" | 3' - 2" | 9.5 |
| RESIDENTIAL | M | 72.26 | 1' - 6" | 3' - 2" | 4.9 |
| RESIDENTIAL | M | 72.27 | 1' - 3" | 3' - 5" | 4.4 |
| RESIDENTIAL | M | 72.28 | 3' - 0" | 4' - 7" | 13.6 |
| RESIDENTIAL | P | 72.29 | 1' - 1" | 3' - 0" | 3.3 |
| RESIDENTIAL | E | 72.30 | 1' - 11" | 3' - 5" | 6.4 |
| RESIDENTIAL | E | 72.31 | 1' - 2" | 4' - 6" | 5.2 |
| RESIDENTIAL | E | 72.32 | 2' - 9" | 3' - 6" | 9.7 |
| RESIDENTIAL | E | 72.33 | 0' - 11" | 1' - 6" | 1.3 |
| | SUBTOTAL | | | | 361.2 |

| 72ND FLOOR DEDUCTIONS | | | | | |
|---|---|---|---|---|---|
| ZONE C5-3 MID | | | | | |
| USE | TYPE | No. | LENGTH | WIDTH | AREA (SF) |
| RESIDENTIAL | ST | 72.34 | 0' - 8" | 8' - 8" | 5.8 |
| RESIDENTIAL | M | 72.35 | 2' - 8" | 7' - 1" | 18.8 |
| RESIDENTIAL | ST | 72.36 | 0' - 8" | 1' - 6" | 1.0 |
| RESIDENTIAL | M | 72.37 | 2' - 10" | 4' - 2" | 11.7 |
| RESIDENTIAL | M | 72.38 | 2' - 3" | 3' - 11" | 8.6 |
| RESIDENTIAL | M | 72.39 | 3' - 10" | 5' - 0" | 19.0 |
| RESIDENTIAL | P | 72.40 | 1' - 6" | 4' - 11" | 7.4 |
| RESIDENTIAL | P | 72.41 | 1' - 2" | 2' - 11" | 3.4 |
| RESIDENTIAL | P | 72.42 | 1' - 0" | 9' - 0" | 9.0 |
| RESIDENTIAL | P | 72.43 | 0' - 11" | 3' - 8" | 3.2 |
| RESIDENTIAL | M | 72.44 | 1' - 4" | 1' - 6" | 2.0 |
| RESIDENTIAL | M | 72.45 | 4' - 1" | 4' - 8" | 19.1 |
| RESIDENTIAL | M | 72.46 | 2' - 6" | 3' - 2" | 8.0 |
| RESIDENTIAL | M | 72.47 | 1' - 8" | 3' - 0" | 5.0 |
| RESIDENTIAL | M | 72.48 | 2' - 4" | 3' - 9" | 8.6 |
| RESIDENTIAL | M | 72.49 | 1' - 0" | 1' - 8" | 1.6 |
| SUBTOTAL | | | | | 132.2 |

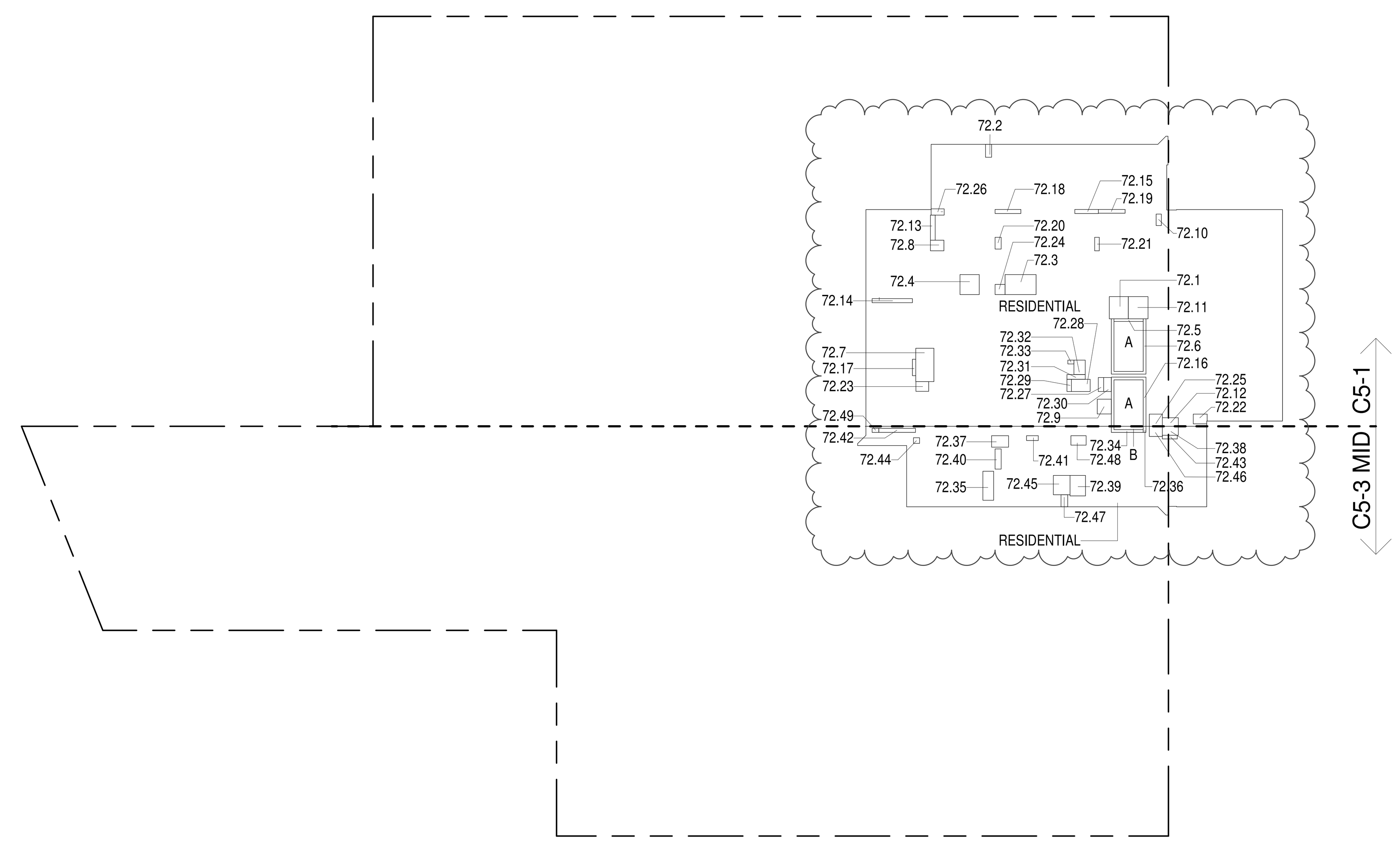


**72ND FLOOR (MFD:110TH FLOOR) GROSS FLOOR AREA PLAN AND DEDUCTIONS** 2
3/64" = 1'-0"

| 73RD FLOOR AREA CALCULATIONS | | | | |
|---|---|---|---|---|
| ZONE C5-1 | | | | |
| USE | No. | *GFA | *DEDUCTIONS | *ZFA (SF) |
| RESIDENTIAL | | 6,329 | 361 | 5,967 |
| TOTAL | | 6,329 | 361 | 5,967 |

| 73RD FLOOR AREA CALCULATIONS | | | | |
|---|---|---|---|---|
| ZONE C5-3 MID | | | | |
| USE | No. | *GFA | *DEDUCTIONS | *ZFA (SF) |
| RESIDENTIAL | | 1,507 | 132 | 1,374 |
| TOTAL | | 1,507 | 132 | 1,374 |

| 73RD FLOOR AREA CALCULATIONS | | | |
|---|---|---|---|
| ZONE C5-1 AND C5-3 MID | | | |
| USE | *GFA | *DEDUCTIONS | *ZFA (SF) |
| RESIDENTIAL | 7,835 | 493 | 7,342 |
| TOTAL | 7,835 | 493 | 7,342 |

| 73RD FLOOR DEDUCTIONS | | | | | |
|---|---|---|---|---|---|
| ZONE C5-1 | | | | | |
| USE | TYPE | No. | LENGTH | WIDTH | AREA (SF) |
| RESIDENTIAL | P | 73.1 | 4' - 8" | 5' - 5" | 25.3 |
| RESIDENTIAL | M | 73.2 | 1' - 6" | 3' - 2" | 4.8 |
| RESIDENTIAL | M | 73.3 | 4' - 11" | 7' - 7" | 37.4 |
| RESIDENTIAL | M | 73.4 | 4' - 9" | 4' - 11" | 23.2 |
| RESIDENTIAL | ST | 73.5 | 0' - 8" | 7' - 2" | 4.6 |
| RESIDENTIAL | ST | 73.6 | 0' - 8" | 34' - 3" | 22.8 |
| RESIDENTIAL | M | 73.7 | 4' - 5" | 8' - 2" | 36.5 |
| RESIDENTIAL | M | 73.8 | 2' - 7" | 3' - 3" | 8.5 |
| RESIDENTIAL | M | 73.9 | 3' - 5" | 3' - 8" | 12.5 |
| RESIDENTIAL | M | 73.10 | 1' - 3" | 2' - 10" | 3.6 |
| RESIDENTIAL | M | 73.11 | 4' - 10" | 5' - 5" | 26.3 |
| RESIDENTIAL | M | 73.12 | 2' - 1" | 3' - 11" | 8.1 |
| RESIDENTIAL | P | 73.13 | 1' - 2" | 6' - 2" | 7.2 |
| RESIDENTIAL | P | 73.14 | 1' - 0" | 9' - 11" | 9.9 |
| RESIDENTIAL | P | 73.15 | 1' - 0" | 5' - 9" | 5.8 |
| RESIDENTIAL | ST | 73.16 | 0' - 8" | 31' - 2" | 20.8 |
| RESIDENTIAL | P | 73.17 | 0' - 10" | 4' - 0" | 3.3 |
| RESIDENTIAL | P | 73.18 | 1' - 0" | 6' - 4" | 6.3 |
| RESIDENTIAL | P | 73.19 | 0' - 11" | 6' - 7" | 6.2 |
| RESIDENTIAL | P | 73.20 | 1' - 6" | 2' - 11" | 4.3 |
| RESIDENTIAL | P | 73.21 | 1' - 2" | 3' - 4" | 3.8 |
| RESIDENTIAL | M | 73.22 | 2' - 4" | 3' - 6" | 8.0 |
| RESIDENTIAL | M | 73.23 | 2' - 4" | 3' - 1" | 7.4 |
| RESIDENTIAL | M | 73.24 | 2' - 6" | 2' - 6" | 6.1 |
| RESIDENTIAL | M | 73.25 | 3' - 0" | 3' - 2" | 9.5 |
| RESIDENTIAL | M | 73.26 | 1' - 6" | 3' - 2" | 4.9 |
| RESIDENTIAL | M | 73.27 | 1' - 3" | 3' - 5" | 4.4 |
| RESIDENTIAL | M | 73.28 | 3' - 0" | 4' - 7" | 13.6 |
| RESIDENTIAL | P | 73.29 | 1' - 1" | 3' - 0" | 3.3 |
| RESIDENTIAL | E | 73.30 | 1' - 11" | 3' - 5" | 6.4 |
| RESIDENTIAL | E | 73.31 | 1' - 2" | 4' - 6" | 5.2 |
| RESIDENTIAL | E | 73.32 | 2' - 9" | 3' - 6" | 9.7 |
| RESIDENTIAL | E | 73.33 | 0' - 11" | 1' - 6" | 1.3 |
| | SUBTOTAL | | | | 361.2 |

| 73RD FLOOR DEDUCTIONS | | | | | |
|---|---|---|---|---|---|
| ZONE C5-3 MID | | | | | |
| USE | TYPE | No. | LENGTH | WIDTH | AREA (SF) |
| RESIDENTIAL | ST | 73.34 | 0' - 8" | 8' - 8" | 5.8 |
| RESIDENTIAL | M | 73.35 | 2' - 8" | 7' - 1" | 18.8 |
| RESIDENTIAL | ST | 73.36 | 0' - 8" | 1' - 6" | 1.0 |
| RESIDENTIAL | M | 73.37 | 2' - 10" | 4' - 2" | 11.7 |
| RESIDENTIAL | M | 73.38 | 2' - 3" | 3' - 11" | 8.6 |
| RESIDENTIAL | M | 73.39 | 3' - 10" | 5' - 0" | 19.0 |
| RESIDENTIAL | P | 73.40 | 1' - 6" | 4' - 11" | 7.4 |
| RESIDENTIAL | P | 73.41 | 1' - 2" | 2' - 11" | 3.4 |
| RESIDENTIAL | P | 73.42 | 1' - 0" | 9' - 0" | 9.0 |
| RESIDENTIAL | P | 73.43 | 0' - 11" | 3' - 8" | 3.2 |
| RESIDENTIAL | M | 73.44 | 1' - 4" | 1' - 6" | 2.0 |
| RESIDENTIAL | M | 73.45 | 4' - 1" | 4' - 8" | 19.1 |
| RESIDENTIAL | M | 73.46 | 2' - 6" | 3' - 2" | 8.0 |
| RESIDENTIAL | M | 73.47 | 1' - 8" | 3' - 0" | 5.0 |
| RESIDENTIAL | M | 73.48 | 2' - 4" | 3' - 9" | 8.6 |
| RESIDENTIAL | M | 73.49 | 1' - 0" | 1' - 8" | 1.6 |
| SUBTOTAL | | | | | 132.2 |

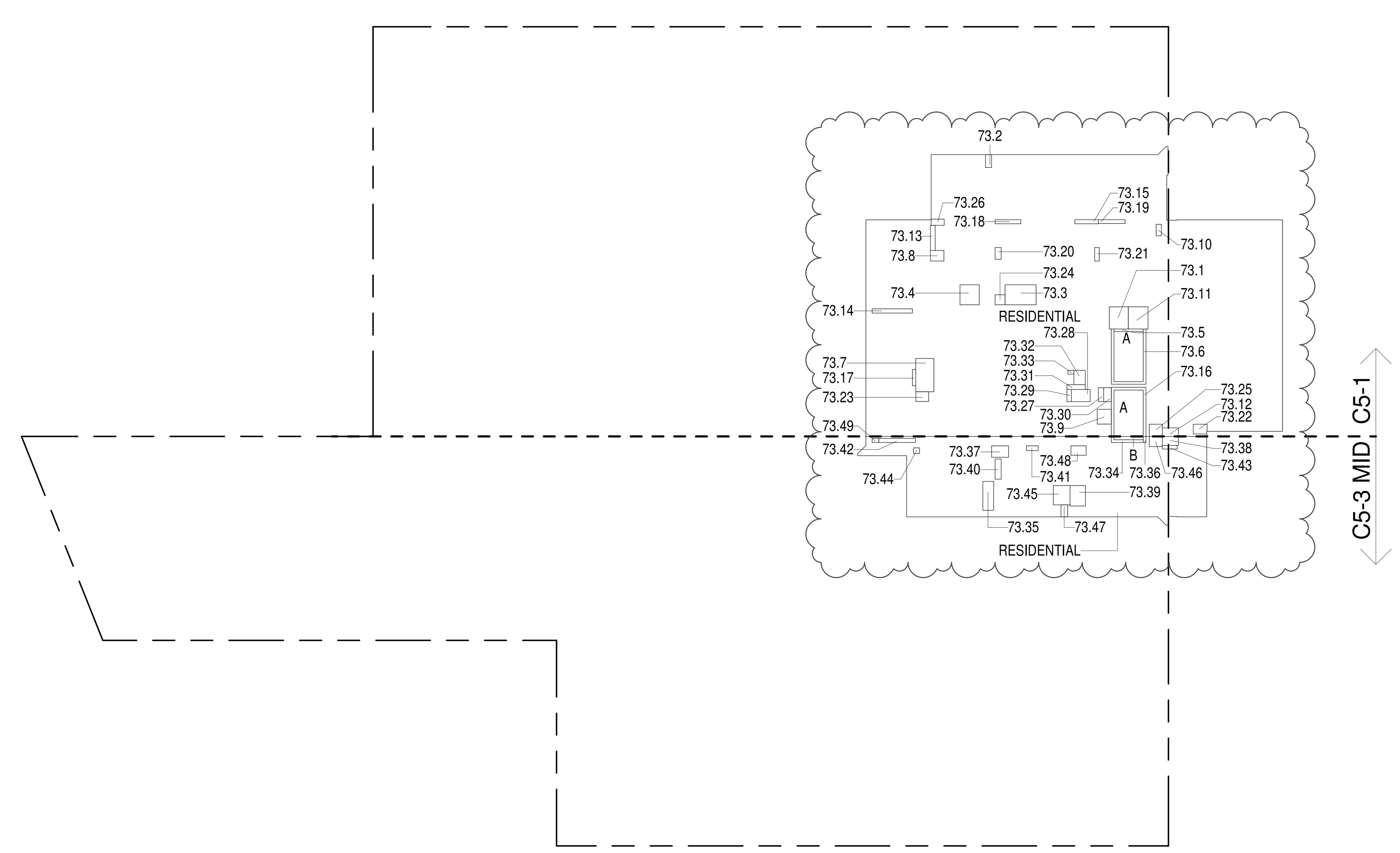


**73RD FLOOR (MFD:111TH FLOOR) GROSS FLOOR AREA PLAN AND DEDUCTIONS** 3
3/64" = 1'-0"

ZONING AND DEDUCT LEGEND

DEDUCTIONS
- M - MECHANICAL ROOM / RISER
- E - ELECTRICAL SHAFT / RISER
- P - PLUMBING RISER
- BG - BELOW GRADE
- O - OPENING TO BELOW
- L - LOADING BAYS
- ST - 44" RESI STAIR SHAFT (INCLUDING 8" PERIMETER)
- G - GAP FROM ADJACENT BUILDING

DEVELOPMENT LOT LINE

* WHERE APPLICABLE, DOCUMENTED AND CALCULATED AREAS HAVE BEEN ROUNDED TO ITS NEXT SIGNIFICANT DIGIT.

** LENGTH AND WIDTH DIMENSIONS FOR COMPLEX SHAPES HAVE BEEN SIMPLIFIED TO ILLUSTRATE ONLY LARGEST OVERALL DIMENSION RESPECTIVELY. AREA DOCUMENTED IS THE EXACT AREA OF THE COMPLEX SHAPE

*** ELECTRICAL DEDUCTIONS ARE ONLY FOR ELECTRICAL RISERS. AND CLOSETS. NO DEDUCTIONS TAKEN FOR TELEPHONE CLOSETS

DEPT OF BLDGS 121328205 Job Number
ES177064915 Scan Code

KEY PLAN:

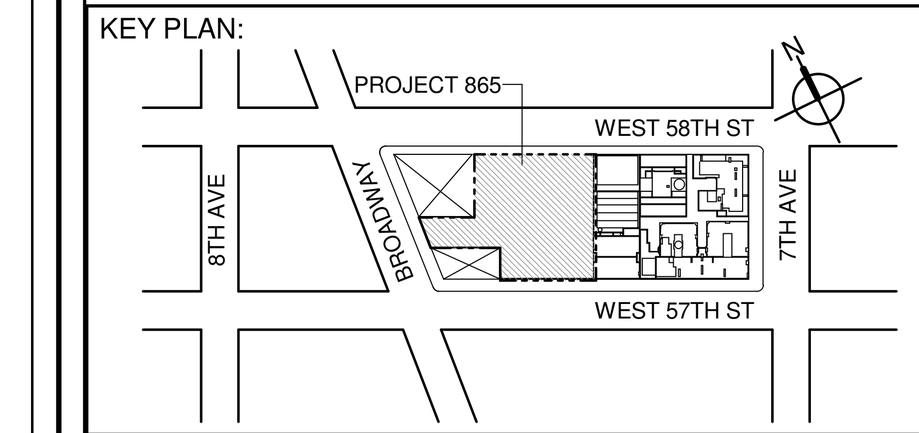


PROJECT NORTH
TRUE NORTH


DEVELOPER:
**EXTELL DEVELOPMENT COMPANY**
805 THIRD AVENUE, 7TH FLOOR
New York, NY 10022 USA
TEL: 212 712 6000 FAX: 212 712 6100

DESIGN ARCHITECT: Base Building Shell & Core
**ADRIAN SMITH + GORDON GILL ARCHITECTURE**
111 WEST MONROE STREET SUITE 2300
CHICAGO IL 60603
TEL: 312 920 1888 FAX: 312 920 1775

ARCHITECT OF RECORD: Base Building Shell & Core
**AAI ARCHITECTS, P.C.**
401 Wellington St. W., 3rd Floor
Toronto, ON M5V 1E7 Canada
TEL: 416 967 1500 FAX: 416 967 7150

STRUCTURAL ENGINEERS:
**WSP CANTOR SEINUK**
228 EAST 45th Street
New York, NY 10017 USA
TEL: 212 687 9888 FAX: 646 487 5501

MEP ENGINEERS:
**AKF GROUP**
1501 Broadway
New York, NY 10036 USA
TEL: 212 354 5656 FAX: 212 354 5668

GEOTECHNICAL ENGINEERS:
**Langan Engineering & Environmental Services**
21 Penn Plaza - 360 West 31st Street, 8th Floor
New York, NY 10001-2727
TEL: 212 479 5400 FAX: 212 479 5444

CODE CONSULTANTS:
**Construction Consulting Associates**
100 Church Street
New York, NY 10007
TEL: 212 385 1818 FAX: 212 385 1911

CURTAINWALL CONSULTANT:
**AJLP Consulting**
40 Worth Street. Suite 826
New York, NY 10013
TEL: 212 757 5659 FAX: 646 219 8508

LANDMARK/PRESERVATION CONSULTANT:
**Higgins Quasebarth & Partners LLC**
11 Hanover Square, 16th Floor
New York, NY 1005
TEL: 212 274 9468 FAX: 646 274 9380

LANDMARK/PRESERVATION CONSULTANT:
**Jan Hird Pokorny Associates, Inc.**
39 West 37th Street, 12A
New York, NY 10018
TEL: 212 759 6462 FAX: 212 759 6540


| No. | DESCRIPTION: | DATE: |
|---|---|---|
| 1 | D.O.B. SUBMISSION | 05 DEC 14 |
| 2 | D.O.B. SUBMISSION | 18 FEB 15 |
| | D.O.B. SUBMISSION | 27 APR 14 |
| | D.O.B. AMENDMENT 2 | 21 SEP 15 |
| | D.O.B. AMENDMENT 3 | 03 OCT 16 |

0 10' - 8" 21' - 4" 42' - 8"

**D.O.B. SUBMISSION**


Discrepancies must be reported immediately to the Architect before proceeding. Only figured dimensions are to be used. Contractors must check all dimensions on site. This drawing is protected by copyright.

ALL DIMENSIONS ARE SHOWN IN IMPERIAL.


CONSULTANT:
AAI ARCHITECTS, P.C.

PROJECT:
**217 WEST 57TH STREET**
NEW YORK, NY

DRAWING TITLE:
ZONING FLOOR AREA PLAN AND DEDUCTIONS
71ST, 72ND, 73RD FLOOR

SEAL & SIGNATURE: REGISTERED ARCHITECT WIEPKE DAVID JANSEN No. 028881 STATE OF NEW YORK

| DATE: | 05 DEC 14 |
|---|---|
| PROJECT No: | 1216-00 |
| DRAWN: Author | REV: 2 |
| CHK: Checker | |
| SCALE: 3/64" = 1'-0" | |
| DWG No: Z-032.02 | |
| DOB PAGE No: 29 of 454 | |

DOB EMPLOYEE STAMP:
DOB B-SCAN:

36" x 48" Arch E -SHEET SIZE
FILE NAME:
PLOT DATE: 10/14/2016 2:03:10 PM

| 74TH FLOOR AREA CALCULATIONS ZONE C5-1 | | | | |
|---|---|---|---|---|
| USE | No. | *GFA | *DEDUCTIONS | *ZFA (SF) |
| RESIDENTIAL | | 6,329 | 361 | 5,967 |
| TOTAL | | 6,329 | 361 | 5,967 |

| 74TH FLOOR AREA CALCULATIONS ZONE C5-3 MID | | | | |
|---|---|---|---|---|
| USE | No. | *GFA | *DEDUCTIONS | *ZFA (SF) |
| RESIDENTIAL | | 1,507 | 132 | 1,374 |
| TOTAL | | 1,507 | 132 | 1,374 |

| 74TH FLOOR AREA CALCULATIONS ZONE C5-1 AND C5-3 MID | | | |
|---|---|---|---|
| USE | *GFA | *DEDUCTIONS | *ZFA (SF) |
| RESIDENTIAL | 7,835 | 493 | 7,342 |
| TOTAL | 7,835 | 493 | 7,342 |

| 74TH FLOOR DEDUCTIONS ZONE C5-1 | | | | | |
|---|---|---|---|---|---|
| USE | TYPE | No. | LENGTH | WIDTH | AREA (SF) |
| RESIDENTIAL | P | 74.1 | 4' - 8" | 5' - 5" | 25.3 |
| RESIDENTIAL | M | 74.2 | 1' - 6" | 3' - 2" | 4.8 |
| RESIDENTIAL | M | 74.3 | 4' - 11" | 7' - 7" | 37.4 |
| RESIDENTIAL | M | 74.4 | 4' - 9" | 4' - 11" | 23.2 |
| RESIDENTIAL | ST | 74.5 | 0' - 8" | 7' - 2" | 4.6 |
| RESIDENTIAL | ST | 74.6 | 0' - 8" | 34' - 3" | 22.8 |
| RESIDENTIAL | M | 74.7 | 4' - 5" | 8' - 2" | 36.5 |
| RESIDENTIAL | M | 74.8 | 2' - 7" | 3' - 3" | 8.5 |
| RESIDENTIAL | M | 74.9 | 3' - 5" | 3' - 8" | 12.5 |
| RESIDENTIAL | M | 74.10 | 1' - 3" | 2' - 10" | 3.6 |
| RESIDENTIAL | M | 74.11 | 4' - 10" | 5' - 5" | 26.3 |
| RESIDENTIAL | M | 74.12 | 2' - 1" | 3' - 11" | 8.1 |
| RESIDENTIAL | P | 74.13 | 1' - 2" | 6' - 2" | 7.2 |
| RESIDENTIAL | P | 74.14 | 1' - 0" | 9' - 11" | 9.9 |
| RESIDENTIAL | P | 74.15 | 1' - 0" | 5' - 9" | 5.8 |
| RESIDENTIAL | ST | 74.16 | 0' - 8" | 31' - 2" | 20.8 |
| RESIDENTIAL | P | 74.17 | 0' - 10" | 4' - 0" | 3.3 |
| RESIDENTIAL | P | 74.18 | 1' - 0" | 6' - 4" | 6.3 |
| RESIDENTIAL | P | 74.19 | 0' - 11" | 6' - 7" | 6.2 |
| RESIDENTIAL | P | 74.20 | 1' - 6" | 2' - 11" | 4.3 |
| RESIDENTIAL | P | 74.21 | 1' - 2" | 3' - 4" | 3.8 |
| RESIDENTIAL | M | 74.22 | 2' - 4" | 3' - 6" | 8.0 |
| RESIDENTIAL | M | 74.23 | 2' - 4" | 3' - 1" | 7.4 |
| RESIDENTIAL | M | 74.24 | 2' - 6" | 2' - 6" | 6.1 |
| RESIDENTIAL | M | 74.25 | 3' - 0" | 3' - 2" | 9.5 |
| RESIDENTIAL | M | 74.26 | 1' - 6" | 3' - 2" | 4.9 |
| RESIDENTIAL | M | 74.27 | 1' - 3" | 3' - 5" | 4.4 |
| RESIDENTIAL | M | 74.28 | 2' - 0" | 6' - 11" | 13.6 |
| RESIDENTIAL | P | 74.29 | 1' - 1" | 3' - 0" | 3.3 |
| RESIDENTIAL | E | 74.30 | 1' - 11" | 3' - 5" | 6.4 |
| RESIDENTIAL | E | 74.31 | 1' - 2" | 4' - 6" | 5.2 |
| RESIDENTIAL | E | 74.32 | 2' - 9" | 3' - 6" | 9.7 |
| RESIDENTIAL | E | 74.33 | 0' - 11" | 1' - 6" | 1.3 |
| | SUBTOTAL | | | | 361.2 |

| 74TH FLOOR DEDUCTIONS ZONE C5-3 MID | | | | | |
|---|---|---|---|---|---|
| USE | TYPE | No. | LENGTH | WIDTH | AREA (SF) |
| RESIDENTIAL | ST | 74.34 | 0' - 8" | 8' - 8" | 5.8 |
| RESIDENTIAL | M | 74.35 | 2' - 8" | 7' - 1" | 18.8 |
| RESIDENTIAL | ST | 74.36 | 0' - 8" | 1' - 6" | 1.0 |
| RESIDENTIAL | M | 74.37 | 2' - 10" | 4' - 2" | 11.7 |
| RESIDENTIAL | M | 74.38 | 2' - 3" | 3' - 11" | 8.6 |
| RESIDENTIAL | M | 74.39 | 3' - 10" | 5' - 0" | 19.0 |
| RESIDENTIAL | P | 74.40 | 1' - 6" | 4' - 11" | 7.4 |
| RESIDENTIAL | P | 74.41 | 1' - 2" | 2' - 11" | 3.4 |
| RESIDENTIAL | P | 74.42 | 1' - 0" | 9' - 0" | 9.0 |
| RESIDENTIAL | P | 74.43 | 0' - 11" | 3' - 8" | 3.2 |
| RESIDENTIAL | M | 74.44 | 1' - 4" | 1' - 6" | 2.0 |
| RESIDENTIAL | M | 74.45 | 4' - 1" | 4' - 8" | 19.1 |
| RESIDENTIAL | M | 74.46 | 2' - 6" | 3' - 2" | 8.0 |
| RESIDENTIAL | M | 74.47 | 1' - 8" | 3' - 0" | 5.0 |
| RESIDENTIAL | M | 74.48 | 2' - 4" | 3' - 9" | 8.6 |
| RESIDENTIAL | M | 74.49 | 1' - 0" | 1' - 8" | 1.6 |
| SUBTOTAL | | | | | 132.2 |

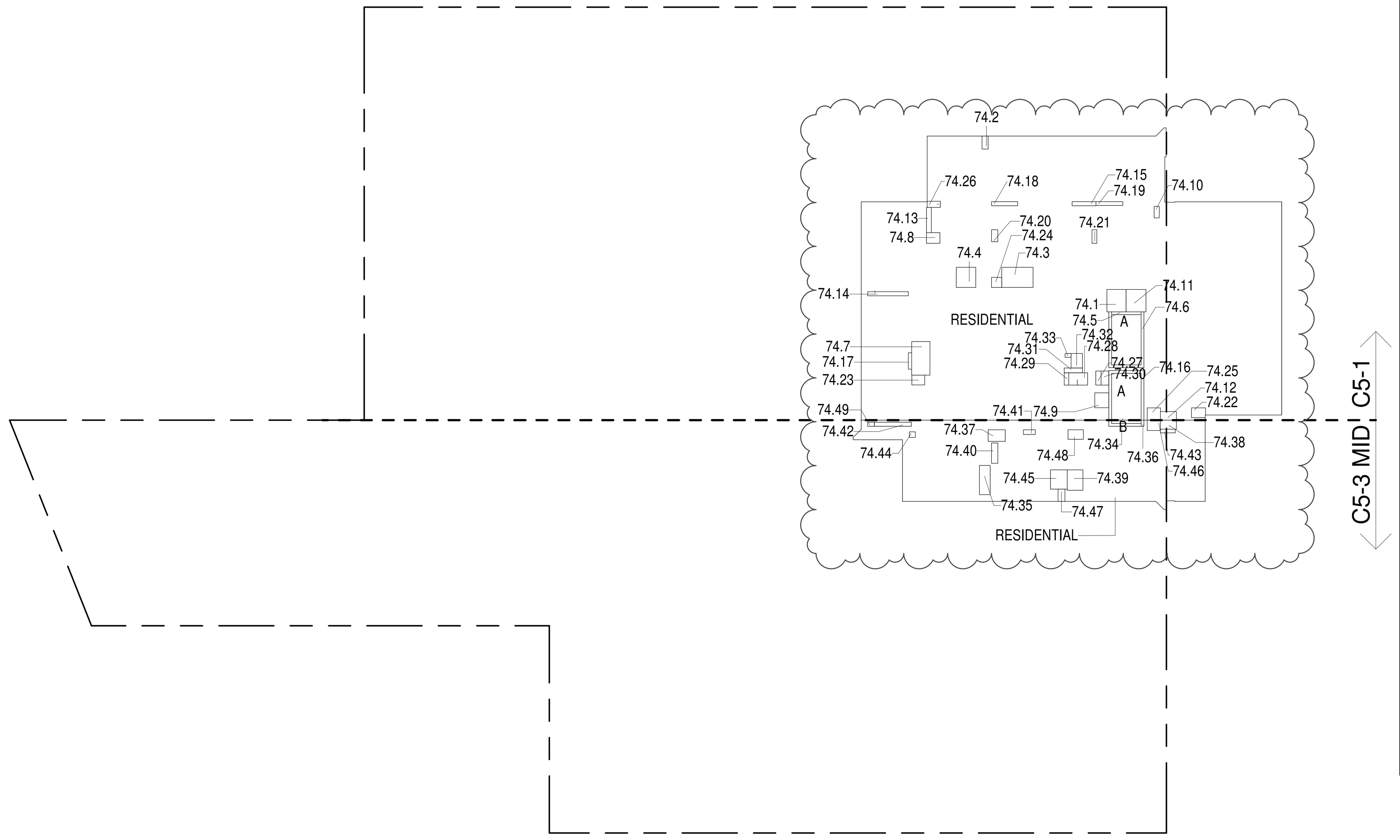


**74TH FLOOR (MFD:112TH FLOOR) GROSS FLOOR AREA PLAN AND DEDUCTIONS** (1)
3/64" = 1'-0"

| 75TH FLOOR AREA CALCULATIONS ZONE C5-1 | | | | |
|---|---|---|---|---|
| USE | No. | *GFA | *DEDUCTIONS | *ZFA (SF) |
| RESIDENTIAL | | 6,329 | 361 | 5,967 |
| TOTAL | | 6,329 | 361 | 5,967 |

| 75TH FLOOR AREA CALCULATIONS ZONE C5-3 MID | | | | |
|---|---|---|---|---|
| USE | No. | *GFA | *DEDUCTIONS | *ZFA (SF) |
| RESIDENTIAL | | 1,507 | 132 | 1,374 |
| TOTAL | | 1,507 | 132 | 1,374 |

| 75TH FLOOR AREA CALCULATIONS ZONE C5-1 AND C5-3 MID | | | |
|---|---|---|---|
| USE | *GFA | *DEDUCTIONS | *ZFA (SF) |
| RESIDENTIAL | 7,835 | 493 | 7,342 |
| TOTAL | 7,835 | 493 | 7,342 |

| 75TH FLOOR DEDUCTIONS ZONE C5-1 | | | | | |
|---|---|---|---|---|---|
| USE | TYPE | No. | LENGTH | WIDTH | AREA (SF) |
| RESIDENTIAL | P | 75.1 | 4' - 8" | 5' - 5" | 25.3 |
| RESIDENTIAL | M | 75.2 | 1' - 6" | 3' - 2" | 4.8 |
| RESIDENTIAL | M | 75.3 | 4' - 11" | 7' - 7" | 37.4 |
| RESIDENTIAL | M | 75.4 | 4' - 9" | 4' - 11" | 23.2 |
| RESIDENTIAL | ST | 75.5 | 0' - 8" | 7' - 2" | 4.6 |
| RESIDENTIAL | ST | 75.6 | 0' - 8" | 34' - 3" | 22.8 |
| RESIDENTIAL | M | 75.7 | 4' - 5" | 8' - 2" | 36.5 |
| RESIDENTIAL | M | 75.8 | 2' - 7" | 3' - 3" | 8.5 |
| RESIDENTIAL | M | 75.9 | 3' - 5" | 3' - 8" | 12.5 |
| RESIDENTIAL | M | 75.10 | 1' - 3" | 2' - 10" | 3.6 |
| RESIDENTIAL | M | 75.11 | 4' - 10" | 5' - 5" | 26.3 |
| RESIDENTIAL | M | 75.12 | 2' - 1" | 3' - 11" | 8.1 |
| RESIDENTIAL | P | 75.13 | 1' - 2" | 6' - 2" | 7.2 |
| RESIDENTIAL | P | 75.14 | 1' - 0" | 9' - 11" | 9.9 |
| RESIDENTIAL | P | 75.15 | 1' - 0" | 5' - 9" | 5.8 |
| RESIDENTIAL | ST | 75.16 | 0' - 8" | 31' - 2" | 20.8 |
| RESIDENTIAL | P | 75.17 | 0' - 10" | 4' - 0" | 3.3 |
| RESIDENTIAL | P | 75.18 | 1' - 0" | 6' - 4" | 6.3 |
| RESIDENTIAL | P | 75.19 | 0' - 11" | 6' - 7" | 6.2 |
| RESIDENTIAL | P | 75.20 | 1' - 6" | 2' - 11" | 4.3 |
| RESIDENTIAL | P | 75.21 | 1' - 2" | 3' - 4" | 3.8 |
| RESIDENTIAL | M | 75.22 | 2' - 4" | 3' - 6" | 8.0 |
| RESIDENTIAL | M | 75.23 | 2' - 4" | 3' - 1" | 7.4 |
| RESIDENTIAL | M | 75.24 | 2' - 6" | 2' - 6" | 6.1 |
| RESIDENTIAL | M | 75.25 | 3' - 0" | 3' - 2" | 9.5 |
| RESIDENTIAL | M | 75.26 | 1' - 6" | 3' - 2" | 4.9 |
| RESIDENTIAL | M | 75.27 | 1' - 3" | 3' - 5" | 4.4 |
| RESIDENTIAL | M | 75.28 | 2' - 0" | 6' - 11" | 13.6 |
| RESIDENTIAL | P | 75.29 | 1' - 1" | 3' - 0" | 3.3 |
| RESIDENTIAL | E | 75.30 | 1' - 11" | 3' - 5" | 6.4 |
| RESIDENTIAL | E | 75.31 | 1' - 2" | 4' - 6" | 5.2 |
| RESIDENTIAL | E | 75.32 | 2' - 9" | 3' - 6" | 9.7 |
| RESIDENTIAL | E | 75.33 | 0' - 11" | 1' - 6" | 1.3 |
| | SUBTOTAL | | | | 361.2 |

| 75TH FLOOR DEDUCTIONS ZONE C5-3 MID | | | | | |
|---|---|---|---|---|---|
| USE | TYPE | No. | LENGTH | WIDTH | AREA (SF) |
| RESIDENTIAL | ST | 75.34 | 0' - 8" | 8' - 8" | 5.8 |
| RESIDENTIAL | M | 75.35 | 2' - 8" | 7' - 1" | 18.8 |
| RESIDENTIAL | ST | 75.36 | 0' - 8" | 1' - 6" | 1.0 |
| RESIDENTIAL | M | 75.37 | 2' - 10" | 4' - 2" | 11.7 |
| RESIDENTIAL | M | 75.38 | 2' - 3" | 3' - 11" | 8.6 |
| RESIDENTIAL | M | 75.39 | 3' - 10" | 5' - 0" | 19.0 |
| RESIDENTIAL | P | 75.40 | 1' - 6" | 4' - 11" | 7.4 |
| RESIDENTIAL | P | 75.41 | 1' - 2" | 2' - 11" | 3.4 |
| RESIDENTIAL | P | 75.42 | 1' - 0" | 9' - 0" | 9.0 |
| RESIDENTIAL | P | 75.43 | 0' - 11" | 3' - 8" | 3.2 |
| RESIDENTIAL | M | 75.44 | 1' - 4" | 1' - 6" | 2.0 |
| RESIDENTIAL | M | 75.45 | 4' - 1" | 4' - 8" | 19.1 |
| RESIDENTIAL | M | 75.46 | 2' - 6" | 3' - 2" | 8.0 |
| RESIDENTIAL | M | 75.47 | 1' - 8" | 3' - 0" | 5.0 |
| RESIDENTIAL | M | 75.48 | 2' - 4" | 3' - 9" | 8.6 |
| RESIDENTIAL | M | 75.49 | 1' - 0" | 1' - 8" | 1.6 |
| SUBTOTAL | | | | | 132.2 |

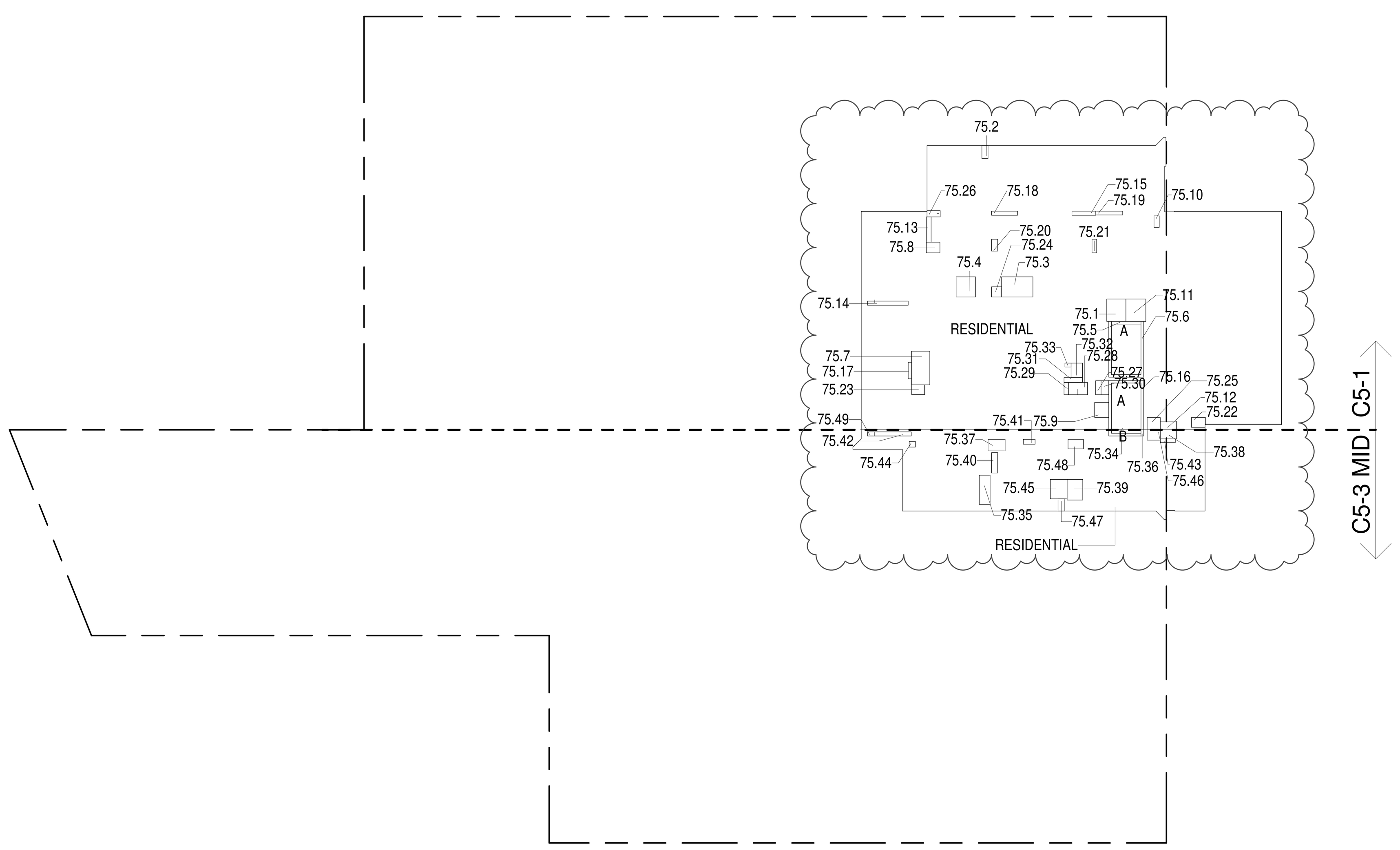


**75TH FLOOR (MFD:113TH FLOOR) GROSS FLOOR AREA PLAN AND DEDUCTIONS** (2)
3/64" = 1'-0"

| 76TH FLOOR AREA CALCULATIONS ZONE C5-1 | | | | |
|---|---|---|---|---|
| USE | No. | *GFA | *DEDUCTIONS | *ZFA (SF) |
| RESIDENTIAL | | 6,329 | 361 | 5,967 |
| TOTAL | | 6,329 | 361 | 5,967 |

| 76TH FLOOR AREA CALCULATIONS ZONE C5-3 MID | | | | |
|---|---|---|---|---|
| USE | No. | *GFA | *DEDUCTIONS | *ZFA (SF) |
| RESIDENTIAL | | 1,507 | 132 | 1,374 |
| TOTAL | | 1,507 | 132 | 1,374 |

| 76TH FLOOR AREA CALCULATIONS ZONE C5-1 AND C5-3 MID | | | |
|---|---|---|---|
| USE | *GFA | *DEDUCTIONS | *ZFA (SF) |
| RESIDENTIAL | 7,835 | 493 | 7,342 |
| TOTAL | 7,835 | 493 | 7,342 |

| 76TH FLOOR DEDUCTIONS ZONE C5-1 | | | | | |
|---|---|---|---|---|---|
| USE | TYPE | No. | LENGTH | WIDTH | AREA (SF) |
| RESIDENTIAL | P | 76.1 | 4' - 8" | 5' - 5" | 25.3 |
| RESIDENTIAL | M | 76.2 | 1' - 6" | 3' - 2" | 4.8 |
| RESIDENTIAL | M | 76.3 | 4' - 11" | 7' - 7" | 37.4 |
| RESIDENTIAL | M | 76.4 | 4' - 9" | 4' - 11" | 23.2 |
| RESIDENTIAL | ST | 76.5 | 0' - 8" | 7' - 2" | 4.6 |
| RESIDENTIAL | ST | 76.6 | 0' - 8" | 34' - 3" | 22.8 |
| RESIDENTIAL | M | 76.7 | 4' - 5" | 8' - 2" | 36.5 |
| RESIDENTIAL | M | 76.8 | 2' - 7" | 3' - 3" | 8.5 |
| RESIDENTIAL | M | 76.9 | 3' - 5" | 3' - 8" | 12.5 |
| RESIDENTIAL | M | 76.10 | 1' - 3" | 2' - 10" | 3.6 |
| RESIDENTIAL | M | 76.11 | 4' - 10" | 5' - 5" | 26.3 |
| RESIDENTIAL | M | 76.12 | 2' - 1" | 3' - 11" | 8.1 |
| RESIDENTIAL | P | 76.13 | 1' - 2" | 6' - 2" | 7.2 |
| RESIDENTIAL | P | 76.14 | 1' - 0" | 9' - 11" | 9.9 |
| RESIDENTIAL | P | 76.15 | 1' - 0" | 5' - 9" | 5.8 |
| RESIDENTIAL | ST | 76.16 | 0' - 8" | 31' - 2" | 20.8 |
| RESIDENTIAL | P | 76.17 | 0' - 10" | 4' - 0" | 3.3 |
| RESIDENTIAL | P | 76.18 | 1' - 0" | 6' - 4" | 6.3 |
| RESIDENTIAL | P | 76.19 | 0' - 11" | 6' - 7" | 6.2 |
| RESIDENTIAL | P | 76.20 | 1' - 6" | 2' - 11" | 4.3 |
| RESIDENTIAL | P | 76.21 | 1' - 2" | 3' - 4" | 3.8 |
| RESIDENTIAL | M | 76.22 | 2' - 4" | 3' - 6" | 8.0 |
| RESIDENTIAL | M | 76.23 | 2' - 4" | 3' - 1" | 7.4 |
| RESIDENTIAL | M | 76.24 | 2' - 6" | 2' - 6" | 6.1 |
| RESIDENTIAL | M | 76.25 | 3' - 0" | 3' - 2" | 9.5 |
| RESIDENTIAL | M | 76.26 | 1' - 6" | 3' - 2" | 4.9 |
| RESIDENTIAL | M | 76.27 | 1' - 3" | 3' - 5" | 4.4 |
| RESIDENTIAL | M | 76.28 | 2' - 0" | 6' - 11" | 13.6 |
| RESIDENTIAL | P | 76.29 | 1' - 1" | 3' - 0" | 3.3 |
| RESIDENTIAL | E | 76.30 | 1' - 11" | 3' - 5" | 6.4 |
| RESIDENTIAL | E | 76.31 | 1' - 2" | 4' - 6" | 5.2 |
| RESIDENTIAL | E | 76.32 | 2' - 9" | 3' - 6" | 9.7 |
| RESIDENTIAL | E | 76.33 | 0' - 11" | 1' - 6" | 1.3 |
| | SUBTOTAL | | | | 361.2 |

| 76TH FLOOR DEDUCTIONS ZONE C5-3 MID | | | | | |
|---|---|---|---|---|---|
| USE | TYPE | No. | LENGTH | WIDTH | AREA (SF) |
| RESIDENTIAL | ST | 76.34 | 0' - 8" | 8' - 8" | 5.8 |
| RESIDENTIAL | M | 76.35 | 2' - 8" | 7' - 1" | 18.8 |
| RESIDENTIAL | ST | 76.36 | 0' - 8" | 1' - 6" | 1.0 |
| RESIDENTIAL | M | 76.37 | 2' - 10" | 4' - 2" | 11.7 |
| RESIDENTIAL | M | 76.38 | 2' - 3" | 3' - 11" | 8.6 |
| RESIDENTIAL | M | 76.39 | 3' - 10" | 5' - 0" | 19.0 |
| RESIDENTIAL | P | 76.40 | 1' - 6" | 4' - 11" | 7.4 |
| RESIDENTIAL | P | 76.41 | 1' - 2" | 2' - 11" | 3.4 |
| RESIDENTIAL | P | 76.42 | 1' - 0" | 9' - 0" | 9.0 |
| RESIDENTIAL | P | 76.43 | 0' - 11" | 3' - 8" | 3.2 |
| RESIDENTIAL | M | 76.44 | 1' - 4" | 1' - 6" | 2.0 |
| RESIDENTIAL | M | 76.45 | 4' - 1" | 4' - 8" | 19.1 |
| RESIDENTIAL | M | 76.46 | 2' - 6" | 3' - 2" | 8.0 |
| RESIDENTIAL | M | 76.47 | 1' - 8" | 3' - 0" | 5.0 |
| RESIDENTIAL | M | 76.48 | 2' - 4" | 3' - 9" | 8.6 |
| RESIDENTIAL | M | 76.49 | 1' - 0" | 1' - 8" | 1.6 |
| SUBTOTAL | | | | | 132.2 |

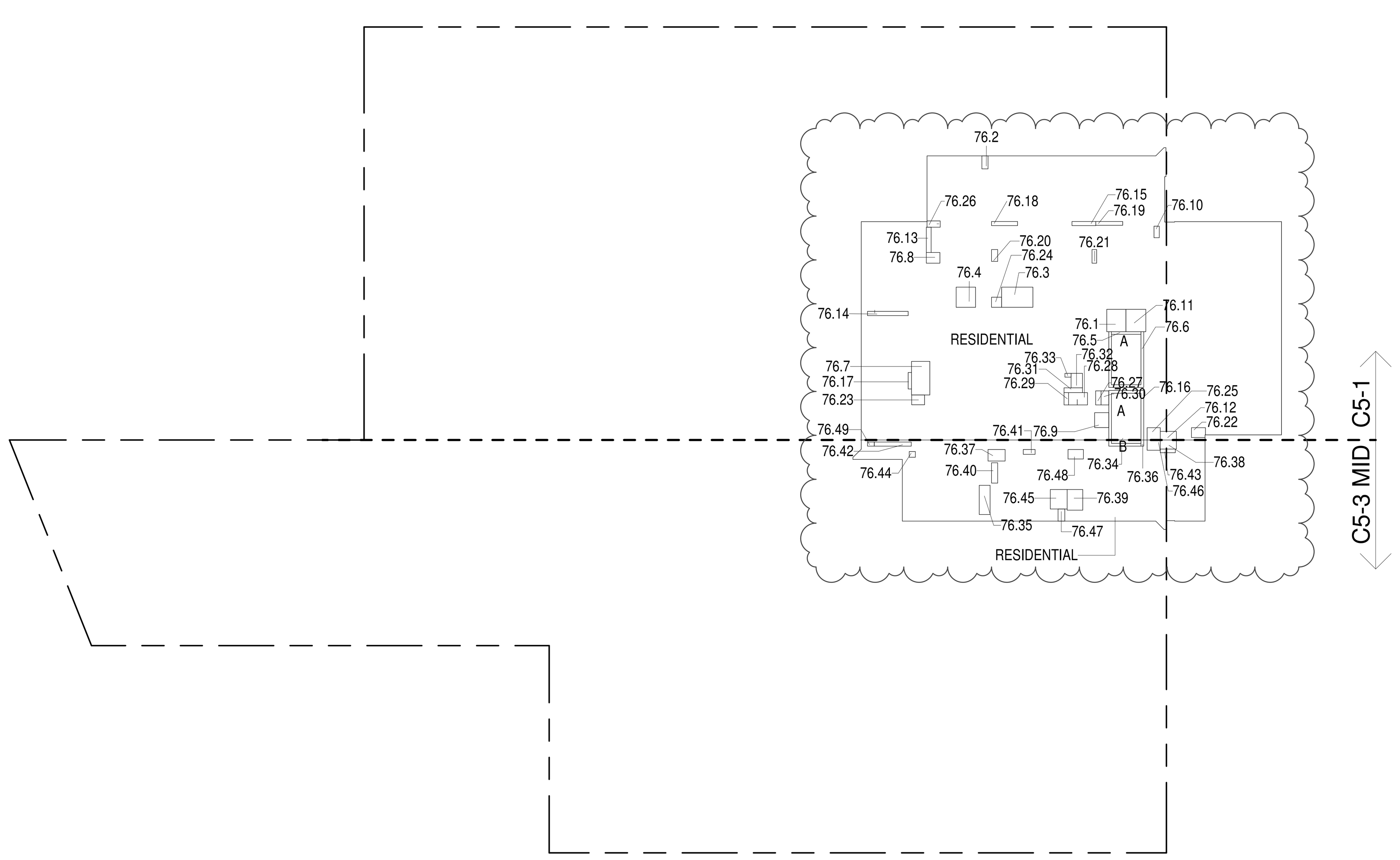


**76TH FLOOR (MFD:114TH FLOOR) GROSS FLOOR AREA PLAN AND DEDUCTIONS** (3)
3/64" = 1'-0"

ZONING AND DEDUCT LEGEND

- DEDUCTIONS
- M - MECHANICAL ROOM / RISER
- E - ELECTRICAL SHAFT / RISER
- P - PLUMBING RISER
- BG - BELOW GRADE
- O - OPENING TO BELOW
- L - LOADING BAYS
- ST - 44" RESI STAIR SHAFT (INCLUDING 8" PERIMETER)
- G - GAP FROM ADJACENT BUILDING
- DEVELOPMENT LOT LINE

* WHERE APPLICABLE, DOCUMENTED AND CALCULATED AREAS HAVE BEEN ROUNDED TO ITS NEXT SIGNIFICANT DIGIT.

** LENGTH AND WIDTH DIMENSIONS FOR COMPLEX SHAPES HAVE BEEN SIMPLIFIED TO ILLUSTRATE ONLY LARGEST OVERALL DIMENSION RESPECTIVELY. AREA DOCUMENTED IS THE EXACT AREA OF THE COMPLEX SHAPE

*** ELECTRICAL DEDUCTIONS ARE ONLY FOR ELECTRICAL RISERS. AND CLOSETS. NO DEDUCTIONS TAKEN FOR TELEPHONE CLOSETS

DEPT OF BLDGS 121328205 Job Number
ES509650088 Scan Code

KEY PLAN:

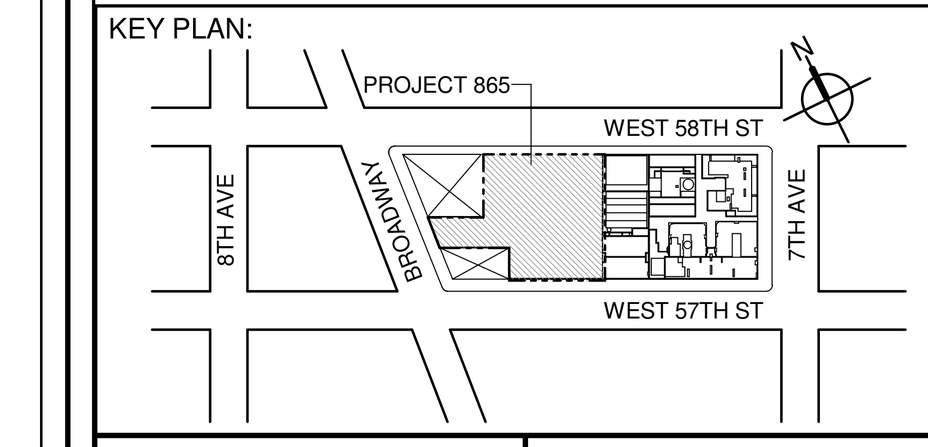


PROJECT NORTH | TRUE NORTH


DEVELOPER:
**EXTELL DEVELOPMENT COMPANY**
805 THIRD AVENUE, 7TH FLOOR
New York, NY 10022 USA
TEL: 212 712 6000 FAX: 212 712 6100

DESIGN ARCHITECT: Base Building Shell & Core
**ADRIAN SMITH + GORDON GILL ARCHITECTURE**
111 WEST MONROE STREET SUITE 2300
CHICAGO IL 60603
TEL: 312 920 1888 FAX: 312 920 1775

ARCHITECT OF RECORD: Base Building Shell & Core
**AAI ARCHITECTS, P.C.**
401 Wellington St. W., 3rd Floor
Toronto, ON M5V 1E7 Canada
TEL: 416 967 1500 FAX: 416 967 7150

STRUCTURAL ENGINEERS:
**WSP CANTOR SEINUK**
228 EAST 45th Street
New York, NY 10017 USA
TEL: 212 687 9888 FAX: 646 487 5501

MEP ENGINEERS:
**AKF GROUP**
1501 Broadway
New York, NY 10036 USA
TEL: 212 354 5656 FAX: 212 354 5668

GEOTECHNICAL ENGINEERS:
**Langan Engineering & Environmental Services**
21 Penn Plaza - 360 West 31st Street, 8th Floor
New York, NY 10001-2727
TEL: 212 479 5400 FAX: 212 479 5444

CODE CONSULTANTS:
**Construction Consulting Associates**
100 Church Street
New York, NY 10007
TEL: 212 385 1818 FAX: 212 385 1911

CURTAINWALL CONSULTANT:
**AJLP Consulting**
40 Worth Street, Suite 826
New York, NY 10013
TEL: 212 757 5659 FAX: 646 219 8508

LANDMARK/PRESERVATION CONSULTANT:
**Higgins Quasebarth & Partners LLC**
11 Hanover Square, 16th Floor
New York, NY 1005
TEL: 212 274 9468 FAX: 646 274 9380

LANDMARK/PRESERVATION CONSULTANT:
**Jan Hird Pokorny Associates, Inc.**
39 West 37th Street, 12A
New York, NY 10018
TEL: 212 759 6462 FAX: 212 759 6540


| No. | DESCRIPTION: | DATE: |
|---|---|---|
| 1 | D.O.B. SUBMISSION | 05 DEC 14 |
| 2 | D.O.B. SUBMISSION | 18 FEB 15 |
| | D.O.B. SUBMISSION | 27 APR 14 |
| | D.O.B. AMENDMENT 2 | 21 SEP 15 |
| | D.O.B. AMENDMENT 3 | 03 OCT 16 |

0 10' - 8" 21' - 4" 42' - 8"

**D.O.B. SUBMISSION**

Discrepancies must be reported immediately to the Architect before proceeding. Only figured dimensions are to be used. Contractors must check all dimensions on site. This drawing is protected by copyright.

ALL DIMENSIONS ARE SHOWN IN IMPERIAL.

CONSULTANT: AAI ARCHITECTS, P.C.

PROJECT:
**217 WEST 57TH STREET**
NEW YORK, NY

DRAWING TITLE:
ZONING FLOOR AREA PLAN AND DEDUCTIONS
74TH, 75TH, 76TH FLOOR

SEAL & SIGNATURE: REGISTERED ARCHITECT WIEPKE DAVID JANSEN No. 028881 STATE OF NEW YORK

| DATE: | 05 DEC 14 |
|---|---|
| PROJECT No: | 1216-00 |
| DRAWN: Author | REV: 2 |
| CHK: Checker | |
| SCALE: 3/64" = 1'-0" | |
| DWG No: | **Z-033.02** |
| DOB PAGE No: | 30 of 454 |

DOB EMPLOYEE STAMP: | DOB B-SCAN:

36" x 48" Arch E -SHEET SIZE

FILE NAME:
PLOT DATE: 10/14/2016 2:03:00 PM

| 77TH FLOOR AREA CALCULATIONS | | | | |
|---|---|---|---|---|
| ZONE C5-1 | | | | |
| USE | No. | *GFA | *DEDUCTIONS | *ZFA (SF) |
| RESIDENTIAL | | 6,329 | 361 | 5,967 |
| TOTAL | | 6,329 | 361 | 5,967 |

| 77TH FLOOR AREA CALCULATIONS | | | | |
|---|---|---|---|---|
| ZONE C5-3 MID | | | | |
| USE | No. | *GFA | *DEDUCTIONS | *ZFA (SF) |
| RESIDENTIAL | | 1,507 | 132 | 1,374 |
| TOTAL | | 1,507 | 132 | 1,374 |

| 77TH FLOOR AREA CALCULATIONS | | | |
|---|---|---|---|
| ZONE C5-1 AND C5-3 MID | | | |
| USE | *GFA | *DEDUCTIONS | *ZFA (SF) |
| RESIDENTIAL | 7,835 | 493 | 7,342 |
| TOTAL | 7,835 | 493 | 7,342 |

| 77TH FLOOR DEDUCTIONS | | | | | |
|---|---|---|---|---|---|
| ZONE C5-1 | | | | | |
| USE | TYPE | No. | LENGTH | WIDTH | AREA (SF) |
| RESIDENTIAL | P | 77.1 | 4' - 8" | 5' - 5" | 25.3 |
| RESIDENTIAL | M | 77.2 | 1' - 6" | 3' - 2" | 4.8 |
| RESIDENTIAL | M | 77.3 | 4' - 11" | 7' - 7" | 37.4 |
| RESIDENTIAL | M | 77.4 | 4' - 9" | 4' - 11" | 23.2 |
| RESIDENTIAL | ST | 77.5 | 0' - 8" | 7' - 2" | 4.6 |
| RESIDENTIAL | ST | 77.6 | 0' - 8" | 34' - 3" | 22.8 |
| RESIDENTIAL | M | 77.7 | 4' - 5" | 8' - 2" | 36.5 |
| RESIDENTIAL | M | 77.8 | 2' - 7" | 3' - 3" | 8.5 |
| RESIDENTIAL | M | 77.9 | 3' - 5" | 3' - 8" | 12.5 |
| RESIDENTIAL | M | 77.10 | 1' - 3" | 2' - 10" | 3.6 |
| RESIDENTIAL | M | 77.11 | 4' - 10" | 5' - 5" | 26.3 |
| RESIDENTIAL | M | 77.12 | 2' - 1" | 3' - 11" | 8.1 |
| RESIDENTIAL | P | 77.13 | 1' - 2" | 6' - 2" | 7.2 |
| RESIDENTIAL | P | 77.14 | 1' - 0" | 9' - 11" | 9.9 |
| RESIDENTIAL | P | 77.15 | 1' - 0" | 5' - 9" | 5.8 |
| RESIDENTIAL | ST | 77.16 | 0' - 8" | 31' - 2" | 20.8 |
| RESIDENTIAL | P | 77.17 | 0' - 10" | 4' - 0" | 3.3 |
| RESIDENTIAL | P | 77.18 | 1' - 0" | 6' - 4" | 6.3 |
| RESIDENTIAL | P | 77.19 | 0' - 11" | 6' - 7" | 6.2 |
| RESIDENTIAL | P | 77.20 | 1' - 6" | 2' - 11" | 4.3 |
| RESIDENTIAL | P | 77.21 | 1' - 2" | 3' - 4" | 3.8 |
| RESIDENTIAL | M | 77.22 | 2' - 4" | 3' - 6" | 8.0 |
| RESIDENTIAL | M | 77.23 | 2' - 4" | 3' - 1" | 7.4 |
| RESIDENTIAL | M | 77.24 | 2' - 6" | 2' - 6" | 6.1 |
| RESIDENTIAL | M | 77.25 | 3' - 0" | 3' - 2" | 9.5 |
| RESIDENTIAL | M | 77.26 | 1' - 6" | 3' - 2" | 4.9 |
| RESIDENTIAL | M | 77.27 | 1' - 3" | 3' - 5" | 4.4 |
| RESIDENTIAL | M | 77.28 | 2' - 0" | 6' - 11" | 13.6 |
| RESIDENTIAL | P | 77.29 | 1' - 1" | 3' - 0" | 3.3 |
| RESIDENTIAL | E | 77.30 | 1' - 11" | 3' - 5" | 6.4 |
| RESIDENTIAL | E | 77.31 | 1' - 2" | 4' - 6" | 5.2 |
| RESIDENTIAL | E | 77.32 | 2' - 9" | 3' - 6" | 9.7 |
| RESIDENTIAL | E | 77.33 | 0' - 11" | 1' - 6" | 1.3 |
| | SUBTOTAL | | | | 361.2 |

| 77TH FLOOR DEDUCTIONS | | | | | |
|---|---|---|---|---|---|
| ZONE C5-3 MID | | | | | |
| USE | TYPE | No. | LENGTH | WIDTH | AREA (SF) |
| RESIDENTIAL | ST | 77.34 | 0' - 8" | 8' - 8" | 5.8 |
| RESIDENTIAL | M | 77.35 | 2' - 8" | 7' - 1" | 18.8 |
| RESIDENTIAL | ST | 77.36 | 0' - 8" | 1' - 6" | 1.0 |
| RESIDENTIAL | M | 77.37 | 2' - 10" | 4' - 2" | 11.7 |
| RESIDENTIAL | M | 77.38 | 2' - 3" | 3' - 11" | 8.6 |
| RESIDENTIAL | M | 77.39 | 3' - 10" | 5' - 0" | 19.0 |
| RESIDENTIAL | P | 77.40 | 1' - 6" | 4' - 11" | 7.4 |
| RESIDENTIAL | P | 77.41 | 1' - 2" | 2' - 11" | 3.4 |
| RESIDENTIAL | P | 77.42 | 1' - 0" | 9' - 0" | 9.0 |
| RESIDENTIAL | P | 77.43 | 0' - 11" | 3' - 8" | 3.2 |
| RESIDENTIAL | M | 77.44 | 1' - 4" | 1' - 6" | 2.0 |
| RESIDENTIAL | M | 77.45 | 4' - 1" | 4' - 8" | 19.1 |
| RESIDENTIAL | M | 77.46 | 2' - 6" | 3' - 2" | 8.0 |
| RESIDENTIAL | M | 77.47 | 1' - 8" | 3' - 0" | 5.0 |
| RESIDENTIAL | M | 77.48 | 2' - 4" | 3' - 9" | 8.6 |
| RESIDENTIAL | M | 77.49 | 1' - 0" | 1' - 8" | 1.6 |
| SUBTOTAL | | | | | 132.2 |

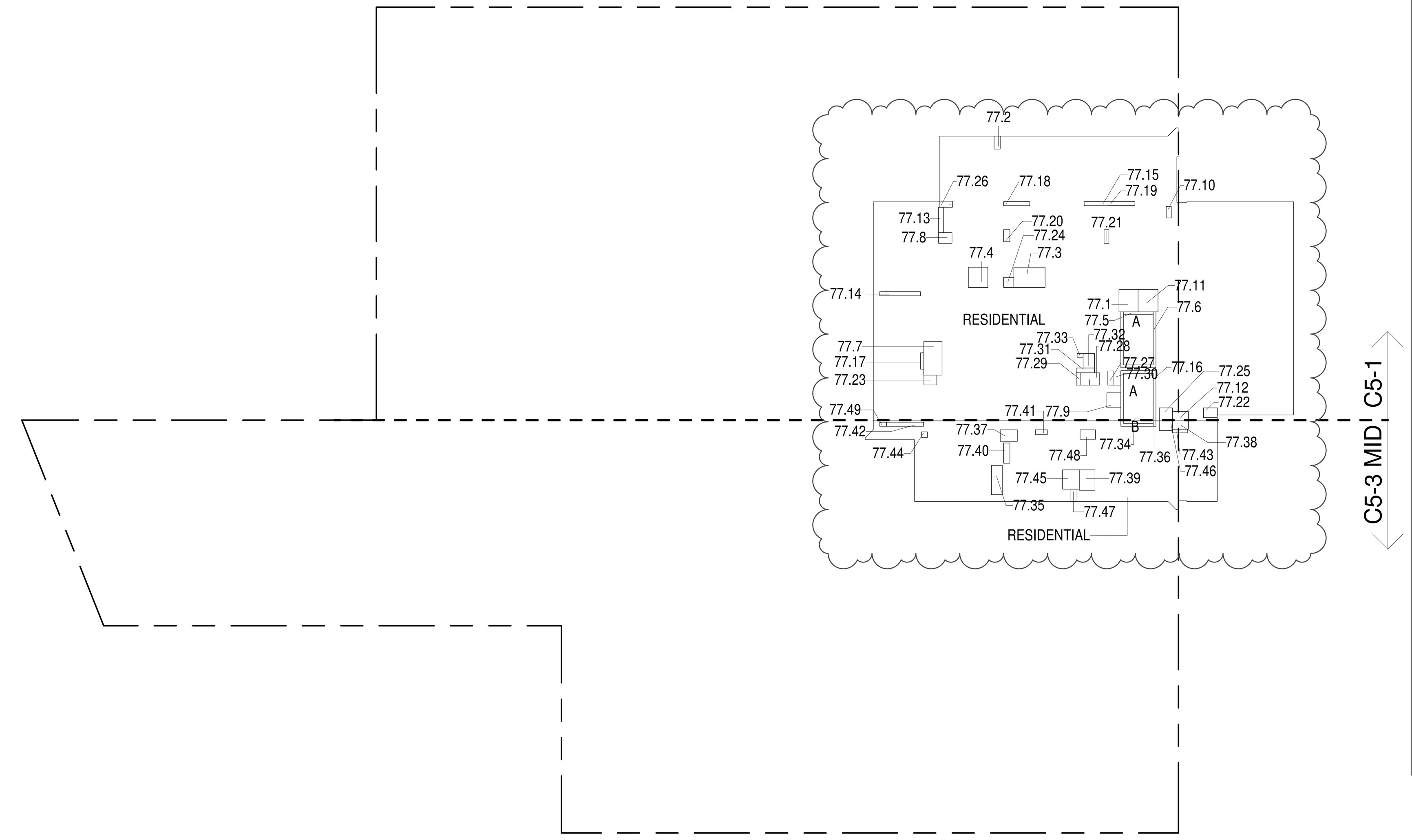


**77TH FLOOR (MFD:115TH FLOOR) GROSS FLOOR AREA PLAN AND DEDUCTIONS** (1)
3/64" = 1'-0"

| 78TH FLOOR AREA CALCULATIONS | | | | |
|---|---|---|---|---|
| ZONE C5-1 | | | | |
| USE | No. | *GFA | *DEDUCTIONS | *ZFA (SF) |
| RESIDENTIAL | | 6,329 | 361 | 5,967 |
| TOTAL | | 6,329 | 361 | 5,967 |

| 78TH FLOOR AREA CALCULATIONS | | | | |
|---|---|---|---|---|
| ZONE C5-3 MID | | | | |
| USE | No. | *GFA | *DEDUCTIONS | *ZFA (SF) |
| RESIDENTIAL | | 1,507 | 132 | 1,374 |
| TOTAL | | 1,507 | 132 | 1,374 |

| 78TH FLOOR AREA CALCULATIONS | | | |
|---|---|---|---|
| ZONE C5-1 AND C5-3 MID | | | |
| USE | *GFA | *DEDUCTIONS | *ZFA (SF) |
| RESIDENTIAL | 7,835 | 493 | 7,342 |
| TOTAL | 7,835 | 493 | 7,342 |

| 78TH FLOOR DEDUCTIONS | | | | | |
|---|---|---|---|---|---|
| ZONE C5-1 | | | | | |
| USE | TYPE | No. | LENGTH | WIDTH | AREA (SF) |
| RESIDENTIAL | P | 78.1 | 4' - 8" | 5' - 5" | 25.3 |
| RESIDENTIAL | M | 78.2 | 1' - 6" | 3' - 2" | 4.8 |
| RESIDENTIAL | M | 78.3 | 4' - 11" | 7' - 7" | 37.4 |
| RESIDENTIAL | M | 78.4 | 4' - 9" | 4' - 11" | 23.2 |
| RESIDENTIAL | ST | 78.5 | 0' - 8" | 7' - 2" | 4.6 |
| RESIDENTIAL | ST | 78.6 | 0' - 8" | 34' - 3" | 22.8 |
| RESIDENTIAL | M | 78.7 | 4' - 5" | 8' - 2" | 36.5 |
| RESIDENTIAL | M | 78.8 | 2' - 7" | 3' - 3" | 8.5 |
| RESIDENTIAL | M | 78.9 | 3' - 5" | 3' - 8" | 12.5 |
| RESIDENTIAL | M | 78.10 | 1' - 3" | 2' - 10" | 3.6 |
| RESIDENTIAL | M | 78.11 | 4' - 10" | 5' - 5" | 26.3 |
| RESIDENTIAL | M | 78.12 | 2' - 1" | 3' - 11" | 8.1 |
| RESIDENTIAL | P | 78.13 | 1' - 2" | 6' - 2" | 7.2 |
| RESIDENTIAL | P | 78.14 | 1' - 0" | 9' - 11" | 9.9 |
| RESIDENTIAL | P | 78.15 | 1' - 0" | 5' - 9" | 5.8 |
| RESIDENTIAL | ST | 78.16 | 0' - 8" | 31' - 2" | 20.8 |
| RESIDENTIAL | P | 78.17 | 0' - 10" | 4' - 0" | 3.3 |
| RESIDENTIAL | P | 78.18 | 1' - 0" | 6' - 4" | 6.3 |
| RESIDENTIAL | P | 78.19 | 0' - 11" | 6' - 7" | 6.2 |
| RESIDENTIAL | P | 78.20 | 1' - 6" | 2' - 11" | 4.3 |
| RESIDENTIAL | P | 78.21 | 1' - 2" | 3' - 4" | 3.8 |
| RESIDENTIAL | M | 78.22 | 2' - 4" | 3' - 6" | 8.0 |
| RESIDENTIAL | M | 78.23 | 2' - 4" | 3' - 1" | 7.4 |
| RESIDENTIAL | M | 78.24 | 2' - 6" | 2' - 6" | 6.1 |
| RESIDENTIAL | M | 78.25 | 3' - 0" | 3' - 2" | 9.5 |
| RESIDENTIAL | M | 78.26 | 1' - 6" | 3' - 2" | 4.9 |
| RESIDENTIAL | M | 78.27 | 1' - 3" | 3' - 5" | 4.4 |
| RESIDENTIAL | M | 78.28 | 2' - 0" | 6' - 11" | 13.6 |
| RESIDENTIAL | P | 78.29 | 1' - 1" | 3' - 0" | 3.3 |
| RESIDENTIAL | E | 78.30 | 1' - 11" | 3' - 5" | 6.4 |
| RESIDENTIAL | E | 78.31 | 1' - 2" | 4' - 6" | 5.2 |
| RESIDENTIAL | E | 78.32 | 2' - 9" | 3' - 6" | 9.7 |
| RESIDENTIAL | E | 78.33 | 0' - 11" | 1' - 6" | 1.3 |
| | SUBTOTAL | | | | 361.2 |

| 78TH FLOOR DEDUCTIONS | | | | | |
|---|---|---|---|---|---|
| ZONE C5-3 MID | | | | | |
| USE | TYPE | No. | LENGTH | WIDTH | AREA (SF) |
| RESIDENTIAL | ST | 78.34 | 0' - 8" | 8' - 8" | 5.8 |
| RESIDENTIAL | M | 78.35 | 2' - 8" | 7' - 1" | 18.8 |
| RESIDENTIAL | ST | 78.36 | 0' - 8" | 1' - 6" | 1.0 |
| RESIDENTIAL | M | 78.37 | 2' - 10" | 4' - 2" | 11.7 |
| RESIDENTIAL | M | 78.38 | 2' - 3" | 3' - 11" | 8.6 |
| RESIDENTIAL | M | 78.39 | 3' - 10" | 5' - 0" | 19.0 |
| RESIDENTIAL | P | 78.40 | 1' - 6" | 4' - 11" | 7.4 |
| RESIDENTIAL | P | 78.41 | 1' - 2" | 2' - 11" | 3.4 |
| RESIDENTIAL | P | 78.42 | 1' - 0" | 9' - 0" | 9.0 |
| RESIDENTIAL | P | 78.43 | 0' - 11" | 3' - 8" | 3.2 |
| RESIDENTIAL | M | 78.44 | 1' - 4" | 1' - 6" | 2.0 |
| RESIDENTIAL | M | 78.45 | 4' - 1" | 4' - 8" | 19.1 |
| RESIDENTIAL | M | 78.46 | 2' - 6" | 3' - 2" | 8.0 |
| RESIDENTIAL | M | 78.47 | 1' - 8" | 3' - 0" | 5.0 |
| RESIDENTIAL | M | 78.48 | 2' - 4" | 3' - 9" | 8.6 |
| RESIDENTIAL | M | 78.49 | 1' - 0" | 1' - 8" | 1.6 |
| SUBTOTAL | | | | | 132.2 |

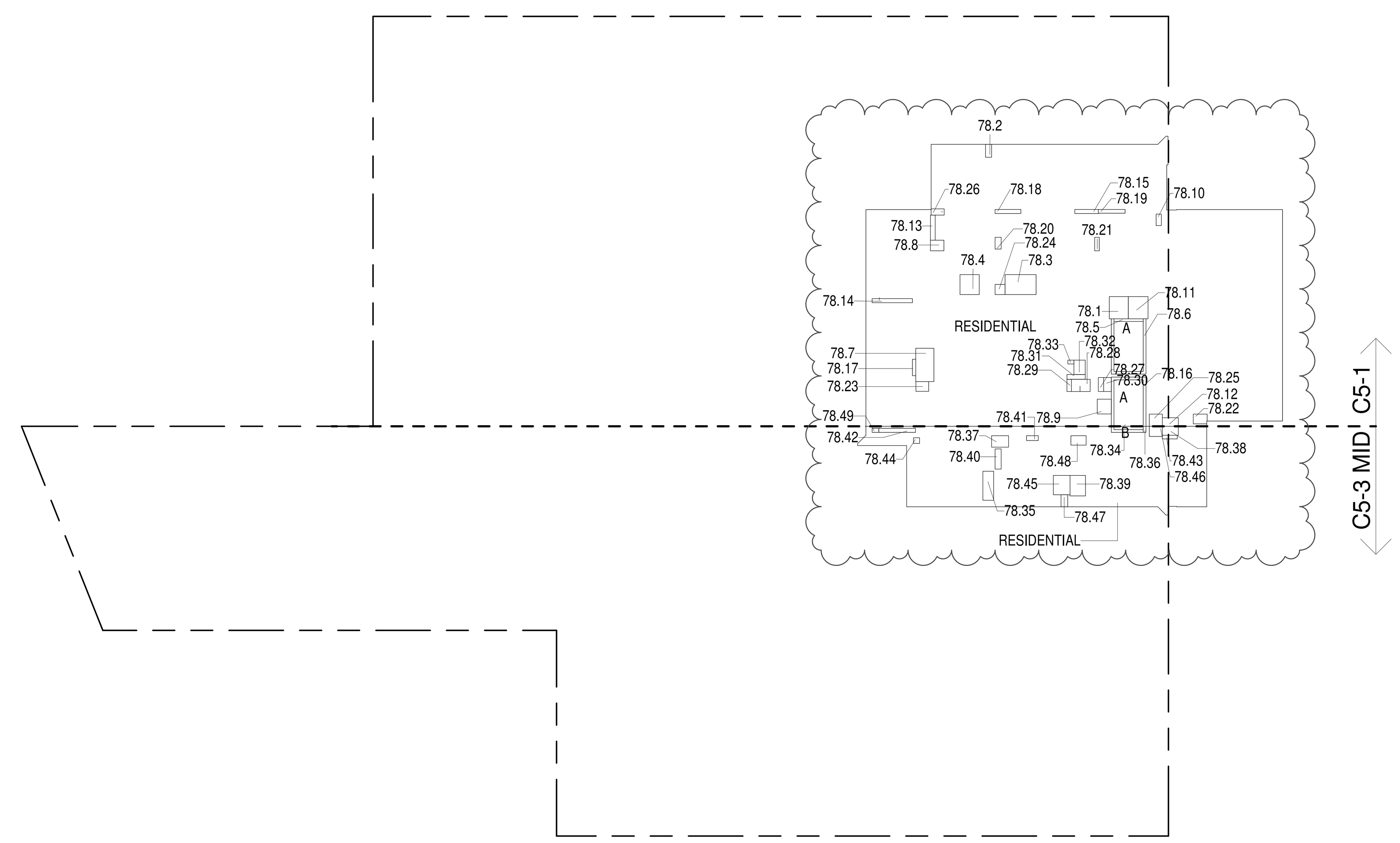


**78TH FLOOR (MFD:116TH FLOOR) GROSS FLOOR AREA PLAN AND DEDUCTIONS** (2)
3/64" = 1'-0"

| 79TH FLOOR AREA CALCULATIONS | | | | |
|---|---|---|---|---|
| ZONE C5-1 | | | | |
| USE | No. | *GFA | *DEDUCTIONS | *ZFA (SF) |
| RESIDENTIAL | | 6,329 | 361 | 5,967 |
| TOTAL | | 6,329 | 361 | 5,967 |

| 79TH FLOOR AREA CALCULATIONS | | | | |
|---|---|---|---|---|
| ZONE C5-3 MID | | | | |
| USE | No. | *GFA | *DEDUCTIONS | *ZFA (SF) |
| RESIDENTIAL | | 1,507 | 132 | 1,374 |
| TOTAL | | 1,507 | 132 | 1,374 |

| 79TH FLOOR AREA CALCULATIONS | | | |
|---|---|---|---|
| ZONE C5-1 AND C5-3 MID | | | |
| USE | *GFA | *DEDUCTIONS | *ZFA (SF) |
| RESIDENTIAL | 7,835 | 493 | 7,342 |
| TOTAL | 7,835 | 493 | 7,342 |

| 79TH FLOOR DEDUCTIONS | | | | | |
|---|---|---|---|---|---|
| ZONE C5-1 | | | | | |
| USE | TYPE | No. | LENGTH | WIDTH | AREA (SF) |
| RESIDENTIAL | P | 79.1 | 4' - 8" | 5' - 5" | 25.3 |
| RESIDENTIAL | M | 79.2 | 1' - 6" | 3' - 2" | 4.8 |
| RESIDENTIAL | M | 79.3 | 4' - 11" | 7' - 7" | 37.4 |
| RESIDENTIAL | M | 79.4 | 4' - 9" | 4' - 11" | 23.2 |
| RESIDENTIAL | ST | 79.5 | 0' - 8" | 7' - 2" | 4.6 |
| RESIDENTIAL | ST | 79.6 | 0' - 8" | 34' - 3" | 22.8 |
| RESIDENTIAL | M | 79.7 | 4' - 5" | 8' - 2" | 36.5 |
| RESIDENTIAL | M | 79.8 | 2' - 7" | 3' - 3" | 8.5 |
| RESIDENTIAL | M | 79.9 | 3' - 5" | 3' - 8" | 12.5 |
| RESIDENTIAL | M | 79.10 | 1' - 3" | 2' - 10" | 3.6 |
| RESIDENTIAL | M | 79.11 | 4' - 10" | 5' - 5" | 26.3 |
| RESIDENTIAL | M | 79.12 | 2' - 1" | 3' - 11" | 8.1 |
| RESIDENTIAL | P | 79.13 | 1' - 2" | 6' - 2" | 7.2 |
| RESIDENTIAL | P | 79.14 | 1' - 0" | 9' - 11" | 9.9 |
| RESIDENTIAL | P | 79.15 | 1' - 0" | 5' - 9" | 5.8 |
| RESIDENTIAL | ST | 79.16 | 0' - 8" | 31' - 2" | 20.8 |
| RESIDENTIAL | P | 79.17 | 0' - 10" | 4' - 0" | 3.3 |
| RESIDENTIAL | P | 79.18 | 1' - 0" | 6' - 4" | 6.3 |
| RESIDENTIAL | P | 79.19 | 0' - 11" | 6' - 7" | 6.2 |
| RESIDENTIAL | P | 79.20 | 1' - 6" | 2' - 11" | 4.3 |
| RESIDENTIAL | P | 79.21 | 1' - 2" | 3' - 4" | 3.8 |
| RESIDENTIAL | M | 79.22 | 2' - 4" | 3' - 6" | 8.0 |
| RESIDENTIAL | M | 79.23 | 2' - 4" | 3' - 1" | 7.4 |
| RESIDENTIAL | M | 79.24 | 2' - 6" | 2' - 6" | 6.1 |
| RESIDENTIAL | M | 79.25 | 3' - 0" | 3' - 2" | 9.5 |
| RESIDENTIAL | M | 79.26 | 1' - 6" | 3' - 2" | 4.9 |
| RESIDENTIAL | M | 79.27 | 1' - 3" | 3' - 5" | 4.4 |
| RESIDENTIAL | M | 79.28 | 2' - 0" | 6' - 11" | 13.6 |
| RESIDENTIAL | P | 79.29 | 1' - 1" | 3' - 0" | 3.3 |
| RESIDENTIAL | E | 79.30 | 1' - 11" | 3' - 5" | 6.4 |
| RESIDENTIAL | E | 79.31 | 1' - 2" | 4' - 6" | 5.2 |
| RESIDENTIAL | E | 79.32 | 2' - 9" | 3' - 6" | 9.7 |
| RESIDENTIAL | E | 79.33 | 0' - 11" | 1' - 6" | 1.3 |
| | SUBTOTAL | | | | 361.2 |

| 79TH FLOOR DEDUCTIONS | | | | | |
|---|---|---|---|---|---|
| ZONE C5-3 MID | | | | | |
| USE | TYPE | No. | LENGTH | WIDTH | AREA (SF) |
| RESIDENTIAL | ST | 79.34 | 0' - 8" | 8' - 8" | 5.8 |
| RESIDENTIAL | M | 79.35 | 2' - 8" | 7' - 1" | 18.8 |
| RESIDENTIAL | ST | 79.36 | 0' - 8" | 1' - 6" | 1.0 |
| RESIDENTIAL | M | 79.37 | 2' - 10" | 4' - 2" | 11.7 |
| RESIDENTIAL | M | 79.38 | 2' - 3" | 3' - 11" | 8.6 |
| RESIDENTIAL | M | 79.39 | 3' - 10" | 5' - 0" | 19.0 |
| RESIDENTIAL | P | 79.40 | 1' - 6" | 4' - 11" | 7.4 |
| RESIDENTIAL | P | 79.41 | 1' - 2" | 2' - 11" | 3.4 |
| RESIDENTIAL | P | 79.42 | 1' - 0" | 9' - 0" | 9.0 |
| RESIDENTIAL | P | 79.43 | 0' - 11" | 3' - 8" | 3.2 |
| RESIDENTIAL | M | 79.44 | 1' - 4" | 1' - 6" | 2.0 |
| RESIDENTIAL | M | 79.45 | 4' - 1" | 4' - 8" | 19.1 |
| RESIDENTIAL | M | 79.46 | 2' - 6" | 3' - 2" | 8.0 |
| RESIDENTIAL | M | 79.47 | 1' - 8" | 3' - 0" | 5.0 |
| RESIDENTIAL | M | 79.48 | 2' - 4" | 3' - 9" | 8.6 |
| RESIDENTIAL | M | 79.49 | 1' - 0" | 1' - 8" | 1.6 |
| SUBTOTAL | | | | | 132.2 |

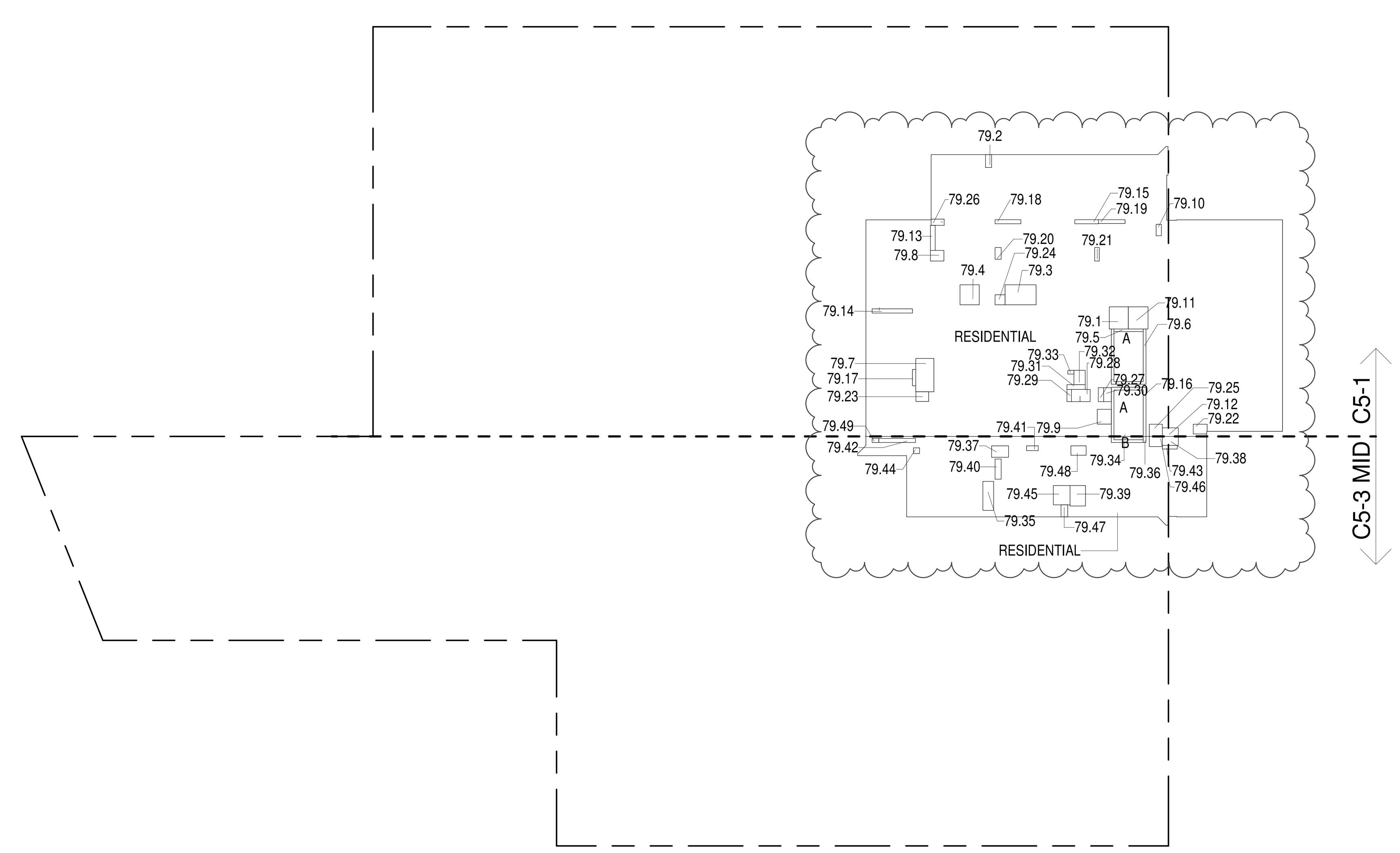


**79TH FLOOR (MFD:117TH FLOOR) GROSS FLOOR AREA PLAN AND DEDUCTIONS** (3)
3/64" = 1'-0"

ZONING AND DEDUCT LEGEND

- DEDUCTIONS
- M - MECHANICAL ROOM / RISER
- E - ELECTRICAL SHAFT / RISER
- P - PLUMBING RISER
- BG - BELOW GRADE
- O - OPENING TO BELOW
- L - LOADING BAYS
- ST - 44" RESI STAIR SHAFT (INCLUDING 8" PERIMETER)
- G - GAP FROM ADJACENT BUILDING
- DEVELOPMENT LOT LINE

* WHERE APPLICABLE, DOCUMENTED AND CALCULATED AREAS HAVE BEEN ROUNDED TO ITS NEXT SIGNIFICANT DIGIT.

** LENGTH AND WIDTH DIMENSIONS FOR COMPLEX SHAPES HAVE BEEN SIMPLIFIED TO ILLUSTRATE ONLY LARGEST OVERALL DIMENSION RESPECTIVELY. AREA DOCUMENTED IS THE EXACT AREA OF THE COMPLEX SHAPE

*** ELECTRICAL DEDUCTIONS ARE ONLY FOR ELECTRICAL RISERS. AND CLOSETS. NO DEDUCTIONS TAKEN FOR TELEPHONE CLOSETS

DEPT OF BLDGS 121328205 Job Number
ES760992924 Scan Code

KEY PLAN:

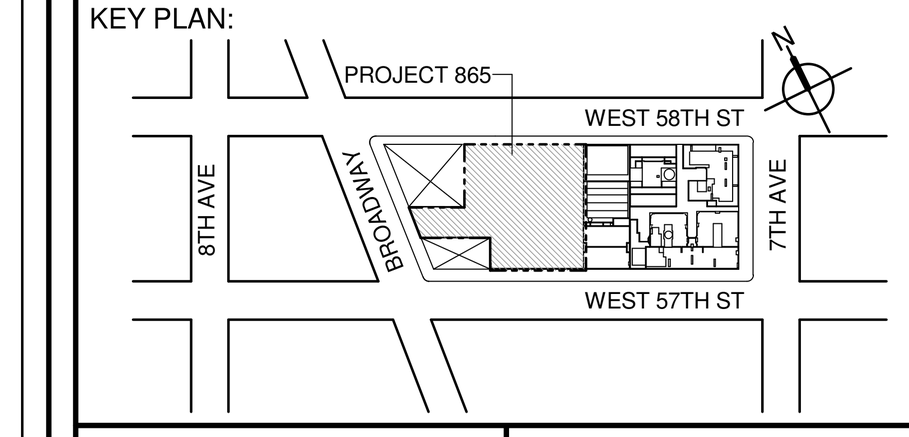


PROJECT NORTH | TRUE NORTH


DEVELOPER:
*EXTELL DEVELOPMENT COMPANY*
805 THIRD AVENUE, 7TH FLOOR
New York, NY 10022 USA
TEL: 212 712 6000 FAX: 212 712 6100

DESIGN ARCHITECT: Base Building Shell & Core
*ADRIAN SMITH + GORDON GILL ARCHITECTURE*
111 WEST MONROE STREET SUITE 2300
CHICAGO IL 60603
TEL: 312 920 1888 FAX: 312 920 1775

ARCHITECT OF RECORD: Base Building Shell & Core
*AAI ARCHITECTS, P.C.*
401 Wellington St. W., 3rd Floor
Toronto, ON M5V 1E7 Canada
TEL: 416 967 1500 FAX: 416 967 7150

STRUCTURAL ENGINEERS:
*WSP CANTOR SEINUK*
228 EAST 45th Street
New York, NY 10017 USA
TEL: 212 687 9888 FAX: 646 487 5501

MEP ENGINEERS:
*AKF GROUP*
1501 Broadway
New York, NY 10036 USA
TEL: 212 354 5656 FAX: 212 354 5668

GEOTECHNICAL ENGINEERS:
*Langan Engineering & Environmental Services*
21 Penn Plaza - 360 West 31st Street, 8th Floor
New York, NY 10001-2727
TEL: 212 479 5400 FAX: 212 479 5444

CODE CONSULTANTS:
*Construction Consulting Associates*
100 Church Street
New York, NY 10007
TEL: 212 385 1818 FAX: 212 385 1911

CURTAINWALL CONSULTANT:
*AJLP Consulting*
40 Worth Street. Suite 826
New York, NY 10013
TEL: 212 757 5659 FAX: 646 219 8508

LANDMARK/PRESERVATION CONSULTANT:
*Higgins Quasebarth & Partners LLC*
11 Hanover Square, 16th Floor
New York, NY 1005
TEL: 212 274 9468 FAX: 646 274 9380

LANDMARK/PRESERVATION CONSULTANT:
*Jan Hird Pokorny Associates, Inc.*
39 West 37th Street, 12A
New York, NY 10018
TEL: 212 759 6462 FAX: 212 759 6540


| No. | DESCRIPTION: | DATE: |
|---|---|---|
| 1 | D.O.B. SUBMISSION | 05 DEC 14 |
| 2 | D.O.B. SUBMISSION | 18 FEB 15 |
| | D.O.B. SUBMISSION | 27 APR 14 |
| | D.O.B. AMENDMENT 2 | 21 SEP 15 |
| | D.O.B. AMENDMENT 3 | 03 OCT 16 |

0 10' - 8" 21' - 4" 42' - 8"

**D.O.B. SUBMISSION**


Discrepancies must be reported immediately to the Architect before proceeding. Only figured dimensions are to be used. Contractors must check all dimensions on site. This drawing is protected by copyright.


ALL DIMENSIONS ARE SHOWN IN IMPERIAL.

CONSULTANT:
AAI ARCHITECTS, P.C.

PROJECT:
**217 WEST 57TH STREET**
NEW YORK, NY

DRAWING TITLE:
ZONING FLOOR AREA PLAN AND DEDUCTIONS
77TH, 78TH, 79TH FLOOR

SEAL & SIGNATURE: REGISTERED ARCHITECT WIEPKE DAVID JANSEN No. 028881 STATE OF NEW YORK

| | |
|---|---|
| DATE: | 05 DEC 14 |
| PROJECT No: | 1216-00 |
| DRAWN: Author | REV: 2 |
| CHK: Checker | |
| SCALE: 3/64" = 1'-0" | |
| DWG No: **Z-034.02** | |
| DOB PAGE No: 31 of 454 | |

DOB EMPLOYEE STAMP: | DOB B-SCAN:

36" x 48" Arch E -SHEET SIZE

FILE NAME:
PLOT DATE: 10/14/2016 2:02:50 PM

# 80TH FLOOR

| 80TH FLOOR AREA CALCULATIONS ZONE C5-1 | | | | |
|---|---|---|---|---|
| USE | No. | *GFA | *DEDUCTIONS | *ZFA (SF) |
| RESIDENTIAL | | 6,329 | 361 | 5,967 |
| TOTAL | | 6,329 | 361 | 5,967 |

| 80TH FLOOR AREA CALCULATIONS ZONE C5-3 MID | | | | |
|---|---|---|---|---|
| USE | No. | *GFA | *DEDUCTIONS | *ZFA (SF) |
| RESIDENTIAL | | 1,507 | 132 | 1,374 |
| TOTAL | | 1,507 | 132 | 1,374 |

| 80TH FLOOR AREA CALCULATIONS ZONE C5-1 AND C5-3 MID | | | |
|---|---|---|---|
| USE | *GFA | *DEDUCTIONS | *ZFA (SF) |
| RESIDENTIAL | 7,835 | 493 | 7,342 |
| TOTAL | 7,835 | 493 | 7,342 |

| 80TH FLOOR DEDUCTIONS ZONE C5-1 | | | | | |
|---|---|---|---|---|---|
| USE | TYPE | No. | LENGTH | WIDTH | AREA (SF) |
| RESIDENTIAL | P | 80.1 | 4' - 8" | 5' - 5" | 25.3 |
| RESIDENTIAL | M | 80.2 | 1' - 6" | 3' - 2" | 4.8 |
| RESIDENTIAL | M | 80.3 | 4' - 11" | 7' - 7" | 37.4 |
| RESIDENTIAL | M | 80.4 | 4' - 9" | 4' - 11" | 23.2 |
| RESIDENTIAL | ST | 80.5 | 0' - 8" | 7' - 2" | 4.6 |
| RESIDENTIAL | ST | 80.6 | 0' - 8" | 34' - 3" | 22.8 |
| RESIDENTIAL | M | 80.7 | 4' - 5" | 8' - 2" | 36.5 |
| RESIDENTIAL | M | 80.8 | 2' - 7" | 3' - 3" | 8.5 |
| RESIDENTIAL | M | 80.9 | 3' - 5" | 3' - 8" | 12.5 |
| RESIDENTIAL | M | 80.10 | 1' - 3" | 2' - 10" | 3.6 |
| RESIDENTIAL | M | 80.11 | 4' - 10" | 5' - 5" | 26.3 |
| RESIDENTIAL | M | 80.12 | 2' - 1" | 3' - 11" | 8.1 |
| RESIDENTIAL | P | 80.13 | 1' - 2" | 6' - 2" | 7.2 |
| RESIDENTIAL | P | 80.14 | 1' - 0" | 9' - 11" | 9.9 |
| RESIDENTIAL | P | 80.15 | 1' - 0" | 5' - 9" | 5.8 |
| RESIDENTIAL | ST | 80.16 | 0' - 8" | 31' - 2" | 20.8 |
| RESIDENTIAL | P | 80.17 | 0' - 10" | 4' - 0" | 3.3 |
| RESIDENTIAL | P | 80.18 | 1' - 0" | 6' - 4" | 6.3 |
| RESIDENTIAL | P | 80.19 | 0' - 11" | 6' - 7" | 6.2 |
| RESIDENTIAL | P | 80.20 | 1' - 6" | 2' - 11" | 4.3 |
| RESIDENTIAL | P | 80.21 | 1' - 2" | 3' - 4" | 3.8 |
| RESIDENTIAL | M | 80.22 | 2' - 4" | 3' - 6" | 8.0 |
| RESIDENTIAL | M | 80.23 | 2' - 4" | 3' - 1" | 7.4 |
| RESIDENTIAL | M | 80.24 | 2' - 6" | 2' - 6" | 6.1 |
| RESIDENTIAL | M | 80.25 | 3' - 0" | 3' - 2" | 9.5 |
| RESIDENTIAL | M | 80.26 | 1' - 6" | 3' - 2" | 4.9 |
| RESIDENTIAL | M | 80.27 | 1' - 3" | 3' - 5" | 4.4 |
| RESIDENTIAL | M | 80.28 | 2' - 0" | 6' - 11" | 13.6 |
| RESIDENTIAL | P | 80.29 | 1' - 1" | 3' - 0" | 3.3 |
| RESIDENTIAL | E | 80.30 | 1' - 11" | 3' - 5" | 6.4 |
| RESIDENTIAL | E | 80.31 | 1' - 2" | 4' - 6" | 5.2 |
| RESIDENTIAL | E | 80.32 | 2' - 9" | 3' - 6" | 9.7 |
| RESIDENTIAL | E | 80.33 | 0' - 11" | 1' - 6" | 1.3 |
| | SUBTOTAL | | | | 361.2 |

| 80TH FLOOR DEDUCTIONS ZONE C5-3 MID | | | | | |
|---|---|---|---|---|---|
| USE | TYPE | No. | LENGTH | WIDTH | AREA (SF) |
| RESIDENTIAL | ST | 80.34 | 0' - 8" | 8' - 8" | 5.8 |
| RESIDENTIAL | M | 80.35 | 2' - 8" | 7' - 1" | 18.8 |
| RESIDENTIAL | ST | 80.36 | 0' - 8" | 1' - 6" | 1.0 |
| RESIDENTIAL | M | 80.37 | 2' - 10" | 4' - 2" | 11.7 |
| RESIDENTIAL | M | 80.38 | 2' - 3" | 3' - 11" | 8.6 |
| RESIDENTIAL | M | 80.39 | 3' - 10" | 5' - 0" | 19.0 |
| RESIDENTIAL | P | 80.40 | 1' - 6" | 4' - 11" | 7.4 |
| RESIDENTIAL | P | 80.41 | 1' - 2" | 2' - 11" | 3.4 |
| RESIDENTIAL | P | 80.42 | 1' - 0" | 9' - 0" | 9.0 |
| RESIDENTIAL | P | 80.43 | 0' - 11" | 3' - 8" | 3.2 |
| RESIDENTIAL | M | 80.44 | 1' - 4" | 1' - 6" | 2.0 |
| RESIDENTIAL | M | 80.45 | 4' - 1" | 4' - 8" | 19.1 |
| RESIDENTIAL | M | 80.46 | 2' - 6" | 3' - 2" | 8.0 |
| RESIDENTIAL | M | 80.47 | 1' - 8" | 3' - 0" | 5.0 |
| RESIDENTIAL | M | 80.48 | 2' - 4" | 3' - 9" | 8.6 |
| RESIDENTIAL | M | 80.49 | 1' - 0" | 1' - 8" | 1.6 |
| SUBTOTAL | | | | | 132.2 |

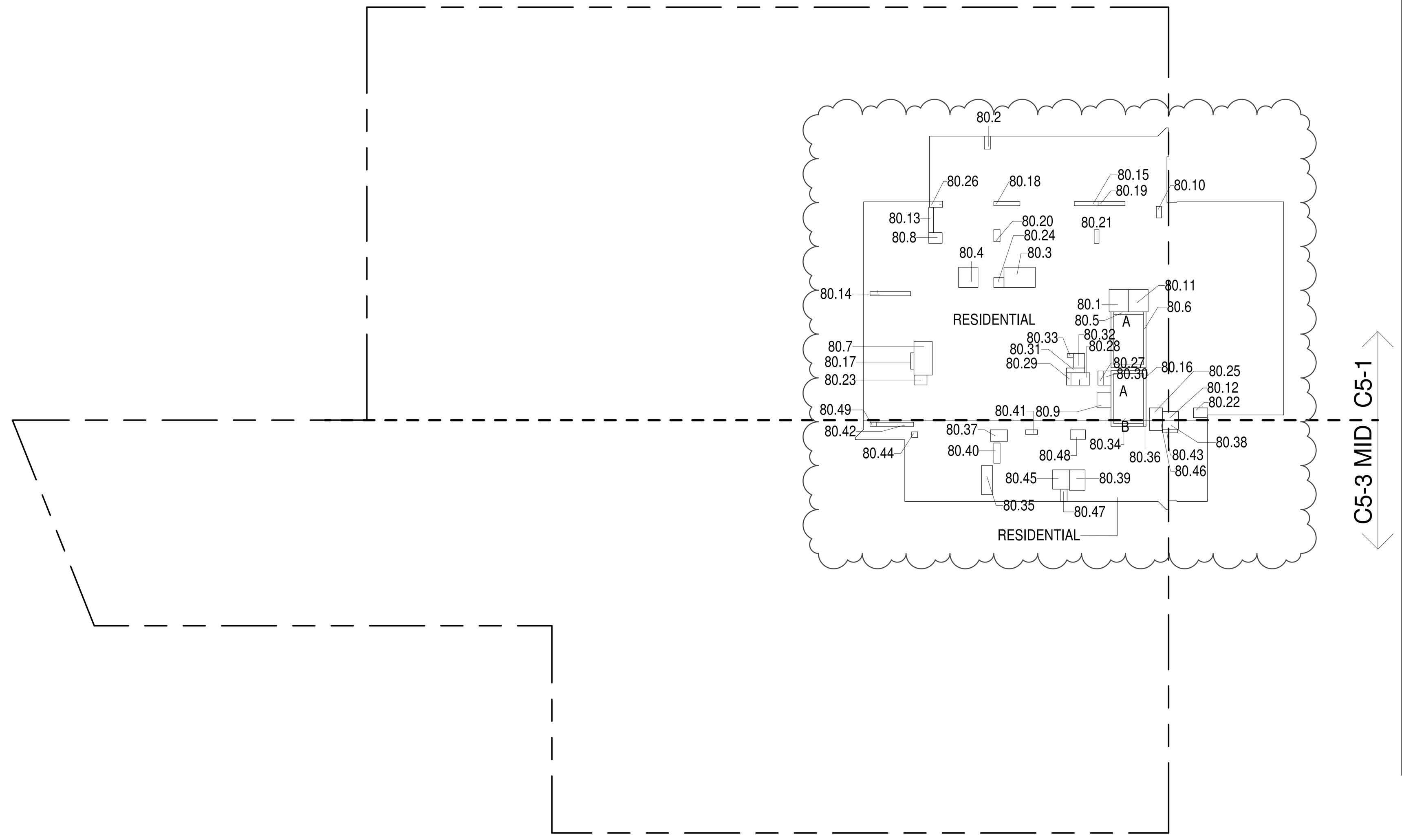


**80TH FLOOR (MFD:118TH FLOOR) GROSS FLOOR AREA PLAN AND DEDUCTIONS** (1)
3/64" = 1'-0"

# 81ST FLOOR

| 81ST FLOOR AREA CALCULATIONS ZONE C5-1 | | | | |
|---|---|---|---|---|
| USE | No. | *GFA | *DEDUCTIONS | *ZFA (SF) |
| RESIDENTIAL | | 6,329 | 361 | 5,967 |
| TOTAL | | 6,329 | 361 | 5,967 |

| 81ST FLOOR AREA CALCULATIONS ZONE C5-3 MID | | | | |
|---|---|---|---|---|
| USE | No. | *GFA | *DEDUCTIONS | *ZFA (SF) |
| RESIDENTIAL | | 1,507 | 132 | 1,374 |
| TOTAL | | 1,507 | 132 | 1,374 |

| 81ST FLOOR AREA CALCULATIONS ZONE C5-1 AND C5-3 MID | | | |
|---|---|---|---|
| USE | *GFA | *DEDUCTIONS | *ZFA (SF) |
| RESIDENTIAL | 7,835 | 493 | 7,342 |
| TOTAL | 7,835 | 493 | 7,342 |

| 81ST FLOOR DEDUCTIONS ZONE C5-1 | | | | | |
|---|---|---|---|---|---|
| USE | TYPE | No. | LENGTH | WIDTH | AREA (SF) |
| RESIDENTIAL | P | 81.1 | 4' - 8" | 5' - 5" | 25.3 |
| RESIDENTIAL | M | 81.2 | 1' - 6" | 3' - 2" | 4.8 |
| RESIDENTIAL | M | 81.3 | 4' - 11" | 7' - 7" | 37.4 |
| RESIDENTIAL | M | 81.4 | 4' - 9" | 4' - 11" | 23.2 |
| RESIDENTIAL | ST | 81.5 | 0' - 8" | 7' - 2" | 4.6 |
| RESIDENTIAL | ST | 81.6 | 0' - 8" | 34' - 3" | 22.8 |
| RESIDENTIAL | M | 81.7 | 4' - 5" | 8' - 2" | 36.5 |
| RESIDENTIAL | M | 81.8 | 2' - 7" | 3' - 3" | 8.5 |
| RESIDENTIAL | M | 81.9 | 3' - 5" | 3' - 8" | 12.5 |
| RESIDENTIAL | M | 81.10 | 1' - 3" | 2' - 10" | 3.6 |
| RESIDENTIAL | M | 81.11 | 4' - 10" | 5' - 5" | 26.3 |
| RESIDENTIAL | M | 81.12 | 2' - 1" | 3' - 11" | 8.1 |
| RESIDENTIAL | P | 81.13 | 1' - 2" | 6' - 2" | 7.2 |
| RESIDENTIAL | P | 81.14 | 1' - 0" | 9' - 11" | 9.9 |
| RESIDENTIAL | P | 81.15 | 1' - 0" | 5' - 9" | 5.8 |
| RESIDENTIAL | ST | 81.16 | 0' - 8" | 31' - 2" | 20.8 |
| RESIDENTIAL | P | 81.17 | 0' - 10" | 4' - 0" | 3.3 |
| RESIDENTIAL | P | 81.18 | 1' - 0" | 6' - 4" | 6.3 |
| RESIDENTIAL | P | 81.19 | 0' - 11" | 6' - 7" | 6.2 |
| RESIDENTIAL | P | 81.20 | 1' - 6" | 2' - 11" | 4.3 |
| RESIDENTIAL | P | 81.21 | 1' - 2" | 3' - 4" | 3.8 |
| RESIDENTIAL | M | 81.22 | 2' - 4" | 3' - 6" | 8.0 |
| RESIDENTIAL | M | 81.23 | 2' - 4" | 3' - 1" | 7.4 |
| RESIDENTIAL | M | 81.24 | 2' - 6" | 2' - 6" | 6.1 |
| RESIDENTIAL | M | 81.25 | 3' - 0" | 3' - 2" | 9.5 |
| RESIDENTIAL | M | 81.26 | 1' - 6" | 3' - 2" | 4.9 |
| RESIDENTIAL | M | 81.27 | 1' - 3" | 3' - 5" | 4.4 |
| RESIDENTIAL | M | 81.28 | 2' - 0" | 6' - 11" | 13.6 |
| RESIDENTIAL | P | 81.29 | 1' - 1" | 3' - 0" | 3.3 |
| RESIDENTIAL | E | 81.30 | 1' - 11" | 3' - 5" | 6.4 |
| RESIDENTIAL | E | 81.31 | 1' - 2" | 4' - 6" | 5.2 |
| RESIDENTIAL | E | 81.32 | 2' - 9" | 3' - 6" | 9.7 |
| RESIDENTIAL | E | 81.33 | 0' - 11" | 1' - 6" | 1.3 |
| | SUBTOTAL | | | | 361.2 |

| 81ST FLOOR DEDUCTIONS ZONE C5-3 MID | | | | | |
|---|---|---|---|---|---|
| USE | TYPE | No. | LENGTH | WIDTH | AREA (SF) |
| RESIDENTIAL | ST | 81.34 | 0' - 8" | 8' - 8" | 5.8 |
| RESIDENTIAL | M | 81.35 | 2' - 8" | 7' - 1" | 18.8 |
| RESIDENTIAL | ST | 81.36 | 0' - 8" | 1' - 6" | 1.0 |
| RESIDENTIAL | M | 81.37 | 2' - 10" | 4' - 2" | 11.7 |
| RESIDENTIAL | M | 81.38 | 2' - 3" | 3' - 11" | 8.6 |
| RESIDENTIAL | M | 81.39 | 3' - 10" | 5' - 0" | 19.0 |
| RESIDENTIAL | P | 81.40 | 1' - 6" | 4' - 11" | 7.4 |
| RESIDENTIAL | P | 81.41 | 1' - 2" | 2' - 11" | 3.4 |
| RESIDENTIAL | P | 81.42 | 1' - 0" | 9' - 0" | 9.0 |
| RESIDENTIAL | P | 81.43 | 0' - 11" | 3' - 8" | 3.2 |
| RESIDENTIAL | M | 81.44 | 1' - 4" | 1' - 6" | 2.0 |
| RESIDENTIAL | M | 81.45 | 4' - 1" | 4' - 8" | 19.1 |
| RESIDENTIAL | M | 81.46 | 2' - 6" | 3' - 2" | 8.0 |
| RESIDENTIAL | M | 81.47 | 1' - 8" | 3' - 0" | 5.0 |
| RESIDENTIAL | M | 81.48 | 2' - 4" | 3' - 9" | 8.6 |
| RESIDENTIAL | M | 81.49 | 1' - 0" | 1' - 8" | 1.6 |
| SUBTOTAL | | | | | 132.2 |

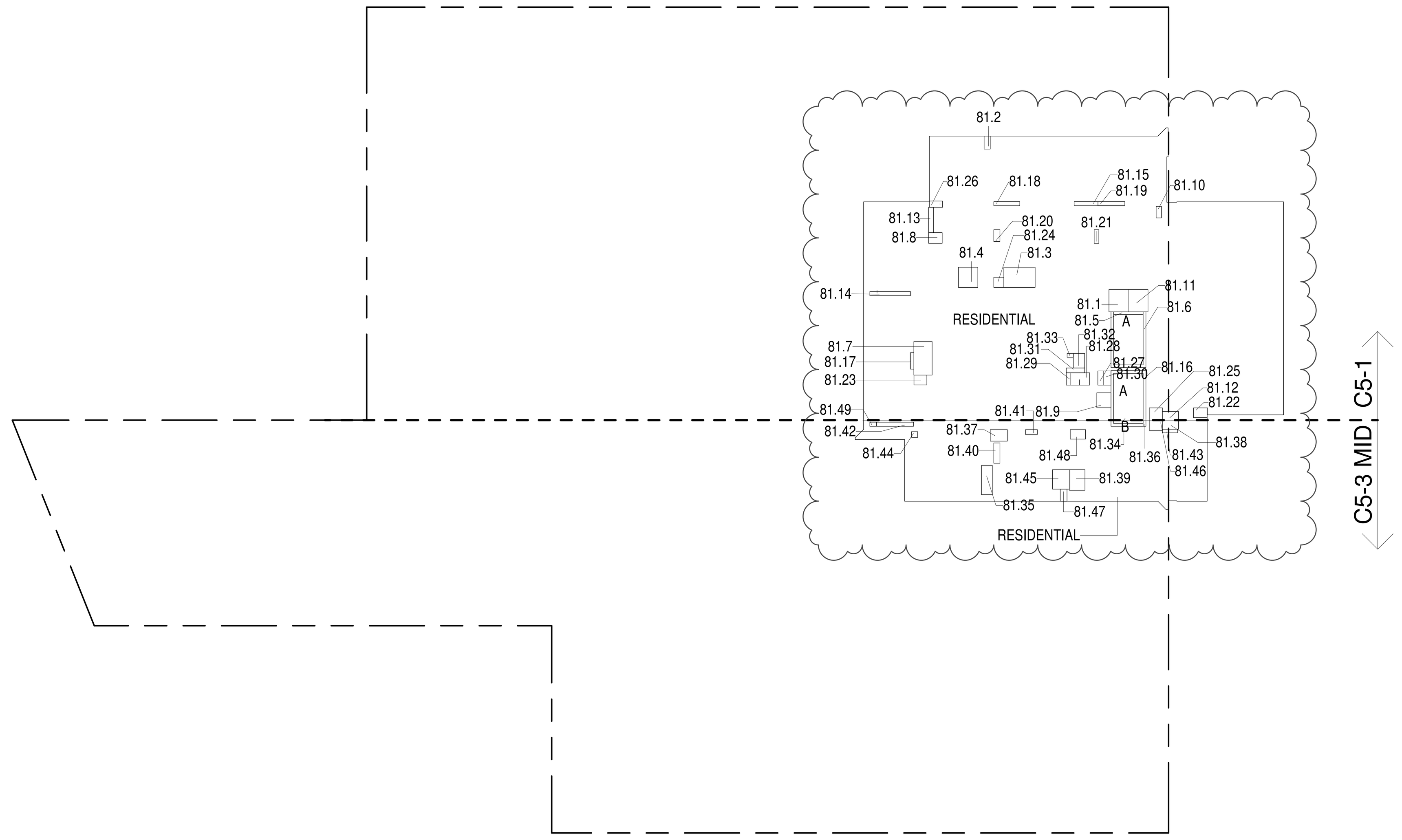


**81ST FLOOR (MFD:119TH FLOOR) GROSS FLOOR AREA PLAN AND DEDUCTIONS** (2)
3/64" = 1'-0"

# 82ND FLOOR

| 82ND FLOOR AREA CALCULATIONS ZONE C5-1 | | | | |
|---|---|---|---|---|
| USE | No. | *GFA | *DEDUCTIONS | *ZFA (SF) |
| RESIDENTIAL | | 6,329 | 361 | 5,967 |
| TOTAL | | 6,329 | 361 | 5,967 |

| 82ND FLOOR AREA CALCULATIONS ZONE C5-3 MID | | | | |
|---|---|---|---|---|
| USE | No. | *GFA | *DEDUCTIONS | *ZFA (SF) |
| RESIDENTIAL | | 1,507 | 132 | 1,374 |
| TOTAL | | 1,507 | 132 | 1,374 |

| 82ND FLOOR AREA CALCULATIONS ZONE C5-1 AND C5-3 MID | | | |
|---|---|---|---|
| USE | *GFA | *DEDUCTIONS | *ZFA (SF) |
| RESIDENTIAL | 7,835 | 493 | 7,342 |
| TOTAL | 7,835 | 493 | 7,342 |

| 82ND FLOOR DEDUCTIONS ZONE C5-1 | | | | | |
|---|---|---|---|---|---|
| USE | TYPE | No. | LENGTH | WIDTH | AREA (SF) |
| RESIDENTIAL | P | 82.1 | 4' - 8" | 5' - 5" | 25.3 |
| RESIDENTIAL | M | 82.2 | 1' - 6" | 3' - 2" | 4.8 |
| RESIDENTIAL | M | 82.3 | 4' - 11" | 7' - 7" | 37.4 |
| RESIDENTIAL | M | 82.4 | 4' - 9" | 4' - 11" | 23.2 |
| RESIDENTIAL | ST | 82.5 | 0' - 8" | 7' - 2" | 4.6 |
| RESIDENTIAL | ST | 82.6 | 0' - 8" | 34' - 3" | 22.8 |
| RESIDENTIAL | M | 82.7 | 4' - 5" | 8' - 2" | 36.5 |
| RESIDENTIAL | M | 82.8 | 2' - 7" | 3' - 3" | 8.5 |
| RESIDENTIAL | M | 82.9 | 3' - 5" | 3' - 8" | 12.5 |
| RESIDENTIAL | M | 82.10 | 1' - 3" | 2' - 10" | 3.6 |
| RESIDENTIAL | M | 82.11 | 4' - 10" | 5' - 5" | 26.3 |
| RESIDENTIAL | M | 82.12 | 2' - 1" | 3' - 11" | 8.1 |
| RESIDENTIAL | P | 82.13 | 1' - 2" | 6' - 2" | 7.2 |
| RESIDENTIAL | P | 82.14 | 1' - 0" | 9' - 11" | 9.9 |
| RESIDENTIAL | P | 82.15 | 1' - 0" | 5' - 9" | 5.8 |
| RESIDENTIAL | ST | 82.16 | 0' - 8" | 31' - 2" | 20.8 |
| RESIDENTIAL | P | 82.17 | 0' - 10" | 4' - 0" | 3.3 |
| RESIDENTIAL | P | 82.18 | 1' - 0" | 6' - 4" | 6.3 |
| RESIDENTIAL | P | 82.19 | 0' - 11" | 6' - 7" | 6.2 |
| RESIDENTIAL | P | 82.20 | 1' - 6" | 2' - 11" | 4.3 |
| RESIDENTIAL | P | 82.21 | 1' - 2" | 3' - 4" | 3.8 |
| RESIDENTIAL | M | 82.22 | 2' - 4" | 3' - 6" | 8.0 |
| RESIDENTIAL | M | 82.23 | 2' - 4" | 3' - 1" | 7.4 |
| RESIDENTIAL | M | 82.24 | 2' - 6" | 2' - 6" | 6.1 |
| RESIDENTIAL | M | 82.25 | 3' - 0" | 3' - 2" | 9.5 |
| RESIDENTIAL | M | 82.26 | 1' - 6" | 3' - 2" | 4.9 |
| RESIDENTIAL | M | 82.27 | 1' - 3" | 3' - 5" | 4.4 |
| RESIDENTIAL | M | 82.28 | 2' - 0" | 6' - 11" | 13.6 |
| RESIDENTIAL | P | 82.29 | 1' - 1" | 3' - 0" | 3.3 |
| RESIDENTIAL | E | 82.30 | 1' - 11" | 3' - 5" | 6.4 |
| RESIDENTIAL | E | 82.31 | 1' - 2" | 4' - 6" | 5.2 |
| RESIDENTIAL | E | 82.32 | 2' - 9" | 3' - 6" | 9.7 |
| RESIDENTIAL | E | 82.33 | 0' - 11" | 1' - 6" | 1.3 |
| | SUBTOTAL | | | | 361.2 |

| 82ND FLOOR DEDUCTIONS ZONE C5-3 MID | | | | | |
|---|---|---|---|---|---|
| USE | TYPE | No. | LENGTH | WIDTH | AREA (SF) |
| RESIDENTIAL | ST | 82.34 | 0' - 8" | 8' - 8" | 5.8 |
| RESIDENTIAL | M | 82.35 | 2' - 8" | 7' - 1" | 18.8 |
| RESIDENTIAL | ST | 82.36 | 0' - 8" | 1' - 6" | 1.0 |
| RESIDENTIAL | M | 82.37 | 2' - 10" | 4' - 2" | 11.7 |
| RESIDENTIAL | M | 82.38 | 2' - 3" | 3' - 11" | 8.6 |
| RESIDENTIAL | M | 82.39 | 3' - 10" | 5' - 0" | 19.0 |
| RESIDENTIAL | P | 82.40 | 1' - 6" | 4' - 11" | 7.4 |
| RESIDENTIAL | P | 82.41 | 1' - 2" | 2' - 11" | 3.4 |
| RESIDENTIAL | P | 82.42 | 1' - 0" | 9' - 0" | 9.0 |
| RESIDENTIAL | P | 82.43 | 0' - 11" | 3' - 8" | 3.2 |
| RESIDENTIAL | M | 82.44 | 1' - 4" | 1' - 6" | 2.0 |
| RESIDENTIAL | M | 82.45 | 4' - 1" | 4' - 8" | 19.1 |
| RESIDENTIAL | M | 82.46 | 2' - 6" | 3' - 2" | 8.0 |
| RESIDENTIAL | M | 82.47 | 1' - 8" | 3' - 0" | 5.0 |
| RESIDENTIAL | M | 82.48 | 2' - 4" | 3' - 9" | 8.6 |
| RESIDENTIAL | M | 82.49 | 1' - 0" | 1' - 8" | 1.6 |
| SUBTOTAL | | | | | 132.2 |

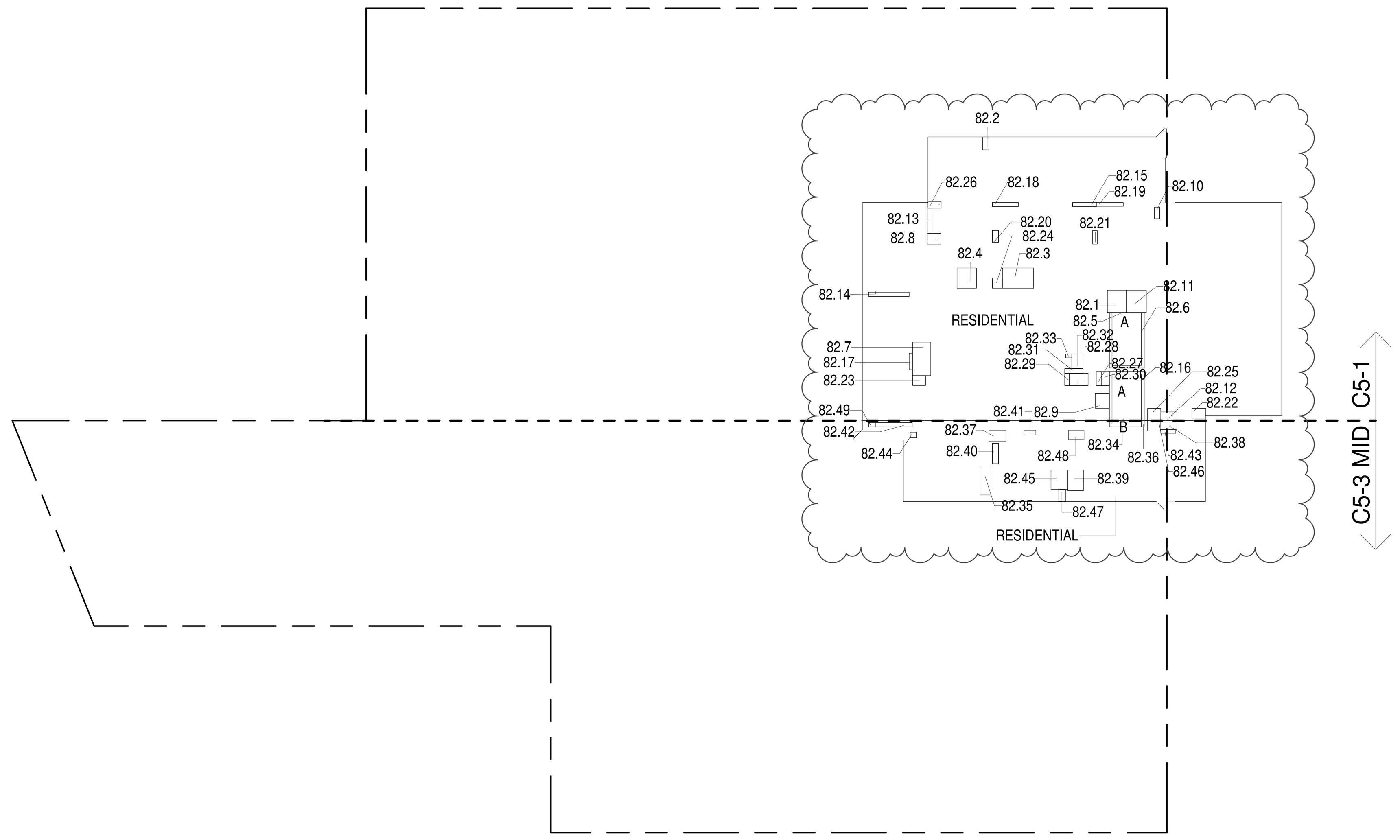


**82ND FLOOR (MFD:120TH FLOOR) GROSS FLOOR AREA PLAN AND DEDUCTIONS** (3)
3/64" = 1'-0"

ZONING AND DEDUCT LEGEND

- DEDUCTIONS
- M - MECHANICAL ROOM / RISER
- E - ELECTRICAL SHAFT / RISER
- P - PLUMBING RISER
- BG - BELOW GRADE
- O - OPENING TO BELOW
- L - LOADING BAYS
- ST - 44" RESI STAIR SHAFT (INCLUDING 8" PERIMETER)
- G - GAP FROM ADJACENT BUILDING
- DEVELOPMENT LOT LINE

* WHERE APPLICABLE, DOCUMENTED AND CALCULATED AREAS HAVE BEEN ROUNDED TO ITS NEXT SIGNIFICANT DIGIT.

** LENGTH AND WIDTH DIMENSIONS FOR COMPLEX SHAPES HAVE BEEN SIMPLIFIED TO ILLUSTRATE ONLY LARGEST OVERALL DIMENSION RESPECTIVELY. AREA DOCUMENTED IS THE EXACT AREA OF THE COMPLEX SHAPE

*** ELECTRICAL DEDUCTIONS ARE ONLY FOR ELECTRICAL RISERS. AND CLOSETS. NO DEDUCTIONS TAKEN FOR TELEPHONE CLOSETS


DEPT OF BLDGS 121328205 Job Number
ES250695223 Scan Code


KEY PLAN:

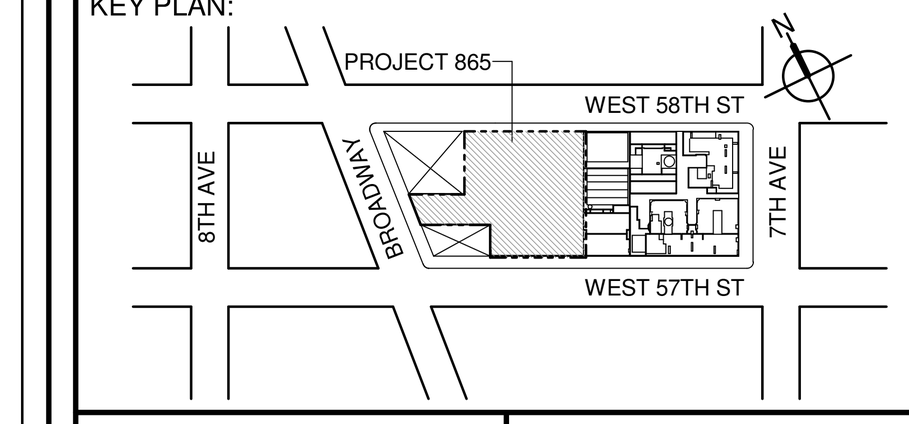


PROJECT NORTH | TRUE NORTH


DEVELOPER:
***EXTELL DEVELOPMENT COMPANY***
805 THIRD AVENUE, 7TH FLOOR
New York, NY 10022 USA
TEL: 212 712 6000 FAX: 212 712 6100

DESIGN ARCHITECT: Base Building Shell & Core
***ADRIAN SMITH + GORDON GILL ARCHITECTURE***
111 WEST MONROE STREET SUITE 2300
CHICAGO IL 60603
TEL: 312 920 1888 FAX: 312 920 1775

ARCHITECT OF RECORD: Base Building Shell & Core
***AAI ARCHITECTS, P.C.***
401 Wellington St. W., 3rd Floor
Toronto, ON M5V 1E7 Canada
TEL: 416 967 1500 FAX: 416 967 7150

STRUCTURAL ENGINEERS:
***WSP CANTOR SEINUK***
228 EAST 45th Street
New York, NY 10017 USA
TEL: 212 687 9888 FAX: 646 487 5501

MEP ENGINEERS:
***AKF GROUP***
1501 Broadway
New York, NY 10036 USA
TEL: 212 354 5656 FAX: 212 354 5668

GEOTECHNICAL ENGINEERS:
***Langan Engineering & Environmental Services***
21 Penn Plaza - 360 West 31st Street, 8th Floor
New York, NY 10001-2727
TEL: 212 479 5400 FAX: 212 479 5444

CODE CONSULTANTS:
***Construction Consulting Associates***
100 Church Street
New York, NY 10007
TEL: 212 385 1818 FAX: 212 385 1911

CURTAINWALL CONSULTANT:
***AJLP Consulting***
40 Worth Street. Suite 826
New York, NY 10013
TEL: 212 757 5659 FAX: 646 219 8508

LANDMARK/PRESERVATION CONSULTANT:
***Higgins Quasebarth & Partners LLC***
11 Hanover Square, 16th Floor
New York, NY 1005
TEL: 212 274 9468 FAX: 646 274 9380

LANDMARK/PRESERVATION CONSULTANT:
***Jan Hird Pokorny Associates, Inc.***
39 West 37th Street, 12A
New York, NY 10018
TEL: 212 759 6462 FAX: 212 759 6540


| No. | DESCRIPTION: | DATE: |
|---|---|---|
| 1 | D.O.B. SUBMISSION | 05 DEC 14 |
| 2 | D.O.B. SUBMISSION | 18 FEB 15 |
| | D.O.B. SUBMISSION | 27 APR 14 |
| | D.O.B. AMENDMENT 2 | 21 SEP 15 |
| | D.O.B. AMENDMENT 3 | 03 OCT 16 |

0 10' - 8" 21' - 4" 42' - 8"

## D.O.B. SUBMISSION


Discrepancies must be reported immediately to the Architect before proceeding. Only figured dimensions are to be used. Contractors must check all dimensions on site. This drawing is protected by copyright.


ALL DIMENSIONS ARE SHOWN IN IMPERIAL.

CONSULTANT:
AAI ARCHITECTS, P.C.

PROJECT:
**217 WEST 57TH STREET**
NEW YORK, NY

DRAWING TITLE:
ZONING FLOOR AREA PLAN AND DEDUCTIONS
80TH, 81ST, 82ND FLOOR

SEAL & SIGNATURE: REGISTERED ARCHITECT WIEPKE DAVID JANSEN No. 028881 STATE OF NEW YORK

| DATE: | 05 DEC 14 |
|---|---|
| PROJECT No: | 1216-00 |
| DRAWN: Author | REV: 2 |
| CHK: Checker | |
| SCALE: 3/64" = 1'-0" | |
| DWG No: | Z-035.02 |
| DOB PAGE No: | 32 of 454 |

DOB EMPLOYEE STAMP: | DOB B-SCAN:

36" x 48" Arch E -SHEET SIZE

FILE NAME:
PLOT DATE: 10/14/2016 2:02:39 PM

| 83RD FLOOR AREA CALCULATIONS | | | | |
|---|---|---|---|---|
| ZONE C5-1 | | | | |
| USE | No. | *GFA | *DEDUCTIONS | *ZFA (SF) |
| RESIDENTIAL | | 6,329 | 361 | 5,967 |
| TOTAL | | 6,329 | 361 | 5,967 |

| 83RD FLOOR AREA CALCULATIONS | | | | |
|---|---|---|---|---|
| ZONE C5-3 MID | | | | |
| USE | No. | *GFA | *DEDUCTIONS | *ZFA (SF) |
| RESIDENTIAL | | 1,507 | 132 | 1,374 |
| TOTAL | | 1,507 | 132 | 1,374 |

| 83RD FLOOR AREA CALCULATIONS | | | |
|---|---|---|---|
| ZONE C5-1 AND C5-3 MID | | | |
| USE | *GFA | *DEDUCTIONS | *ZFA (SF) |
| RESIDENTIAL | 7,835 | 493 | 7,342 |
| TOTAL | 7,835 | 493 | 7,342 |

| 83RD FLOOR DEDUCTIONS | | | | | |
|---|---|---|---|---|---|
| ZONE C5-1 | | | | | |
| USE | TYPE | No. | LENGTH | WIDTH | AREA (SF) |
| RESIDENTIAL | P | 83.1 | 4' - 8" | 5' - 5" | 25.3 |
| RESIDENTIAL | M | 83.2 | 1' - 6" | 3' - 2" | 4.8 |
| RESIDENTIAL | M | 83.3 | 4' - 11" | 7' - 7" | 37.4 |
| RESIDENTIAL | M | 83.4 | 4' - 9" | 4' - 11" | 23.2 |
| RESIDENTIAL | ST | 83.5 | 0' - 8" | 7' - 2" | 4.6 |
| RESIDENTIAL | ST | 83.6 | 0' - 8" | 34' - 3" | 22.8 |
| RESIDENTIAL | M | 83.7 | 4' - 5" | 8' - 2" | 36.5 |
| RESIDENTIAL | M | 83.8 | 2' - 7" | 3' - 3" | 8.5 |
| RESIDENTIAL | M | 83.9 | 3' - 5" | 3' - 8" | 12.5 |
| RESIDENTIAL | M | 83.10 | 1' - 3" | 2' - 10" | 3.6 |
| RESIDENTIAL | M | 83.11 | 4' - 10" | 5' - 5" | 26.3 |
| RESIDENTIAL | M | 83.12 | 2' - 1" | 3' - 11" | 8.1 |
| RESIDENTIAL | P | 83.13 | 1' - 2" | 6' - 2" | 7.2 |
| RESIDENTIAL | P | 83.14 | 1' - 0" | 9' - 11" | 9.9 |
| RESIDENTIAL | P | 83.15 | 1' - 0" | 5' - 9" | 5.8 |
| RESIDENTIAL | ST | 83.16 | 0' - 8" | 31' - 2" | 20.8 |
| RESIDENTIAL | P | 83.17 | 0' - 10" | 4' - 0" | 3.3 |
| RESIDENTIAL | P | 83.18 | 1' - 0" | 6' - 4" | 6.3 |
| RESIDENTIAL | P | 83.19 | 0' - 11" | 6' - 7" | 6.2 |
| RESIDENTIAL | P | 83.20 | 1' - 6" | 2' - 11" | 4.3 |
| RESIDENTIAL | P | 83.21 | 1' - 2" | 3' - 4" | 3.8 |
| RESIDENTIAL | M | 83.22 | 2' - 4" | 3' - 6" | 8.0 |
| RESIDENTIAL | M | 83.23 | 2' - 4" | 3' - 1" | 7.4 |
| RESIDENTIAL | M | 83.24 | 2' - 6" | 2' - 6" | 6.1 |
| RESIDENTIAL | M | 83.25 | 3' - 0" | 3' - 2" | 9.5 |
| RESIDENTIAL | M | 83.26 | 1' - 6" | 3' - 2" | 4.9 |
| RESIDENTIAL | M | 83.27 | 1' - 3" | 3' - 5" | 4.4 |
| RESIDENTIAL | M | 83.28 | 2' - 0" | 6' - 11" | 13.6 |
| RESIDENTIAL | P | 83.29 | 1' - 1" | 3' - 0" | 3.3 |
| RESIDENTIAL | E | 83.30 | 1' - 11" | 3' - 5" | 6.4 |
| RESIDENTIAL | E | 83.31 | 1' - 2" | 4' - 6" | 5.2 |
| RESIDENTIAL | E | 83.32 | 2' - 9" | 3' - 6" | 9.7 |
| RESIDENTIAL | E | 83.33 | 0' - 11" | 1' - 6" | 1.3 |
| | SUBTOTAL | | | | 361.2 |

| 83RD FLOOR DEDUCTIONS | | | | | |
|---|---|---|---|---|---|
| ZONE C5-3 MID | | | | | |
| USE | TYPE | No. | LENGTH | WIDTH | AREA (SF) |
| RESIDENTIAL | ST | 83.34 | 0' - 8" | 8' - 8" | 5.8 |
| RESIDENTIAL | M | 83.35 | 2' - 8" | 7' - 1" | 18.8 |
| RESIDENTIAL | ST | 83.36 | 0' - 8" | 1' - 6" | 1.0 |
| RESIDENTIAL | M | 83.37 | 2' - 10" | 4' - 2" | 11.7 |
| RESIDENTIAL | M | 83.38 | 2' - 3" | 3' - 11" | 8.6 |
| RESIDENTIAL | M | 83.39 | 3' - 10" | 5' - 0" | 19.0 |
| RESIDENTIAL | P | 83.40 | 1' - 6" | 4' - 11" | 7.4 |
| RESIDENTIAL | P | 83.41 | 1' - 2" | 2' - 11" | 3.4 |
| RESIDENTIAL | P | 83.42 | 1' - 0" | 9' - 0" | 9.0 |
| RESIDENTIAL | P | 83.43 | 0' - 11" | 3' - 8" | 3.2 |
| RESIDENTIAL | M | 83.44 | 1' - 4" | 1' - 6" | 2.0 |
| RESIDENTIAL | M | 83.45 | 4' - 1" | 4' - 8" | 19.1 |
| RESIDENTIAL | M | 83.46 | 2' - 6" | 3' - 2" | 8.0 |
| RESIDENTIAL | M | 83.47 | 1' - 8" | 3' - 0" | 5.0 |
| RESIDENTIAL | M | 83.48 | 2' - 4" | 3' - 9" | 8.6 |
| RESIDENTIAL | M | 83.49 | 1' - 0" | 1' - 8" | 1.6 |
| SUBTOTAL | | | | | 132.2 |

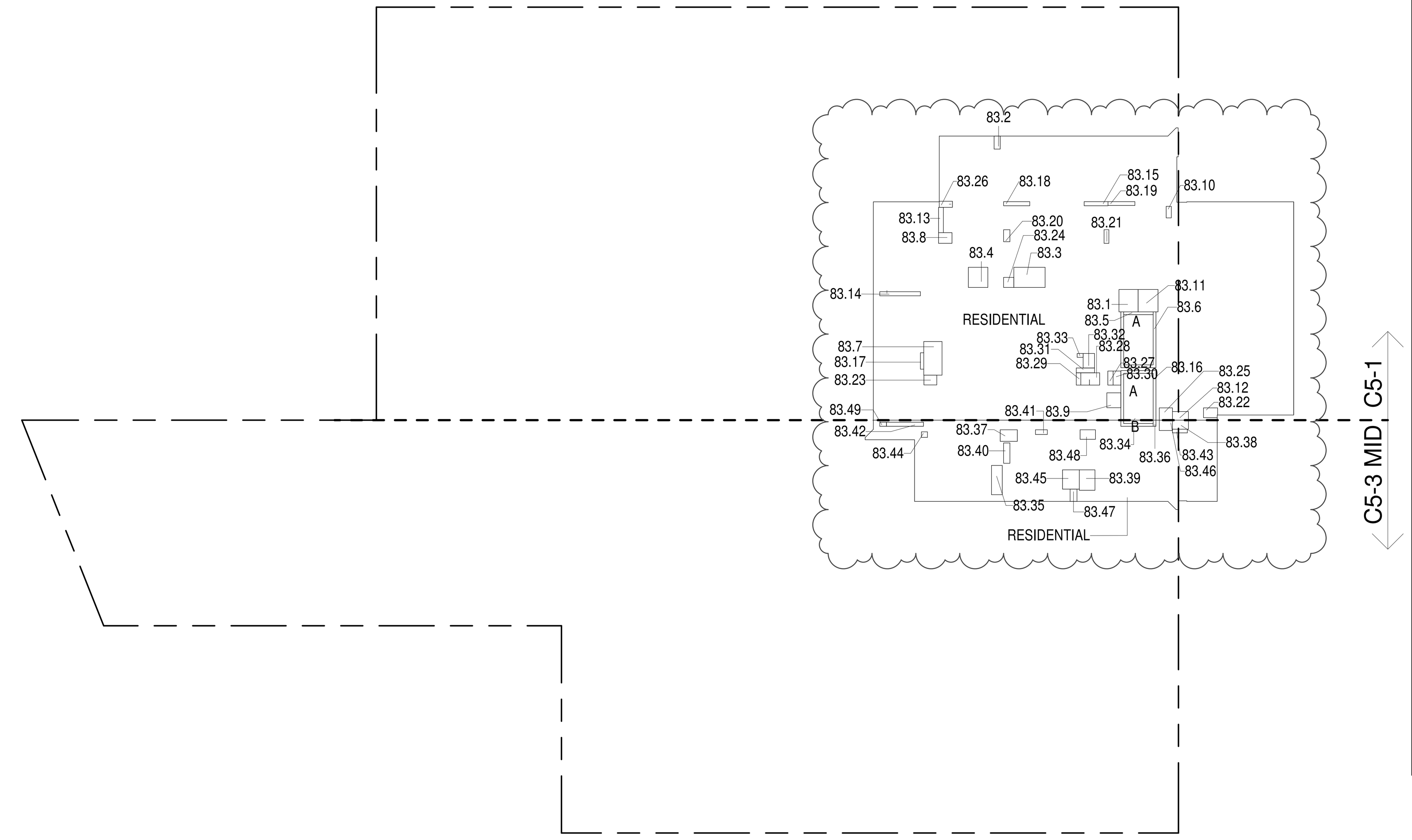


**83RD FLOOR (MFD:121ST FLOOR) GROSS FLOOR AREA PLAN AND DEDUCTIONS** (1)
3/64" = 1'-0"

| 84TH FLOOR AREA CALCULATIONS | | | | |
|---|---|---|---|---|
| ZONE C5-1 | | | | |
| USE | No. | *GFA | *DEDUCTIONS | *ZFA (SF) |
| RESIDENTIAL | | 6,329 | 361 | 5,967 |
| TOTAL | | 6,329 | 361 | 5,967 |

| 84TH FLOOR AREA CALCULATIONS | | | | |
|---|---|---|---|---|
| ZONE C5-3 MID | | | | |
| USE | No. | *GFA | *DEDUCTIONS | *ZFA (SF) |
| RESIDENTIAL | | 1,507 | 132 | 1,374 |
| TOTAL | | 1,507 | 132 | 1,374 |

| 84TH FLOOR AREA CALCULATIONS | | | |
|---|---|---|---|
| ZONE C5-1 AND C5-3 MID | | | |
| USE | *GFA | *DEDUCTIONS | *ZFA (SF) |
| RESIDENTIAL | 7,835 | 493 | 7,342 |
| TOTAL | 7,835 | 493 | 7,342 |

| 84TH FLOOR DEDUCTIONS | | | | | |
|---|---|---|---|---|---|
| ZONE C5-1 | | | | | |
| USE | TYPE | No. | LENGTH | WIDTH | AREA (SF) |
| RESIDENTIAL | P | 84.1 | 4' - 8" | 5' - 5" | 25.3 |
| RESIDENTIAL | M | 84.2 | 1' - 6" | 3' - 2" | 4.8 |
| RESIDENTIAL | M | 84.3 | 4' - 11" | 7' - 7" | 37.4 |
| RESIDENTIAL | M | 84.4 | 4' - 9" | 4' - 11" | 23.2 |
| RESIDENTIAL | ST | 84.5 | 0' - 8" | 7' - 2" | 4.6 |
| RESIDENTIAL | ST | 84.6 | 0' - 8" | 34' - 3" | 22.8 |
| RESIDENTIAL | M | 84.7 | 4' - 5" | 8' - 2" | 36.5 |
| RESIDENTIAL | M | 84.8 | 2' - 7" | 3' - 3" | 8.5 |
| RESIDENTIAL | M | 84.9 | 3' - 5" | 3' - 8" | 12.5 |
| RESIDENTIAL | M | 84.10 | 1' - 3" | 2' - 10" | 3.6 |
| RESIDENTIAL | M | 84.11 | 4' - 10" | 5' - 5" | 26.3 |
| RESIDENTIAL | M | 84.12 | 2' - 1" | 3' - 11" | 8.1 |
| RESIDENTIAL | P | 84.13 | 1' - 2" | 6' - 2" | 7.2 |
| RESIDENTIAL | P | 84.14 | 1' - 0" | 9' - 11" | 9.9 |
| RESIDENTIAL | P | 84.15 | 1' - 0" | 5' - 9" | 5.8 |
| RESIDENTIAL | ST | 84.16 | 0' - 8" | 31' - 2" | 20.8 |
| RESIDENTIAL | P | 84.17 | 0' - 10" | 4' - 0" | 3.3 |
| RESIDENTIAL | P | 84.18 | 1' - 0" | 6' - 4" | 6.3 |
| RESIDENTIAL | P | 84.19 | 0' - 11" | 6' - 7" | 6.2 |
| RESIDENTIAL | P | 84.20 | 1' - 6" | 2' - 11" | 4.3 |
| RESIDENTIAL | P | 84.21 | 1' - 2" | 3' - 4" | 3.8 |
| RESIDENTIAL | M | 84.22 | 2' - 4" | 3' - 6" | 8.0 |
| RESIDENTIAL | M | 84.23 | 2' - 4" | 3' - 1" | 7.4 |
| RESIDENTIAL | M | 84.24 | 2' - 6" | 2' - 6" | 6.1 |
| RESIDENTIAL | M | 84.25 | 3' - 0" | 3' - 2" | 9.5 |
| RESIDENTIAL | M | 84.26 | 1' - 6" | 3' - 2" | 4.9 |
| RESIDENTIAL | M | 84.27 | 1' - 3" | 3' - 5" | 4.4 |
| RESIDENTIAL | M | 84.28 | 2' - 0" | 6' - 11" | 13.6 |
| RESIDENTIAL | P | 84.29 | 1' - 1" | 3' - 0" | 3.3 |
| RESIDENTIAL | E | 84.30 | 1' - 11" | 3' - 5" | 6.4 |
| RESIDENTIAL | E | 84.31 | 1' - 2" | 4' - 6" | 5.2 |
| RESIDENTIAL | E | 84.32 | 2' - 9" | 3' - 6" | 9.7 |
| RESIDENTIAL | E | 84.33 | 0' - 11" | 1' - 6" | 1.3 |
| | SUBTOTAL | | | | 361.2 |

| 84TH FLOOR DEDUCTIONS | | | | | |
|---|---|---|---|---|---|
| ZONE C5-3 MID | | | | | |
| USE | TYPE | No. | LENGTH | WIDTH | AREA (SF) |
| RESIDENTIAL | ST | 84.34 | 0' - 8" | 8' - 8" | 5.8 |
| RESIDENTIAL | M | 84.35 | 2' - 8" | 7' - 1" | 18.8 |
| RESIDENTIAL | ST | 84.36 | 0' - 8" | 1' - 6" | 1.0 |
| RESIDENTIAL | M | 84.37 | 2' - 10" | 4' - 2" | 11.7 |
| RESIDENTIAL | M | 84.38 | 2' - 3" | 3' - 11" | 8.6 |
| RESIDENTIAL | M | 84.39 | 3' - 10" | 5' - 0" | 19.0 |
| RESIDENTIAL | P | 84.40 | 1' - 6" | 4' - 11" | 7.4 |
| RESIDENTIAL | P | 84.41 | 1' - 2" | 2' - 11" | 3.4 |
| RESIDENTIAL | P | 84.42 | 1' - 0" | 9' - 0" | 9.0 |
| RESIDENTIAL | P | 84.43 | 0' - 11" | 3' - 8" | 3.2 |
| RESIDENTIAL | M | 84.44 | 1' - 4" | 1' - 6" | 2.0 |
| RESIDENTIAL | M | 84.45 | 4' - 1" | 4' - 8" | 19.1 |
| RESIDENTIAL | M | 84.46 | 2' - 6" | 3' - 2" | 8.0 |
| RESIDENTIAL | M | 84.47 | 1' - 8" | 3' - 0" | 5.0 |
| RESIDENTIAL | M | 84.48 | 2' - 4" | 3' - 9" | 8.6 |
| RESIDENTIAL | M | 84.49 | 1' - 0" | 1' - 8" | 1.6 |
| SUBTOTAL | | | | | 132.2 |

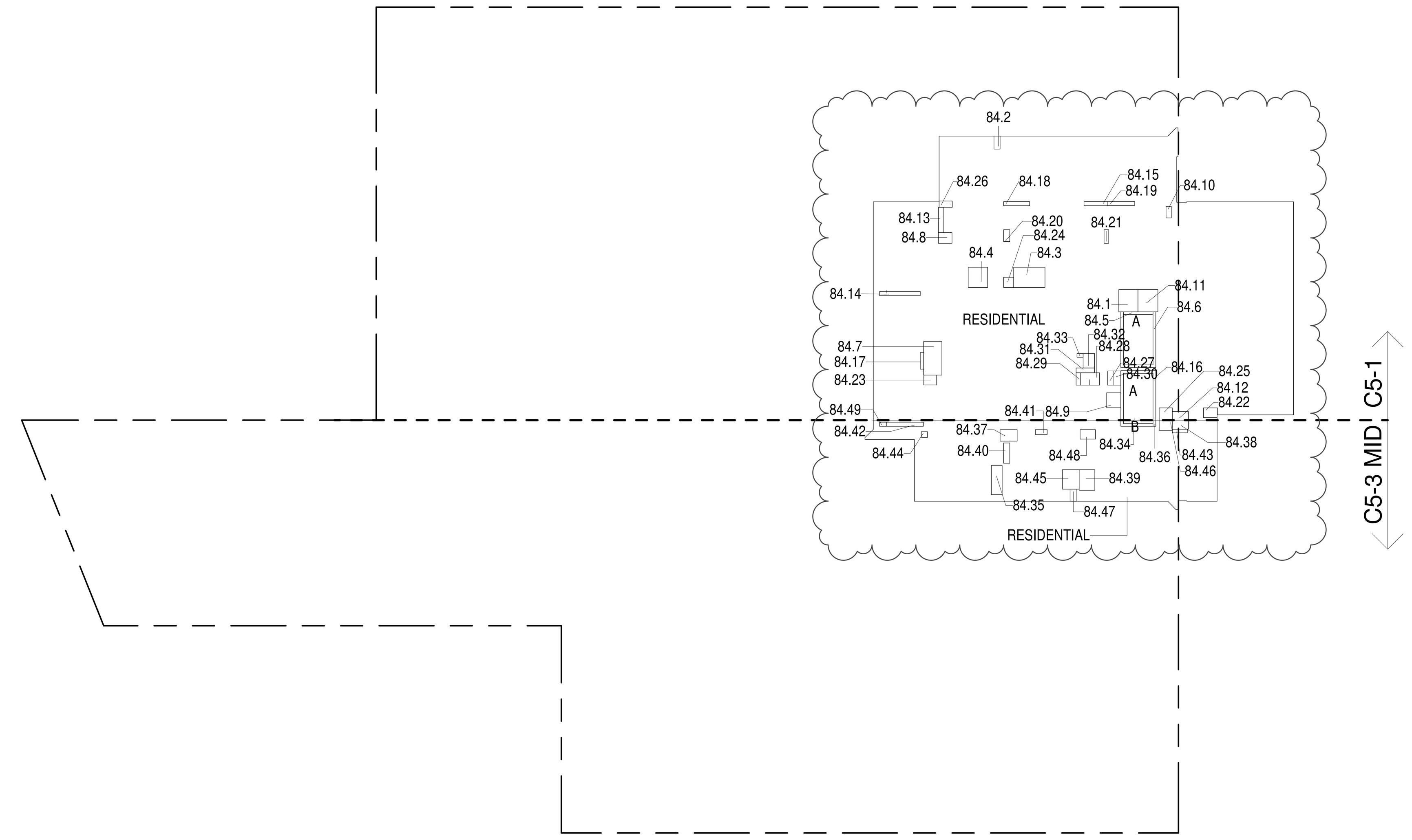


**84TH FLOOR (MFD:122ND FLOOR) GROSS FLOOR AREA PLAN AND DEDUCTIONS** (2)
3/64" = 1'-0"

| 85TH FLOOR AREA CALCULATIONS | | | | |
|---|---|---|---|---|
| ZONE C5-1 | | | | |
| USE | No. | *GFA | *DEDUCTIONS | *ZFA (SF) |
| RESIDENTIAL | | 6,329 | 361 | 5,967 |
| TOTAL | | 6,329 | 361 | 5,967 |

| 85TH FLOOR AREA CALCULATIONS | | | | |
|---|---|---|---|---|
| ZONE C5-3 MID | | | | |
| USE | No. | *GFA | *DEDUCTIONS | *ZFA (SF) |
| RESIDENTIAL | | 1,507 | 132 | 1,374 |
| TOTAL | | 1,507 | 132 | 1,374 |

| 85TH FLOOR AREA CALCULATIONS | | | |
|---|---|---|---|
| ZONE C5-1 AND C5-3 MID | | | |
| USE | *GFA | *DEDUCTIONS | *ZFA (SF) |
| RESIDENTIAL | 7,835 | 493 | 7,342 |
| TOTAL | 7,835 | 493 | 7,342 |

| 85TH FLOOR DEDUCTIONS | | | | | |
|---|---|---|---|---|---|
| ZONE C5-1 | | | | | |
| USE | TYPE | No. | LENGTH | WIDTH | AREA (SF) |
| RESIDENTIAL | P | 85.1 | 4' - 8" | 5' - 5" | 25.3 |
| RESIDENTIAL | M | 85.2 | 1' - 6" | 3' - 2" | 4.8 |
| RESIDENTIAL | M | 85.3 | 4' - 11" | 7' - 7" | 37.4 |
| RESIDENTIAL | M | 85.4 | 4' - 9" | 4' - 11" | 23.2 |
| RESIDENTIAL | ST | 85.5 | 0' - 8" | 7' - 2" | 4.6 |
| RESIDENTIAL | ST | 85.6 | 0' - 8" | 34' - 3" | 22.8 |
| RESIDENTIAL | M | 85.7 | 4' - 5" | 8' - 2" | 36.5 |
| RESIDENTIAL | M | 85.8 | 2' - 7" | 3' - 3" | 8.5 |
| RESIDENTIAL | M | 85.9 | 3' - 5" | 3' - 8" | 12.5 |
| RESIDENTIAL | M | 85.10 | 1' - 3" | 2' - 10" | 3.6 |
| RESIDENTIAL | M | 85.11 | 4' - 10" | 5' - 5" | 26.3 |
| RESIDENTIAL | M | 85.12 | 2' - 1" | 3' - 11" | 8.1 |
| RESIDENTIAL | P | 85.13 | 1' - 2" | 6' - 2" | 7.2 |
| RESIDENTIAL | P | 85.14 | 1' - 0" | 9' - 11" | 9.9 |
| RESIDENTIAL | P | 85.15 | 1' - 0" | 5' - 9" | 5.8 |
| RESIDENTIAL | ST | 85.16 | 0' - 8" | 31' - 2" | 20.8 |
| RESIDENTIAL | P | 85.17 | 0' - 10" | 4' - 0" | 3.3 |
| RESIDENTIAL | P | 85.18 | 1' - 0" | 6' - 4" | 6.3 |
| RESIDENTIAL | P | 85.19 | 0' - 11" | 6' - 7" | 6.2 |
| RESIDENTIAL | P | 85.20 | 1' - 6" | 2' - 11" | 4.3 |
| RESIDENTIAL | P | 85.21 | 1' - 2" | 3' - 4" | 3.8 |
| RESIDENTIAL | M | 85.22 | 2' - 4" | 3' - 6" | 8.0 |
| RESIDENTIAL | M | 85.23 | 2' - 4" | 3' - 1" | 7.4 |
| RESIDENTIAL | M | 85.24 | 2' - 6" | 2' - 6" | 6.1 |
| RESIDENTIAL | M | 85.25 | 3' - 0" | 3' - 2" | 9.5 |
| RESIDENTIAL | M | 85.26 | 1' - 6" | 3' - 2" | 4.9 |
| RESIDENTIAL | M | 85.27 | 1' - 3" | 3' - 5" | 4.4 |
| RESIDENTIAL | M | 85.28 | 2' - 0" | 6' - 11" | 13.6 |
| RESIDENTIAL | P | 85.29 | 1' - 1" | 3' - 0" | 3.3 |
| RESIDENTIAL | E | 85.30 | 1' - 11" | 3' - 5" | 6.4 |
| RESIDENTIAL | E | 85.31 | 1' - 2" | 4' - 6" | 5.2 |
| RESIDENTIAL | E | 85.32 | 2' - 9" | 3' - 6" | 9.7 |
| RESIDENTIAL | E | 85.33 | 0' - 11" | 1' - 6" | 1.3 |
| | SUBTOTAL | | | | 361.2 |

| 85TH FLOOR DEDUCTIONS | | | | | |
|---|---|---|---|---|---|
| ZONE C5-3 MID | | | | | |
| USE | TYPE | No. | LENGTH | WIDTH | AREA (SF) |
| RESIDENTIAL | ST | 85.34 | 0' - 8" | 8' - 8" | 5.8 |
| RESIDENTIAL | M | 85.35 | 2' - 8" | 7' - 1" | 18.8 |
| RESIDENTIAL | ST | 85.36 | 0' - 8" | 1' - 6" | 1.0 |
| RESIDENTIAL | M | 85.37 | 2' - 10" | 4' - 2" | 11.7 |
| RESIDENTIAL | M | 85.38 | 2' - 3" | 3' - 11" | 8.6 |
| RESIDENTIAL | M | 85.39 | 3' - 10" | 5' - 0" | 19.0 |
| RESIDENTIAL | P | 85.40 | 1' - 6" | 4' - 11" | 7.4 |
| RESIDENTIAL | P | 85.41 | 1' - 2" | 2' - 11" | 3.4 |
| RESIDENTIAL | P | 85.42 | 1' - 0" | 9' - 0" | 9.0 |
| RESIDENTIAL | P | 85.43 | 0' - 11" | 3' - 8" | 3.2 |
| RESIDENTIAL | M | 85.44 | 1' - 4" | 1' - 6" | 2.0 |
| RESIDENTIAL | M | 85.45 | 4' - 1" | 4' - 8" | 19.1 |
| RESIDENTIAL | M | 85.46 | 2' - 6" | 3' - 2" | 8.0 |
| RESIDENTIAL | M | 85.47 | 1' - 8" | 3' - 0" | 5.0 |
| RESIDENTIAL | M | 85.48 | 2' - 4" | 3' - 9" | 8.6 |
| RESIDENTIAL | M | 85.49 | 1' - 0" | 1' - 8" | 1.6 |
| SUBTOTAL | | | | | 132.2 |

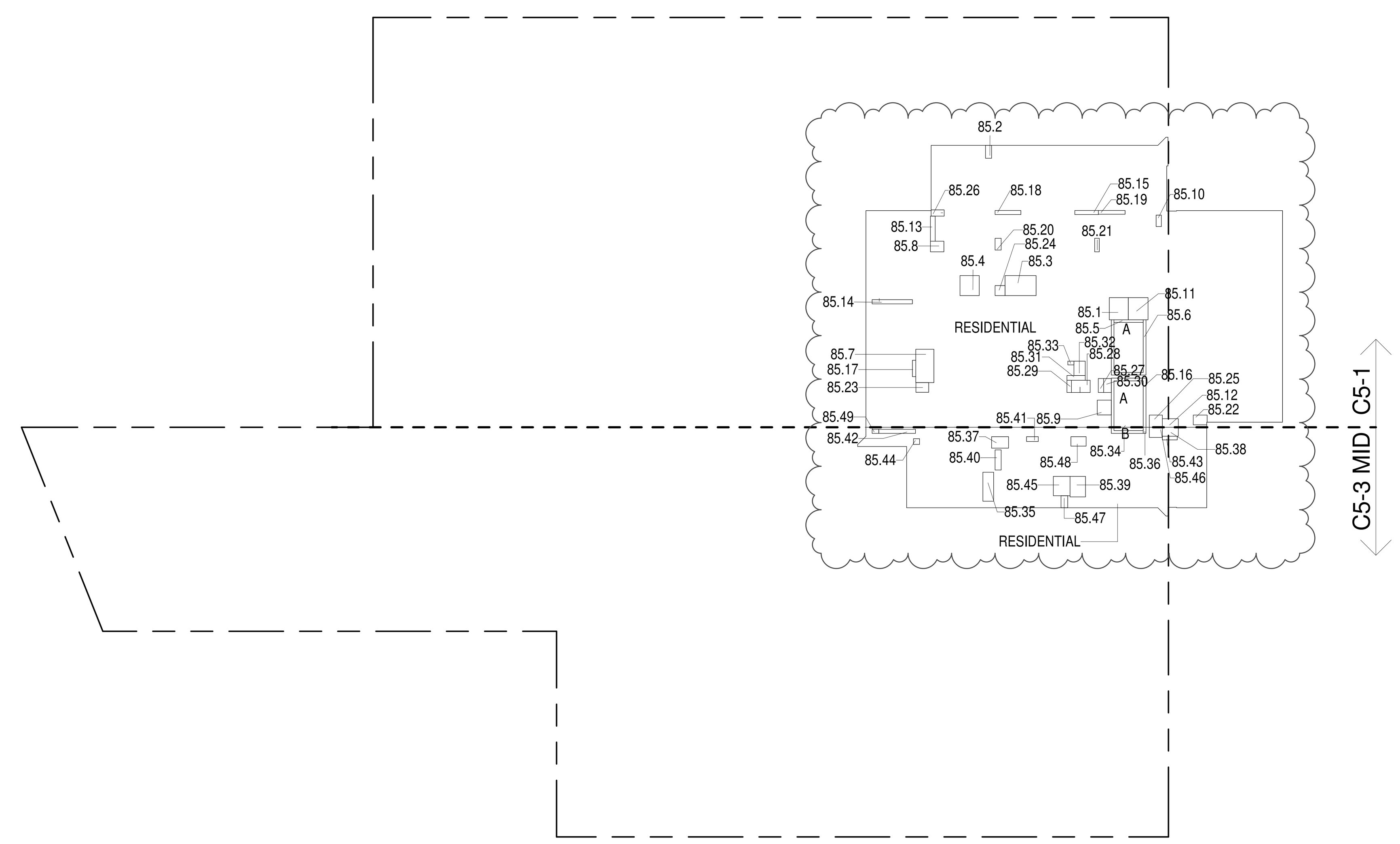


**85TH FLOOR (MFD:123RD FLOOR) GROSS FLOOR AREA PLAN AND DEDUCTIONS** (3)
3/64" = 1'-0"

ZONING AND DEDUCT LEGEND

DEDUCTIONS
M - MECHANICAL ROOM / RISER
E - ELECTRICAL SHAFT / RISER
P - PLUMBING RISER
BG - BELOW GRADE
O - OPENING TO BELOW
L - LOADING BAYS
ST - 44" RESI STAIR SHAFT (INCLUDING 8" PERIMETER)
G - GAP FROM ADJACENT BUILDING
DEVELOPMENT LOT LINE

* WHERE APPLICABLE, DOCUMENTED AND CALCULATED AREAS HAVE BEEN ROUNDED TO ITS NEXT SIGNIFICANT DIGIT.

** LENGTH AND WIDTH DIMENSIONS FOR COMPLEX SHAPES HAVE BEEN SIMPLIFIED TO ILLUSTRATE ONLY LARGEST OVERALL DIMENSION RESPECTIVELY. AREA DOCUMENTED IS THE EXACT AREA OF THE COMPLEX SHAPE

*** ELECTRICAL DEDUCTIONS ARE ONLY FOR ELECTRICAL RISERS. AND CLOSETS. NO DEDUCTIONS TAKEN FOR TELEPHONE CLOSETS


DEPT OF BLDGS 121328205 Job Number
ES940432110 Scan Code


KEY PLAN:

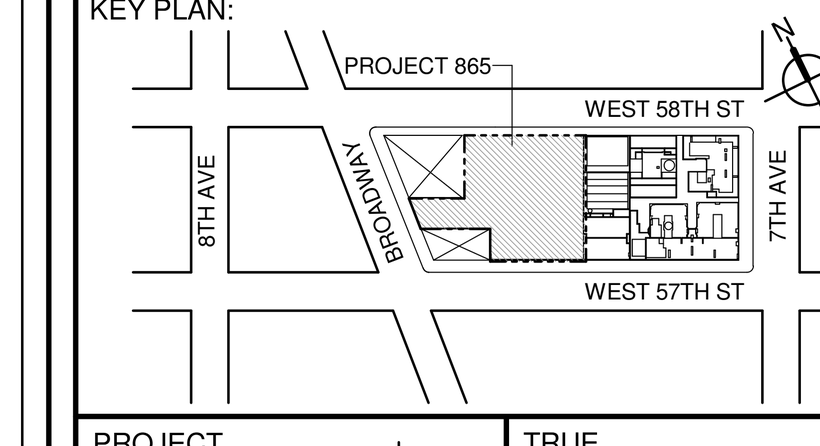


PROJECT NORTH

TRUE NORTH


DEVELOPER:
EXTELL DEVELOPMENT COMPANY
805 THIRD AVENUE, 7TH FLOOR
New York, NY 10022 USA
TEL: 212 712 6000 FAX: 212 712 6100

DESIGN ARCHITECT: Base Building Shell & Core
ADRIAN SMITH + GORDON GILL ARCHITECTURE
111 WEST MONROE STREET SUITE 2300
CHICAGO IL 60603
TEL: 312 920 1888 FAX: 312 920 1775

ARCHITECT OF RECORD: Base Building Shell & Core
AAI ARCHITECTS, P.C.
401 Wellington St. W., 3rd Floor
Toronto, ON M5V 1E7 Canada
TEL: 416 967 1500 FAX: 416 967 7150

STRUCTURAL ENGINEERS:
WSP CANTOR SEINUK
228 EAST 45th Street
New York, NY 10017 USA
TEL: 212 687 9888 FAX: 646 487 5501

MEP ENGINEERS:
AKF GROUP
1501 Broadway
New York, NY 10036 USA
TEL: 212 354 5656 FAX: 212 354 5668

GEOTECHNICAL ENGINEERS:
Langan Engineering & Environmental Services
21 Penn Plaza - 360 West 31st Street, 8th Floor
New York, NY 10001-2727
TEL: 212 479 5400 FAX: 212 479 5444

CODE CONSULTANTS:
Construction Consulting Associates
100 Church Street
New York, NY 10007
TEL: 212 385 1818 FAX: 212 385 1911

CURTAINWALL CONSULTANT:
AJLP Consulting
40 Worth Street. Suite 826
New York, NY 10013
TEL: 212 757 5659 FAX: 646 219 8508

LANDMARK/PRESERVATION CONSULTANT:
Higgins Quasebarth & Partners LLC
11 Hanover Square, 16th Floor
New York, NY 1005
TEL: 212 274 9468 FAX: 646 274 9380

LANDMARK/PRESERVATION CONSULTANT:
Jan Hird Pokorny Associates, Inc.
39 West 37th Street, 12A
New York, NY 10018
TEL: 212 759 6462 FAX: 212 759 6540


| No. | DESCRIPTION: | DATE: |
|---|---|---|
| 1 | D.O.B. SUBMISSION | 05 DEC 14 |
| 2 | D.O.B. SUBMISSION | 18 FEB 15 |
| | D.O.B. SUBMISSION | 27 APR 14 |
| | D.O.B. AMENDMENT 2 | 21 SEP 15 |
| | D.O.B. AMENDMENT 3 | 03 OCT 16 |

0 10' - 8" 21' - 4" 42' - 8"

**D.O.B. SUBMISSION**


Discrepancies must be reported immediately to the Architect before proceeding. Only figured dimensions are to be used. Contractors must check all dimensions on site. This drawing is protected by copyright.


ALL DIMENSIONS ARE SHOWN IN IMPERIAL.

CONSULTANT:
AAI ARCHITECTS, P.C.

PROJECT:
**217 WEST 57TH STREET**
NEW YORK, NY

DRAWING TITLE:
ZONING FLOOR AREA PLAN AND DEDUCTIONS
83RD, 84TH, 85TH FLOOR

SEAL & SIGNATURE: REGISTERED ARCHITECT WIEPKE DAVID JANSEN No. 028881 STATE OF NEW YORK

| DATE: | 05 DEC 14 | |
|---|---|---|
| PROJECT No: | 1216-00 | |
| DRAWN: Author | | REV: 2 |
| CHK: Checker | | |
| SCALE: 3/64" = 1'-0" | | |
| DWG No: **Z-036.02** | | |
| DOB PAGE No: 33 of 454 | | |

DOB EMPLOYEE STAMP:
DOB B-SCAN:


36" x 48" Arch E -SHEET SIZE
FILE NAME:
PLOT DATE: 10/14/2016 2:02:29 PM

| 86TH FLOOR AREA CALCULATIONS | | | | |
|---|---|---|---|---|
| ZONE C5-1 | | | | |
| USE | No. | *GFA | *DEDUCTIONS | *ZFA (SF) |
| RESIDENTIAL | | 6,329 | 361 | 5,967 |
| TOTAL | | 6,329 | 361 | 5,967 |

| 86TH FLOOR AREA CALCULATIONS | | | | |
|---|---|---|---|---|
| ZONE C5-3 MID | | | | |
| USE | No. | *GFA | *DEDUCTIONS | *ZFA (SF) |
| RESIDENTIAL | | 1,507 | 132 | 1,374 |
| TOTAL | | 1,507 | 132 | 1,374 |

| 86TH FLOOR AREA CALCULATIONS | | | |
|---|---|---|---|
| ZONE C5-1 AND C5-3 MID | | | |
| USE | *GFA | *DEDUCTIONS | *ZFA (SF) |
| RESIDENTIAL | 7,835 | 493 | 7,342 |
| TOTAL | 7,835 | 493 | 7,342 |

| 86TH FLOOR DEDUCTIONS | | | | | |
|---|---|---|---|---|---|
| ZONE C5-1 | | | | | |
| USE | TYPE | No. | LENGTH | WIDTH | AREA (SF) |
| RESIDENTIAL | P | 86.1 | 4' - 8" | 5' - 5" | 25.3 |
| RESIDENTIAL | M | 86.2 | 1' - 6" | 3' - 2" | 4.8 |
| RESIDENTIAL | M | 86.3 | 4' - 11" | 7' - 7" | 37.4 |
| RESIDENTIAL | M | 86.4 | 4' - 9" | 4' - 11" | 23.2 |
| RESIDENTIAL | ST | 86.5 | 0' - 8" | 7' - 2" | 4.6 |
| RESIDENTIAL | ST | 86.6 | 0' - 8" | 34' - 3" | 22.8 |
| RESIDENTIAL | M | 86.7 | 4' - 5" | 8' - 2" | 36.5 |
| RESIDENTIAL | M | 86.8 | 2' - 7" | 3' - 3" | 8.5 |
| RESIDENTIAL | M | 86.9 | 3' - 5" | 3' - 8" | 12.5 |
| RESIDENTIAL | M | 86.10 | 1' - 3" | 2' - 10" | 3.6 |
| RESIDENTIAL | M | 86.11 | 4' - 10" | 5' - 5" | 26.3 |
| RESIDENTIAL | M | 86.12 | 2' - 1" | 3' - 11" | 8.1 |
| RESIDENTIAL | P | 86.13 | 1' - 2" | 6' - 2" | 7.2 |
| RESIDENTIAL | P | 86.14 | 1' - 0" | 9' - 11" | 9.9 |
| RESIDENTIAL | P | 86.15 | 1' - 0" | 5' - 9" | 5.8 |
| RESIDENTIAL | ST | 86.16 | 0' - 8" | 31' - 2" | 20.8 |
| RESIDENTIAL | P | 86.17 | 0' - 10" | 4' - 0" | 3.3 |
| RESIDENTIAL | P | 86.18 | 1' - 0" | 6' - 4" | 6.3 |
| RESIDENTIAL | P | 86.19 | 0' - 11" | 6' - 7" | 6.2 |
| RESIDENTIAL | P | 86.20 | 1' - 6" | 2' - 11" | 4.3 |
| RESIDENTIAL | P | 86.21 | 1' - 2" | 3' - 4" | 3.8 |
| RESIDENTIAL | M | 86.22 | 2' - 4" | 3' - 6" | 8.0 |
| RESIDENTIAL | M | 86.23 | 2' - 4" | 3' - 1" | 7.4 |
| RESIDENTIAL | M | 86.24 | 2' - 6" | 2' - 6" | 6.1 |
| RESIDENTIAL | M | 86.25 | 3' - 0" | 3' - 2" | 9.5 |
| RESIDENTIAL | M | 86.26 | 1' - 6" | 3' - 2" | 4.9 |
| RESIDENTIAL | M | 86.27 | 1' - 3" | 3' - 5" | 4.4 |
| RESIDENTIAL | M | 86.28 | 2' - 0" | 6' - 11" | 13.6 |
| RESIDENTIAL | P | 86.29 | 1' - 1" | 3' - 0" | 3.3 |
| RESIDENTIAL | E | 86.30 | 1' - 11" | 3' - 5" | 6.4 |
| RESIDENTIAL | E | 86.31 | 1' - 2" | 4' - 6" | 5.2 |
| RESIDENTIAL | E | 86.32 | 2' - 9" | 3' - 6" | 9.7 |
| RESIDENTIAL | E | 86.33 | 0' - 11" | 1' - 6" | 1.3 |
| | SUBTOTAL | | | | 361.2 |

| 86TH FLOOR DEDUCTIONS | | | | | |
|---|---|---|---|---|---|
| ZONE C5-3 MID | | | | | |
| USE | TYPE | No. | LENGTH | WIDTH | AREA (SF) |
| RESIDENTIAL | ST | 86.34 | 0' - 8" | 8' - 8" | 5.8 |
| RESIDENTIAL | M | 86.35 | 2' - 8" | 7' - 1" | 18.8 |
| RESIDENTIAL | ST | 86.36 | 0' - 8" | 1' - 6" | 1.0 |
| RESIDENTIAL | M | 86.37 | 2' - 10" | 4' - 2" | 11.7 |
| RESIDENTIAL | M | 86.38 | 2' - 3" | 3' - 11" | 8.6 |
| RESIDENTIAL | M | 86.39 | 3' - 10" | 5' - 0" | 19.0 |
| RESIDENTIAL | P | 86.40 | 1' - 6" | 4' - 11" | 7.4 |
| RESIDENTIAL | P | 86.41 | 1' - 2" | 2' - 11" | 3.4 |
| RESIDENTIAL | P | 86.42 | 1' - 0" | 9' - 0" | 9.0 |
| RESIDENTIAL | P | 86.43 | 0' - 11" | 3' - 8" | 3.2 |
| RESIDENTIAL | M | 86.44 | 1' - 4" | 1' - 6" | 2.0 |
| RESIDENTIAL | M | 86.45 | 4' - 1" | 4' - 8" | 19.1 |
| RESIDENTIAL | M | 86.46 | 2' - 6" | 3' - 2" | 8.0 |
| RESIDENTIAL | M | 86.47 | 1' - 8" | 3' - 0" | 5.0 |
| RESIDENTIAL | M | 86.48 | 2' - 4" | 3' - 9" | 8.6 |
| RESIDENTIAL | M | 86.49 | 1' - 0" | 1' - 8" | 1.6 |
| SUBTOTAL | | | | | 132.2 |

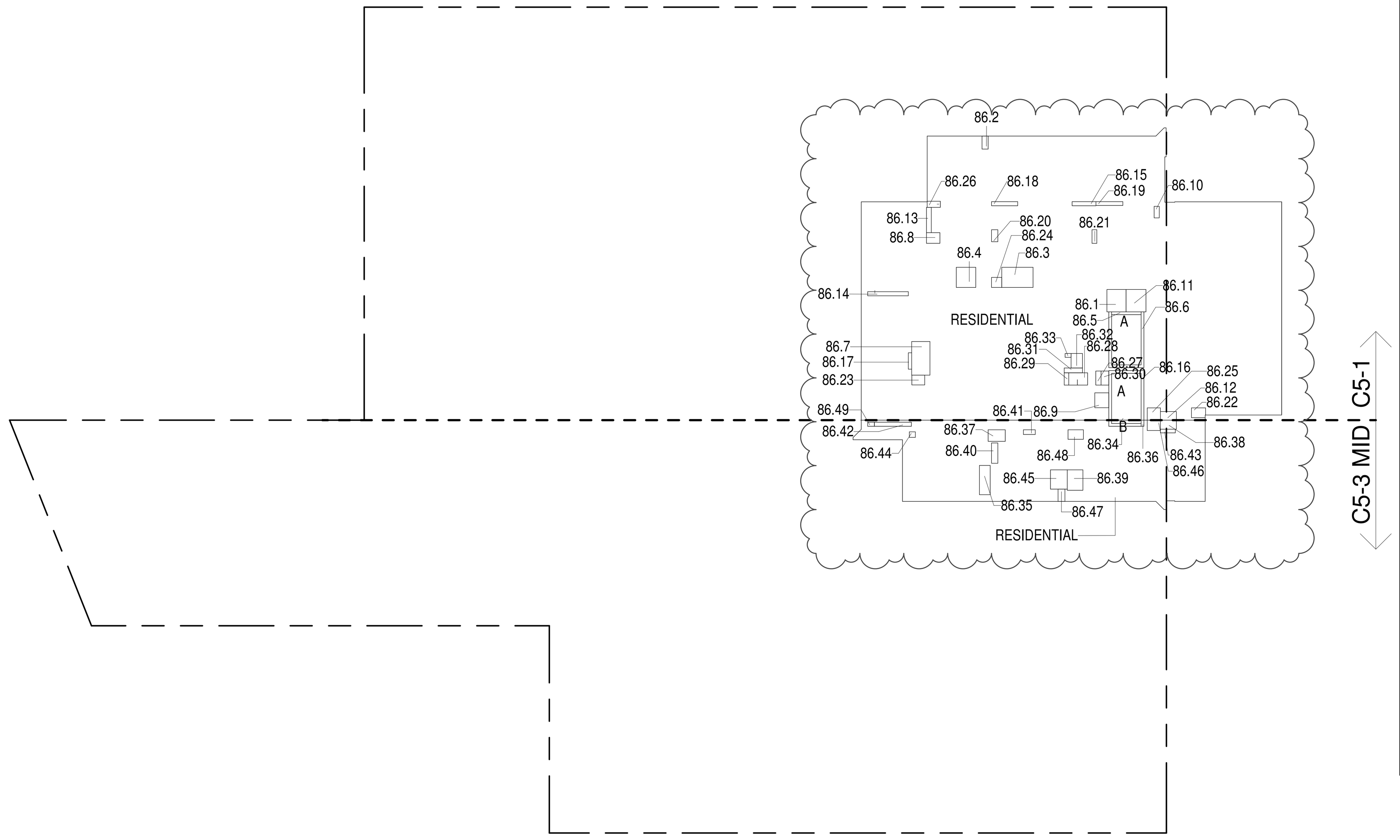


**86TH FLOOR (MFD:124TH FLOOR) GROSS FLOOR AREA PLAN AND DEDUCTIONS** 1
3/64" = 1'-0"

| 87TH FLOOR AREA CALCULATIONS | | | | |
|---|---|---|---|---|
| ZONE C5-1 | | | | |
| USE | No. | *GFA | *DEDUCTIONS | *ZFA (SF) |
| RESIDENTIAL | | 6,329 | 361 | 5,967 |
| TOTAL | | 6,329 | 361 | 5,967 |

| 87TH FLOOR AREA CALCULATIONS | | | | |
|---|---|---|---|---|
| ZONE C5-3 MID | | | | |
| USE | No. | *GFA | *DEDUCTIONS | *ZFA (SF) |
| RESIDENTIAL | | 1,507 | 132 | 1,374 |
| TOTAL | | 1,507 | 132 | 1,374 |

| 87TH FLOOR AREA CALCULATIONS | | | |
|---|---|---|---|
| ZONE C5-1 AND C5-3 MID | | | |
| USE | *GFA | *DEDUCTIONS | *ZFA (SF) |
| RESIDENTIAL | 7,835 | 493 | 7,342 |
| TOTAL | 7,835 | 493 | 7,342 |

| 87TH FLOOR DEDUCTIONS | | | | | |
|---|---|---|---|---|---|
| ZONE C5-1 | | | | | |
| USE | TYPE | No. | LENGTH | WIDTH | AREA (SF) |
| RESIDENTIAL | M | 87.1 | 1' - 3" | 3' - 5" | 4.4 |
| RESIDENTIAL | P | 87.2 | 1' - 2" | 6' - 2" | 7.2 |
| RESIDENTIAL | M | 87.3 | 2' - 0" | 6' - 11" | 13.6 |
| RESIDENTIAL | P | 87.4 | 1' - 0" | 9' - 11" | 9.9 |
| RESIDENTIAL | P | 87.5 | 1' - 1" | 3' - 0" | 3.3 |
| RESIDENTIAL | P | 87.6 | 1' - 0" | 5' - 9" | 5.8 |
| RESIDENTIAL | E | 87.7 | 1' - 11" | 3' - 5" | 6.4 |
| RESIDENTIAL | E | 87.8 | 1' - 2" | 4' - 6" | 5.2 |
| RESIDENTIAL | E | 87.9 | 2' - 9" | 3' - 6" | 9.7 |
| RESIDENTIAL | E | 87.10 | 0' - 11" | 1' - 6" | 1.3 |
| RESIDENTIAL | ST | 87.11 | 0' - 8" | 31' - 2" | 20.8 |
| RESIDENTIAL | P | 87.12 | 4' - 8" | 5' - 5" | 25.3 |
| RESIDENTIAL | P | 87.13 | 0' - 10" | 4' - 0" | 3.3 |
| RESIDENTIAL | M | 87.14 | 1' - 6" | 3' - 2" | 4.8 |
| RESIDENTIAL | P | 87.15 | 1' - 0" | 6' - 4" | 6.3 |
| RESIDENTIAL | M | 87.16 | 4' - 11" | 7' - 7" | 37.4 |
| RESIDENTIAL | M | 87.17 | 4' - 9" | 4' - 11" | 23.2 |
| RESIDENTIAL | P | 87.18 | 0' - 11" | 6' - 7" | 6.2 |
| RESIDENTIAL | P | 87.19 | 1' - 6" | 2' - 11" | 4.3 |
| RESIDENTIAL | ST | 87.20 | 0' - 8" | 7' - 2" | 4.6 |
| RESIDENTIAL | P | 87.21 | 1' - 2" | 3' - 4" | 3.8 |
| RESIDENTIAL | ST | 87.22 | 0' - 8" | 34' - 3" | 22.8 |
| RESIDENTIAL | M | 87.23 | 2' - 4" | 3' - 6" | 8.0 |
| RESIDENTIAL | M | 87.24 | 4' - 5" | 8' - 2" | 36.5 |
| RESIDENTIAL | M | 87.25 | 2' - 7" | 3' - 3" | 8.5 |
| RESIDENTIAL | M | 87.26 | 3' - 5" | 3' - 8" | 12.5 |
| RESIDENTIAL | M | 87.27 | 1' - 3" | 2' - 10" | 3.6 |
| RESIDENTIAL | M | 87.28 | 2' - 4" | 3' - 1" | 7.4 |
| RESIDENTIAL | M | 87.29 | 4' - 10" | 5' - 5" | 26.3 |
| RESIDENTIAL | M | 87.30 | 2' - 6" | 2' - 6" | 6.1 |
| RESIDENTIAL | M | 87.31 | 3' - 0" | 3' - 2" | 9.5 |
| RESIDENTIAL | M | 87.32 | 2' - 1" | 3' - 11" | 8.1 |
| RESIDENTIAL | M | 87.33 | 1' - 6" | 3' - 2" | 4.9 |
| | SUBTOTAL | | | | 361.2 |

| 87TH FLOOR DEDUCTIONS | | | | | |
|---|---|---|---|---|---|
| ZONE C5-3 MID | | | | | |
| USE | TYPE | No. | LENGTH | WIDTH | AREA (SF) |
| RESIDENTIAL | M | 87.34 | 3' - 10" | 5' - 0" | 19.0 |
| RESIDENTIAL | P | 87.35 | 1' - 6" | 4' - 11" | 7.4 |
| RESIDENTIAL | P | 87.36 | 1' - 2" | 2' - 11" | 3.4 |
| RESIDENTIAL | P | 87.37 | 1' - 0" | 9' - 0" | 9.0 |
| RESIDENTIAL | P | 87.38 | 0' - 11" | 3' - 8" | 3.2 |
| RESIDENTIAL | ST | 87.39 | 0' - 8" | 8' - 8" | 5.8 |
| RESIDENTIAL | M | 87.40 | 2' - 8" | 7' - 1" | 18.8 |
| RESIDENTIAL | M | 87.41 | 1' - 4" | 1' - 6" | 2.0 |
| RESIDENTIAL | M | 87.42 | 4' - 1" | 4' - 8" | 19.1 |
| RESIDENTIAL | ST | 87.43 | 0' - 8" | 1' - 6" | 1.0 |
| RESIDENTIAL | M | 87.44 | 2' - 6" | 3' - 2" | 8.0 |
| RESIDENTIAL | M | 87.45 | 2' - 10" | 4' - 2" | 11.7 |
| RESIDENTIAL | M | 87.46 | 1' - 8" | 3' - 0" | 5.0 |
| RESIDENTIAL | M | 87.47 | 2' - 4" | 3' - 9" | 8.6 |
| RESIDENTIAL | M | 87.48 | 1' - 0" | 1' - 8" | 1.6 |
| RESIDENTIAL | M | 87.49 | 2' - 3" | 3' - 11" | 8.6 |
| SUBTOTAL | | | | | 132.2 |

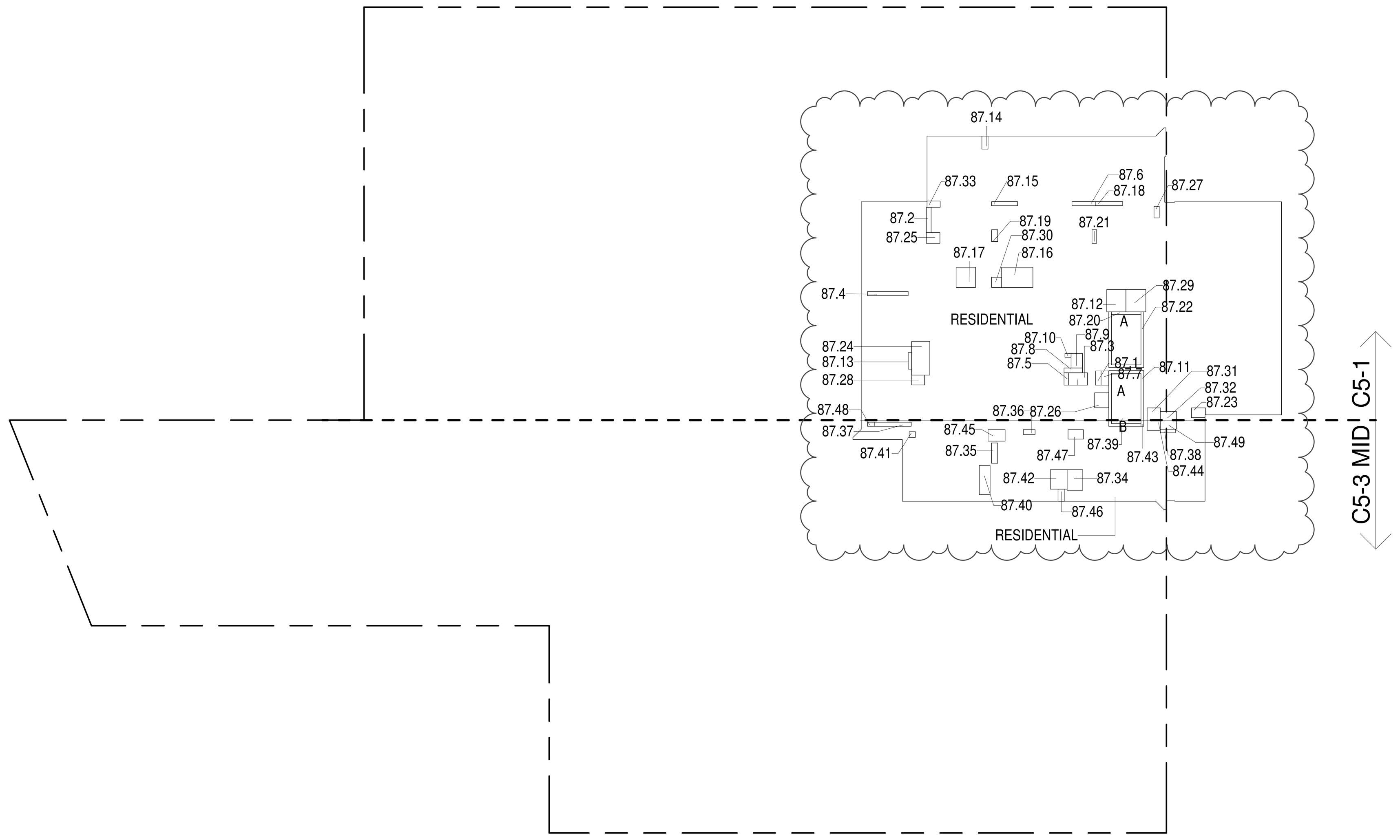


**87TH FLOOR (MFD:125TH FLOOR) GROSS FLOOR AREA PLAN AND DEDUCTIONS** 2
3/64" = 1'-0"

| 88TH FLOOR AREA CALCULATIONS | | | | |
|---|---|---|---|---|
| ZONE C5-1 | | | | |
| USE | No. | *GFA | *DEDUCTIONS | *ZFA (SF) |
| RESIDENTIAL | | 6,329 | 360 | 5,969 |
| TOTAL | | 6,329 | 360 | 5,969 |

| 88TH FLOOR AREA CALCULATIONS | | | | |
|---|---|---|---|---|
| ZONE C5-3 MID | | | | |
| USE | No. | *GFA | *DEDUCTIONS | *ZFA (SF) |
| RESIDENTIAL | | 1,507 | 134 | 1,373 |
| TOTAL | | 1,507 | 134 | 1,373 |

| 88TH FLOOR AREA CALCULATIONS | | | |
|---|---|---|---|
| ZONE C5-1 AND C5-3 MID | | | |
| USE | *GFA | *DEDUCTIONS | *ZFA (SF) |
| RESIDENTIAL | 7,835 | 493 | 7,342 |
| TOTAL | 7,835 | 493 | 7,342 |

| 88TH FLOOR DEDUCTIONS | | | | | |
|---|---|---|---|---|---|
| ZONE C5-1 | | | | | |
| USE | TYPE | No. | LENGTH | WIDTH | AREA (SF) |
| RESIDENTIAL | P | 88.1 | 4' - 8" | 5' - 5" | 25.3 |
| RESIDENTIAL | M | 88.2 | 1' - 6" | 3' - 2" | 4.8 |
| RESIDENTIAL | M | 88.3 | 4' - 11" | 7' - 7" | 37.4 |
| RESIDENTIAL | M | 88.4 | 4' - 11" | 4' - 11" | 24.0 |
| RESIDENTIAL | ST | 88.5 | 0' - 8" | 7' - 2" | 4.6 |
| RESIDENTIAL | ST | 88.6 | 0' - 8" | 34' - 3" | 22.8 |
| RESIDENTIAL | M | 88.7 | 4' - 5" | 8' - 2" | 36.5 |
| RESIDENTIAL | M | 88.8 | 2' - 9" | 2' - 10" | 7.7 |
| RESIDENTIAL | M | 88.9 | 3' - 5" | 3' - 8" | 12.5 |
| RESIDENTIAL | M | 88.10 | 1' - 3" | 2' - 10" | 3.6 |
| RESIDENTIAL | M | 88.11 | 4' - 10" | 5' - 5" | 26.3 |
| RESIDENTIAL | M | 88.12 | 2' - 1" | 4' - 3" | 8.9 |
| RESIDENTIAL | P | 88.13 | 1' - 0" | 5' - 11" | 5.9 |
| RESIDENTIAL | P | 88.14 | 1' - 0" | 9' - 11" | 9.9 |
| RESIDENTIAL | P | 88.15 | 1' - 0" | 6' - 0" | 6.0 |
| RESIDENTIAL | ST | 88.16 | 0' - 8" | 31' - 2" | 20.8 |
| RESIDENTIAL | P | 88.17 | 0' - 10" | 4' - 0" | 3.3 |
| RESIDENTIAL | P | 88.18 | 1' - 0" | 6' - 4" | 6.3 |
| RESIDENTIAL | P | 88.19 | 1' - 0" | 6' - 4" | 6.3 |
| RESIDENTIAL | P | 88.20 | 1' - 6" | 2' - 11" | 4.3 |
| RESIDENTIAL | P | 88.21 | 1' - 2" | 3' - 4" | 3.8 |
| RESIDENTIAL | M | 88.22 | 2' - 2" | 3' - 6" | 7.4 |
| RESIDENTIAL | M | 88.23 | 2' - 4" | 3' - 1" | 7.4 |
| RESIDENTIAL | M | 88.24 | 2' - 6" | 2' - 6" | 6.1 |
| RESIDENTIAL | M | 88.25 | 3' - 0" | 3' - 2" | 9.5 |
| RESIDENTIAL | M | 88.26 | 1' - 5" | 3' - 2" | 4.3 |
| RESIDENTIAL | M | 88.27 | 1' - 3" | 3' - 5" | 4.4 |
| RESIDENTIAL | M | 88.28 | 2' - 0" | 6' - 11" | 13.6 |
| RESIDENTIAL | P | 88.29 | 1' - 1" | 3' - 0" | 3.3 |
| RESIDENTIAL | E | 88.30 | 1' - 11" | 3' - 5" | 6.4 |
| RESIDENTIAL | E | 88.31 | 1' - 2" | 4' - 6" | 5.2 |
| RESIDENTIAL | E | 88.32 | 2' - 9" | 3' - 6" | 9.7 |
| RESIDENTIAL | E | 88.33 | 0' - 11" | 1' - 6" | 1.3 |
| | SUBTOTAL | | | | 359.8 |

| 88TH FLOOR DEDUCTIONS | | | | | |
|---|---|---|---|---|---|
| ZONE C5-3 MID | | | | | |
| USE | TYPE | No. | LENGTH | WIDTH | AREA (SF) |
| RESIDENTIAL | ST | 88.34 | 0' - 8" | 8' - 8" | 5.8 |
| RESIDENTIAL | M | 88.35 | 2' - 8" | 7' - 1" | 18.8 |
| RESIDENTIAL | ST | 88.36 | 0' - 8" | 1' - 6" | 1.0 |
| RESIDENTIAL | M | 88.37 | 2' - 10" | 4' - 2" | 11.7 |
| RESIDENTIAL | M | 88.38 | 2' - 3" | 4' - 3" | 9.4 |
| RESIDENTIAL | M | 88.39 | 3' - 10" | 5' - 0" | 19.0 |
| RESIDENTIAL | P | 88.40 | 1' - 6" | 4' - 11" | 7.4 |
| RESIDENTIAL | P | 88.41 | 1' - 6" | 2' - 11" | 4.3 |
| RESIDENTIAL | P | 88.42 | 1' - 0" | 9' - 0" | 9.0 |
| RESIDENTIAL | P | 88.43 | 0' - 11" | 3' - 8" | 3.2 |
| RESIDENTIAL | M | 88.44 | 1' - 4" | 1' - 6" | 2.0 |
| RESIDENTIAL | M | 88.45 | 4' - 1" | 4' - 8" | 19.1 |
| RESIDENTIAL | M | 88.46 | 2' - 6" | 3' - 2" | 8.0 |
| RESIDENTIAL | M | 88.47 | 1' - 8" | 3' - 0" | 5.0 |
| RESIDENTIAL | M | 88.48 | 2' - 4" | 3' - 7" | 8.3 |
| RESIDENTIAL | M | 88.49 | 1' - 0" | 1' - 8" | 1.6 |
| SUBTOTAL | | | | | 133.7 |

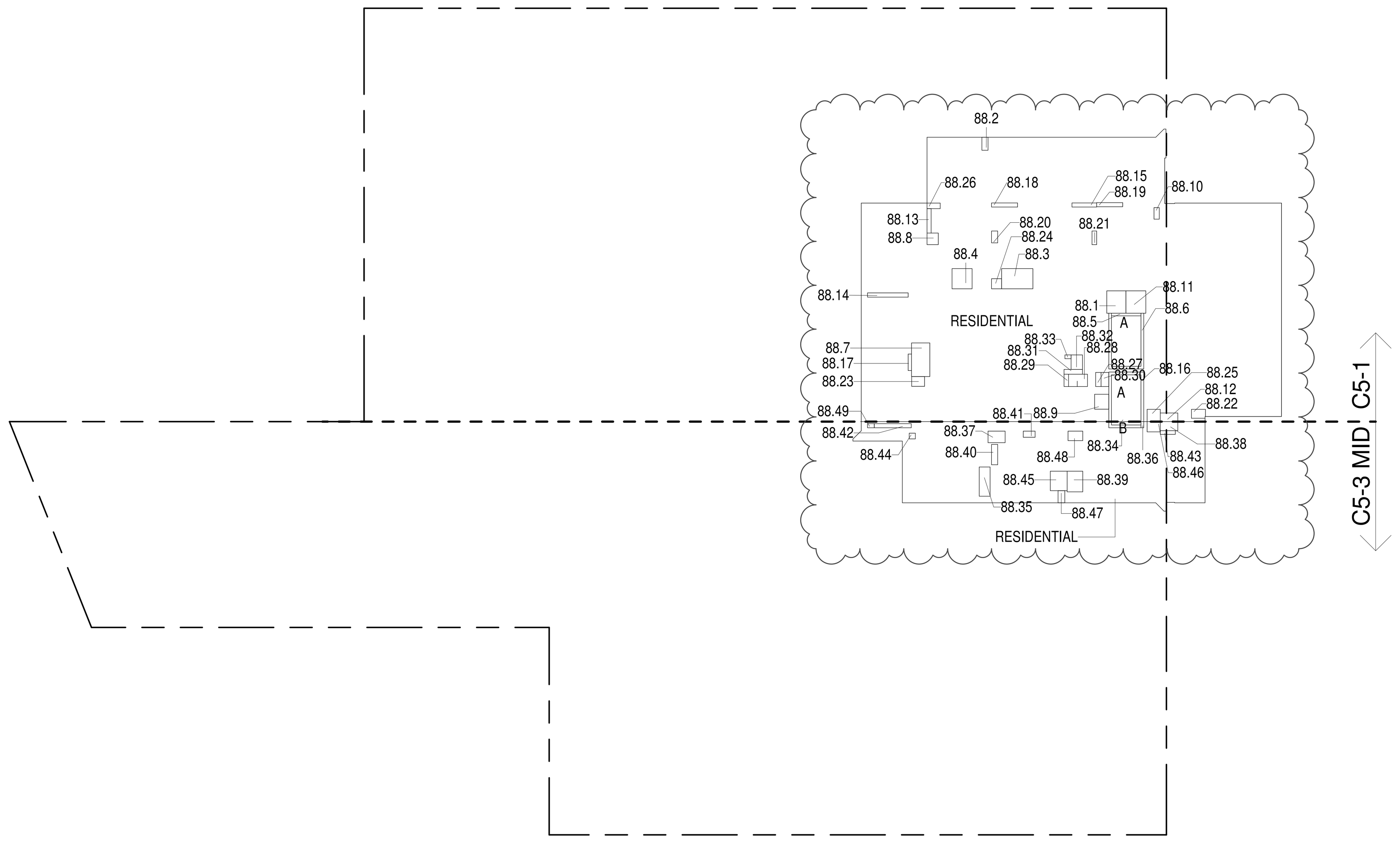


**88TH FLOOR (MFD:126TH FLOOR) GROSS FLOOR AREA PLAN AND DEDUCTIONS** 3
3/64" = 1'-0"

ZONING AND DEDUCT LEGEND

DEDUCTIONS

M - MECHANICAL ROOM / RISER

E - ELECTRICAL SHAFT / RISER

P - PLUMBING RISER

BG - BELOW GRADE

O - OPENING TO BELOW

L - LOADING BAYS

ST - 44" RESI STAIR SHAFT (INCLUDING 8" PERIMETER)

G - GAP FROM ADJACENT BUILDING

DEVELOPMENT LOT LINE

* WHERE APPLICABLE, DOCUMENTED AND CALCULATED AREAS HAVE BEEN ROUNDED TO ITS NEXT SIGNIFICANT DIGIT.

** LENGTH AND WIDTH DIMENSIONS FOR COMPLEX SHAPES HAVE BEEN SIMPLIFIED TO ILLUSTRATE ONLY LARGEST OVERALL DIMENSION RESPECTIVELY. AREA DOCUMENTED IS THE EXACT AREA OF THE COMPLEX SHAPE

*** ELECTRICAL DEDUCTIONS ARE ONLY FOR ELECTRICAL RISERS. AND CLOSETS. NO DEDUCTIONS TAKEN FOR TELEPHONE CLOSETS

DEPT OF BLDGS 121328205 Job Number
ES483262070 Scan Code

KEY PLAN:

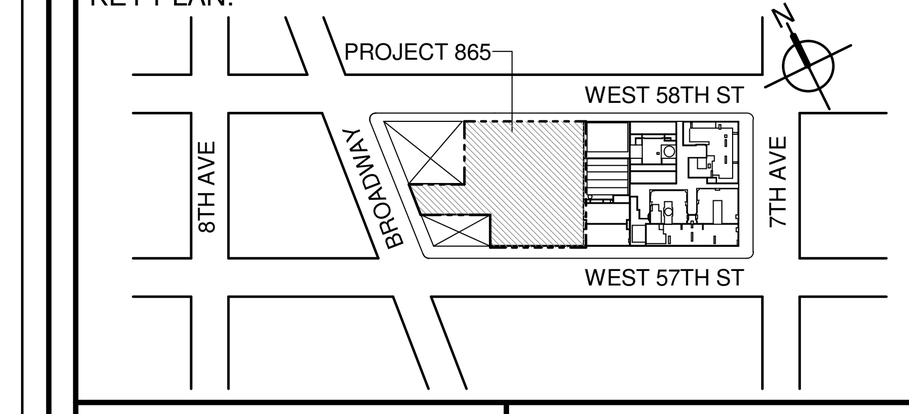


PROJECT NORTH | TRUE NORTH


DEVELOPER:
***EXTELL DEVELOPMENT COMPANY***
805 THIRD AVENUE, 7TH FLOOR
New York, NY 10022 USA
TEL: 212 712 6000 FAX: 212 712 6100

DESIGN ARCHITECT: Base Building Shell & Core
***ADRIAN SMITH + GORDON GILL ARCHITECTURE***
111 WEST MONROE STREET SUITE 2300
CHICAGO IL 60603
TEL: 312 920 1888 FAX: 312 920 1775

ARCHITECT OF RECORD: Base Building Shell & Core
***AAI ARCHITECTS, P.C.***
401 Wellington St. W., 3rd Floor
Toronto, ON M5V 1E7 Canada
TEL: 416 967 1500 FAX: 416 967 7150

STRUCTURAL ENGINEERS:
***WSP CANTOR SEINUK***
228 EAST 45th Street
New York, NY 10017 USA
TEL: 212 687 9888 FAX: 646 487 5501

MEP ENGINEERS:
***AKF GROUP***
1501 Broadway
New York, NY 10036 USA
TEL: 212 354 5656 FAX: 212 354 5668

GEOTECHNICAL ENGINEERS:
***Langan Engineering & Environmental Services***
21 Penn Plaza - 360 West 31st Street, 8th Floor
New York, NY 10001-2727
TEL: 212 479 5400 FAX: 212 479 5444

CODE CONSULTANTS:
***Construction Consulting Associates***
100 Church Street
New York, NY 10007
TEL: 212 385 1818 FAX: 212 385 1911

CURTAINWALL CONSULTANT:
***AJLP Consulting***
40 Worth Street. Suite 826
New York, NY 10013
TEL: 212 757 5659 FAX: 646 219 8508

LANDMARK/PRESERVATION CONSULTANT:
***Higgins Quasebarth & Partners LLC***
11 Hanover Square, 16th Floor
New York, NY 1005
TEL: 212 274 9468 FAX: 646 274 9380

LANDMARK/PRESERVATION CONSULTANT:
***Jan Hird Pokorny Associates, Inc.***
39 West 37th Street, 12A
New York, NY 10018
TEL: 212 759 6462 FAX: 212 759 6540


| No. | DESCRIPTION: | DATE: |
|---|---|---|
| 1 | D.O.B. SUBMISSION | 05 DEC 14 |
| 2 | D.O.B. SUBMISSION | 18 FEB 15 |
| | D.O.B. SUBMISSION | 27 APR 14 |
| | D.O.B. AMENDMENT 2 | 21 SEP 15 |
| | D.O.B. AMENDMENT 3 | 03 OCT 16 |

0 10' - 8" 21' - 4" 42' - 8"

**D.O.B. SUBMISSION**


Discrepancies must be reported immediately to the Architect before proceeding. Only figured dimensions are to be used. Contractors must check all dimensions on site. This drawing is protected by copyright.


ALL DIMENSIONS ARE SHOWN IN IMPERIAL.

CONSULTANT:
AAI ARCHITECTS, P.C.

PROJECT:

**217 WEST 57TH STREET**
NEW YORK, NY

DRAWING TITLE:

ZONING FLOOR AREA PLAN AND DEDUCTIONS
86TH, 87TH, 88TH FLOOR

SEAL & SIGNATURE: REGISTERED ARCHITECT WIEPKE DAVID JANSEN No. 028881 STATE OF NEW YORK

| DATE: | 05 DEC 14 |
|---|---|
| PROJECT No: | 1216-00 |
| DRAWN: Author | REV: 2 |
| CHK: Checker | |
| SCALE: 3/64" = 1'-0" | |
| DWG No: | Z-037.02 |
| DOB PAGE No: | 34 of 454 |

DOB EMPLOYEE STAMP: | DOB B-SCAN:

36" x 48" Arch E -SHEET SIZE
FILE NAME:
PLOT DATE: 10/14/2016 2:02:18 PM

| 92ND FLOOR DEDUCTIONS | | | | | |
|---|---|---|---|---|---|
| ZONE C5-1 | | | | | |
| USE | TYPE | No. | LENGTH | WIDTH | AREA (SF) |
| RESIDENTIAL | ST | 92.1 | 1' - 4" | 20' - 9" | 27.6 |
| RESIDENTIAL | P | 92.2 | 4' - 5" | 5' - 5" | 24.1 |
| RESIDENTIAL | M | 92.3 | 5' - 1" | 5' - 5" | 27.5 |
| RESIDENTIAL | M | 92.4 | 3' - 5" | 3' - 8" | 12.5 |
| RESIDENTIAL | M | 92.5 | 2' - 10" | 5' - 3" | 14.6 |
| RESIDENTIAL | M | 92.6 | 1' - 6" | 2' - 7" | 3.9 |
| RESIDENTIAL | M | 92.7 | 2' - 2" | 2' - 11" | 6.5 |
| RESIDENTIAL | M | 92.8 | 4' - 8" | 6' - 7" | 30.6 |
| RESIDENTIAL | P | 92.9 | 1' - 0" | 8' - 1" | 8.4 |
| RESIDENTIAL | P | 92.10 | 1' - 0" | 4' - 3" | 4.3 |
| RESIDENTIAL | M | 92.11 | 5' - 1" | 7' - 11" | 39.9 |
| RESIDENTIAL | M | 92.12 | 4' - 5" | 5' - 0" | 22.2 |
| RESIDENTIAL | M | 92.13 | 3' - 4" | 6' - 2" | 20.6 |
| RESIDENTIAL | M | 92.14 | 3' - 1" | 3' - 5" | 10.7 |
| RESIDENTIAL | P | 92.15 | 1' - 5" | 4' - 10" | 6.6 |
| RESIDENTIAL | P | 92.16 | 1' - 6" | 5' - 2" | 7.7 |
| RESIDENTIAL | O | 92.17 | 24' - 10" | 59' - 6" | 1,477.0 |
| RESIDENTIAL | M | 92.18 | 3' - 7" | 5' - 8" | 20.5 |
| RESIDENTIAL | P | 92.19 | 1' - 0" | 3' - 7" | 3.6 |
| RESIDENTIAL | M | 92.20 | 1' - 6" | 3' - 1" | 4.5 |
| RESIDENTIAL | M | 92.21 | 1' - 6" | 3' - 2" | 4.7 |
| RESIDENTIAL | ST | 92.22 | 0' - 8" | 31' - 3" | 20.8 |
| RESIDENTIAL | O | 92.23 | 2' - 7" | 47' - 8" | 121.5 |
| RESIDENTIAL | M | 92.24 | 2' - 11" | 3' - 3" | 9.4 |
| RESIDENTIAL | M | 92.25 | 2' - 3" | 2' - 8" | 6.0 |
| RESIDENTIAL | M | 92.26 | 2' - 10" | 4' - 4" | 12.2 |
| RESIDENTIAL | M | 92.27 | 1' - 0" | 1' - 3" | 1.3 |
| RESIDENTIAL | M | 92.28 | 3' - 4" | 5' - 9" | 19.4 |
| RESIDENTIAL | P | 92.29 | 1' - 5" | 3' - 7" | 5.0 |
| SUBTOTAL | | | | | |

| 92ND FLOOR DEDUCTIONS | | | | | |
|---|---|---|---|---|---|
| ZONE C5-1 | | | | | |
| USE | TYPE | No. | LENGTH | WIDTH | AREA (SF) |
| RESIDENTIAL | O | 92.30 | 2' - 4" | 11' - 10" | 27.7 |
| RESIDENTIAL | M | 92.31 | 2' - 6" | 3' - 0" | 7.4 |
| RESIDENTIAL | M | 92.32 | 5' - 3" | 6' - 11" | 36.6 |
| RESIDENTIAL | M | 92.33 | 1' - 3" | 3' - 5" | 4.3 |
| RESIDENTIAL | M | 92.34 | 3' - 5" | 4' - 7" | 15.6 |
| RESIDENTIAL | P | 92.35 | 1' - 1" | 3' - 5" | 3.8 |
| RESIDENTIAL | E | 92.36 | 1' - 11" | 3' - 5" | 6.6 |
| RESIDENTIAL | E | 92.37 | 0' - 9" | 4' - 6" | 3.3 |
| RESIDENTIAL | E | 92.38 | 2' - 9" | 3' - 8" | 10.2 |
| RESIDENTIAL | E | 92.39 | 1' - 1" | 1' - 8" | 1.8 |
| | | | | | 2,090.7 |
| SUBTOTAL | | | | | |

| 92ND FLOOR DEDUCTIONS | | | | | |
|---|---|---|---|---|---|
| ZONE C5-3 MID | | | | | |
| USE | TYPE | No. | LENGTH | WIDTH | AREA (SF) |
| RESIDENTIAL | P | 92.40 | 1' - 6" | 2' - 11" | 4.3 |
| RESIDENTIAL | M | 92.41 | 3' - 5" | 11' - 8" | 39.5 |
| RESIDENTIAL | ST | 92.42 | 0' - 8" | 10' - 2" | 6.8 |
| RESIDENTIAL | P | 92.43 | 0' - 7" | 1' - 0" | 0.5 |
| RESIDENTIAL | M | 92.44 | 3' - 4" | 6' - 0" | 19.9 |
| RESIDENTIAL | M | 92.45 | 2' - 3" | 5' - 11" | 13.4 |
| RESIDENTIAL | M | 92.46 | 3' - 1" | 3' - 1" | 9.6 |
| RESIDENTIAL | P | 92.47 | 1' - 4" | 4' - 1" | 5.5 |
| RESIDENTIAL | M | 92.48 | 1' - 4" | 3' - 6" | 4.8 |
| RESIDENTIAL | M | 92.49 | 4' - 10" | 5' - 1" | 24.4 |
| RESIDENTIAL | M | 92.50 | 1' - 4" | 3' - 2" | 4.2 |
| RESIDENTIAL | M | 92.51 | 1' - 0" | 3' - 2" | 3.1 |
| RESIDENTIAL | M | 92.52 | 1' - 0" | 2' - 4" | 2.4 |
| SUBTOTAL | | | | | 138.4 |

| 92ND FLOOR AREA CALCULATIONS | | | | |
|---|---|---|---|---|
| ZONE C5-1 | | | | |
| USE | No. | *GFA | *DEDUCTIONS | *ZFA (SF) |
| RESIDENTIAL | | 6,329 | 2,091 | 4,238 |
| TOTAL | | 6,329 | 2,091 | 4,238 |

| 92ND FLOOR AREA CALCULATIONS | | | | |
|---|---|---|---|---|
| ZONE C5-3 MID | | | | |
| USE | No. | *GFA | *DEDUCTIONS | *ZFA (SF) |
| RESIDENTIAL | | 1,507 | 138 | 1,368 |
| TOTAL | | 1,507 | 138 | 1,368 |

| 92ND FLOOR AREA CALCULATIONS | | | |
|---|---|---|---|
| ZONE C5-1 AND C5-3 MID | | | |
| USE | *GFA | *DEDUCTIONS | *ZFA (SF) |
| RESIDENTIAL | 7,835 | 2,229 | 5,606 |
| TOTAL | 7,835 | 2,229 | 5,606 |

| 89TH FLOOR DEDUCTIONS | | | | | |
|---|---|---|---|---|---|
| ZONE C5-1 | | | | | |
| USE | TYPE | No. | LENGTH | WIDTH | AREA (SF) |
| RESIDENTIAL | P | 89.1 | 4' - 8" | 5' - 5" | 25.3 |
| RESIDENTIAL | ST | 89.2 | 0' - 8" | 7' - 2" | 4.6 |
| RESIDENTIAL | ST | 89.3 | 0' - 8" | 34' - 3" | 22.8 |
| RESIDENTIAL | M | 89.4 | 4' - 2" | 4' - 6" | 18.7 |
| RESIDENTIAL | M | 89.5 | 3' - 10" | 4' - 10" | 18.5 |
| RESIDENTIAL | M | 89.6 | 3' - 5" | 3' - 8" | 12.5 |
| RESIDENTIAL | M | 89.7 | 1' - 2" | 2' - 10" | 3.4 |
| RESIDENTIAL | M | 89.8 | 4' - 10" | 5' - 5" | 26.3 |
| RESIDENTIAL | M | 89.9 | 3' - 1" | 4' - 11" | 15.4 |
| RESIDENTIAL | M | 89.10 | 3' - 2" | 6' - 1" | 19.2 |
| RESIDENTIAL | ST | 89.11 | 0' - 8" | 31' - 2" | 20.8 |
| RESIDENTIAL | P | 89.12 | 0' - 11" | 7' - 9" | 7.1 |
| RESIDENTIAL | P | 89.13 | 1' - 0" | 6' - 3" | 6.2 |
| RESIDENTIAL | M | 89.14 | 1' - 8" | 2' - 10" | 4.7 |
| RESIDENTIAL | M | 89.15 | 4' - 5" | 4' - 8" | 20.8 |
| RESIDENTIAL | M | 89.16 | 3' - 10" | 4' - 6" | 17.0 |
| RESIDENTIAL | M | 89.17 | 2' - 10" | 3' - 4" | 9.5 |
| RESIDENTIAL | M | 89.18 | 2' - 8" | 4' - 10" | 12.7 |
| RESIDENTIAL | M | 89.19 | 1' - 5" | 1' - 8" | 2.4 |
| RESIDENTIAL | M | 89.20 | 1' - 8" | 1' - 8" | 2.8 |
| RESIDENTIAL | P | 89.21 | 1' - 7" | 5' - 6" | 8.5 |
| RESIDENTIAL | M | 89.22 | 1' - 6" | 3' - 2" | 4.7 |
| RESIDENTIAL | P | 89.23 | 1' - 0" | 4' - 3" | 4.3 |
| RESIDENTIAL | P | 89.24 | 0' - 11" | 3' - 6" | 3.1 |
| RESIDENTIAL | M | 89.25 | 1' - 3" | 3' - 5" | 4.3 |
| RESIDENTIAL | M | 89.26 | 3' - 5" | 4' - 7" | 15.6 |
| RESIDENTIAL | P | 89.27 | 1' - 1" | 3' - 5" | 3.8 |
| RESIDENTIAL | E | 89.28 | 1' - 11" | 3' - 5" | 6.6 |
| RESIDENTIAL | E | 89.29 | 0' - 9" | 4' - 6" | 3.3 |
| RESIDENTIAL | E | 89.30 | 2' - 9" | 3' - 8" | 10.2 |
| RESIDENTIAL | E | 89.31 | 1' - 1" | 1' - 8" | 1.8 |
| RESIDENTIAL | M | 89.32 | 2' - 3" | 2' - 11" | 6.6 |
| SUBTOTAL | | | | | 343.4 |

| 89TH FLOOR DEDUCTIONS | | | | | |
|---|---|---|---|---|---|
| ZONE C5-3 MID | | | | | |
| USE | TYPE | No. | LENGTH | WIDTH | AREA (SF) |
| RESIDENTIAL | ST | 89.33 | 0' - 8" | 8' - 8" | 5.8 |
| RESIDENTIAL | M | 89.34 | 1' - 1" | 3' - 2" | 3.5 |
| RESIDENTIAL | ST | 89.35 | 0' - 8" | 1' - 6" | 1.0 |
| RESIDENTIAL | M | 89.36 | 3' - 0" | 5' - 3" | 15.8 |
| RESIDENTIAL | M | 89.37 | 4' - 5" | 8' - 7" | 37.9 |
| RESIDENTIAL | M | 89.38 | 1' - 8" | 2' - 6" | 4.2 |
| RESIDENTIAL | P | 89.39 | 0' - 10" | 7' - 0" | 5.6 |
| RESIDENTIAL | M | 89.40 | 1' - 2" | 3' - 4" | 4.0 |
| RESIDENTIAL | M | 89.41 | 0' - 11" | 3' - 5" | 3.0 |
| RESIDENTIAL | M | 89.42 | 3' - 1" | 4' - 11" | 15.2 |
| RESIDENTIAL | M | 89.43 | 2' - 10" | 3' - 4" | 9.4 |
| RESIDENTIAL | P | 89.44 | 1' - 9" | 2' - 11" | 5.0 |
| RESIDENTIAL | P | 89.45 | 0' - 7" | 1' - 0" | 0.5 |
| RESIDENTIAL | M | 89.46 | 3' - 9" | 4' - 3" | 16.0 |
| RESIDENTIAL | M | 89.47 | 1' - 10" | 1' - 10" | 3.4 |
| RESIDENTIAL | M | 89.48 | 1' - 10" | 1' - 10" | 3.4 |
| RESIDENTIAL | M | 89.49 | 0' - 5" | 1' - 1" | 0.4 |
| SUBTOTAL | | | | | 134.1 |

| 89TH FLOOR AREA CALCULATIONS | | | |
|---|---|---|---|
| ZONE C5-1 AND C5-3 MID | | | |
| USE | *GFA | *DEDUCTIONS | *ZFA (SF) |
| RESIDENTIAL | 7,835 | 477 | 7,358 |
| TOTAL | 7,835 | 477 | 7,358 |

| 89TH FLOOR AREA CALCULATIONS | | | | |
|---|---|---|---|---|
| ZONE C5-1 | | | | |
| USE | No. | *GFA | *DEDUCTIONS | *ZFA (SF) |
| RESIDENTIAL | | 6,329 | 343 | 5,985 |
| TOTAL | | 6,329 | 343 | 5,985 |

| 89TH FLOOR AREA CALCULATIONS | | | | |
|---|---|---|---|---|
| ZONE C5-3 MID | | | | |
| USE | No. | *GFA | *DEDUCTIONS | *ZFA (SF) |
| RESIDENTIAL | | 1,507 | 134 | 1,372 |
| TOTAL | | 1,507 | 134 | 1,372 |

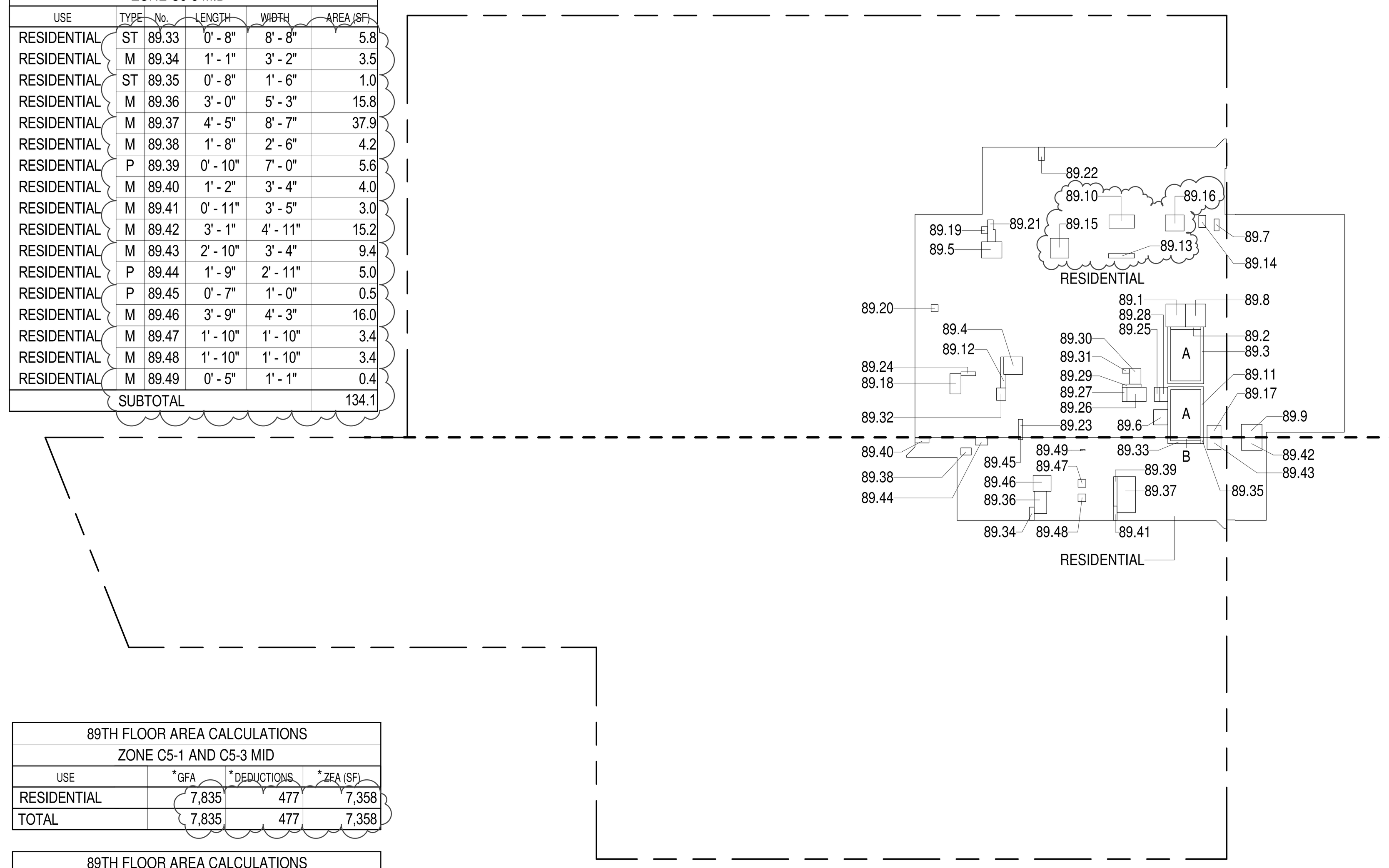


89TH FLOOR (MFD:127TH FLOOR) GROSS FLOOR AREA PLAN AND DEDUCTIONS 1
3/64" = 1'-0"

ZONING AND DEDUCT LEGEND

DEDUCTIONS

M - MECHANICAL ROOM / RISER

E - ELECTRICAL SHAFT / RISER

P - PLUMBING RISER

BG - BELOW GRADE

O - OPENING TO BELOW

L - LOADING BAYS

ST - 44" RESI STAIR SHAFT (INCLUDING 8" PERIMETER)

G - GAP FROM ADJACENT BUILDING

DEVELOPMENT LOT LINE

* WHERE APPLICABLE, DOCUMENTED AND CALCULATED AREAS HAVE BEEN ROUNDED TO ITS NEXT SIGNIFICANT DIGIT.

** LENGTH AND WIDTH DIMENSIONS FOR COMPLEX SHAPES HAVE BEEN SIMPLIFIED TO ILLUSTRATE ONLY LARGEST OVERALL DIMENSION RESPECTIVELY. AREA DOCUMENTED IS THE EXACT AREA OF THE COMPLEX SHAPE

*** ELECTRICAL DEDUCTIONS ARE ONLY FOR ELECTRICAL RISERS. AND CLOSETS. NO DEDUCTIONS TAKEN FOR TELEPHONE CLOSETS

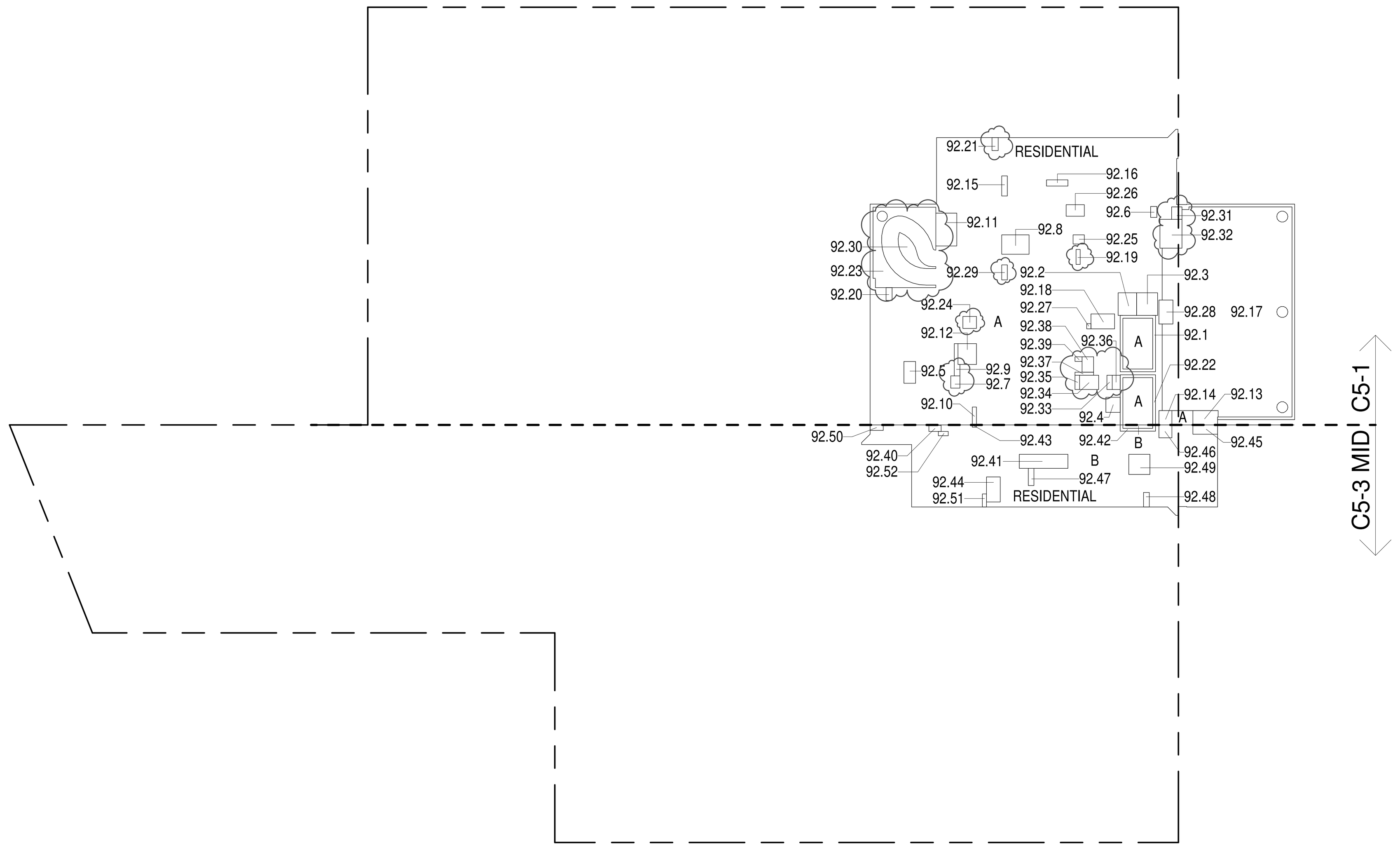


92ND FLOOR (MFD:130TH FLOOR) GROSS FLOOR AREA PLAN AND DEDUCTIONS 4
3/64" = 1'-0"

| 91ST FLOOR DEDUCTIONS | | | | | |
|---|---|---|---|---|---|
| ZONE C5-1 | | | | | |
| USE | TYPE | No. | LENGTH | WIDTH | AREA (SF) |
| RESIDENTIAL | P | 91.1 | 4' - 5" | 5' - 5" | 24.1 |
| RESIDENTIAL | M | 91.2 | 5' - 1" | 5' - 5" | 27.5 |
| RESIDENTIAL | M | 91.3 | 3' - 5" | 3' - 8" | 12.5 |
| RESIDENTIAL | M | 91.4 | 2' - 10" | 4' - 9" | 13.1 |
| RESIDENTIAL | M | 91.5 | 3' - 1" | 4' - 7" | 14.0 |
| RESIDENTIAL | M | 91.6 | 2' - 3" | 2' - 11" | 6.6 |
| RESIDENTIAL | M | 91.7 | 1' - 6" | 3' - 2" | 4.7 |
| RESIDENTIAL | P | 91.8 | 1' - 1" | 7' - 8" | 8.1 |
| RESIDENTIAL | P | 91.9 | 1' - 0" | 4' - 3" | 4.3 |
| RESIDENTIAL | M | 91.10 | 4' - 10" | 6' - 0" | 29.1 |
| RESIDENTIAL | M | 91.11 | 4' - 2" | 4' - 5" | 18.4 |
| RESIDENTIAL | M | 91.12 | 2' - 2" | 5' - 0" | 11.0 |
| RESIDENTIAL | M | 91.13 | 3' - 1" | 3' - 5" | 10.7 |
| RESIDENTIAL | M | 91.14 | 4' - 4" | 5' - 0" | 21.6 |
| RESIDENTIAL | P | 91.15 | 1' - 0" | 5' - 10" | 5.8 |
| RESIDENTIAL | M | 91.16 | 2' - 6" | 2' - 9" | 6.8 |
| RESIDENTIAL | M | 91.17 | 1' - 8" | 1' - 8" | 2.7 |
| RESIDENTIAL | ST | 91.18 | 1' - 4" | 20' - 9" | 27.6 |
| RESIDENTIAL | ST | 91.19 | 0' - 8" | 31' - 2" | 20.8 |
| RESIDENTIAL | P | 91.20 | 0' - 5" | 3' - 0" | 1.2 |
| RESIDENTIAL | M | 91.21 | 1' - 3" | 2' - 10" | 3.6 |
| RESIDENTIAL | M | 91.22 | 1' - 6" | 3' - 1" | 4.5 |
| RESIDENTIAL | M | 91.23 | 2' - 9" | 3' - 3" | 9.0 |
| RESIDENTIAL | M | 91.24 | 3' - 4" | 5' - 9" | 19.3 |
| RESIDENTIAL | M | 91.25 | 3' - 11" | 5' - 9" | 22.8 |
| RESIDENTIAL | M | 91.26 | 1' - 3" | 2' - 9" | 3.5 |
| RESIDENTIAL | M | 91.27 | 1' - 3" | 3' - 5" | 4.3 |
| RESIDENTIAL | M | 91.28 | 3' - 5" | 4' - 7" | 15.6 |
| RESIDENTIAL | P | 91.29 | 1' - 1" | 3' - 5" | 3.8 |
| RESIDENTIAL | E | 91.30 | 1' - 11" | 3' - 5" | 6.6 |
| RESIDENTIAL | E | 91.31 | 0' - 9" | 4' - 6" | 3.3 |
| RESIDENTIAL | E | 91.32 | 2' - 9" | 3' - 8" | 10.2 |
| RESIDENTIAL | E | 91.33 | 1' - 1" | 1' - 8" | 1.8 |
| SUBTOTAL | | | | | 379.0 |

| 91ST FLOOR DEDUCTIONS | | | | | |
|---|---|---|---|---|---|
| ZONE C5-3 MID | | | | | |
| USE | TYPE | No. | LENGTH | WIDTH | AREA (SF) |
| RESIDENTIAL | P | 91.34 | 1' - 5" | 2' - 1" | 2.9 |
| RESIDENTIAL | M | 91.35 | 4' - 5" | 8' - 7" | 37.9 |
| RESIDENTIAL | P | 91.36 | 0' - 7" | 1' - 0" | 0.5 |
| RESIDENTIAL | M | 91.37 | 2' - 4" | 5' - 0" | 11.7 |
| RESIDENTIAL | M | 91.38 | 2' - 10" | 3' - 1" | 8.8 |
| RESIDENTIAL | M | 91.39 | 1' - 2" | 3' - 10" | 4.5 |
| RESIDENTIAL | ST | 91.40 | 0' - 8" | 10' - 2" | 6.8 |
| RESIDENTIAL | M | 91.41 | 3' - 1" | 5' - 7" | 17.0 |
| RESIDENTIAL | M | 91.42 | 1' - 1" | 3' - 2" | 3.4 |
| RESIDENTIAL | M | 91.43 | 3' - 9" | 4' - 4" | 16.3 |
| RESIDENTIAL | M | 91.44 | 0' - 10" | 3' - 8" | 3.0 |
| RESIDENTIAL | M | 91.45 | 1' - 1" | 2' - 5" | 2.6 |
| RESIDENTIAL | P | 91.46 | 0' - 10" | 3' - 9" | 3.1 |
| SUBTOTAL | | | | | 118.6 |

| 91ST FLOOR AREA CALCULATIONS | | | | |
|---|---|---|---|---|
| ZONE C5-3 MID | | | | |
| USE | No. | *GFA | *DEDUCTIONS | *ZFA (SF) |
| RESIDENTIAL | | 1,507 | 119 | 1,388 |
| TOTAL | | 1,507 | 119 | 1,388 |

| 91ST FLOOR AREA CALCULATIONS | | | |
|---|---|---|---|
| ZONE C5-1 AND C5-3 MID | | | |
| USE | *GFA | *DEDUCTIONS | *ZFA (SF) |
| RESIDENTIAL | 7,835 | 498 | 7,337 |
| TOTAL | 7,835 | 498 | 7,337 |

| 91ST FLOOR AREA CALCULATIONS | | | | |
|---|---|---|---|---|
| ZONE C5-1 | | | | |
| USE | No. | *GFA | *DEDUCTIONS | *ZFA (SF) |
| RESIDENTIAL | | 6,329 | 379 | 5,950 |
| TOTAL | | 6,329 | 379 | 5,950 |

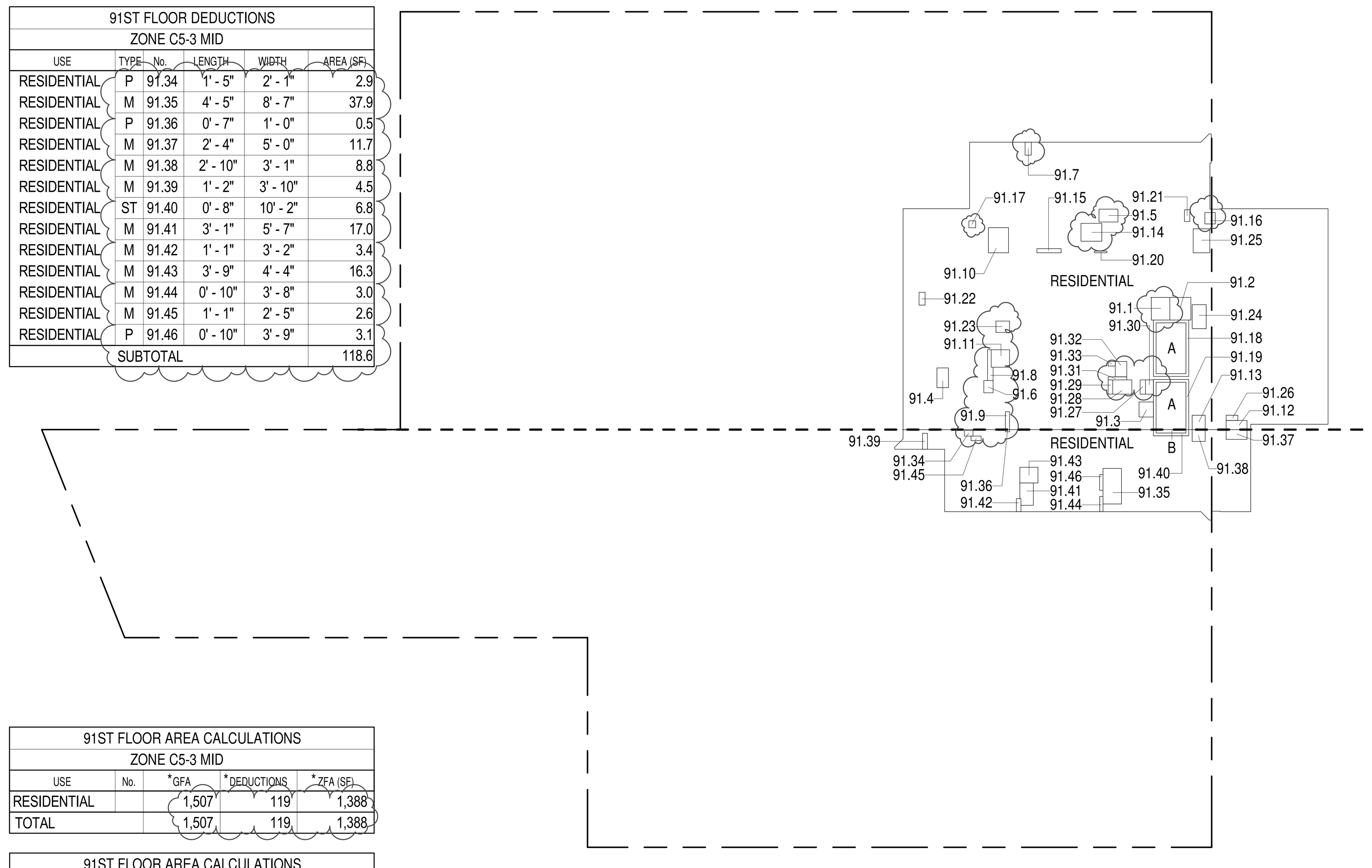


91ST FLOOR (MFD:129TH FLOOR) GROSS FLOOR AREA PLAN AND DEDUCTIONS 2
3/64" = 1'-0"

| 90TH FLOOR DEDUCTIONS | | | | | |
|---|---|---|---|---|---|
| ZONE C5-1 | | | | | |
| USE | TYPE | No. | LENGTH | WIDTH | AREA (SF) |
| RESIDENTIAL | ST | 92.1 | 1' - 4" | 20' - 9" | 27.6 |
| RESIDENTIAL | P | 92.2 | 4' - 5" | 5' - 5" | 24.1 |
| RESIDENTIAL | M | 92.3 | 5' - 1" | 5' - 5" | 27.5 |
| RESIDENTIAL | M | 92.4 | 3' - 5" | 3' - 8" | 12.5 |
| RESIDENTIAL | M | 92.5 | 2' - 10" | 5' - 3" | 14.6 |
| RESIDENTIAL | M | 92.6 | 1' - 6" | 2' - 7" | 3.9 |
| RESIDENTIAL | M | 92.7 | 2' - 2" | 2' - 11" | 6.5 |
| RESIDENTIAL | M | 92.8 | 4' - 8" | 6' - 7" | 30.6 |
| RESIDENTIAL | P | 92.9 | 1' - 0" | 8' - 1" | 8.4 |
| RESIDENTIAL | P | 92.10 | 1' - 0" | 4' - 3" | 4.3 |
| RESIDENTIAL | M | 92.11 | 5' - 1" | 7' - 11" | 39.9 |
| RESIDENTIAL | M | 92.12 | 4' - 5" | 5' - 0" | 22.2 |
| RESIDENTIAL | M | 92.13 | 3' - 4" | 6' - 2" | 20.6 |
| RESIDENTIAL | M | 92.14 | 3' - 1" | 3' - 5" | 10.7 |
| RESIDENTIAL | P | 92.15 | 1' - 5" | 4' - 10" | 6.6 |
| RESIDENTIAL | P | 92.16 | 1' - 6" | 5' - 2" | 7.7 |
| RESIDENTIAL | O | 92.17 | 24' - 10" | 59' - 6" | 1,477.0 |
| RESIDENTIAL | M | 92.18 | 3' - 7" | 5' - 8" | 20.5 |
| RESIDENTIAL | P | 92.19 | 1' - 0" | 3' - 7" | 3.6 |
| RESIDENTIAL | M | 92.20 | 1' - 6" | 3' - 1" | 4.5 |
| RESIDENTIAL | M | 92.21 | 1' - 6" | 3' - 2" | 4.7 |
| RESIDENTIAL | ST | 92.22 | 0' - 8" | 31' - 3" | 20.8 |
| RESIDENTIAL | O | 92.23 | 2' - 7" | 47' - 8" | 121.5 |
| RESIDENTIAL | M | 92.24 | 2' - 11" | 3' - 3" | 9.4 |
| RESIDENTIAL | M | 92.25 | 2' - 3" | 2' - 8" | 6.0 |
| RESIDENTIAL | M | 92.26 | 2' - 10" | 4' - 4" | 12.2 |
| RESIDENTIAL | M | 92.27 | 1' - 0" | 1' - 3" | 1.3 |
| RESIDENTIAL | M | 92.28 | 3' - 4" | 5' - 9" | 19.4 |
| RESIDENTIAL | P | 92.29 | 1' - 5" | 3' - 7" | 5.0 |
| SUBTOTAL | | | | | |

| 90TH FLOOR DEDUCTIONS | | | | | |
|---|---|---|---|---|---|
| ZONE C5-1 | | | | | |
| USE | TYPE | No. | LENGTH | WIDTH | AREA (SF) |
| RESIDENTIAL | O | 92.30 | 2' - 4" | 11' - 10" | 27.7 |
| RESIDENTIAL | M | 92.31 | 2' - 6" | 3' - 0" | 7.4 |
| RESIDENTIAL | M | 92.32 | 5' - 3" | 6' - 11" | 36.6 |
| RESIDENTIAL | M | 92.33 | 1' - 3" | 3' - 5" | 4.3 |
| RESIDENTIAL | M | 92.34 | 3' - 5" | 4' - 7" | 15.6 |
| RESIDENTIAL | P | 92.35 | 1' - 1" | 3' - 5" | 3.8 |
| RESIDENTIAL | E | 92.36 | 1' - 11" | 3' - 5" | 6.6 |
| RESIDENTIAL | E | 92.37 | 0' - 9" | 4' - 6" | 3.3 |
| RESIDENTIAL | E | 92.38 | 2' - 9" | 3' - 8" | 10.2 |
| RESIDENTIAL | E | 92.39 | 1' - 1" | 1' - 8" | 1.8 |
| SUBTOTAL | | | | | 2,090.7 |

| 90TH FLOOR DEDUCTIONS | | | | | |
|---|---|---|---|---|---|
| ZONE C5-3 MID | | | | | |
| USE | TYPE | No. | LENGTH | WIDTH | AREA (SF) |
| RESIDENTIAL | P | 92.40 | 1' - 6" | 2' - 11" | 4.3 |
| RESIDENTIAL | M | 92.41 | 3' - 5" | 11' - 8" | 39.5 |
| RESIDENTIAL | ST | 92.42 | 0' - 8" | 10' - 2" | 6.8 |
| RESIDENTIAL | P | 92.43 | 0' - 7" | 1' - 0" | 0.5 |
| RESIDENTIAL | M | 92.44 | 3' - 4" | 6' - 0" | 19.9 |
| RESIDENTIAL | M | 92.45 | 2' - 3" | 5' - 11" | 13.4 |
| RESIDENTIAL | M | 92.46 | 3' - 1" | 3' - 1" | 9.6 |
| RESIDENTIAL | P | 92.47 | 1' - 4" | 4' - 1" | 5.5 |
| RESIDENTIAL | M | 92.48 | 1' - 4" | 3' - 6" | 4.8 |
| RESIDENTIAL | M | 92.49 | 4' - 10" | 5' - 1" | 24.4 |
| RESIDENTIAL | M | 92.50 | 1' - 4" | 3' - 2" | 4.2 |
| RESIDENTIAL | M | 92.51 | 1' - 0" | 3' - 2" | 3.1 |
| RESIDENTIAL | M | 92.52 | 1' - 0" | 2' - 4" | 2.4 |
| SUBTOTAL | | | | | 138.4 |

| 90TH FLOOR AREA CALCULATIONS | | | |
|---|---|---|---|
| ZONE C5-1 AND C5-3 MID | | | |
| USE | *GFA | *DEDUCTIONS | *ZFA (SF) |
| RESIDENTIAL | 7,835 | 2,229 | 5,606 |
| TOTAL | 7,835 | 2,229 | 5,606 |

| 90TH FLOOR AREA CALCULATIONS | | | | |
|---|---|---|---|---|
| ZONE C5-1 | | | | |
| USE | No. | *GFA | *DEDUCTIONS | *ZFA (SF) |
| RESIDENTIAL | | 6,329 | 2,091 | 4,238 |
| TOTAL | | 6,329 | 2,091 | 4,238 |

| 90TH FLOOR AREA CALCULATIONS | | | | |
|---|---|---|---|---|
| ZONE C5-3 MID | | | | |
| USE | No. | *GFA | *DEDUCTIONS | *ZFA (SF) |
| RESIDENTIAL | | 1,507 | 138 | 1,368 |
| TOTAL | | 1,507 | 138 | 1,368 |

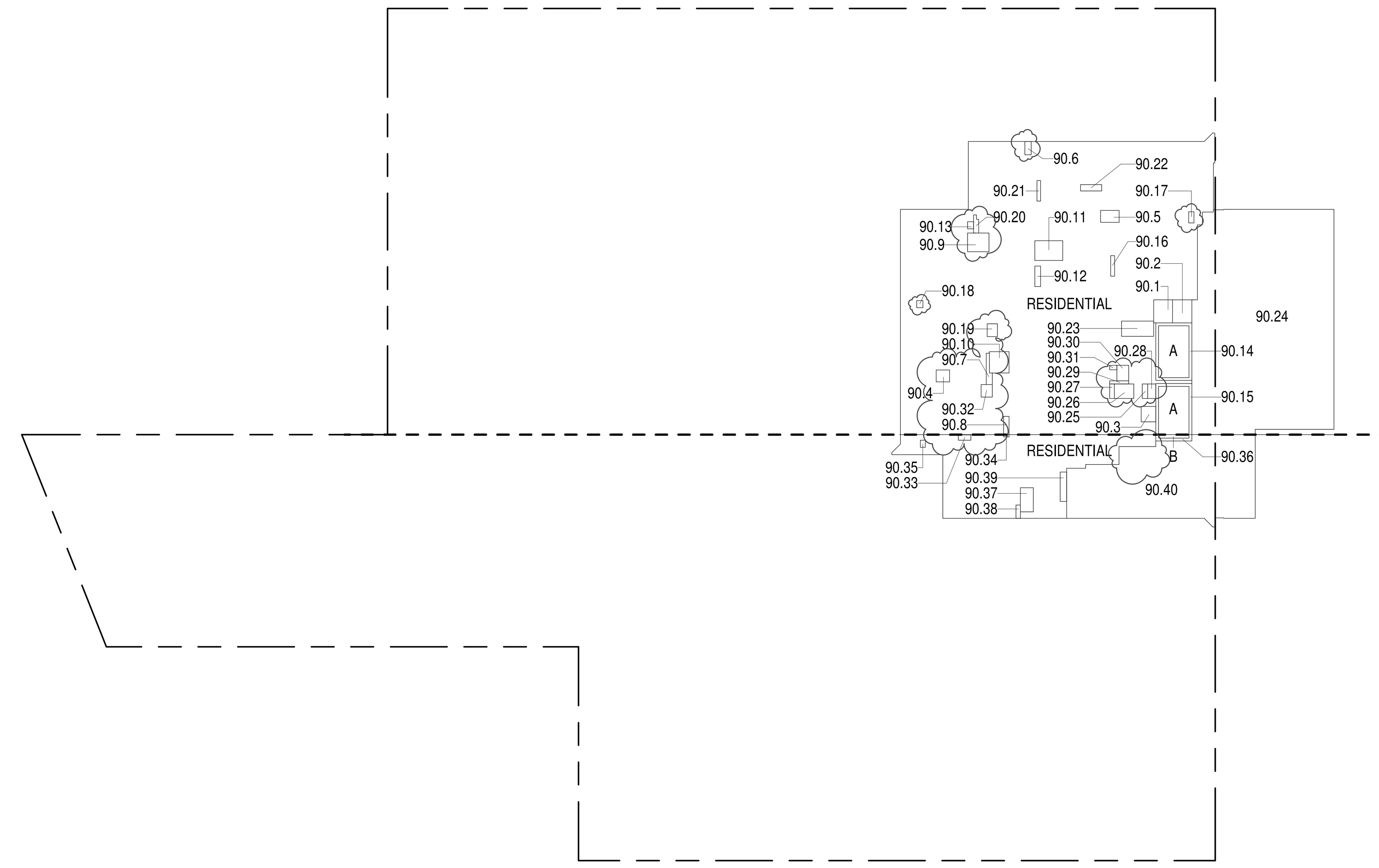


90TH FLOOR (MFD:128TH FLOOR) GROSS FLOOR AREA PLAN AND DEDUCTIONS 3
3/64" = 1'-0"

DEPT OF BLDGS 121328205 Job Number
ES295511819 Scan Code

KEY PLAN:

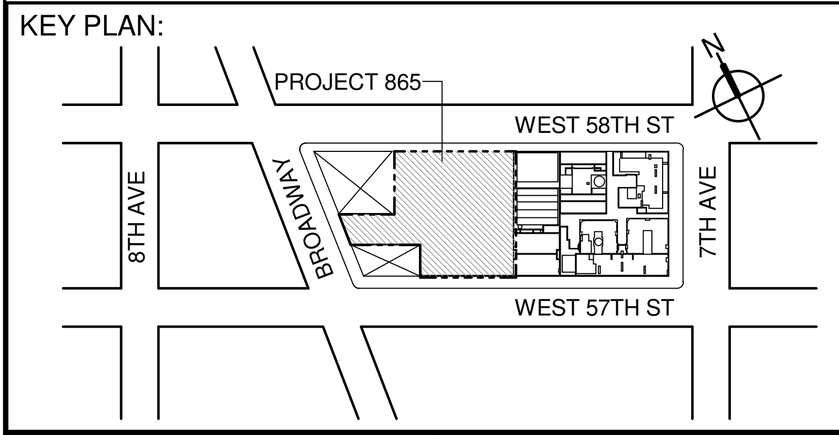


PROJECT NORTH | TRUE NORTH


DEVELOPER:
**EXTELL DEVELOPMENT COMPANY**
805 THIRD AVENUE, 7TH FLOOR
New York, NY 10022 USA
TEL: 212 712 6000 FAX: 212 712 6100

DESIGN ARCHITECT: Base Building Shell & Core
**ADRIAN SMITH + GORDON GILL ARCHITECTURE**
111 WEST MONROE STREET SUITE 2300
CHICAGO IL 60603
TEL: 312 920 1888 FAX: 312 920 1775

ARCHITECT OF RECORD: Base Building Shell & Core
**AAI ARCHITECTS, P.C.**
401 Wellington St. W., 3rd Floor
Toronto, ON M5V 1E7 Canada
TEL: 416 967 1500 FAX: 416 967 7150

STRUCTURAL ENGINEERS:
**WSP CANTOR SEINUK**
228 EAST 45th Street
New York, NY 10017 USA
TEL: 212 687 9888 FAX: 646 487 5501

MEP ENGINEERS:
**AKF GROUP**
1501 Broadway
New York, NY 10036 USA
TEL: 212 354 5656 FAX: 212 354 5668

GEOTECHNICAL ENGINEERS:
**Langan Engineering & Environmental Services**
21 Penn Plaza - 360 West 31st Street, 8th Floor
New York, NY 10001-2727
TEL: 212 479 5400 FAX: 212 479 5444

CODE CONSULTANTS:
**Construction Consulting Associates**
100 Church Street
New York, NY 10007
TEL: 212 385 1818 FAX: 212 385 1911

CURTAINWALL CONSULTANT:
**AJLP Consulting**
40 Worth Street. Suite 826
New York, NY 10013
TEL: 212 757 5659 FAX: 646 219 8508

LANDMARK/PRESERVATION CONSULTANT:
**Higgins Quasebarth & Partners LLC**
11 Hanover Square, 16th Floor
New York, NY 1005
TEL: 212 274 9468 FAX: 646 274 9380

LANDMARK/PRESERVATION CONSULTANT:
**Jan Hird Pokorny Associates, Inc.**
39 West 37th Street, 12A
New York, NY 10018
TEL: 212 759 6462 FAX: 212 759 6540


| No. | DESCRIPTION: | DATE: |
|---|---|---|
| 1 | D.O.B. SUBMISSION | 05 DEC 14 |
| 2 | D.O.B. SUBMISSION | 18 FEB 15 |
| | D.O.B. SUBMISSION | 27 APR 14 |
| | D.O.B. AMENDMENT 2 | 21 SEP 15 |
| | D.O.B. AMENDMENT 3 | 03 OCT 16 |

0 10' - 8" 21' - 4" 42' - 8"

**D.O.B. SUBMISSION**


Discrepancies must be reported immediately to the Architect before proceeding. Only figured dimensions are to be used. Contractors must check all dimensions on site. This drawing is protected by copyright.


ALL DIMENSIONS ARE SHOWN IN IMPERIAL.

CONSULTANT:
AAI ARCHITECTS, P.C.

PROJECT:
**217 WEST 57TH STREET**
NEW YORK, NY

DRAWING TITLE:
ZONING FLOOR AREA PLAN AND DEDUCTIONS
89TH, 90TH, 91ST, 92ND FLOOR

SEAL & SIGNATURE: REGISTERED ARCHITECT WIEPKE DAVID JANSEN No. 028881 STATE OF NEW YORK

| DATE: | 05 DEC 14 |
|---|---|
| PROJECT No: | 1216-00 |
| DRAWN: Author | REV: 2 |
| CHK: Checker | |
| SCALE: 3/64" = 1'-0" | |
| DWG No: | Z-038.02 |
| DOB PAGE No: | 35 of 454 |

DOB EMPLOYEE STAMP: | DOB B-SCAN:

36" x 48" Arch E -SHEET SIZE

FILE NAME:
PLOT DATE: 10/14/2016 2:03:53 PM

| 93RD FLOOR AREA CALCULATIONS | | | | |
|---|---|---|---|---|
| ZONE C5-1 | | | | |
| USE | No. | *GFA | *DEDUCTIONS | *ZFA (SF) |
| RESIDENTIAL | | 6,317 | 398 | 5,918 |
| TOTAL | | 6,317 | 398 | 5,918 |

| 93RD FLOOR AREA CALCULATIONS | | | | |
|---|---|---|---|---|
| ZONE C5-3 MID | | | | |
| USE | No. | *GFA | *DEDUCTIONS | *ZFA (SF) |
| RESIDENTIAL | | 1,504 | 109 | 1,394 |
| TOTAL | | 1,504 | 109 | 1,394 |

| 93RD FLOOR AREA CALCULATIONS | | | |
|---|---|---|---|
| ZONE C5-1 AND C5-3 MID | | | |
| USE | *GFA | *DEDUCTIONS | *ZFA (SF) |
| RESIDENTIAL | 7,820 | 507 | 7,313 |
| TOTAL | 7,820 | 507 | 7,313 |

| 93RD FLOOR DEDUCTIONS | | | | | |
|---|---|---|---|---|---|
| ZONE C5-1 | | | | | |
| USE | TYPE | No. | LENGTH | WIDTH | AREA (SF) |
| RESIDENTIAL | ST | 93.1 | 0' - 8" | 26' - 4" | 17.5 |
| RESIDENTIAL | P | 93.2 | 4' - 8" | 5' - 5" | 25.3 |
| RESIDENTIAL | M | 93.3 | 3' - 5" | 3' - 8" | 12.5 |
| RESIDENTIAL | M | 93.4 | 2' - 6" | 3' - 1" | 7.7 |
| RESIDENTIAL | ST | 93.5 | 0' - 8" | 7' - 2" | 4.8 |
| RESIDENTIAL | ST | 93.6 | 0' - 8" | 26' - 4" | 17.5 |
| RESIDENTIAL | M | 93.7 | 4' - 10" | 5' - 5" | 26.3 |
| RESIDENTIAL | M | 93.8 | 1' - 6" | 1' - 8" | 2.5 |
| RESIDENTIAL | O | 93.9 | 2' - 7" | 47' - 10" | 123.1 |
| RESIDENTIAL | O | 93.10 | 2' - 4" | 11' - 10" | 27.7 |
| RESIDENTIAL | M | 93.11 | 3' - 6" | 5' - 8" | 19.7 |
| RESIDENTIAL | M | 93.12 | 3' - 5" | 3' - 6" | 11.8 |
| RESIDENTIAL | M | 93.13 | 0' - 3" | 3' - 5" | 0.8 |
| RESIDENTIAL | M | 93.14 | 1' - 4" | 4' - 2" | 5.6 |
| RESIDENTIAL | M | 93.15 | 2' - 5" | 2' - 8" | 6.5 |
| RESIDENTIAL | M | 93.16 | 1' - 3" | 4' - 9" | 5.8 |
| RESIDENTIAL | M | 93.17 | 4' - 2" | 6' - 4" | 26.3 |
| RESIDENTIAL | P | 93.18 | 1' - 0" | 4' - 11" | 4.9 |
| RESIDENTIAL | P | 93.19 | 1' - 1" | 4' - 9" | 5.0 |
| RESIDENTIAL | P | 93.20 | 0' - 7" | 2' - 8" | 1.5 |
| RESIDENTIAL | M | 93.21 | 1' - 3" | 3' - 5" | 4.3 |
| RESIDENTIAL | M | 93.22 | 3' - 5" | 4' - 7" | 15.6 |
| RESIDENTIAL | P | 93.23 | 1' - 1" | 3' - 5" | 3.8 |
| RESIDENTIAL | E | 93.24 | 1' - 11" | 3' - 5" | 6.6 |
| RESIDENTIAL | E | 93.25 | 0' - 9" | 4' - 6" | 3.3 |
| RESIDENTIAL | E | 93.26 | 2' - 9" | 3' - 8" | 10.2 |
| RESIDENTIAL | E | 93.27 | 1' - 1" | 1' - 8" | 1.8 |
| SUBTOTAL | | | | | 398.4 |

| 93RD FLOOR DEDUCTIONS | | | | | |
|---|---|---|---|---|---|
| ZONE C5-3 MID | | | | | |
| USE | TYPE | No. | LENGTH | WIDTH | AREA (SF) |
| RESIDENTIAL | ST | 93.28 | 0' - 7" | 7' - 2" | 4.5 |
| RESIDENTIAL | ST | 93.29 | 0' - 8" | 1' - 6" | 1.0 |
| RESIDENTIAL | ST | 93.30 | 0' - 8" | 1' - 6" | 1.0 |
| RESIDENTIAL | M | 93.31 | 3' - 4" | 9' - 10" | 32.8 |
| RESIDENTIAL | M | 93.32 | 3' - 4" | 8' - 8" | 29.3 |
| RESIDENTIAL | M | 93.33 | 3' - 9" | 5' - 0" | 18.7 |
| RESIDENTIAL | M | 93.34 | 2' - 0" | 3' - 6" | 7.0 |
| RESIDENTIAL | M | 93.35 | 2' - 4" | 2' - 4" | 5.5 |
| RESIDENTIAL | M | 93.36 | 1' - 4" | 3' - 5" | 4.5 |
| RESIDENTIAL | M | 93.37 | 1' - 5" | 3' - 6" | 4.8 |
| SUBTOTAL | | | | | 109.1 |

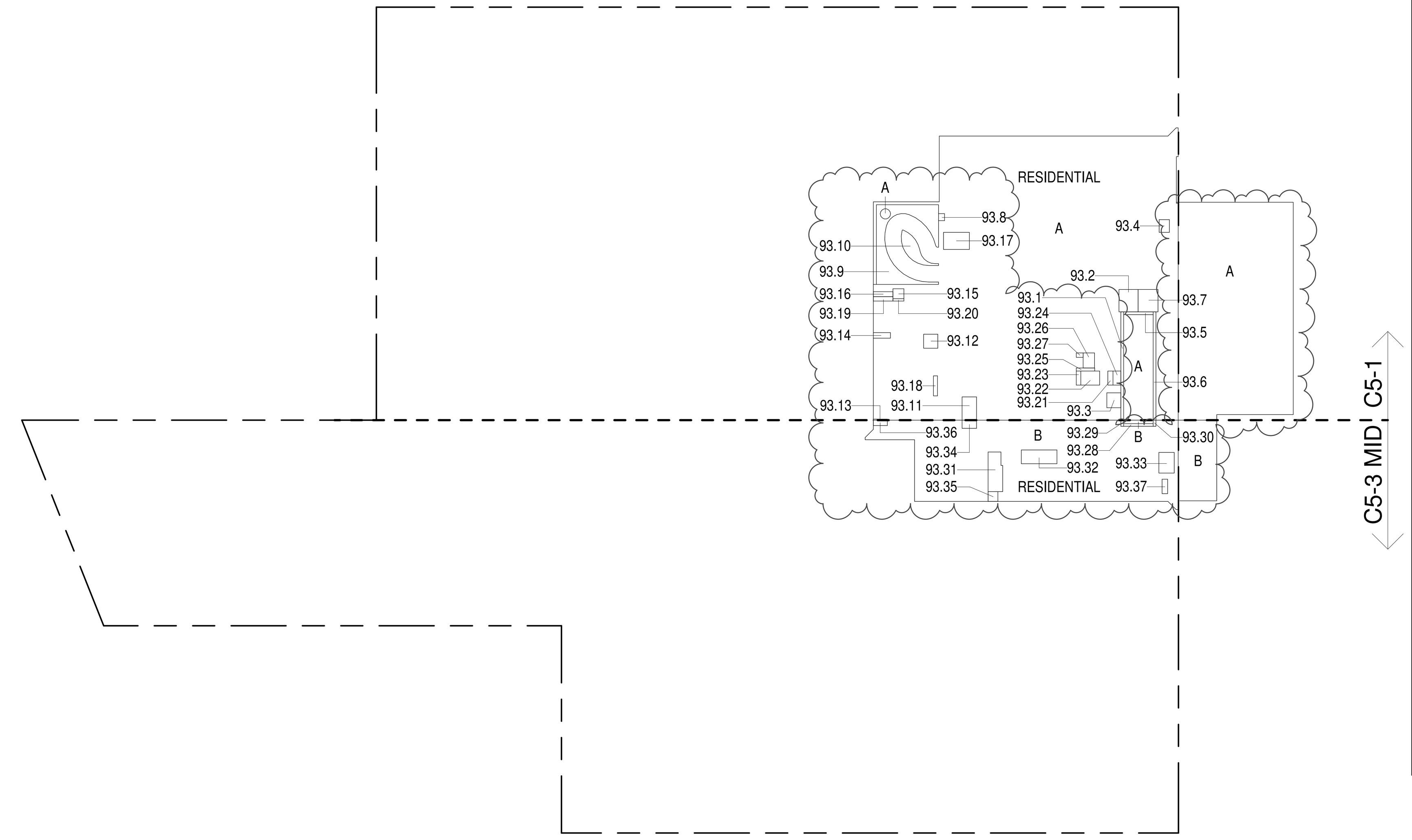


## 93RD FLOOR (MFD:131ST FLOOR) GROSS FLOOR AREA PLAN AND DEDUCTIONS (1)

3/64" = 1'-0"

ZONING AND DEDUCT LEGEND

DEDUCTIONS

M - MECHANICAL ROOM / RISER

E - ELECTRICAL SHAFT / RISER

P - PLUMBING RISER

BG - BELOW GRADE

O - OPENING TO BELOW

L - LOADING BAYS

ST - 44" RESI STAIR SHAFT (INCLUDING 8" PERIMETER)

G - GAP FROM ADJACENT BUILDING

DEVELOPMENT LOT LINE

* WHERE APPLICABLE, DOCUMENTED AND CALCULATED AREAS HAVE BEEN ROUNDED TO ITS NEXT SIGNIFICANT DIGIT.

** LENGTH AND WIDTH DIMENSIONS FOR COMPLEX SHAPES HAVE BEEN SIMPLIFIED TO ILLUSTRATE ONLY LARGEST OVERALL DIMENSION RESPECTIVELY. AREA DOCUMENTED IS THE EXACT AREA OF THE COMPLEX SHAPE

*** ELECTRICAL DEDUCTIONS ARE ONLY FOR ELECTRICAL RISERS. AND CLOSETS. NO DEDUCTIONS TAKEN FOR TELEPHONE CLOSETS

| 94TH FLOOR AREA CALCULATIONS | | | | |
|---|---|---|---|---|
| ZONE C5-1 | | | | |
| USE | No. | *GFA | *DEDUCTIONS | *ZFA (SF) |
| RESIDENTIAL | | 4,865 | 4,865 | 0 |
| TOTAL | | 4,865 | 4,865 | 0 |

| 94TH FLOOR AREA CALCULATIONS | | | | |
|---|---|---|---|---|
| ZONE C5-3 MID | | | | |
| USE | No. | *GFA | *DEDUCTIONS | *ZFA (SF) |
| RESIDENTIAL | 94.5 | 1,319 | 1,319 | 0 |
| TOTAL | | 1,319 | 1,319 | 0 |

| 94TH FLOOR AREA CALCULATIONS | | | |
|---|---|---|---|
| ZONE C5-1 AND C5-3 MID | | | |
| USE | *GFA | *DEDUCTIONS | *ZFA (SF) |
| RESIDENTIAL | 6,184 | 6,184 | 0 |
| TOTAL | 6,184 | 6,184 | 0 |

| 94TH FLOOR DEDUCTIONS | | | | | |
|---|---|---|---|---|---|
| ZONE C5-1 | | | | | |
| USE | TYPE | No. | LENGTH | WIDTH | AREA (SF) |
| RESIDENTIAL | O | 94.1 | 20' - 6" | 59' - 2" | 1,214.5 |
| RESIDENTIAL | M | 94.2 | 32' - 5" | 112' - 2" | 3,635.5 |
| RESIDENTIAL | M | 94.3 | | | 7.1 |
| RESIDENTIAL | M | 94.4 | | | 7.9 |
| SUBTOTAL | | | | | 4,864.9 |

| 94TH FLOOR DEDUCTIONS | | | | | |
|---|---|---|---|---|---|
| ZONE C5-3 MID | | | | | |
| USE | TYPE | No. | LENGTH | WIDTH | AREA (SF) |
| RESIDENTIAL | M | 94.5 | 16' - 5" | 80' - 3" | 1,319.2 |
| SUBTOTAL | | | | | 1,319.2 |

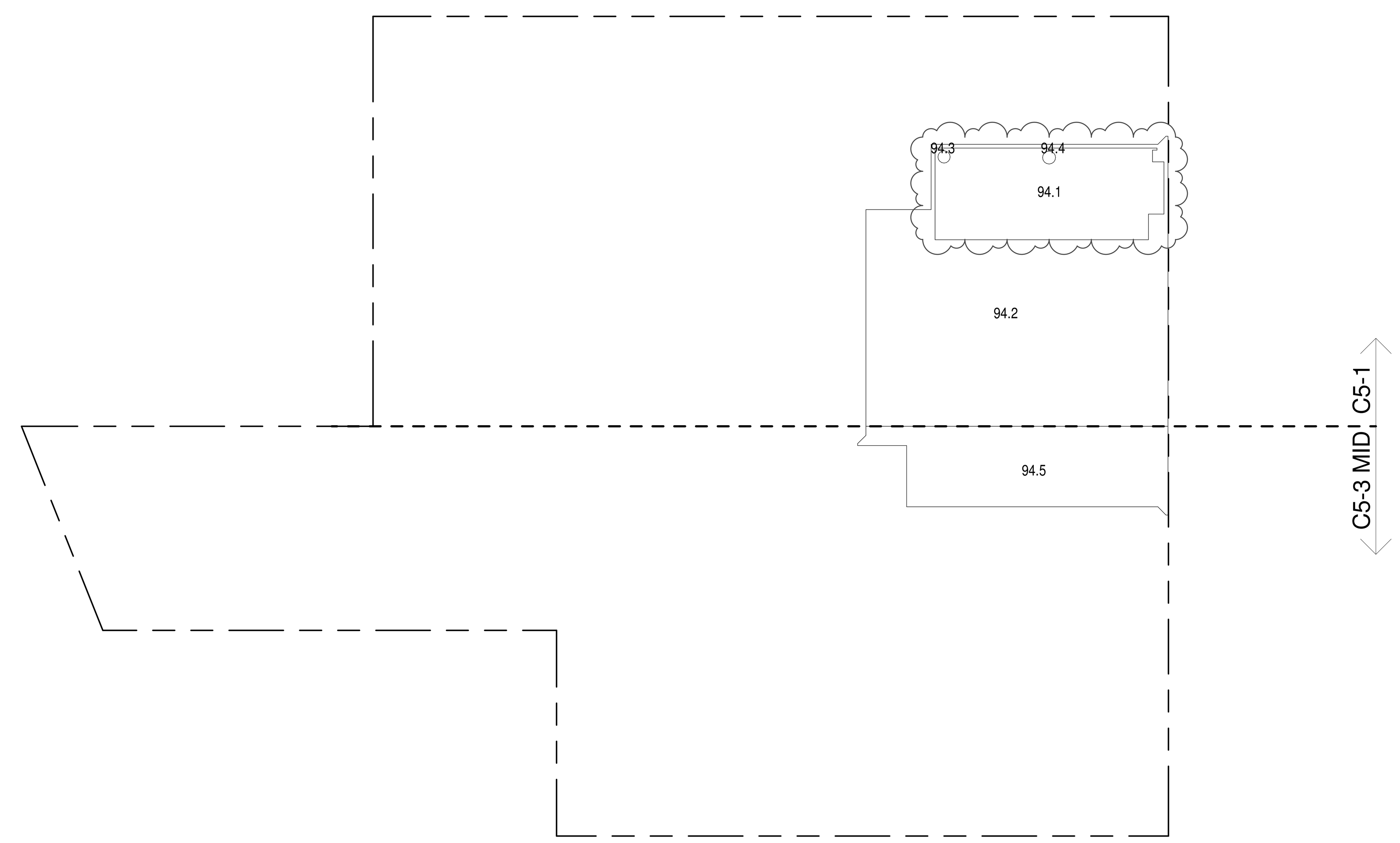


## 94TH FLOOR MEP (MFD:132ND FLOOR) GROSS FLOOR AREA PLAN AND DEDUCTIONS (2)

3/64" = 1'-0"

| 95TH FLOOR AREA CALCULATIONS | | | | |
|---|---|---|---|---|
| ZONE C5-1 | | | | |
| USE | No. | *GFA | *DEDUCTIONS | *ZFA (SF) |
| RESIDENTIAL | 95.1 | 4,808 | 4,808 | 0 |
| TOTAL | | 4,808 | 4,808 | 0 |

| 95TH FLOOR AREA CALCULATIONS | | | | |
|---|---|---|---|---|
| ZONE C5-3 MID | | | | |
| USE | No. | *GFA | *DEDUCTIONS | *ZFA (SF) |
| RESIDENTIAL | 95.2 | 1,319 | 1,319 | 0 |
| TOTAL | | 1,319 | 1,319 | 0 |

| 95TH FLOOR AREA CALCULATIONS | | | |
|---|---|---|---|
| ZONE C5-1 AND C5-3 MID | | | |
| USE | *GFA | *DEDUCTIONS | *ZFA (SF) |
| RESIDENTIAL | 6,127 | 6,127 | 0 |
| TOTAL | 6,127 | 6,127 | 0 |

| 95TH FLOOR DEDUCTIONS | | | | | |
|---|---|---|---|---|---|
| ZONE C5-1 | | | | | |
| USE | TYPE | No. | LENGTH | WIDTH | AREA (SF) |
| RESIDENTIAL | M | 95.1 | 46' - 10" | 102' - 9" | 4,808.3 |
| SUBTOTAL | | | | | 4,808.3 |

| 95TH FLOOR DEDUCTIONS | | | | | |
|---|---|---|---|---|---|
| ZONE C5-3 MID | | | | | |
| USE | TYPE | No. | LENGTH | WIDTH | AREA (SF) |
| RESIDENTIAL | M | 95.2 | 16' - 5" | 80' - 2" | 1,319.2 |
| SUBTOTAL | | | | | 1,319.2 |

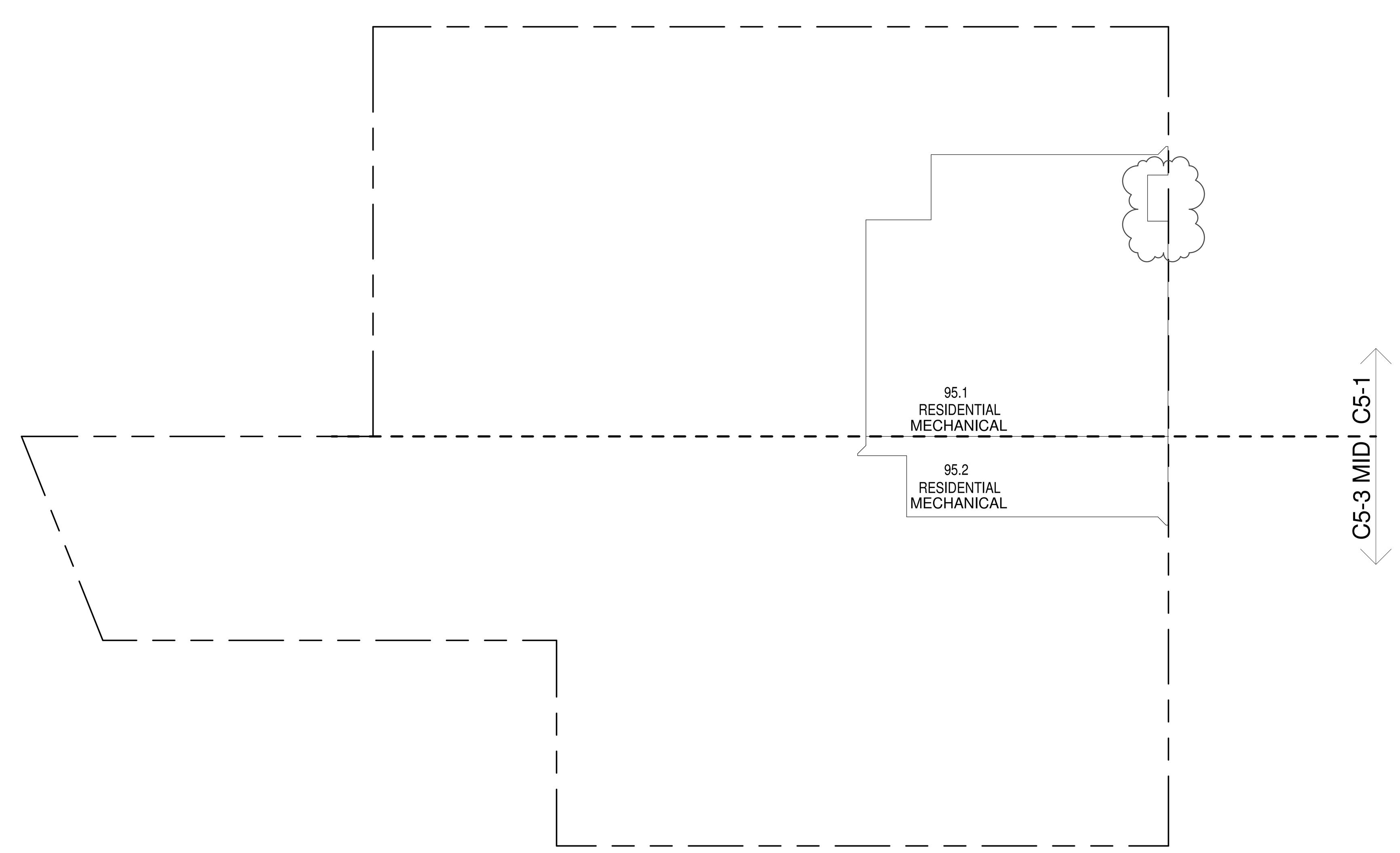


## 95TH FLOOR EMR (MFD:133RD FLOOR) GROSS FLOOR AREA PLAN AND DEDUCTIONS (3)

3/64" = 1'-0"


DEPT OF BLDGS 121328205 Job Number

ES167368722 Scan Code

36" x 48" Arch E -SHEET SIZE

FILE NAME:
PLOT DATE:10/14/2016 2:04:10 PM


KEY PLAN:

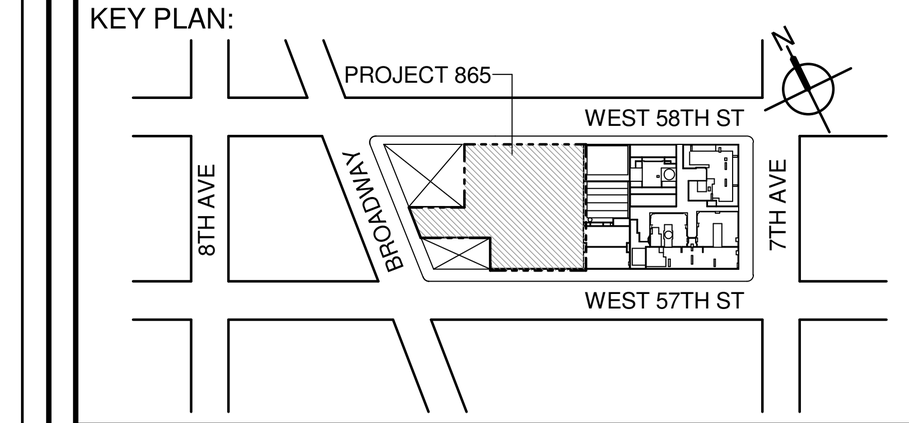


PROJECT NORTH

TRUE NORTH

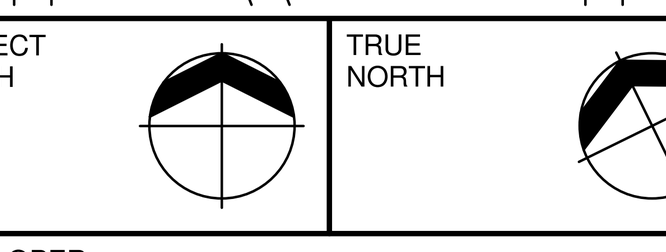


DEVELOPER:
**EXTELL DEVELOPMENT COMPANY**
805 THIRD AVENUE, 7TH FLOOR
New York, NY 10022 USA
TEL: 212 712 6000 FAX: 212 712 6100

DESIGN ARCHITECT: Base Building Shell & Core
**ADRIAN SMITH + GORDON GILL ARCHITECTURE**
111 WEST MONROE STREET SUITE 2300
CHICAGO IL 60603
TEL: 312 920 1888 FAX: 312 920 1775

ARCHITECT OF RECORD: Base Building Shell & Core
**AAI ARCHITECTS, P.C.**
401 Wellington St. W., 3rd Floor
Toronto, ON M5V 1E7 Canada
TEL: 416 967 1500 FAX: 416 967 7150

STRUCTURAL ENGINEERS:
**WSP CANTOR SEINUK**
228 EAST 45th Street
New York, NY 10017 USA
TEL: 212 687 9888 FAX: 646 487 5501

MEP ENGINEERS:
**AKF GROUP**
1501 Broadway
New York, NY 10036 USA
TEL: 212 354 5656 FAX: 212 354 5668

GEOTECHNICAL ENGINEERS:
**Langan Engineering & Environmental Services**
21 Penn Plaza - 360 West 31st Street, 8th Floor
New York, NY 10001-2727
TEL: 212 479 5400 FAX: 212 479 5444

CODE CONSULTANTS:
**Construction Consulting Associates**
100 Church Street
New York, NY 10007
TEL: 212 385 1818 FAX: 212 385 1911

CURTAINWALL CONSULTANT:
**AJLP Consulting**
40 Worth Street. Suite 826
New York, NY 10013
TEL: 212 757 5659 FAX: 646 219 8508

LANDMARK/PRESERVATION CONSULTANT:
**Higgins Quasebarth & Partners LLC**
11 Hanover Square, 16th Floor
New York, NY 1005
TEL: 212 274 9468 FAX: 646 274 9380

LANDMARK/PRESERVATION CONSULTANT:
**Jan Hird Pokorny Associates, Inc.**
39 West 37th Street, 12A
New York, NY 10018
TEL: 212 759 6462 FAX: 212 759 6540


| No. | DESCRIPTION: | DATE: |
|---|---|---|
| 1 | D.O.B. SUBMISSION | 05 DEC 14 |
| 2 | D.O.B. SUBMISSION | 18 FEB 15 |
| | D.O.B. SUBMISSION | 27 APR 14 |
| | D.O.B. AMENDMENT 2 | 21 SEP 15 |
| | D.O.B. AMENDMENT 3 | 03 OCT 16 |

0 10' - 8" 21' - 4" 42' - 8"

**D.O.B. SUBMISSION**


Discrepancies must be reported immediately to the Architect before proceeding. Only figured dimensions are to be used. Contractors must check all dimensions on site. This drawing is protected by copyright.


ALL DIMENSIONS ARE SHOWN IN IMPERIAL.

CONSULTANT:

AAI ARCHITECTS, P.C.

PROJECT:

**217 WEST 57TH STREET**
NEW YORK, NY

DRAWING TITLE:

ZONING FLOOR AREA PLAN AND DEDUCTIONS

93RD, 94TH, 95TH FLOOR

SEAL & SIGNATURE:




| DATE: | 05 DEC 14 |
|---|---|
| PROJECT No: | 1216-00 |
| DRAWN: Author | REV: 2 |
| CHK: Checker | |
| SCALE: 3/64" = 1'-0" | |
| DWG No: | **Z-039.02** |
| DOB PAGE No: | 36 of 454 |

DOB EMPLOYEE STAMP:

DOB B-SCAN:

DEPT OF BUILDINGS 421206305 Job Number
E3520953187 Scan Code

| 99TH FLOOR AREA CALCULATIONS | | | | |
|---|---|---|---|---|
| ZONE C5-1 | | | | |
| USE | No. | *GFA | *DEDUCTIONS | *ZFA (SF) |
| RESIDENTIAL | | 155 | 155 | 0 |
| TOTAL | | 155 | 155 | 0 |

| 99TH FLOOR AREA CALCULATIONS | | | | |
|---|---|---|---|---|
| ZONE C5-3 MID | | | | |
| USE | No. | *GFA | *DEDUCTIONS | *ZFA (SF) |
| RESIDENTIAL | | 143 | 143 | 0 |
| TOTAL | | 143 | 143 | 0 |

| 99TH FLOOR AREA CALCULATIONS | | | | |
|---|---|---|---|---|
| ZONE C5-1 AND C5-3 MID | | | | |
| USE | | *GFA | *DEDUCTIONS | *ZFA (SF) |
| RESIDENTIAL | | 298 | 298 | 0 |
| TOTAL | | 298 | 298 | 0 |

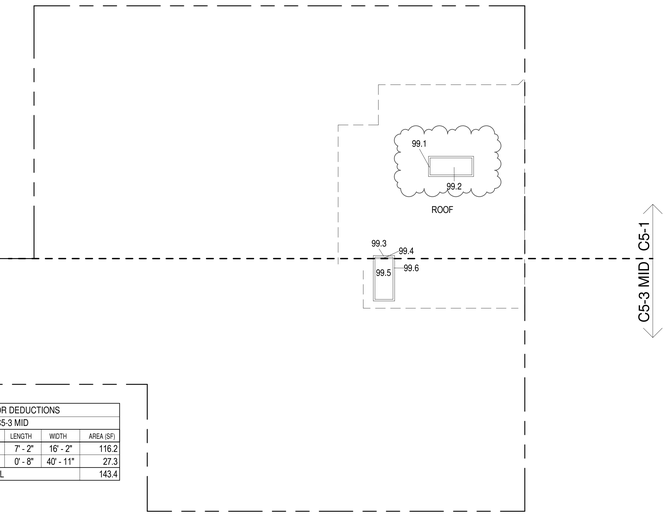


| 99TH FLOOR DEDUCTIONS | | | | | |
|---|---|---|---|---|---|
| ZONE C5-1 | | | | | |
| USE | TYPE | No. | LENGTH | WIDTH | AREA (SF) |
| RESIDENTIAL | ST | 99.1 | 1' - 4" | 24' - 8" | 32.9 |
| RESIDENTIAL | M | 99.2 | 6' - 9" | 16' - 8" | 111.5 |
| RESIDENTIAL | ST | 99.3 | 0' - 8" | 9' - 7" | 6.4 |
| RESIDENTIAL | M | 99.4 | 0' - 7" | 7' - 2" | 3.9 |
| SUBTOTAL | | | | | 154.7 |

| 99TH FLOOR DEDUCTIONS | | | | | |
|---|---|---|---|---|---|
| ZONE C5-3 MID | | | | | |
| USE | TYPE | No. | LENGTH | WIDTH | AREA (SF) |
| RESIDENTIAL | M | 99.5 | 7' - 2" | 16' - 2" | 116.2 |
| RESIDENTIAL | ST | 99.6 | 0' - 8" | 40' - 11" | 27.3 |
| SUBTOTAL | | | | | 143.4 |

## 99TH FLOOR ROOF (MFD:137ST FLOOR) GROSS FLOOR AREA PLAN AND DEDUCTIONS (3)

3/64" = 1'-0"

| 96TH FLOOR AREA CALCULATIONS | | | | |
|---|---|---|---|---|
| ZONE C5-1 | | | | |
| USE | No. | *GFA | *DEDUCTIONS | *ZFA (SF) |
| RESIDENTIAL | 96.1 | 4,808 | 4,808 | 0 |
| TOTAL | | 4,808 | 4,808 | 0 |

| 96TH FLOOR AREA CALCULATIONS | | | | |
|---|---|---|---|---|
| ZONE C5-3 MID | | | | |
| USE | No. | *GFA | *DEDUCTIONS | *ZFA (SF) |
| RESIDENTIAL | 96.2 | 1,319 | 1,319 | 0 |
| TOTAL | | 1,319 | 1,319 | 0 |

| 96TH FLOOR AREA CALCULATIONS | | | | |
|---|---|---|---|---|
| ZONE C5-1 AND C5-3 MID | | | | |
| USE | | *GFA | *DEDUCTIONS | *ZFA (SF) |
| RESIDENTIAL | | 6,127 | 6,127 | 0 |
| TOTAL | | 6,127 | 6,127 | 0 |

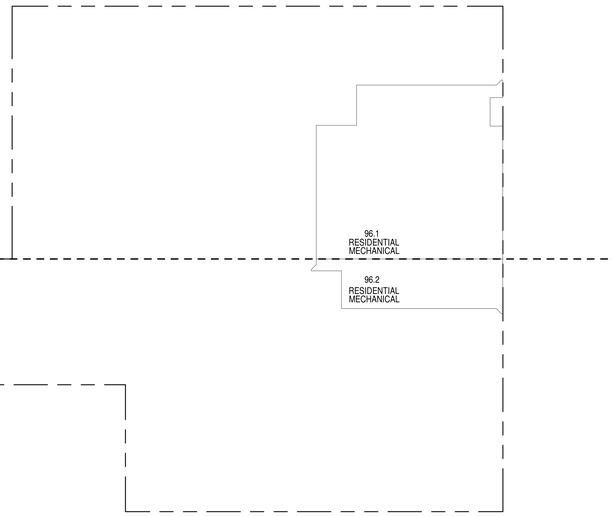


| 96TH FLOOR DEDUCTIONS | | | | | |
|---|---|---|---|---|---|
| ZONE C5-1 | | | | | |
| USE | TYPE | No. | LENGTH | WIDTH | AREA (SF) |
| RESIDENTIAL | M | 96.1 | 46' - 10" | 102' - 9" | 4,808.3 |
| SUBTOTAL | | | | | 4,808.3 |

| 96TH FLOOR DEDUCTIONS | | | | | |
|---|---|---|---|---|---|
| ZONE C5-3 MID | | | | | |
| USE | TYPE | No. | LENGTH | WIDTH | AREA (SF) |
| RESIDENTIAL | M | 96.2 | 16' - 5" | 80' - 2" | 1,319.2 |
| SUBTOTAL | | | | | 1,319.2 |

## 96TH FLOOR (MFD:134TH FLOOR) GROSS FLOOR AREA PLAN AND DEDUCTIONS (1)

3/64" = 1'-0"

ZONING AND DEDUCT LEGEND

DEDUCTIONS

- M - MECHANICAL ROOM / RISER
- E - ELECTRICAL SHAFT / RISER
- P - PLUMBING RISER
- BG - BELOW GRADE
- O - OPENING TO BELOW
- L - LOADING BAYS
- ST - 44" RESI STAIR SHAFT (INCLUDING 8" PERIMETER)
- G - GAP FROM ADJACENT BUILDING

DEVELOPMENT LOT LINE

* WHERE APPLICABLE, DOCUMENTED AND CALCULATED AREAS HAVE BEEN ROUNDED TO ITS NEXT SIGNIFICANT DIGIT.

** LENGTH AND WIDTH DIMENSIONS FOR COMPLEX SHAPES HAVE BEEN SIMPLIFIED TO ILLUSTRATE ONLY LARGEST OVERALL DIMENSION RESPECTIVELY. AREA DOCUMENTED IS THE EXACT AREA OF THE COMPLEX SHAPE

*** ELECTRICAL DEDUCTIONS ARE ONLY FOR ELECTRICAL RISERS. AND CLOSETS. NO DEDUCTIONS TAKEN FOR TELEPHONE CLOSETS

| 97TH FLOOR AREA CALCULATIONS | | | | |
|---|---|---|---|---|
| ZONE C5-1 | | | | |
| USE | No. | *GFA | *DEDUCTIONS | *ZFA (SF) |
| RESIDENTIAL | | 4,808 | 4,808 | 0 |
| TOTAL | | 4,808 | 4,808 | 0 |

| 97TH FLOOR AREA CALCULATIONS | | | | |
|---|---|---|---|---|
| ZONE C5-3 MID | | | | |
| USE | No. | *GFA | *DEDUCTIONS | *ZFA (SF) |
| RESIDENTIAL | | 1,319 | 1,319 | 0 |
| TOTAL | | 1,319 | 1,319 | 0 |

| 97TH FLOOR AREA CALCULATIONS | | | | |
|---|---|---|---|---|
| ZONE C5-1 AND C5-3 MID | | | | |
| USE | | *GFA | *DEDUCTIONS | *ZFA (SF) |
| RESIDENTIAL | | 6,127 | 6,127 | 0 |
| TOTAL | | 6,127 | 6,127 | 0 |

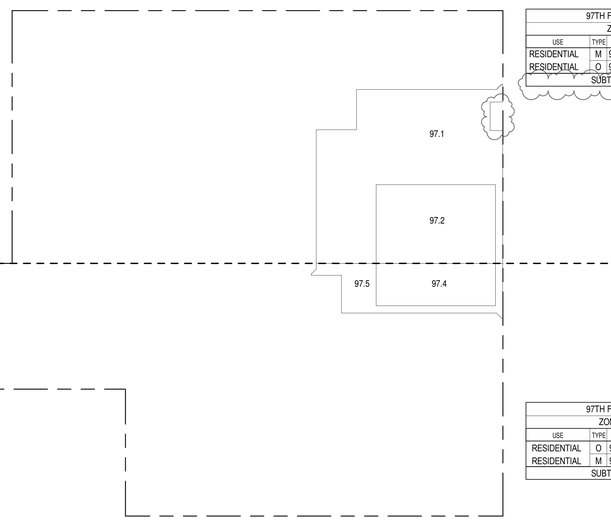


| 97TH FLOOR DEDUCTIONS | | | | | |
|---|---|---|---|---|---|
| ZONE C5-1 | | | | | |
| USE | TYPE | No. | LENGTH | WIDTH | AREA (SF) |
| RESIDENTIAL | M | 97.1 | 20' - 9" | 160' - 1" | 3,326.5 |
| RESIDENTIAL | O | 97.2 | 31' - 3" | 47' - 5" | 1,481.8 |
| SUBTOTAL | | | | | 4,808.3 |

| 97TH FLOOR DEDUCTIONS | | | | | |
|---|---|---|---|---|---|
| ZONE C5-3 MID | | | | | |
| USE | TYPE | No. | LENGTH | WIDTH | AREA (SF) |
| RESIDENTIAL | O | 97.4 | 16' - 10" | 47' - 5" | 800.2 |
| RESIDENTIAL | M | 97.5 | 4' - 9" | 108' - 9" | 519.0 |
| SUBTOTAL | | | | | 1,319.2 |

## 97TH FLOOR MEP (MFD:135ST FLOOR) GROSS FLOOR AREA PLAN AND DEDUCTIONS (2)

3/64" = 1'-0"

| 98TH FLOOR AREA CALCULATIONS | | | | |
|---|---|---|---|---|
| ZONE C5-1 | | | | |
| USE | No. | *GFA | *DEDUCTIONS | *ZFA (SF) |
| RESIDENTIAL | | 4,808 | 4,808 | 0 |
| TOTAL | | 4,808 | 4,808 | 0 |

| 98TH FLOOR AREA CALCULATIONS | | | | |
|---|---|---|---|---|
| ZONE C5-3 MID | | | | |
| USE | No. | *GFA | *DEDUCTIONS | *ZFA (SF) |
| RESIDENTIAL | | 1,319 | 1,319 | 0 |
| TOTAL | | 1,319 | 1,319 | 0 |

| 98TH FLOOR AREA CALCULATIONS | | | | |
|---|---|---|---|---|
| ZONE C5-1 AND C5-3 MID | | | | |
| USE | | *GFA | *DEDUCTIONS | *ZFA (SF) |
| RESIDENTIAL | | 6,127 | 6,127 | 0 |
| TOTAL | | 6,127 | 6,127 | 0 |

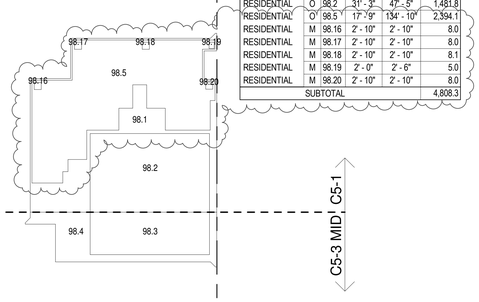


| 98TH FLOOR DEDUCTIONS | | | | | |
|---|---|---|---|---|---|
| ZONE C5-1 | | | | | |
| USE | TYPE | No. | LENGTH | WIDTH | AREA (SF) |
| RESIDENTIAL | M | 98.1 | 5' - 1" | 175' - 9" | 895.2 |
| RESIDENTIAL | O | 98.2 | 31' - 3" | 47' - 5" | 1,481.8 |
| RESIDENTIAL | O | 98.5 | 17' - 9" | 134' - 10" | 2,394.1 |
| RESIDENTIAL | M | 98.16 | 2' - 10" | 2' - 10" | 8.0 |
| RESIDENTIAL | M | 98.17 | 2' - 10" | 2' - 10" | 8.0 |
| RESIDENTIAL | M | 98.18 | 2' - 10" | 2' - 10" | 8.1 |
| RESIDENTIAL | M | 98.19 | 2' - 0" | 2' - 6" | 5.0 |
| RESIDENTIAL | M | 98.20 | 2' - 10" | 2' - 10" | 8.0 |
| SUBTOTAL | | | | | 4,808.3 |

| 98TH FLOOR DEDUCTIONS | | | | | |
|---|---|---|---|---|---|
| ZONE C5-3 MID | | | | | |
| USE | TYPE | No. | LENGTH | WIDTH | AREA (SF) |
| RESIDENTIAL | O | 98.3 | 16' - 10" | 47' - 5" | 800.2 |
| RESIDENTIAL | M | 98.4 | 4' - 9" | 108' - 9" | 519.0 |
| SUBTOTAL | | | | | 1,319.2 |

## 98TH FLOOR MEP (MFD:136TH FLOOR) GROSS FLOOR AREA PLAN AND DEDUCTIONS (4)

3/64" = 1'-0"

KEY PLAN:

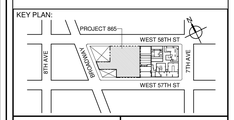


PROJECT NORTH / TRUE NORTH

DEVELOPER:
**EXTELL DEVELOPMENT COMPANY**
805 THIRD AVENUE, 7TH FLOOR
New York, NY 10022 USA
TEL: 212 712 6000 FAX: 212 712 6100

DESIGN ARCHITECT: Base Building Shell & Core
**ADRIAN SMITH + GORDON GILL ARCHITECTURE**
111 WEST MONROE STREET SUITE 2300
CHICAGO IL 60603
TEL: 312 920 1888 FAX: 312 920 1775

ARCHITECT OF RECORD: Base Building Shell & Core
**AAI ARCHITECTS, P.C.**
401 Wellington St. W., 3rd Floor
Toronto, ON M5V 1E7 Canada
TEL: 416 967 1500 FAX: 416 967 7150

STRUCTURAL ENGINEERS:
**WSP CANTOR SEINUK**
228 EAST 45th Street
New York, NY 10017 USA
TEL: 212 687 9888 FAX: 646 487 5501

MEP ENGINEERS:
**AKF GROUP**
1501 Broadway
New York, NY 10036 USA
TEL: 212 354 5656 FAX: 212 354 5668

GEOTECHNICAL ENGINEERS:
**Langan Engineering & Environmental Services**
21 Penn Plaza - 360 West 31st Street, 8th Floor
New York, NY 10001-2727
TEL: 212 479 5400 FAX: 212 479 5444

CODE CONSULTANTS:
**Construction Consulting Associates**
100 Church Street
New York, NY 10007
TEL: 212 385 1818 FAX: 212 385 1911

CURTAINWALL CONSULTANT:
**AJLP Consulting**
40 Worth Street. Suite 826
New York, NY 10013
TEL: 212 757 5659 FAX: 646 219 8508

LANDMARK/PRESERVATION CONSULTANT:
**Higgins Quasebarth & Partners LLC**
11 Hanover Square, 16th Floor
New York, NY 1005
TEL: 212 274 9468 FAX: 646 274 9380

LANDMARK/PRESERVATION CONSULTANT:
**Jan Hird Pokorny Associates, Inc.**
39 West 37th Street, 12A
New York, NY 10018
TEL: 212 759 6462 FAX: 212 759 6540

| No. | DESCRIPTION: | DATE: |
|---|---|---|
| 1 | D.O.B. SUBMISSION | 05 DEC 14 |
| 2 | D.O.B. SUBMISSION | 18 FEB 15 |
| | D.O.B. SUBMISSION | 27 APR 14 |
| | D.O.B. AMENDMENT 2 | 21 SEP 15 |
| | D.O.B. AMENDMENT 3 | 03 OCT 16 |

0 10' - 8" 21' - 4" 42' - 8"

**D.O.B. SUBMISSION**

Discrepancies must be reported immediately to the Architect before proceeding. Only figured dimensions are to be used. Contractors must check all dimensions on site. This drawing is protected by copyright.

ALL DIMENSIONS ARE SHOWN IN IMPERIAL.

CONSULTANT: AAI ARCHITECTS, P.C.

PROJECT:
**217 WEST 57TH STREET**
NEW YORK, NY

DRAWING TITLE:
ZONING FLOOR AREA PLAN AND DEDUCTIONS
96TH, 97TH, 98TH, 99TH (ROOF) FLOOR

SEAL & SIGNATURE: REGISTERED ARCHITECT RE DAVID JAMES STATE OF NEW YORK 028681

| | |
|---|---|
| DATE: | 05 DEC 14 |
| PROJECT No: | 1216-00 |
| DRAWN: Author | REV: |
| Chk: Checker | 2 |
| SCALE: 3/64" = 1'-0" | |
| DWG No: | Z-040.02 |
| DOB PAGE No: | 37 of 454 |

DOB EMPLOYEE STAMP: DOB B-SCAN:

36" x 48" Arch E SHEET SIZE
FILE NAME:
PLOT DATE: 10/14/2016 2:04:22 PM

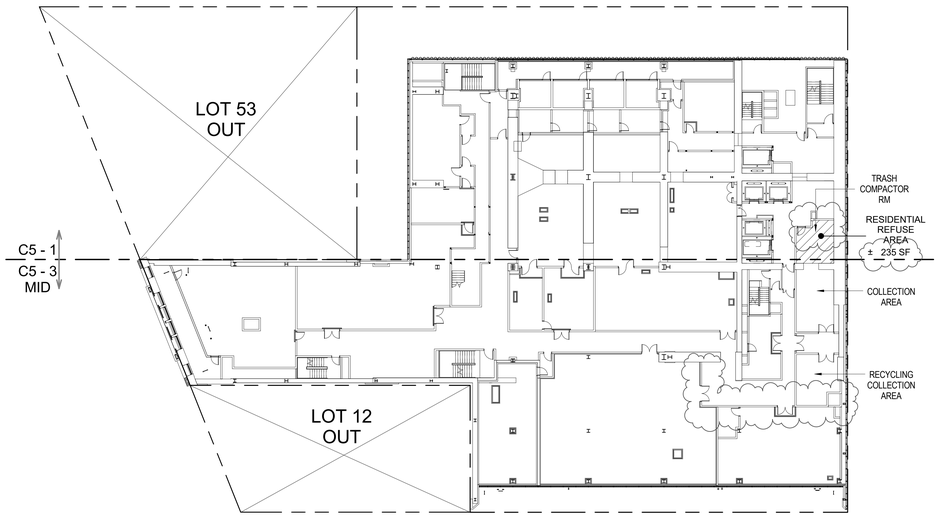


2 **CENTRAL REFUSE STORAGE AREA - 7TH FLOOR**
3/64" = 1'-0"

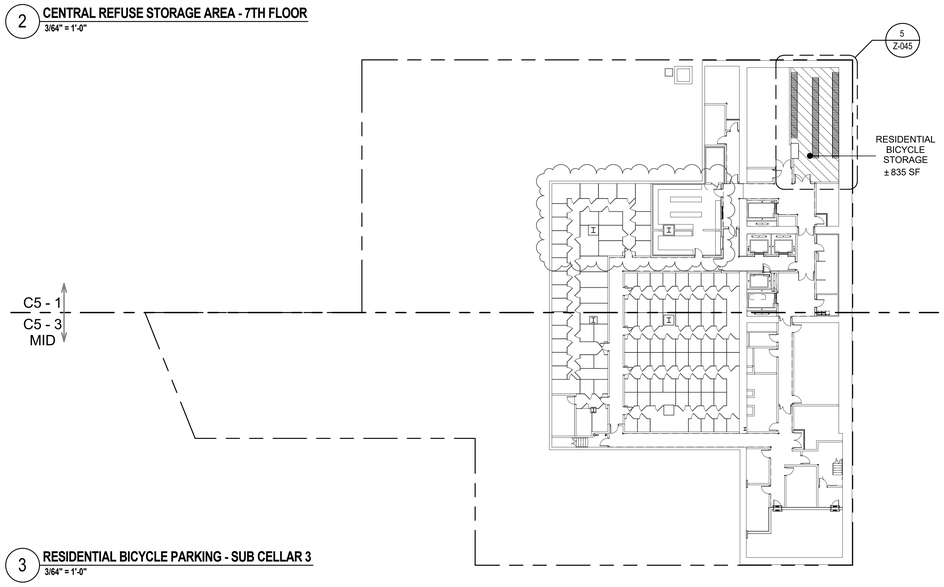


3 **RESIDENTIAL BICYCLE PARKING - SUB CELLAR 3**
3/64" = 1'-0"

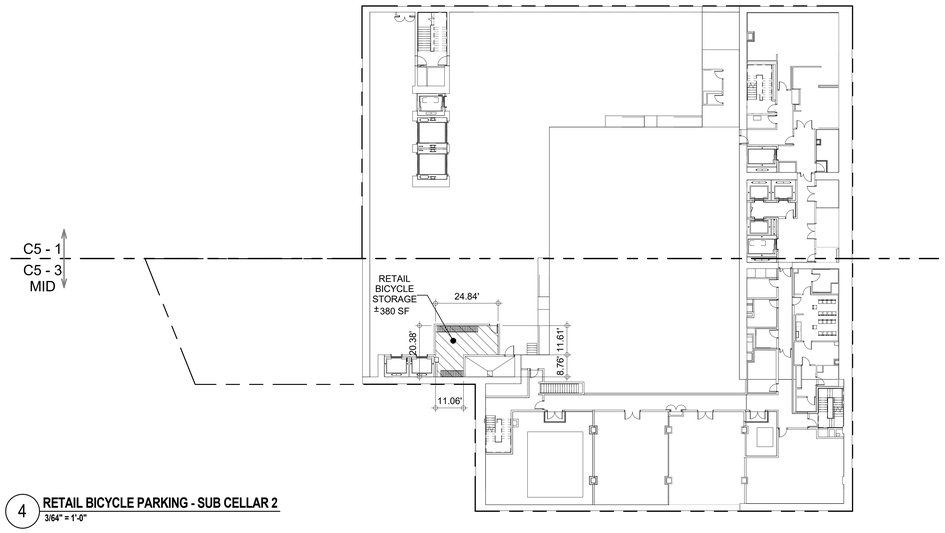


4 **RETAIL BICYCLE PARKING - SUB CELLAR 2**
3/64" = 1'-0"

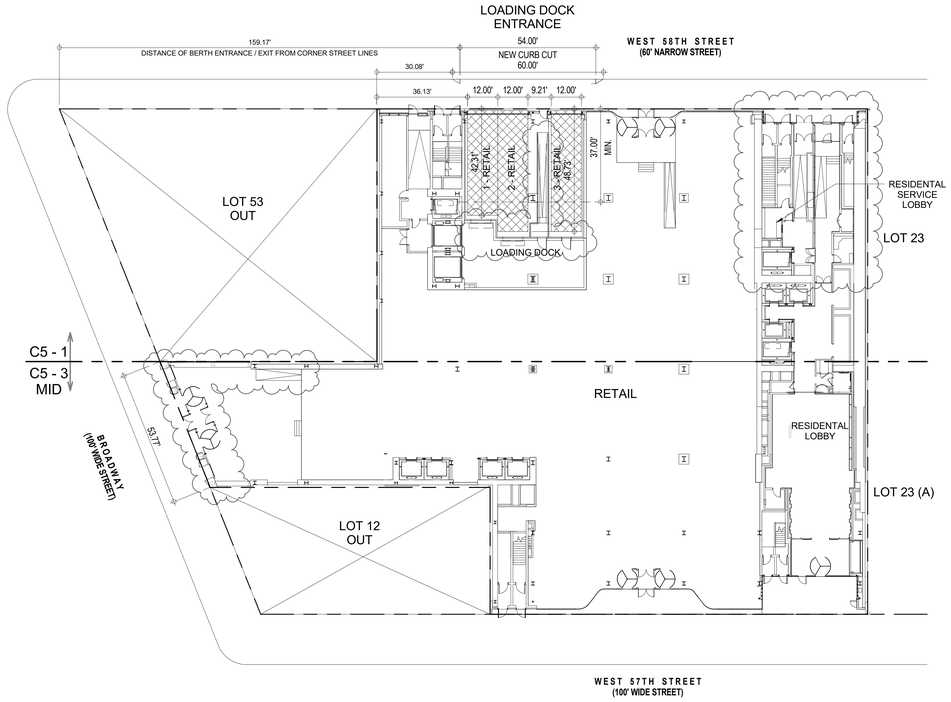


1 **CURB CUT AND REQUIRED LOADING BERTHS - GROUND FLOOR**
3/64" = 1'-0"

| | | | | |
|---|---|---|---|---|
| **26-00**<br>**37-00** | **SPECIAL URBAN DESIGN REGULATIONS** | | | |
| **26-15**<br>**81-44** | **CURB CUTS**<br>No curb cut on wide streets, one curb cut per zoning lot on Narrow Street.<br>One Curb Cut provided for Narrow Street (West 58th) for Required Loading | | (see 1 / Z-045 ) | COMPLIES |
| **26-16** | **CENTRAL REFUSE STORAGE AREA** | | | |
| | Compressed Garbage Area Requirements | 50 SF x (Lot Area / 10,000 SF) | | |
| | Refuse Area Required | 50 SF x (44,686 SF / 10,000 SF) = 223 SF | | |
| | Refuse Area Provided | 235 SF | (see 2 / Z-045 ) | COMPLIES |
| | **SIZE AND LOCATION OF REQUIRED BERTHS** | | | |
| **36-681** | Size of Berths for Commercial Uses | Length X Width | Vertical Clearance | |
| | Retail | 37' X 12' | 14' | |
| | Berths Provided | (see 1 / Z-045 ) | | COMPLIES |
| **36-682** | Location of Berth entrance and exit shall be more than 50 FT from the intersection of any two street lines | | | |
| | Distance of Berth to intersection provided | 159.17' (see 1 / Z-045 ) | | COMPLIES |
| **36-70**<br>**36-73** | **ENCLOSED BICYCLE PARKING** | | | |
| | Required Bicycle Parking | 15 SF / Bicycle | | |
| | Required Bicycle Parking With Stackable Bike Racks | 9 SF / Bicycle | | |
| | i) Residential : 1 Bicycle per 2 Dwelling Units | 179 D.U. / 2 = 90 BICYCLES<br>(90 X 9 SF) = 810 SF | | |
| | Residential Bicycle Parking Provided<br>(With Stackable Racks - see 6 / Z-045 ) | 835 SF | (see 3 / Z-045 ) | COMPLIES |
| | ii) Retail : 1 Bicycle / 10,000 SF | 238,836 SF / 10,000 = 24 BICYCLES<br>(24 X 15 SF) = 360 SF | | |
| | Retail Bicycle Parking Provided | 380 SF | (see 4 / Z-045 ) | COMPLIES |
| | Total Bicycle Parking Space Required | (90 X 9 SF) + (24 X 15 SF) = 1170 SF | | |
| | Total Bicycle Parking Space Provided | 835 SF + 380 SF = 1215 SF | | COMPLIES |

## LEGEND

- BICYCLE STORAGE
- REFUSE AREA
- LOADING BERTHS

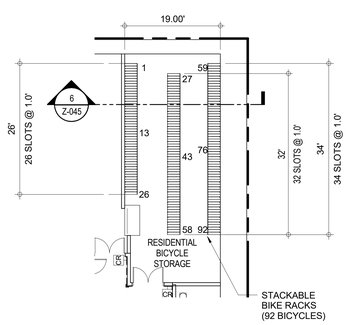


5 **PLAN DETAIL - RESIDENTIAL BICYCLE PARKING**
3/32" = 1'-0"

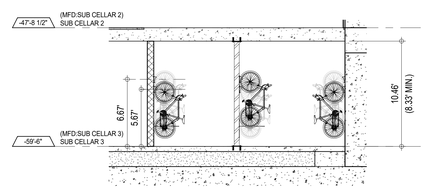


6 **SECTION - RESIDENTIAL BICYCLE PARKING**
3/16" = 1'-0"

KEY PLAN:

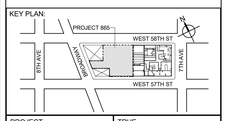


PROJECT NORTH | TRUE NORTH

DEVELOPER:
***EXTELL DEVELOPMENT COMPANY***
805 THIRD AVENUE, 7TH FLOOR
New York, NY 10022 USA
TEL: 212 712 6000 FAX: 212 712 6100

DESIGN ARCHITECT: Base Building Shell & Core
***ADRIAN SMITH + GORDON GILL ARCHITECTURE***
111 WEST MONROE STREET SUITE 2300
CHICAGO IL 60603
TEL: 312 920 1888 FAX: 312 920 1775

ARCHITECT OF RECORD: Base Building Shell & Core
***AAI ARCHITECTS, P.C.***
401 Wellington St. W., 3rd Floor
Toronto, ON M5V 1E7 Canada
TEL: 416 967 1500 FAX: 416 967 7150

STRUCTURAL ENGINEERS:
***WSP CANTOR SEINUK***
228 EAST 45th Street
New York, NY 10017 USA
TEL: 212 687 9888 FAX: 646 487 5501

MEP ENGINEERS:
***AKF GROUP***
1501 Broadway
New York, NY 10036 USA
TEL: 212 354 5656 FAX: 212 354 5668

GEOTECHNICAL ENGINEERS:
***Langan Engineering & Environmental Services***
21 Penn Plaza - 360 West 31st Street, 8th Floor
New York, NY 10001-2727
TEL: 212 479 5400 FAX: 212 479 5444

CODE CONSULTANTS:
***Construction Consulting Associates***
100 Church Street
New York, NY 10007
TEL: 212 385 1818 FAX: 212 385 1911

CURTAINWALL CONSULTANT:
***AJLP Consulting***
40 Worth Street, Suite 826
New York, NY 10013
TEL: 212 757 5659 FAX: 646 219 8508

LANDMARK/PRESERVATION CONSULTANT:
***Higgins Quasebarth & Partners LLC***
11 Hanover Square, 16th Floor
New York, NY 1005
TEL: 212 274 9468 FAX: 646 274 9380

LANDMARK/PRESERVATION CONSULTANT:
***Jan Hird Pokorny Associates, Inc.***
39 West 37th Street, 12A
New York, NY 10018
TEL: 212 759 6462 FAX: 212 759 6540

| No. | DESCRIPTION: | DATE: |
|---|---|---|
| 1 | D.O.B. SUBMISSION | 05 DEC 14 |
| 2 | D.O.B. SUBMISSION | 18 FEB 15 |
| | D.O.B. SUBMISSION | 27 APR 14 |
| | D.O.B. AMENDMENT 1 | 24 JUL 15 |
| | D.O.B. AMENDMENT 2 | 21 SEP 15 |
| | D.O.B. AMENDMENT 3 | 03 OCT 16 |

**D.O.B. SUBMISSION**

Discrepancies must be reported immediately to the Architect before proceeding. Only figured dimensions are to be used. Contractors must check all dimensions on site. This drawing is protected by copyright.

ALL DIMENSIONS ARE SHOWN IN IMPERIAL.

CONSULTANT: AAI ARCHITECTS, P.C.

PROJECT:
**217 WEST 57TH STREET**
NEW YORK, NY

DRAWING TITLE:
SPECIAL URBAN DESIGN REGULATIONS C5-1

SEAL & SIGNATURE: REGISTERED ARCHITECT ADRIAN DAVID SMITH No. 028681 STATE OF NEW YORK

| | |
|---|---|
| DATE: | 05 DEC 14 |
| PROJECT No: | 1216-00 |
| DRAWN: Author | REV: |
| CHKD: Checker | 2 |
| SCALE: As indicated | |
| DWG No: | **Z-045.03** |
| DOB PAGE No: | 38 of 454 |

DOB EMPLOYEE STAMP: DOB B-SCAN:

36" x 48" Arch E, SHEET SIZE
FILE NAME: C:\Revit Local Files\X-Mon\AAI-TWR-ZONING-CD_Chris.rvt
PLOT DATE: 10-Oct-16 2:28:18 PM

36" x 48" Arch E -SHEET SIZE

DEPT OF BLDGS 121328205 Job Number
ES306694924 Scan Code

| PATTERN | MATERIAL |
| --- | --- |
| | ALUMINUM |
| | CERAMIC TILE |
| | CONCRETE |
| | PLASTER |
| | GLASS |
| | GYPSUM BOARD |
| | BATT / FIBRE INSULATION |
| | STONE |
| | PLYWOOD |
| | PRECAST (CONCRETE) |
| | SEMI-RIGID INSULATION |
| | RIGID INSULATION |
| | CONCRETE BLOCK |
| | EARTH |
| | STEEL |
| | GRAVEL |
| | CEMENT BOARD |

MATERIAL HATCHES (1)
3" = 1'-0"

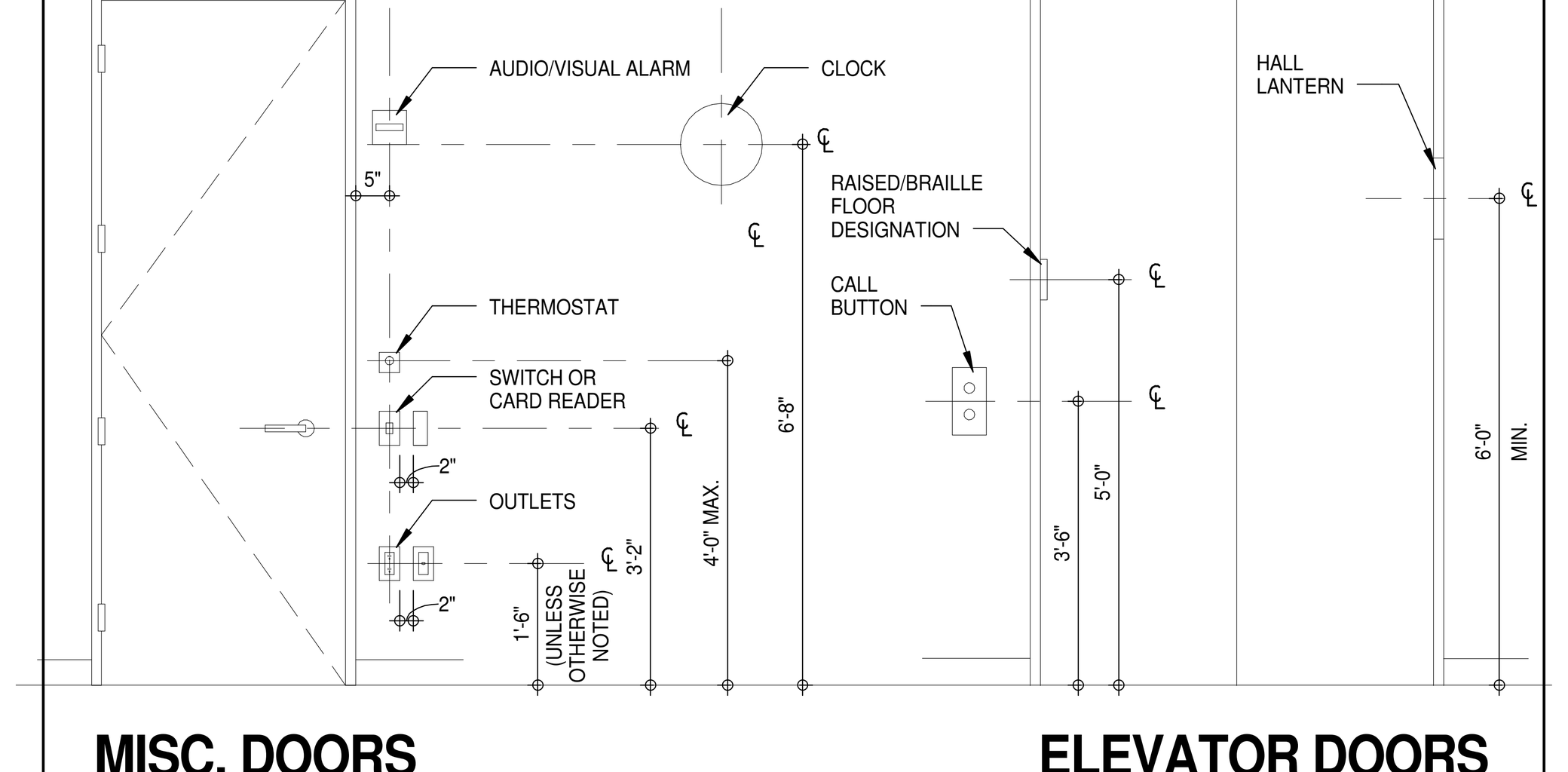


MISC. DOORS

ELEVATOR DOORS

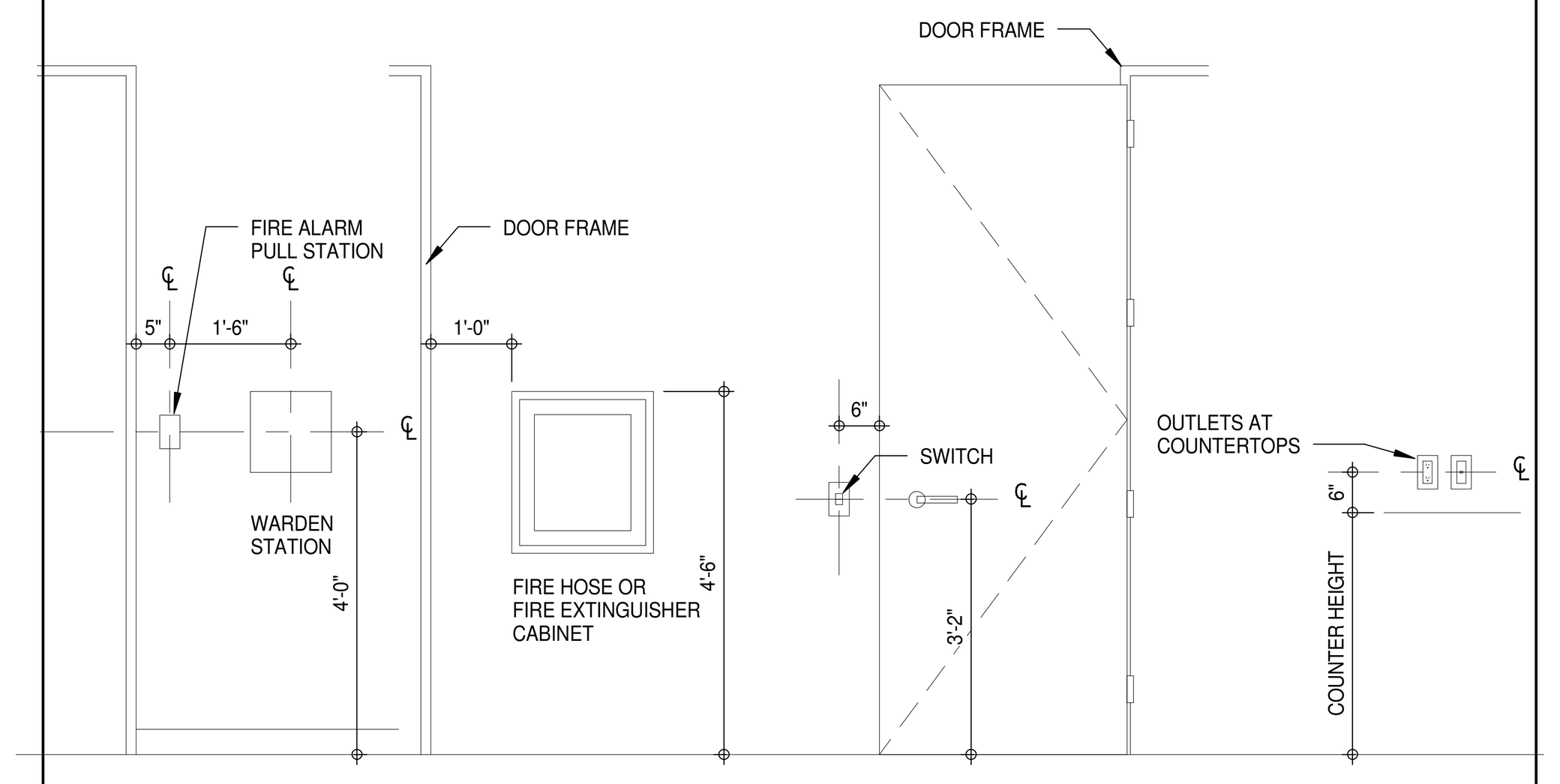


STAIR DOOR

DOOR IN OPEN POSITION

NOTES:
1. THIS DIAGRAM DOES NOT APPLY TO LOBBIES
2. THESE DELINEATED MOUNTING HEIGHTS ARE TYPICAL ONLY - DETAILS MAY SHOW VARIATIONS FOR SPECIFIC CONDITIONS
3. GUIDELINES FOR FOH & BOH AREAS

AA-TYPICAL MOUNTING HEIGHTS OF DEVICES (5)
NTS

## REVISION CLOUD & DELTA

REVISION DELTA

REVISION CLOUD (REVIT TOOLBAR)

## LINE TYPES

MATCHLINES - MULTIPLE ROW SECTORS / ZONES

A2-003.11 A2-003.12
A2-003.13 A2-003.14

MATCHLINES - SINGLE ROW SECTORS / ZONES (HORIZONTAL OR VERTICAL) OR BREAK LINE FOR CONTINUATION

REFER TO SHEET A2-001A
REFER TO SHEET A2-001B

XXX — EXISTING GRID LINE WITH IDENTIFIER

XXX — NEW GRID LINE WITH IDENTIFIER

℄ OF STEEL — CENTRE LINE

BREAK LINE

DOUBLE BREAK LINE

## SYSTEMS, COMPONENTS AND MATERIALS TAG

***REFER TO SPECIFICATIONS FOR TRS SCHEDULE***

XXX-123
XXX-123
XXX-123

## NIC FIXTURE/EQUIPMENT TAG

***REFER TO SPECIFICATIONS FOR TRS SCHEDULE***

XX-XX

## WALL TYPES

***REFER TO SHEET A0-015 (GYPSUM) AND A0-016 (CMU) FOR NUMBERING SYSTEM***

BLOCK WALL PARTITION TYPE
FIRE RATING IN HOURS

GYPSUM BOARD PARTITION TYPE
FIRE RATING IN HOURS

COMPOSITE PARTITION TYPE
FIRE RATING IN HOURS

## FIRE RATINGS - LINEWEIGHTS

30min
45min
60min
90min
120min

## ROOM AND DOOR NUMBERING

FF = FLOOR LEVEL
A = SECTOR/ZONE NUMBER (ONLY USED WHEN REQUIRED OTHERWISE REMOVE)
XXX = SEQUENTIAL NUMBER
B = SEQUENTIAL LETTERS STARTING AT 'A'

ROOM NAME
FFA-XXX
0.00 SF
SC1-FXX — DOOR TAG

EXAMPLE BELOW LEVEL 4, ROOM 101, DOOR A

ROOM NAME
04-101
0.00 SF
04-101A — DOOR TAG

SUITE IDENTIFIER
A — RESIDENTIAL UNIT #
2A | 1BR
FINISHES SCHEME
NUMBER OF BEDROOMS

## STAIR / ESCALATOR / ELEVATOR NUMBERING

| | |
| --- | --- |
| ST-XXXX | STAIRS |
| FE-XXX | FREIGHT ELEVATOR |
| SE-XXX | SERVICE ELEVATOR |
| ELEV. X | PASSENGER ELEVATOR |
| ESC-XXX | ESCALATORS |
| MST-X | MISC. METAL STAIR |

## WINDOW TAG

W-1 — WINDOW

## TEXT STYLE

ARIAL FONT
-TEXT SIZE 3/32"
-WIDTH FACTOR 0.92

STYLE NAME:
X/X" Arial
TEXT HEIGHT

## DIMENSION STYLE

1 1/4"

STYLE NAME:
AA-DIM X/X"
TEXT HEIGHT

## LEADER STYLE

OBJECT LEADER
OBJECT LEADER
OBJECT LEADER

STYLE NAME:
X/X" Arial
TEXT HEIGHT

AREA / FACE / PLANE LEADER

## ELEVATION REFERENCE

1 / A-101 SIM
ELEVATION / VIEW NUMBER
ELEVATION SHEET REFERENCE

## SECTION REFERENCE

1 / A-101 SIM
SECTION / VIEW NUMBER
SECTION SHEET REFERENCE

## INTERIOR ELEVATION

Ref 1
A101
INTERIOR ELEVATION DETAIL / VIEW NUMBER
SHEET REFERENCE

1 / A101 SIM
DETAIL / VIEW NUMBER
DETAIL IS SIMILAR OR TYPICAL
SHEET REFERENCE

## VIEW REFERENCE

DETAIL / VIEW NUMBER
SHEET REFERECE

## ELEVATION

ELEVATION (FEET)
LEVEL
COOLING TOWERS / BMU
100' - 0"
USE
USE

## SPOT ELEVATION

FINISHED FLOOR ELEVATION
X.XXX — ELEVATION FINISHED FLOOR
TOFF — TOP OF FINISHED FLOOR

STRUCTURAL SLAB ELEVATION
X.XXX — ELEVATION STRUCTURAL SLAB
TOS — TOP OF STRUCTURAL SLAB

CEILING ELEVATION
X.XXX — ELEVATION CEILING (RELATIVE TO FINISHED FLOOR LEVEL)

## WORKING POINT

WPX

## GRAPHIC SCALE

0 4' 8' 16'

## MATERIAL MATCHING

JT — SLIP MATCHED
JT — BOOK MATCHED

AA-NOTES AND SYMBOLS (GRAPHICS) (4)
NTS

## HATCHES / GRAPHICS

DESCRIPTION

SLEEVED OPENING
SLAB OPENING
SLAB OPENING ABOVE (UNLESS NOTED OTHERWISE)
ACCESS PANEL (HINGED / UNHINGED)
LIGHT FIXTURE (SQUARE / RECTANGULAR) - SUSPENDED FLUORESCENT (REFER TO ELECTRICAL DRAWINGS)
LIGHT FIXTURE (SQUARE / RECTANGULAR) - RECESSED FLUORESCENT (REFER TO ELECTRICAL DRAWINGS)
RETURN AIR DIFFUSER (SQUARE / RECTANGULAR) (REFER TO MECHANICAL DRAWINGS)
SUPPLY AIR DIFFUSER (SQUARE / RECTANGULAR) (REFER TO MECHANICAL DRAWINGS)
SUPPLY AIR DIFFUSER (ROUND) (REFER TO MECHANICAL DRAWINGS)

PLAN: CEILING / FLOOR MOUNTED, WALL MOUNTED
ELEVATION: VERTICAL, HORIZONTAL

DIRECTION OF TRAFFIC FLOW
EXIT — ENTRANCE POINT
EGRESS POINT (AS REQUIRED)
CB — CATCH BASIN (REFER TO CIVIL DRAWINGS)
FIRE HYDRANT (REFER TO CIVIL DRAWINGS)
SIAMESE CONNECTION (REFER TO FIRE PROTECTION DRAWINGS)
FH — WALL HYDRANT (REFER TO FIRE PROTECTION DRAWINGS)
STANDPIPE RISER (REFER TO FIRE PROTECTION DRAWINGS)
FE — FIRE EXTINGUISHER WALL MOUNTED
FER — FIRE EXTINGUISHER IN RECESS CABINET
FHC — FIRE HOSE CABINET (REFER TO FIRE PROTECTION DRAWINGS)
SPRINKLER HEAD (REFER TO FIRE PROTECTION DRAWINGS)
X — DETECTORS (WHERE X IS: S=SMOKE, M=CARBON MONOXIDE, G=GAS, H=HEAT, F=FLAME (OR A COMBINATION))(REFER TO FIRE PROTECTION DWGS)
FIRE ALARM MANUAL PULL STATION
FD, FS — FLOOR DRAIN (FD) FLOOR SINK (FS) (REFER TO PLUMBING DRAWINGS)
RD — ROOF DRAIN (REFER TO PLUMBING DRAWINGS)
OD — OVERFLOW DRAIN (REFER TO PLUMBING DRAWINGS)
HB — HOSE BIBB (REFER TO PLUMBING DRAWINGS)
V — VOICE ALARM SPEAKER (REFER TO FIRE ALARM DRAWINGS)
L — STROBE LIGHT (REFER TO FIRE ALARM DRAWINGS)
SL — VOICE ALARM SPEAKER & STROBE LIGHT (REFER TO FIRE ALARM DRAWINGS)
CS — COMMUNICATION SPEAKER (REFER TO ELECTRICAL DRAWINGS)
EXIT — EXIT LIGHT (REFER TO ELECTRICAL DRAWINGS)
EM — EMERGENCY LIGHT (REFER TO ELECTRICAL DRAWINGS)
LIGHT FIXTURE (REFER TO ELECTRICAL DRAWINGS)
LIGHT FIXTURE WITH ELEVATOR CALL BUTTON BELOW (REFER TO ELECTRICAL/IT DRAWINGS)
LIGHT FIXTURE - SUSPENDED (REFER TO ELECTRICAL DRAWINGS)
LIGHT FIXTURE - TRACK (REFER TO ELECTRICAL DRAWINGS)
$ — SWITCH
O — ELECTRICAL RECEPTACLE OUTLET (REFER TO ELECTRICAL DRAWINGS)
O — ELECTRICAL RECEPTACLE OUTLET - ABOVE COUNTER (REFER TO ELECTRICAL DRAWINGS)
J — CEILING MOUNTED JUNCTION BOX (REFER TO ELECTRICAL DRAWINGS)
J — WALL MOUNTED JUNCTION BOX (REFER TO ELECTRICAL DRAWINGS)
P C — TELECOM - REFER TO TELECOM DRAWINGS
DATA OUTLET - REFER TO TELECOM DRAWINGS
SPECIAL PURPOSE CONNECTION
TC — THERMOSTAT-CONTROL
TS — THERMOSTAT-SENSOR
SP — SPEAKER OUTLET
TV — TELEVISION/CABLE OUTLET
V — AUDIO VOLUME CONTROL OUTLET
M — MICROPHONE OUTLET
AMX — AMX TOUCH CONTROL SCREEN/PAD
A — ALARM
CR — CARD READER
IC — INTERCOM
PC — PEOPLE COUNTER (REFER TO COUNTING SYSTEMS DRAWINGS)
SECURITY CAMERA (REFER TO SECURITY DRAWINGS)
RADIO ANTENNA (REFER TO COMMUNICATIONS DRAWINGS)
WIRELESS ANTENNA (REFER TO COMMUNICATIONS DRAWINGS)
WINDOW WASHING TRACK (REFER TO 1/4" PLANS)

AA-GENERAL LEGEND (GRAPHICS) (3)
NTS

| | | | |
| --- | --- | --- | --- |
| AAP | ALARM ANNUNCIATOR PANEL | HB | HOSE BIBB |
| ACST | ACOUSTIC | HCAB | HOSE CABINET |
| ACTR | DOOR ACTUATOR | HC | HOLLOW CORE |
| AD | AREA DRAIN | HD | HAND DRYER |
| ADJ | ADJUSTABLE | HDWD | HARDWOOD |
| AESS | ARCHITECTURAL EXPOSED STRUCTURAL STEEL | HM | HOLLOW METAL |
| AFF | ABOVE FINISHED FLOOR | HMD | HOLLOW METAL DOOR |
| AHU | AIR HANDLING UNIT | HMF | HOLLOW METAL FRAME |
| AJ | ACOUSTIC JOINT | HORIZ | HORIZONTAL |
| ALUM | ALUMINUM | HP | HIGH POINT |
| ANNOD | ANODIZED | HT | HEIGHT |
| ANT | ANTENNA | | |
| ASPH | ASPHALT | INSUL | INSULATION |
| AVB | AIR / VAPOUR BARRIER | INTER | INTERMEDIATE |
| BD | BOARD | JAN | JANITOR |
| BF | BRACED FRAME | JS | JANITOR'S SINK |
| BLDG | BUILDING | JT | MATERIAL JOINT |
| BLK | BLOCK | | |
| BM | BEAM | L | ANGLE |
| BOC | BOTTOM OF CURB | LAD | LADDER |
| BPL | BASE PLATE | LAM GL | LAMINATED GLASS |
| BRG | BEARING PLATE | LIN | LINEAR |
| BUR | BUILT UP ROOFING | LP | LOW POINT |
| C | CHANNEL | M | MALE |
| CAN | CANOPY | MECH | MECHANICAL |
| CATW | CATWALK | MEMB | MEMBRANE |
| CB | CATCH BASIN | MFD | MARKETING FLOOR DESIGNATION |
| CEB | CERAMIC BASE | MIN | MINIMUM |
| CEM | CEMENT | MIRR | MIRROR |
| CER | CERAMIC | MO | MASONRY OPENING |
| CG | CORNER GUARD | MTL | METAL |
| CIP | CAST IN PLACE | | |
| CJ | CONTROL JOINT | NIC | NOT IN CONTRACT |
| CLG | CEILING | NTS | NOT TO SCALE |
| CLR | CLEAR | | |
| CLDG | CLADDING | OC | ON CENTER |
| CLWG | CLEAR WIRED GLASS | OD | OVER-FLOW DRAIN |
| CMU | CONCRETE MASONRY UNIT | OPG | OPENING |
| COL | COLUMN | | |
| CON | CONDUIT | PART | PARTIAL |
| CONC | CONCRETE | PC | PEOPLE COUNTER |
| CONT | CONTINUOUS | PCC | PRECAST CONCRETE |
| COORD | COORDINATE | PE | PASSENGER ELEVATOR |
| CORR | CORRIDOR | PERF | PERFORATED |
| COV PL | COVER PLATE | PLAM | PLASTIC LAMINATE |
| CPT | CARPET | PLAS | PLASTIC |
| CS | CAST STONE | PLYWD | PLYWOOD |
| CSK | COUNTER SUNK | POL | POLISHED |
| CT | CERAMIC TILE | PRCST | PRECAST |
| CUH | CABINET UNIT HEATER | PREFAB | PREFABRICATED |
| C/W | COMPLETE WITH | PREFIN | PREFINISH |
| | | PT | PAINT |
| DA | DRAINAGE AREA | | |
| DBL | DOUBLE | R | RISER |
| DEMO | DEMOLITION | RA | RETURN AIR |
| DET | DETAIL | RAGR | RETURN AIR GRILLE |
| DF | DRINKING FOUNTAIN | RB | RUBBER BASE |
| DEFL | DEFLECTION | RC | REINFORCED CONCRETE |
| DIFF | DIFFUSER | RCP | REFLECTED CEILING PLAN |
| DIM | DIMENSION | RD | ROOF DRAIN |
| DR | DOOR | REINF | REINFORCE |
| DWG | DRAWING | REQD | REQUIRED |
| | | RF | RESINOUS FLOORING |
| EA | EACH | RH | ROOF HATCH |
| EJ | EXPANSION JOINT | RM | ROOM |
| EGB | EXTERIOR GYPSUM BOARD | RO | ROUGH OPENING |
| EIFS | EXT. INSULATED FINISH SYSTEM | RVL | REVEAL |
| ELEC | ELECTRIC | RWL | RAIN WATER LEADER |
| EL | ELEVATION | | |
| ELEV | ELEVATOR | SA | SUPPLY AIR |
| ELO | ELECTRIFIED LOCK | SAB | SOUND ATTENUATION BLANKET (AND BOARD OR BATT) |
| ENTR | ENTRANCE | SAG | SUPPLY AIR GRILLE |
| EOS | EDGE OF SLAB | SB | STEEL BOLLARD |
| EQ | EQUAL | SE | SERVICE ELEVATOR |
| ESC | ESCALATOR | SF | SQUARE FOOT (FEET) |
| EXIST | EXISTING | SFTWD | SOFTWOOD |
| EXP | EXPOSED | SHTR | SHUTTER |
| EXT | EXTERIOR | SIM | SIMILAR |
| EXT GR | EXTERIOR GRADE | SM | SMOOTH |
| | | SP | STARTING POINT |
| F | FEMALE | SPKR | SPEAKER |
| FA | FRESH AIR INTAKE | SPKLR | SPRINKLER |
| FAP | FABRIC PANEL | SQ | SQUARE |
| FCU | FAN COIL UNIT | SSL | STRUCTURAL SLAB LEVEL |
| FD | FLOOR DRAIN | SST | STAINLESS STEEL |
| FDTN | FOUNDATION | ST | STONE |
| FE | FIRE EXTINGUISHER | STC | SOUND TRANSMISSION CLASS |
| FEC | FIRE EXTINGUISHER CABINET | STL | STEEL |
| FF | FINISH FACE | STRUCT | STRUCTURAL |
| FFL | FINISH FLOOR LEVEL | SUSP | SUSPENDED |
| FG | FIXED GLASS | | |
| FGL | FIBERGLASS | T | TREAD |
| FH | FIRE HYDRANT | TA | TOILET ACCESSORIES |
| FHC | FIRE HOSE CABINET | TD | TRENCH DRAIN |
| FHR | FIRE HOSE RACK | TE | TOILET EXHAUST |
| FIN | FINISH | TER | TERRAZZO |
| FIN GR | FINISH GRADE | T & G | TONGUE & GROOVE |
| FIXT | FIXTURE | THRES | THRESHOLD |
| FLR | FLOOR | TMPD | TEMPERED |
| FLR FIN | FLOOR FINISH | TMPD GL | TEMPERED GLASS |
| FOC | FACE OF CURB | TOC | TOP OF CURB |
| FOF | FACE OF FINISH | TOG | TOP OF GRADE |
| FOG | FACE OF GLASS | TOL | TOP OF LANDING |
| FOM | FACE OF MASONRY | TOP | TOP OF PARAPET |
| FOS | FACE OF STUD | TOS | TOP OF SLAB |
| FOW | FACE OF WALL | TO STL | TOP OF STEEL |
| FP | FIRE PROOFING | TOW | TOP OF WALL |
| FRR | FIRE RESISTANCE RATED | TP | TRANSITION POINT |
| FRTW | FIRE RETARDANT TREATED WOOD | TS | TUBE STEEL |
| FR | FRAME | TYP | TYPICAL |
| FR GL | FRITTED GLASS | | |
| FR MIR | FRAMED MIRROR | U/S | UNDERSIDE OF |
| FRG | FIBER REINFORCED GYPSUM | UNO | UNLESS NOTED OTHERWISE |
| FS | FLOOR SINK | UR | URINAL |
| FT | FEET | | |
| FTG | FOOTING | VB | VINYL BASE |
| FURN | FURNITURE | VCT | VINYL COMPOSITE TILE |
| | | VERT | VERTICAL |
| GALV | GALVANIZED | VEST | VESTIBULE |
| GB | GRADE BEAM | VIF | VERIFY IN FIELD |
| GE | GENERAL EXHAUST | VR | VAPOR RETARDER |
| GFRC | GLASS-FIBER-REINFORCED CONC. | | |
| GFRG | GLASS-FIBER-REINFORCED GYPSUM | WB | WALL BOARD |
| GL | GLASS | WC | WALL COVERING |
| GL BLK | GLASS BLOCK | WCST | WAINSCOT |
| GLZ | GLAZING | WD | WOOD |
| GFRP | GLASS-FIBER-REINFORCED PLASTER | WH | WEEP HOLE |
| GLU LAM | GLUED LAMINATED WOOD | WM | WIRE MESH |
| GRL | GRILLE | WP | WORKING POINT |
| GRTG | GRATING | WPM | WATERPROOF MEMBRANE |
| GYP BD | GYPSUM BOARD | | |

ARCHITECTURAL ABBREVIATIONS (6)
NTS

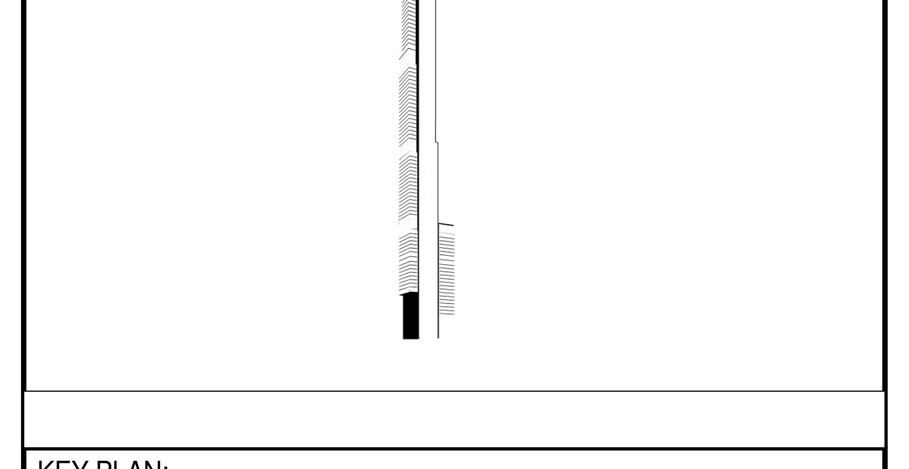

KEY PLAN:

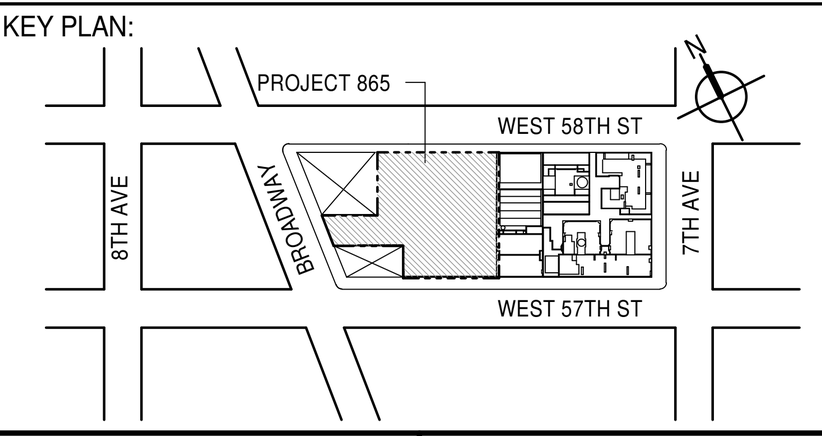


PROJECT NORTH | TRUE NORTH

DEVELOPER:
***EXTELL DEVELOPMENT COMPANY***
805 THIRD AVENUE, 7TH FLOOR
New York, NY 10022 USA
TEL: 212 712 6000 FAX: 212 712 6100

DESIGN ARCHITECT: Base Building Shell & Core
***ADRIAN SMITH + GORDON GILL ARCHITECTURE***
111 WEST MONROE STREET SUITE 2300
CHICAGO IL 60603
TEL: 312 920 1888 FAX: 312 920 1775

INTERIOR DESIGNER: Residential
***Rottet Architecture and Design Studio, PLLC***
298 Fifth Ave, 7th Floor
New York, NY 10001
TEL: 646 998 7000 FAX:

ARCHITECT OF RECORD: Base Building Shell, Core, & Residential
***AAI ARCHITECTS, P.C.***
401 Wellington St. W., 3rd Floor
Toronto, ON M5V 1E7 Canada
TEL: 416 967 1500 FAX: 416 967 7150

STRUCTURAL ENGINEERS:
***WSP CANTOR SEINUK***
228 EAST 45th Street
New York, NY 10017 USA
TEL: 212 687 9888 FAX: 646 487 5501

MEP ENGINEERS:
***AKF GROUP***
165 Broadway, 22nd Floor
New York, NY 10006 USA
TEL: 212 354 5656 FAX: 212 354 5668

GEOTECHNICAL ENGINEERS:
***Langan Engineering & Environmental Services***
21 Penn Plaza - 360 West 31st Street, 8th Floor
New York, NY 10001-2727
TEL: 212 479 5400 FAX: 212 479 5444

CODE CONSULTANTS:
***Construction Consulting Associates***
100 Church Street
New York, NY 10007
TEL: 212 385 1818 FAX: 212 385 1911

CURTAINWALL CONSULTANT:
***AJLP Consulting***
40 Worth Street. Suite 826
New York, NY 10013
TEL: 212 757 5659 FAX: 646 219 8508

LANDMARK/PRESERVATION CONSULTANT:
***Jan Hird Pokorny Associates, Inc.***
39 West 37th Street, 12A
New York, NY 10018
TEL: 212 759 6462 FAX: 212 759 6540

| No. | DESCRIPTION | DATE |
| --- | --- | --- |
| 1 | STAIRS BID PACKAGE | 09 JUN 14 |
| 2 | CD PROGRESS ISSUE 1 | 15 OCT 14 |
| 3 | CD PROGRESS ISSUE 2 | 19 DEC 14 |
| 4 | D.O.B. SUBMISSION | 18 FEB 15 |
| 5 | CD PROGRESS ISSUE 3 | 09 MAR 15 |
| | D.O.B. SUBMISSION | 27 APR 15 |
| 6 | CD PROGRESS ISSUE 4 | 01 JUN 15 |
| 7 | CD PROGRESS ISSUE 5 | 10 AUG 15 |
| | D.O.B. AMENDMENT 2 | 21 SEP 15 |
| 8 | CD PROGRESS ISSUE 6 | 02 NOV 15 |
| 9 | CMU, DRYWALL, HOLLOW METAL DOORS UP TO 12F | 14 JAN 16 |
| 10 | CD PROGRESS ISSUE 7 | 29 JAN 16 |
| 11 | CD ISSUE 8 - GMP SET | 31 MAR 16 |
| 12 | CD BULLETIN ISSUE - 1 | 22 APR 16 |
| | D.O.B. AMENDMENT 3 | 03 OCT 16 |

## D.O.B. SUBMISSION

Discrepancies must be reported immediately to the Architect before proceeding. Only figured dimensions are to be used. Contractors must check all dimensions on site. This drawing is protected by copyright.

ALL DIMENSIONS ARE SHOWN IN IMPERIAL.

CONSULTANT:
AAI ARCHITECTS, P.C.

PROJECT:
**217 WEST 57TH STREET**
NEW YORK, NY

DRAWING TITLE:
GENERAL NOTES, STANDARDS AND ABBREVIATIONS

SEAL & SIGNATURE:




| | |
| --- | --- |
| DATE: | 09 JUN 14 |
| PROJECT No: | 1216-00 |
| DRAWN: Author | REV: 12 |
| CHK: Checker | |
| SCALE: As indicated | |
| DWG No: | A-001.02 |
| DOB PAGE No: | 39 of 454 |

DOB EMPLOYEE STAMP: | DOB B-SCAN:

FILE NAME:
PLOT DATE: 10/17/2016 6:42:10 PM

# GYPSUM BOARD PARTITION NUMBERING STRATEGY

| ASSEMBLY TYPE | STUD / CHANNEL SIZE | | SPECIAL | |
|---|---|---|---|---|
| A | X NONE | NONE | A - | NONE |
| B – STUD OR CHANNEL | 0 7/8" | CHANNEL | B - | 1 LAYER 5/8" ALUMINUM FOIL BACKED |
| C – STUD OR CHANNEL | 1 1-5/8" | STUD | C - | 1 LAYER 5/8" VHI ABUSE-RESISTANT GYPSUM BOARD ON OCCUPANT SIDE |
| D | 2 2-1/2" | STUD \ CH-STUD | D - | DOUBLE STUD SPACING AS INDICATED |
| E | 3 3-1/2" | STUD | E - | DOUBLE STUD SPACING AS INDICATED WITH 1 LAYER 5/8" VHI ABUSE-RESISTANT GYPSUM BOARD ON OCCUPANT SIDE |
| F – DOUBLE ROW STUD WITH BRACING | 4 3-5/8" | STUD | F - | |
| G | 5 | STUD | G - | WALLS SUPPORTING STONE CLADDING MIN. 16 GA. STEEL STUDS |
| H | 6 4" | STUD \ CH-STUD | H - | |
| J | 7 | STUD | J - | WALLS SUPPORTING STONE CLADDING MIN. 16 GA. STEEL STUDS AT 1'-0" O.C. |
| K | 8 6" | STUD \ CH-STUD \ DOUBLE E-STUD | K - | |
| L | 9 | STUD | L - | |
| M | | | M - | USE GLASS-MAT PANELS, MOLD TOUGH, VHI, FIRECODE X |
| N | | | N - | |
| P | | | P - | POCKET DOOR CAVITY WITH MINERAL WOOL BATT INSULATION |
| Q | | | Q - | |
| R | | | R - | |
| | | | S - | SOUND ATTENUATION BLANKET THICKNESS MATCHING STUD CAVITY, PROVIDE SEALANTS AS PER DETAIL 1/A-006 |
| | | | T - | THERMALLY INSULATED 3" C/W VAPOUR BARRIER TO SAUNA SIDE |
| | | | U - | 2" or 3" SOUND ATTENUATION BLANKET IN CAVITY WITH (3) LAYER OF 5/8" GYPSUM BOARD |
| | | | V - | THERMALLY INSULATED R-15 BATT INSULATION |
| | | | W - | 2" or 3" SOUND ATTENUATION BLANKET IN CAVITY WITH 1 LAYER 5/8" VHI ABUSE-RESISTANT GYPSUM BOARD ON OCCUPANT SIDE |
| | | | X - | |
| | | | Y - | FIRE-RATED STAIR SOFFIT ASSEMBLY |
| | | | Z - | FIRE-RATED HORIZONTAL GYPSUM ENCLOSURE ASSEMBLY |

FIRE RATING: 30min, 45min, 60min, 90min, 120min

## GYPSUM BOARD PARTITION CEILING NOTES

GYPSUM BOARD PARTITION SYMBOL

XXX / # — PARTITION DESIGNATION; FIRE RATING (ø or - INDICATE NO FIRE RATING REQUIRED)

GENERAL NOTES

1. ALL PARTITIONS SHALL REST DIRECTLY UPON THE FIREPROOF FLOOR CONSTRUCTION AND NEVER UPON ANY WOOD FLOORING OR FINISH, AND SHALL EXTEND TO THE FIREPROOF CONSTRUCTION ON THE FLOOR OR ROOF ABOVE. WALL FURRING EXCLUDED.
2. WALL FURRING TO EXTEND 6" MINIMUM ABOVE CEILING FINISH, EXCEPT IN ROOMS WITHOUT CEILING, EXTEND TO SLAB. UNLESS OTHERWISE NOTED.
3. PROVIDE ADDITIONAL HORIZONTAL BRACING OR HORIZONTAL SUPPORT IF LIMITING HEIGHT IS EXCEEDED.
4. PROVIDE 14 GA. STEEL PLATE TO UNDERSIDE OF BEAM FOR HEAD OF WALL AT GYPSUM BOARD PARTITION. IF OVERLAPPING DISTANCE BETWEEN BEAM & METAL STUD IS LESS THAN 2/3 OF METAL STUD WIDTH.
5. FOR FIRE RATED SHAFT WALL CEILING/DUCT ENCLOSURE DETAILS; REFER TO ARCHITECTURAL DRAWINGS.
6. FOR WALLS WITH TILE FINISH USE ALLOWABLE DEFLECTION CRITERIA OF L/360. (SEE SPECIFICATIONS FOR RELATED INFORMATION).
7. ALL PLAN DIMENSIONS ARE TO FACE OF OUTER MOST LAYER OF GYPSUM BOARD (U.N.O.).
8. ALL FIRE RATED AND ACOUSTIC RATED PARTITIONS TO HAVE GYPSUM PANEL JOINTS FINISHED.
9. REPLACE FACE LAYER OF GYPSUM BOARD ON WASHROOM SIDE AND JANITORS ROOM SIDE WITH 5/8" GYPSUM BOARD, FIRECODE CORE (WATER RESISTANT).
10. STEEL STUDS TO BE SPACED AT 12" MAX O.C. BEHIND ALL KITCHEN / PANTRY CABINETRY.
11. FOR WALLS SUPPORTING STONE PANELS PROVIDE 16GA STEEL STUD FRAMING.
12. ALL GYPSUM BOARD TO BE MOLD RESISTANT.
13. PROVIDE 5/8" THICK CEMENT BOARD BASE 8" HIGH (FLUSH WITH GYPSUM ABOVE) WITHIN ALL RESIDENTIAL HEAT PUMP ROOMS.
14. PROVIDE WATER-RESISTANT GWB AT ALL LAUNDRY/UTILITY CLOSETS, PANTRIES, LOCKER ROOMS, AND MECHANICAL ROOMS.
15. NO GYPSUM BOARD LAYERS ARE TO BE CONTINUOUS BETWEEN TWO ADJACENT ROOMS. GYPSUM BOARD IS TO BE INTERRUPTED AT ALL PARTITION INTERSECTIONS, AND IS TO CLOSE THROUGH PERIMETER FASCIA TO THE BASE BUILDING CONSTRUCTION.
16. PROVIDE 20 GA. STEEL GROUNDS, 6" HIGH X LENGTH NOTED, BEHIND ALL HANGING CABINETS, RAILING AND FUTURE GRAB BARS. STEEL GROUNDS MUST EXTEND FULL LENGTH BEHIND HANGING CABINETS, MUST CONNECT TWO STUDS AT RAILINGS AND GRAB BARS. GROUNDS MUST BE PROVIDED FOR ALL FUTURE GRAB BARS. SEE A-961 FOR DETAILS
17. PROVIDE NON-SHRINK GROUT AND 5/8" CEMENT BOARD AT ALL MECHANICALLY SUPPORTED STONE WALL FACING UP TO 6'-0" AFF.
18. ALL GYPSUM BOARD CEILINGS IN RESIDENTIAL UNITS LOCATED BELOW A MECHANICAL FLOOR ARE TO BE SUSPENDED USING ISOLATION HANGERS. (REFER TO SOUND BARRIER CEILINGS ON A-007)
19. PARTITIONS IN RESIDENTIAL UNITS LOCATED BELOW A MECHANICAL FLOOR ARE TO BE ACOUSTICALLY ISOLATED FROM THE FLOOR CONSTRUCTION AT THE PARTITION HEAD. (REFER TO SOUND BARRIER CEILINGS ON A-007)
20. BC 717 - FIREBLOCKING SHALL BE PROVIDED IN CONCEALED SPACES OF STUD WALLS AND PARTITIONS, INCLUDING FURRED SPACES, AND PARALLEL ROWS OF STUDS OR STAGGERED STUDS, AS FOLLOWS:
    1. VERTICALLY AT THE CEILING AND FLOOR LEVELS.
    2. HORIZONTALLY AT INTERVALS NOT EXCEEDING 10 FEET.
21. BC 717 - FIREBLOCKING SHALL BE PROVIDED AT INTERCONNECTIONS BETWEEN CONCEALED VERTICAL STUD WALL OR PARTITION SPACES AND CONCEALED HORIZONTAL SPACES CREATED BY AN ASSEMBLY OF FLOOR JOISTS OR TRUSSES, AND BETWEEN CONCEALED VERTICAL AND HORIZONTAL SPACES SUCH AS OCCUR AT SOFFITS, DROP CEILINGS, COVE CEILINGS AND SIMILAR LOCATIONS.
22. WALLS AND PARTITIONS LOCATED AT OR NEAR SLAB EDGES OF OPENINGS OR WHERE DIFFERENCE IN FLOOR LEVELS IS MORE THAN 30 INCHES PER BC 1012.1 WILL BE DESIGNED AS GUARDS PER BC 1607.7 STRUCTURAL REQUIREMENTS.
23. WALLS/PARTITIONS TO WHICH HANDRAILS OR GRAB BARS ARE ATTACHED OR FUTURE REINFORCEMENT PLATES PROVIDED FOR GRAB BARS WILL BE DESIGNED PER BC 1607.7 STRUCTURAL REQUIREMENTS.

1 RCNY §1014-01

CHAPTER 1000
MEANS OF EGRESS

§1014-01 MASONRY EQUIVALENT EXIT ENCLOSURES.

(A) SCOPE. THIS RULE PROVIDES THE CONSTRUCTION REQUIREMENTS FOR MASONRY EQUIVALENT EXIT ENCLOSURES IN GROUPS R-1, R-2 AND B OCCUPANCIES.

(B) REFERENCES. SEE SECTIONS 1014.2.1 (TWO EXITS AND EXIT ACCESS DOORWAYS, EXCEPTIONS 3 AND 4) AND 1019.1 (ENCLOSURES REQUIRED EXCEPTION 10) OF THE BUILDING CODE.

(C) STUD WALL CONSTRUCTION REQUIREMENTS. A MASONRY EQUIVALENT EXIT ENCLOSURE CONSTRUCTED AS STUD AND WALL BOARD ASSEMBLY SHALL SATISFY THE FOLLOWING REQUIREMENTS:

(1) PRESCRIPTIVE STUD AND WALL BOARD ASSEMBLY. A COMPLIANT WALL ASSEMBLY SHALL BE SUBSTANTIALLY IDENTICAL TO, AND SHALL PROVIDE AN IMPACT RESISTANCE EQUIVALENT TO OR EXCEEDING, THE PERFORMANCE OF ONE (1) OF THE FOLLOWING:
  (I) MATERIALS. IMPACT RESISTANT WALL BOARD SHEATHED ON THE INTERIOR SURFACE OF THE EXIT ENCLOSURE WALL ASSEMBLY SHALL BE TESTED BY AN APPROVED TESTING AGENCY. THE WALL BOARD USED AS THE INTERIOR FACE PANEL SHALL BE LISTED BY AN APPROVED AGENCY TO ASTM C 1629-06, STANDARD CLASSIFICATION FOR ABUSE-RESISTANT NONDECORATED INTERIOR GYPSUM PANEL PRODUCTS AND FIBER-REINFORCED CEMENT PANELS, IMPACT CLASSIFICATION LEVEL 2, AND THE BASE LAYER PANEL SHALL BE A MINIMUM ⅝ INCH (16 MM) GYPSUM WALL BOARD. WALL BOARD APPLIED TO THE INTERIOR SURFACE OF THE EXIT ENCLOSURE WALL SHALL NOT REDUCE THE CLEAR WIDTH OF THE EXIT STAIRS BELOW THAT REQUIRED FOR MEANS OF EGRESS BY CHAPTER 10 OF THE BUILDING CODE.
  (II) ASSEMBLY. THE WALL ASSEMBLY SHALL BE AT LEAST TWO-HOUR FIRE RESISTANCE RATED.
  (III) INSTALLATION SHALL COMPLY WITH THE FOLLOWING:
    (A) STUDS SHALL BE MINIMUM 3-½ INCH (89 MM) DEPTH COLD-FORMED STEEL FRAMING, AT LEAST 33 MILS THICK (20 GAUGE).
    (B) VERTICAL STUDS SHALL BE SPACED AT A MAXIMUM DISTANCE OF 24 INCHES (610 MM), ON CENTER.
    (C) RUNNERS SHALL BE SECURELY ATTACHED AT THE FLOOR AND CEILING TO STRUCTURAL ELEMENT MEMBERS AND SHALL COMPLY WITH THE STRUCTURAL REQUIREMENTS OF THE BUILDING CODE.
    (D) WALL BOARDS SHALL BE ATTACHED WITH NO. 8 SELF-DRILLING BUGLE-HEAD SCREWS, 12 INCHES (305 MM), ON CENTER MAXIMUM, WITH A MINIMUM DEPTH OF ⅝ INCH (16 MM) PENETRATION INTO THE WALL CAVITY.
    (E) JOINTS BETWEEN ADJOINING SHEETS OF WALL BOARD SHALL BE STAGGERED FROM BASE LAYER WITH FACE PANEL LAYER.

(2) PERFORMANCE-BASED REQUIREMENTS. FOR A WALL ASSEMBLY NOT CLASSIFIED IN SUBDIVISION (1) ABOVE, A MASONRY EQUIVALENT WALL ASSEMBLY SHALL SATISFY THE FOLLOWING REQUIREMENTS:
  (I) MATERIALS. MATERIALS CONSTITUTING THE INTERIOR SIDE OF THE EXIT ENCLOSURE WALL ASSEMBLY SHALL BE TESTED BY AN APPROVED TESTING AGENCY TO ASTM C1629, HARD BODY IMPACT CLASSIFICATION LEVEL 3.
  (II) ASSEMBLY. THE WALL ASSEMBLY SHALL HAVE A MINIMUM TWO-HOUR FIRE RESISTANCE RATING. THE WALL ASSEMBLY SHALL BE TESTED BY AN APPROVED TESTING AGENCY TO ASTM C1629, SOFT BODY IMPACT CLASSIFICATION LEVEL 2.
  (III) INSTALLATION. WALL ASSEMBLIES SHALL BE ANCHORED TO STRUCTURAL MEMBERS AND SHALL COMPLY WITH THE STRUCTURAL REQUIREMENTS OF THE BUILDING CODE.

## PARTITION & WALL PRIORITY LEGEND

| PARTITION | PRIORITY | ASSEMBLY DIAGRAM |
|---|---|---|
| TWO HOUR FIRE RATED WALL & SHAFT WALL | PRIORITY 1 HIGHEST | HIGHEST PRIORITY |
| ONE HOUR FIRE RATED WALL & SHAFT WALL | PRIORITY 2 | LOWEST PRIORITY |
| NON-RATED WALL | PRIORITY 3 LOWEST | |

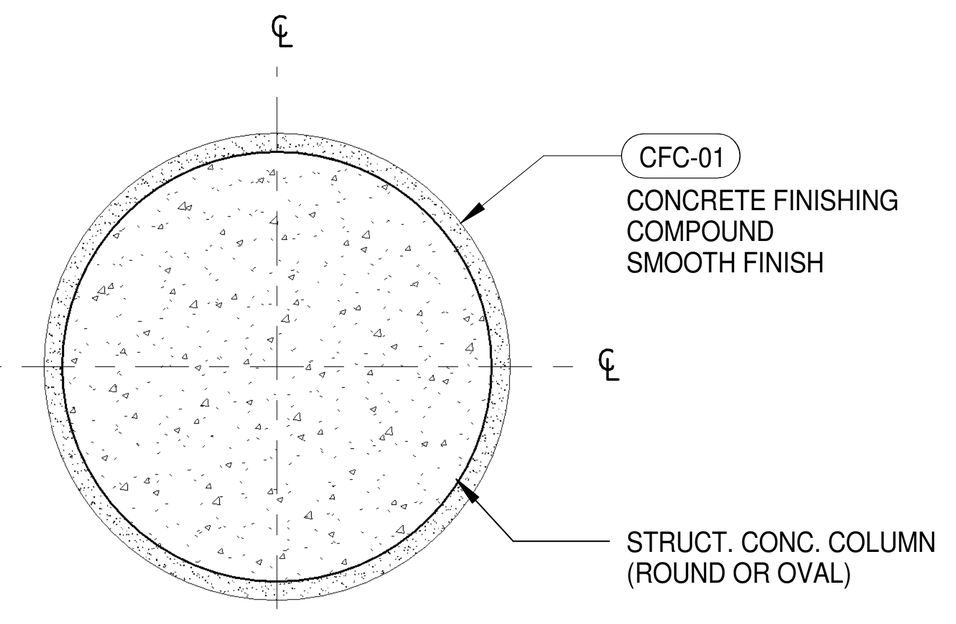


PLAN DET. - TYP. FINISH ON ALL OVAL/ROUND COLUMNS (2) A-125 1" = 1'-0"

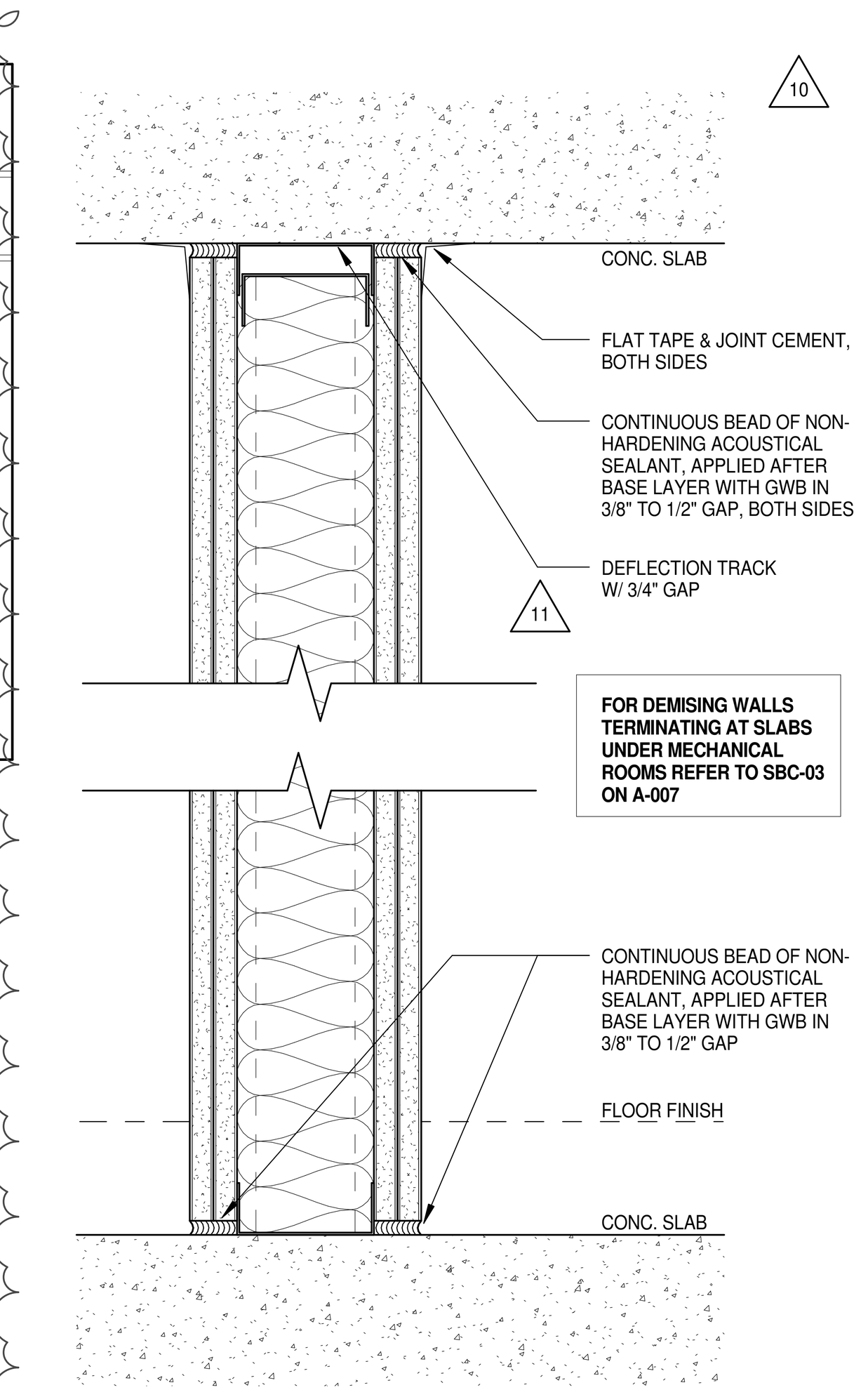


SECTION DETAIL - TYP. UNIT DEMISING WALL (1) 3" = 1'-0"

# GYPSUM BOARD PARTITION SCHEDULE

| PARTITION DESIGNATION | FIRE RATING | FIRE RESISTANCE REPORT No. | ASSEMBLY DIAGRAM | DESCRIPTION | AIR PRESSURE | ALLOWABLE DEFLECTION | LIMITING HEIGHT | STEEL FRAMING |
|---|---|---|---|---|---|---|---|---|
| A4T 0 | NOT RATED | N/A | | 1 LAYER 1" CEDAR WOOD ONE SIDE. | 5psf | L/360 | A4T 0 13'-6" | A4T 0 3 5/8" - 16 GA. STEEL STUDS @ 16" O.C. |
| B0A 0 | NOT RATED | N/A | B0A 0; B1A 0; 1 1/2"; 2 1/4" | 1 LAYER 5/8" GYPSUM BOARD ONE SIDE. | | | | B0A 0 7/8" FURRING CHANNEL |
| B1A 0 | NOT RATED | N/A | | | | | | B1C 0 1 5/8" METAL CHANNEL |
| B2A 0 | NOT RATED | N/A | 3 1/8" | 1 LAYER 5/8" GYPSUM BOARD ONE SIDE. | 5psf | L/240 | B2A 0 11'-7"; B4A 0 15'-6"; B8A 0 22'-11" | B2A 0 2 1/2" - 20 GA. STEEL STUDS @ 16" O.C. |
| B4A 0 | NOT RATED | N/A | 4 1/4" | 1 LAYER 5/8" GYPSUM BOARD ONE SIDE. | 5psf | L/360 | B2A 0 10'-2"; B4A 0 13'-6" | B4A 0 3 5/8" - 20 GA. STEEL STUDS @ 16" O.C. |
| | | | | | | | B4G 0 16'-3" | B4G 0 3 5/8" - 16 GA. STEEL STUDS @ 16" O.C. |
| B8A 0 | NOT RATED | N/A | 6 5/8" | 1 LAYER 5/8" GYPSUM BOARD ONE SIDE. | | | B8G 0 26'-2" | B8A 0 6" - 20 GA. STEEL STUDS @ 16" O.C. |
| B2P 0 | NOT RATED | N/A | VARIES | POCKET DOOR CAVITY<br>1 LAYER 5/8" GYPSUM BOARD ONE SIDE.<br>1 1/2" MINERAL WOOL BATT INSULATION.<br>POCKET DOOR SPACE.<br>1 1/2" MINERAL WOOL BATT INSULATION.<br>1 LAYER 5/8" GYPSUM BOARD ONE SIDE. | | | | B8G 0 6" - 16 GA. STEEL STUDS @ 16" O.C. |
| C2A 0 | NOT RATED | N/A | 3 3/4" | 2 LAYER 5/8" GYPSUM BOARD ONE SIDE. | 5psf | L/240 | C2A 0 11'-7"; C6T 0 16'-8" | C2A 0 2 1/2" - 20 GA. STEEL STUDS @ 16" O.C. |
| | | | | | | L/360 | C2A 0 10'-2" | |
| C6T 0 | NOT RATED | N/A | FACE OF WALL; 5 1/4" | 2 LAYER 5/8" WATER RESISTANT GYPSUM BOARD ONE SIDE.<br>4" INSULATION<br>WATER PROOF MEMBRANE ON CONCRETE OR CONCRETE BLOCK WALL | | | | C6T 0 4" - 20 GA. STEEL STUDS @ 16" O.C. |
| D2A 0 | NOT RATED | N/A | 3 3/4" | 1 LAYER 5/8" GYPSUM BOARD BOTH SIDES. | 5 psf | L/240 | D2A 0 11'-7"; D4A 1, D4S 0 15'-6"; D8A 1 22'-11" | D2A 0 2 1/2" - 20 GA. STEEL STUDS @ 16" O.C. |
| D4A 1 | 1 HOUR | U419 | 4 7/8" | 1 LAYER 5/8" GYPSUM BOARD, FIRECODE CORE BOARD BOTH SIDES. | 5 psf | L/360 | D2A 0 10'-2"; D8G 0 26'-2" | D2J 0 2 1/2" - 16 GA. STEEL STUDS @ 12" O.C. |
| | | | | | | | | D4A 1, D4S 0 3 5/8" - 20 GA. STEEL STUDS @ 16" O.C. |
| D4A 0 | NOT RATED | N/A | 4 7/8" | 1 LAYER 5/8" GYPSUM BOARD BOTH SIDES. | 7.5 psf | L/240 | D2A 0 10'-2"; D4A 1, D4S 0 13'-6"; D8A 1 18'-11" | D8A 1 6" - 20 GA. STEEL STUDS @ 16" O.C. |
| D4S 0 | NOT RATED | N/A | 4 7/8" | 1 LAYER 5/8" GYPSUM BOARD BOTH SIDES.<br>1 1/2" MINERAL WOOL BATT INSULATION. | 10 psf | L/240 | D2A 0 9'-2"; D4A 1, D4S 0 12'-3"; D8A 1 16'-5" | D8G 0 6" - 16 GA. STEEL STUDS @ 16" O.C. |
| D8A 1 | 1 HOUR | U419 | 7 1/4" | 1 LAYER 5/8" GYPSUM BOARD, FIRECODE CORE BOARD BOTH SIDES. | | | | |
| F4C 2 | 2 HOUR | U436 | 10" | CORE STAIR DIVIDING WALL<br>2 LAYERS 5/8" GYPSUM BOARD, FIRECODE CORE BOTH SIDES, OUTER LAYER VHI ABUSE-RESISTANT<br>2 ROWS 3 5/8" STL STUDS SPACED 1/4" APART WITH 3 5/8" STL STUD BRACING MAX 60" O.C. SPACING FASTENED TO EACH STUD. | 10 psf | L/120; L/240 | F4C 2 12'-5"; 12'-3" | F4C 2 3 5/8" - 20 GA. STEEL STUDS @ 16" O.C. |
| | | | | | | L/120; L/240; L/360 | F4C 2 16'-4"; 13'-10"; 12'-1" | F4C 2 3 5/8" - 18 GA. STEEL STUDS @ 16" O.C. |
| G4A 2 | 2 HOUR | U423 | 6 1/8" | 2 LAYERS 5/8" GYPSUM BOARD, FIRECODE CORE BOTH SIDES. | 5 psf | L/240 | G2A 0 10'-7"; G4A 2, G4S 1 15'-6"; G8A 2 22'-11" | G2A 0 2 1/2" - 20 GA. STEEL STUDS @ 24" O.C. |
| G8A 2 | 2 HOUR | U423 | 8 1/2" | 2 LAYERS 5/8" GYPSUM BOARD, FIRECODE CORE BOTH SIDES. | 7.5 psf | L/240 | G4A 2, G4S 1 13'-6"; G8A 2 18'-11" | G4A 2, G4S 1 3 5/8" - 20 GA. STEEL STUDS @ 16" O.C. |
| G2S 0 | NOT RATED | U419 | 5" | 2 LAYERS 5/8" GYPSUM BOARD, FIRECODE CORE BOTH SIDES.<br>24" O.C. STEEL STUD SPACING w/<br>2 1/2" MINERAL WOOL BATT INSULATION. | 10 psf | L/240 | G4A 2, G4S 1 12'-3"; G8A 2 16'-5" | G8A 2 6" - 20 GA. STEEL STUDS @ 16" O.C. |
| G4S 1 | 1 HOUR | U419 | 1 / A-006; 6 1/8" | DEMISING WALL<br>2 LAYERS 5/8" GYPSUM BOARD, FIRECODE CORE BOTH SIDES.<br>24" O.C. STEEL STUD SPACING w/<br>3 5/8" MINERAL WOOL BATT INSULATION. | | | | |
| J4A 3 | 3 HOURS | UL DESIGN U419 | 7 3/8" | 3 LAYERS 5/8" GYPSUM BOARD, FIRECODE CORE BOTH SIDES. | 5 psf | L/240 | J4A 3, J4B 3 15'-6" | J4A 3, J4B 3 3 5/8" - 20 GA. STEEL STUDS @ 16" O.C. |
| J4B 3 | 3 HOURS | UL DESIGN U419 (OR U455) | 8" | 3 LAYERS 5/8" WATER RESISTANT GYPSUM BOARD, FIRECODE "C" CORE, ON OUTER SIDE<br>RC-1 CHANNEL OR EQUIVALENT ONE SIDE, SPACED @ 24" O.C.<br>3" THERMAFIBER<br>1 LAYER 5/8" ALUMINUM FOIL BACKED GYPSUM BOARD, FIRECODE "C" CORE.<br>2 LAYERS 5/8" GYPSUM BOARD, FIRECODE "C" CORE, ON INNER SIDE. | | | | |
| K2A 1 | 1 HOUR | U415 | 3 1/8" | CAVITY SHAFT WALL<br>1 LAYERS 5/8" GYPSUM BOARD ONE SIDE<br>1" LINER BOARD BETWEEN STUDS. | 5 psf | L/240 | K2A 1 12'-3"; K6A 1 17'-6" | K2A 1 2 1/2" - 20 GA. (C-H) STUDS @ 24" O.C. |
| K6A 1 | 1 HOUR | U415 | 4 5/8" | CAVITY SHAFT WALL<br>1 LAYERS 5/8" GYPSUM BOARD ONE SIDE<br>1" LINER BOARD BETWEEN STUDS. | | L/360 | K2A 1 10'-10"; K6A 1 15'-3" | K6A 1 4" - 20 GA. (C-H) STUDS @ 24" O.C. |
| L2A 2 | 2 HOUR | UL DESIGN U415 | 3 3/4" | CAVITY SHAFT WALL<br>2 LAYERS 5/8" GYPSUM BOARD ONE SIDE<br>1" LINER BOARD BETWEEN STUDS. | 5 psf | L/240 | L2A 2 12'-10"; L6A 2 18'-1"; L8A 2 21'-9" | L2A 2 2 1/2" - 20 GA. (C-H) STUDS @ 24" O.C. |
| | | | | | | L/360 | L2A 2 11'-7"; L6A 2 16'-2"; L8A 2 20'-0" | L6A 2 4" - 20 GA. (C-H) STUDS @ 24" O.C. |
| L6A 2 | 2 HOUR | UL DESIGN U415 | 5 1/4" | CAVITY SHAFT WALL<br>2 LAYERS 5/8" GYPSUM BOARD ONE SIDE<br>1" LINER BOARD BETWEEN STUDS. | 7.5 psf | L/240 | L2A 2 11'-3"; L6A 2 15'-9"; L8A 2 19'-0" | L8A 2 6" - 20 GA. (C-H) STUDS @ 24" O.C. |
| | | | | | 10 psf | L/240 | L2A 2 10'-2"; L6A 2 14'-4"; L8A 2 17'-4" | |
| L8A 2 | 2 HOUR | UL DESIGN U415 | 7 1/4" | CAVITY SHAFT WALL<br>2 LAYERS 5/8" GYPSUM BOARD ONE SIDE<br>1" LINER BOARD BETWEEN STUDS. | | L/360 | L2A 2 9'-2"; L6A 2 12'-10"; L8A 2 15'-11" | |
| | | | | | 15 psf | L/240 | L2A 2 8'-11"; L6A 2 12'-6"; L8A 2 15'-1" | |
| L8D 2 | 2 HOURS | | 7 1/4" | CAVITY SHAFT WALL WITH 6" (DOUBLE-E) STUDS<br>2 LAYERS 5/8" GYPSUM BOARD ONE SIDE<br>1" LINER BOARD BETWEEN STUDS. | 5 psf | L/240 | L8D 2, L8E 2 28'-0" | L8D 2, L8E 2 6" - 20 GA. (DOUBLE-E) STUDS @ 12" O.C. |
| | | | | | 7.5 psf | L/240 | L8D 2 26'-3" | |
| L8E 2 | 2 HOURS | | 7 1/4" | CAVITY SHAFT WALL WITH 6" (DOUBLE-E) STUDS<br>1 LAYER 5/8" VHI ABUSE-RESISTANT GYPSUM BOARD<br>1 LAYERS 5/8" GYPSUM BOARD ONE SIDE<br>1" LINER BOARD BETWEEN STUDS. | 10 psf | L/240 | L8D 2 24'-0" | |
| | | | | | 15 psf | L/240 | L8D 2 20'-0" | |


DEPT OF BLDGS 121328205 Job Number
ES949659728 Scan Code


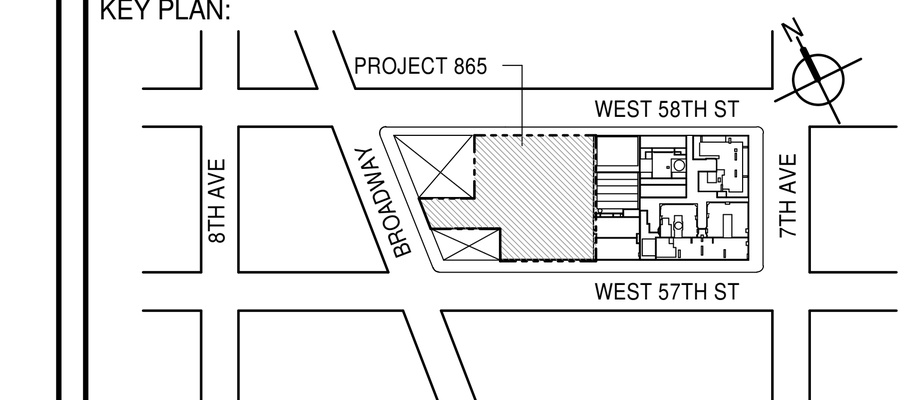


PROJECT NORTH / TRUE NORTH


DEVELOPER:
EXTELL DEVELOPMENT COMPANY
805 THIRD AVENUE, 7TH FLOOR
New York, NY 10022 USA
TEL: 212 712 6000 FAX: 212 712 6100

DESIGN ARCHITECT: Base Building Shell & Core
ADRIAN SMITH + GORDON GILL ARCHITECTURE
111 WEST MONROE STREET SUITE 2300
CHICAGO IL 60603
TEL: 312 920 1888 FAX: 312 920 1775

INTERIOR DESIGNER: Residential
Rottet Architecture and Design Studio, PLLC
298 Fifth Ave, 7th Floor
New York, NY 10001
TEL: 646 998 7000 FAX:

ARCHITECT OF RECORD: Base Building Shell, Core, & Residential
AAI ARCHITECTS, P.C.
401 Wellington St. W., 3rd Floor
Toronto, ON M5V 1E7 Canada
TEL: 416 967 1500 FAX: 416 967 7150

STRUCTURAL ENGINEERS:
WSP CANTOR SEINUK
228 EAST 45th Street
New York, NY 10017 USA
TEL: 212 687 9888 FAX: 646 487 5501

MEP ENGINEERS:
AKF GROUP
165 Broadway, 22nd Floor
New York, NY 10006 USA
TEL: 212 354 5656 FAX: 212 354 5668

GEOTECHNICAL ENGINEERS:
Langan Engineering & Environmental Services
21 Penn Plaza - 360 West 31st Street, 8th Floor
New York, NY 10001-2727
TEL: 212 479 5400 FAX: 212 479 5444

CODE CONSULTANTS:
Construction Consulting Associates
100 Church Street
New York, NY 10007
TEL: 212 385 1818 FAX: 212 385 1911

CURTAINWALL CONSULTANT:
AJLP Consulting
40 Worth Street. Suite 826
New York, NY 10013
TEL: 212 757 5659 FAX: 646 219 8508

LANDMARK/PRESERVATION CONSULTANT:
Jan Hird Pokorny Associates, Inc.
39 West 37th Street, 12A
New York, NY 10018
TEL: 212 759 6462 FAX: 212 759 6540


| No. | DESCRIPTION | DATE |
|---|---|---|
| 1 | CD PROGRESS ISSUE 1 | 15 OCT 14 |
| 2 | CD PROGRESS ISSUE 2 | 19 DEC 14 |
| 3 | D.O.B. SUBMISSION | 18 FEB 15 |
| 4 | CD PROGRESS ISSUE 3 | 09 MAR 15 |
| | D.O.B. SUBMISSION | 27 APR 15 |
| 5 | CD PROGRESS ISSUE 4 | 01 JUN 15 |
| 6 | CD PROGRESS ISSUE 5 | 10 AUG 15 |
| | D.O.B. AMENDMENT 2 | 21 SEP 15 |
| 7 | CD PROGRESS ISSUE 6 | 02 NOV 15 |
| 8 | CMU, DRYWALL, HOLLOW METAL DOORS UP TO 12F | 14 JAN 16 |
| 9 | CD PROGRESS ISSUE 7 | 29 JAN 16 |
| 10 | CD ISSUE 8 - GMP SET | 31 MAR 16 |
| 11 | CD BULLETIN ISSUE - 4 | 15 JUL 16 |
| 12 | CD BULLETIN ISSUE - 7 | 14 SEP 16 |
| | D.O.B. AMENDMENT 3 | 03 OCT 16 |

## D.O.B. SUBMISSION


Discrepancies must be reported immediately to the Architect before proceeding. Only figured dimensions are to be used. Contractors must check all dimensions on site. This drawing is protected by copyright.


ALL DIMENSIONS ARE SHOWN IN IMPERIAL.

CONSULTANT: AAI ARCHITECTS, P.C.

PROJECT:
217 WEST 57TH STREET
NEW YORK, NY

DRAWING TITLE:
PARTITION SCHEDULE - 1

SEAL & SIGNATURE: REGISTERED ARCHITECT WIEPKE DAVID JANSEN No. 028881 STATE OF NEW YORK

DATE: 15 OCT 14
PROJECT No: 1216-00
DRAWN: Author
CHK: Checker
SCALE: As indicated
REV: 12
DWG No: A-006.02
DOB PAGE No: 40 of 454

DOB EMPLOYEE STAMP: | DOB B-SCAN:


36" x 48" Arch E -SHEET SIZE
FILE NAME:
PLOT DATE: 10/17/2016 6:42:28 PM

# BLOCK WALL PARTITION SCHEDULE

| WALL TYPE | THICKNESS (T) | FIRE RESISTANCE NORMAL WEIGHT | FIRE RESISTANCE LIGHT WEIGHT | TYPE OF UNIT HOLLOW UNIT | TYPE OF UNIT 75% SOLID | TYPE OF UNIT SOLID UNIT | UL TEST NUMBER | MEA/BSA NUMBER | REMARKS |
|---|---|---|---|---|---|---|---|---|---|
| 4" UNIT | | | | | | | | | |
| 4/0 | 3 5/8" (4") | | 0 | ■ | | | | | |
| 4/1 | 3 5/8" (4") | | 1 | ■ | | | | | |
| | | | | | | | | | |
| 6" UNIT | | | | | | | | | |
| 6/0 | 5 5/8" (6") | 0 | | ■ | | | | | |
| 6/1 | 5 5/8" (6") | 1 | | ■ | | | U906 | MEA 87-47-sm | |
| 6/2 | 5 5/8" (6") | 2 | | | ■ | | U906 | MEA 87-47-sm | |
| | | | | | | | | | |
| 8" UNIT | | | | | | | | | |
| 8/0 | 7 5/8" (8") | 0 | | ■ | | | | | |
| 8/1 | 7 5/8" (8") | 1 | | ■ | | | U905 | MEA 87-47-sm | |
| 8/2 | 7 5/8" (8") | | 2 | ■ | | | U905 | MEA 87-47-sm | |
| 8/3 | 7 5/8" (8") | 3 | | | ■ | | U907 | MEA 87-47-sm | |
| 8/4 | 7 5/8" (8") | 4 | | | ■ | | U901 | MEA 87-47-sm | |
| | | | | | | | | | |
| 10" UNIT | | | | | | | | | |
| 10/0 | 9 5/8" (10") | 0 | | ■ | | | | | |
| 10/1 | 9 5/8" (10") | 1 | | ■ | | | U906 | MEA 87-47-sm | |
| 10/2 | 9 5/8" (10") | 2 | | ■ | | | U906 | MEA 87-47-sm | |
| 10/3 | 9 5/8" (10") | | 3 | ■ | | | U904 | MEA 87-47-sm | |
| 10/4 | 9 5/8" (10") | 4 | | | ■ | | U901 | MEA 87-47-sm | |
| | | | | | | | | | |
| 12" UNIT | | | | | | | | | |
| 12/0 | 11 5/8" (12") | 0 | | ■ | | | | | |
| 12/1 | 11 5/8" (12") | 1 | | ■ | | | U905 | MEA 87-47-sm | |
| 12/2 | 11 5/8" (12") | 2 | | ■ | | | U905 | MEA 87-47-sm | |
| 12/3 | 11 5/8" (12") | 3 | | ■ | | | U904 | MEA 87-47-sm | |
| 12/4 | 11 5/8" (12") | 4 | | ■ | | | U901 | MEA 87-47-sm | |

MASONRY SYMBOLS

T/R — NOMINAL BLOCK THICKNESS (T); FIRE RESISTANCE RATING

REMARKS:

- FOR MASONRY LINTEL SCHEDULE REFER TO STRUCTURAL.
- FOR DEFLECTION AND LATERAL STEEL SUPPORT REFER TO STRUCTURAL.
- FOR HEIGHT LIMITS AND REINFORCING REQUIREMENTS REFER TO STRUCTURAL DRAWINGS.

# GYPSUM BOARD PARTITION SCHEDULE

| PARTITION DESIGNATION | FIRE RATING | FIRE RESISTANCE REPORT No. | ASSEMBLY DIAGRAM | DESCRIPTION | AIR PRESSURE | ALLOWABLE DEFLECTION | LIMITING HEIGHT | STEEL FRAMING |
|---|---|---|---|---|---|---|---|---|
| M6A/3 | 3 HOUR | UL DESIGN U415 | 5 7/8" | CAVITY SHAFT WALL<br>3 LAYERS 5/8" GYPSUM BOARD ONE SIDE<br>1" LINER BOARD BETWEEN STUDS. | 7.5 psf | L/240 | M6A/3 15'-9"; M8A/3 19'-0" | M6A/2 4" - 20 GA. (C-H) STUDS @ 24" O.C. |
| M8A/3 | 3 HOUR | UL DESIGN U415 | 7 7/8" | CAVITY SHAFT WALL<br>3 LAYERS 5/8" GYPSUM BOARD ONE SIDE<br>1" LINER BOARD BETWEEN STUDS. | | | | M8A/2 6" - 20 GA. (C-H) STUDS @ 24" O.C. |
| N2A/2 | 2 HOURS | UL DESIGN U415 | 3 3/4" | CAVITY SHAFT WALL<br>1 LAYER 5/8" GYPSUM BOARD BOTH SIDES.<br>1" LINER BOARD BETWEEN STUDS | 5 psf | L/240 | N2A/2 13'-0" | N2A/2 2 1/2" 20 GA. (C-H) STUDS @ 24" O.C. |
| | | | | | | L/360 | N2A/2 11'-6" | |
| | | | | | 7.5 psf | L/240 | N2A/2 11'-5" | |
| | | | | | 10 psf | L/240 | N2A/2 10'-4" | |
| | | | | | | L/360 | N2A/2 9'-1" | |
| P2A/2 | 2 HOURS | UL DESIGN U415 | 4 3/8" | CAVITY SHAFT WALL (STAIRS)<br>2 LAYERS 5/8" GYPSUM BOARD ONE SIDE<br>1" LINER BOARD BETWEEN STUDS.<br>1 LAYER 5/8" GYPSUM BOARD ONE LINER SIDE. | 5 psf | L/240 | P2A/2 12'-10"; P6C/2 18'-1"; P8C/2 21'-9" | P2A/2 2 1/2" - 20 GA. (C-H) STUDS @ 24" O.C. |
| | | | | | | L/360 | P2A/2 11'-7"; P6C/2 16'-2"; P8C/2 20'-0" | P6C/2 4" - 20 GA. (C-H) STUDS @ 24" O.C. |
| P6C/2 | 2 HOURS | UL DESIGN U415 | 5 7/8" | IMPACT RESISTANT CAVITY SHAFT WALL (STAIRS)<br>-LOCAL LAW 26<br>1 LAYER 5/8" VHI ABUSE-RESISTANT GYPSUM BOARD<br>1 LAYER 5/8" GYPSUM BOARD FIRE CORE STUDS<br>1" LINER BOARD BETWEEN STUDS<br>1 LAYER 5/8" VHI ABUSE-RESISTANT GYPSUM BOARD | 7.5 psf | L/240 | P2A/2 11'-3"; P6C/2 15'-19"; P8C/2 19'-0" | P8C/2 6" - 20 GA. (C-H) STUDS @ 24" O.C. |
| P8C/2 | 2 HOURS | UL DESIGN U415 | 7 7/8" | IMPACT RESISTANT CAVITY SHAFT WALL (STAIRS)<br>-LOCAL LAW 26<br>1 LAYER 5/8" VHI ABUSE-RESISTANT GYPSUM BOARD<br>1 LAYER 5/8" GYPSUM BOARD FIRE CORE STUDS<br>1" LINER BOARD BETWEEN STUDS<br>1 LAYER 5/8" VHI ABUSE-RESISTANT GYPSUM BOARD | 10 psf | L/240 | P2A/2 10'-2"; P6C/2 14'-4"; P8C/2 17'-4" | |
| | | | | | | L/360 | P2A/2 9'-2"; P6C/2 12'-10"; P8C/2 15'-11" | |
| QXA/2 (11) | 2 HOUR | UL DESIGN U505<br>BSA898-47-SM EQUIVALENT TO MEA | SHAFT; FACE OF WALL; 2 1/4" | SOLID VERTICAL SHAFT WALL<br>1 LAYER 5/8" GYPSUM BOARD, FIRECODE CORE.<br>1 LAYER 1" GYPSUM LINER BOARD.<br>1 LAYER 5/8" GYPSUM BOARD, FIRECODE CORE. | 5 psf | L/240 | QXA/2 12'-0" | QXA/2 1" x 2" PERIMETER ANGLE 25 GA. |
| QXB/2 | | | | | | | | QXB/2 1" x 2" PERIMETER ANGLE 25 GA. |
| S1A/0 | NOT RATED | N/A | WALL TYPE VARIES; CANT STRIP; 75.00°; 3" OR GREATER | CANT STRIP<br>5'8" GYPSUM BOARD CANT STRIP AT 75° ANGLE<br>NOTE: TYPICAL IN ELEVATOR SHAFTS WHERE ANY PROJECTION EXCEEDS 3" IN DEPTH. | | | | S1A/0 20 GA. BENT PLATES |

7

# CEILING TYPE SCHEDULE

| MEMBRANE DESIGNATION | FIRE RATING | FIRE RESISTANCE REPORT No. | ASSEMBLY DIAGRAM | DESCRIPTION | ALLOWABLE DEFLECTION | LIMITING SPAN | STEEL FRAMING |
|---|---|---|---|---|---|---|---|
| **FIRE-RATED SOFFIT - 1 HOUR** | | | | | | | |
| L2Y/1 | 1 HOURS | UL DESIGN U469<br>AER-09038 | J-RUNNERS; 1" LINER BOARD; C-H STUDS; GYPSUM BOARD FIRECODE C CORE | CORRIDOR CEILING AND STAIR SOFFIT<br>1 LAYERS 1/2" GYPSUM BOARD FIRECODE C CORE. C-H STUDS @ 24" O.C.<br>1" LINER BOARD BETWEEN STUDS. | L/240 | L2Y/1 8'-6" | L2Y/1 2 1/2" - 25 GA. (C-H) STUDS @ 24" O.C. (212CH25-18) |
| | | | | | | L2Y/1 10'-4" | L2Y/1 2 1/2" - 20 GA. (C-H) STUDS @ 24" O.C. (212CH20-34) |
| L4Y/1 | | | | | | L4Y/1 9'-3" | L4Y/1 4" - 25 GA. (C-H) STUDS @ 24" O.C. (400CH25-18) |
| | | | | | | L4Y/1 14'-11" | L4Y/1 4" - 20 GA. (C-H) STUDS @ 24" O.C. (400CH20-34) |
| L6Y/1 | | | | | | L6Y/1 18'-6" | L6Y/1 6" - 20 GA. (C-H) STUDS @ 24" O.C. (600CH20-34) |
| **FIRE-RATED SOFFIT - 2 HOURS** | | | | | | | |
| L2Y/2 | 2 HOURS | UL DESIGN U438<br>AER-09038 | J-RUNNERS; 1" LINER BOARD; C-H STUDS; GYPSUM BOARD FIRECODE C CORE | CORRIDOR CEILING AND STAIR SOFFIT<br>2 LAYERS 1/2" GYPSUM BOARD FIRECODE C CORE. C-H STUDS @ 24" O.C.<br>1" LINER BOARD BETWEEN STUDS. | L/240 | L2Y/2 7'-10" | L2Y/2 2 1/2" - 25 GA. (C-H) STUDS @ 24" O.C. (212CH25-18) |
| | | | | | | L2Y/2 9'-8" | L2Y/2 2 1/2" - 20 GA. (C-H) STUDS @ 24" O.C. (212CH20-34) |
| L4Y/2 | | | | | | L4Y/2 7'-7" | L4Y/2 4" - 25 GA. (C-H) STUDS @ 24" O.C. (400CH25-18) |
| | | | | | | L4Y/2 14'-0" | L4Y/2 4" - 20 GA. (C-H) STUDS @ 24" O.C. (400CH20-34) |
| L6Y/2 | | | | | | L6Y/2 15'-3" | L6Y/2 6" - 20 GA. (C-H) STUDS @ 24" O.C. (600CH20-34) |
| **FIRE-RATED HORIZONTAL GYPSUM ENCLOSURE - 2 HOURS** | | | | | | | |
| L2Z/2 | 2 HOURS | NER-258<br>AER-09038<br>USG TESTED ASSEMBLY | J-RUNNERS; 1" LINER BOARD; C-H STUDS; GYPSUM BOARD FIRECODE CORE | HORIZONTAL MEMBRANE AND METAL DUCT ENCLOSURE<br>HORIZONTAL ASSEMBLY<br>3 LAYERS 1/2" GYPSUM BOARD FIRECODE C CORE C-H STUDS @ 24" O.C.<br>1" LINER BOARD BETWEEN STUDS<br>VERTICAL ASSEMBLY<br>2 LAYERS 1/2" GYPSUM BOARD FIRECODE C CORE C-H STUDS @ 24" O.C.<br>1" LINER BOARD BETWEEN STUDS | L/240 | L2Z/2 9'-2" | L2Z/2 2 1/2" - 20 GA. (C-H) STUDS @ 24" O.C. |
| L6Z/2 | 2 HOURS | | | | | L6Z/2 13'-2" | L6Z/2 4" - 20 GA. (C-H) STUDS @ 24" O.C. |
| L8Z/2 | 2 HOURS | | | | | L8Z/2 15'-10" | L8Z/2 6" - 20 GA. (C-H) STUDS @ 24" O.C. |
| **NON-RATED STUD FRAMED CEILING** | | | | | | | |
| B4Z/0 | NOT RATED | N/A | | 1 LAYER 5/8" GYPSUM BOARD STEEL STUDS @ 16" O.C. | L/240 | B4Z/0 13'-7" | B4Z/0 3 5/8" - 20 GA. STEEL STUDS @ 16" O.C. |
| B6Z/0 | | | | | | B6Z/0 15'-8" | B6Z/0 6" - 20 GA. STEEL STUDS @ 16" O.C. |

NOTE: LIMITING SPANS WERE OBTAINED FROM THE "STEEL STUD MANUFACTURERS ASSOCIATION"

12

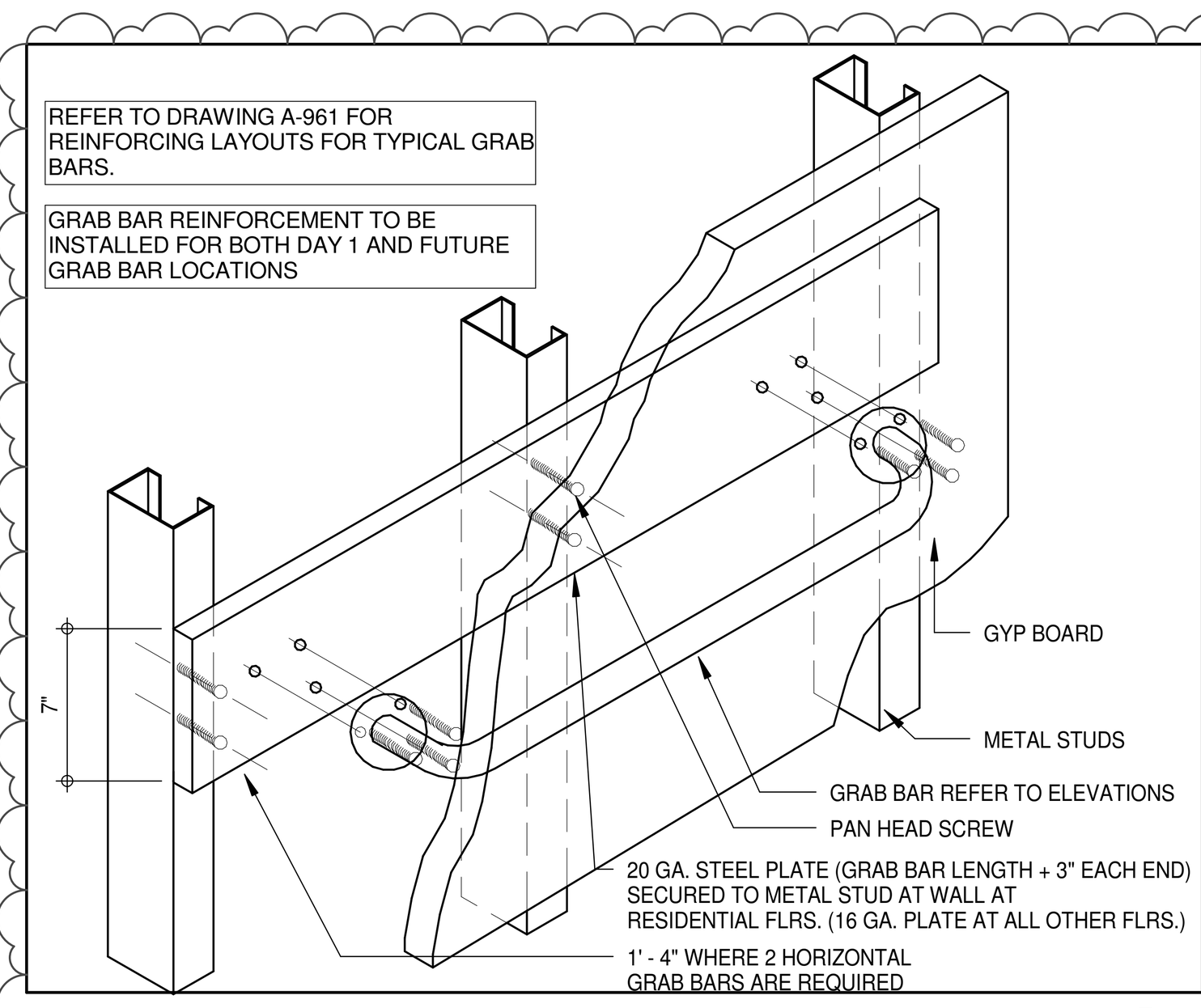


**TYPICAL DETAIL AXO. - GRAB BAR REINFORCEMENT** (1)

1 1/2" = 1'-0"

## SOUND BARRIER CEILING - SBC-01

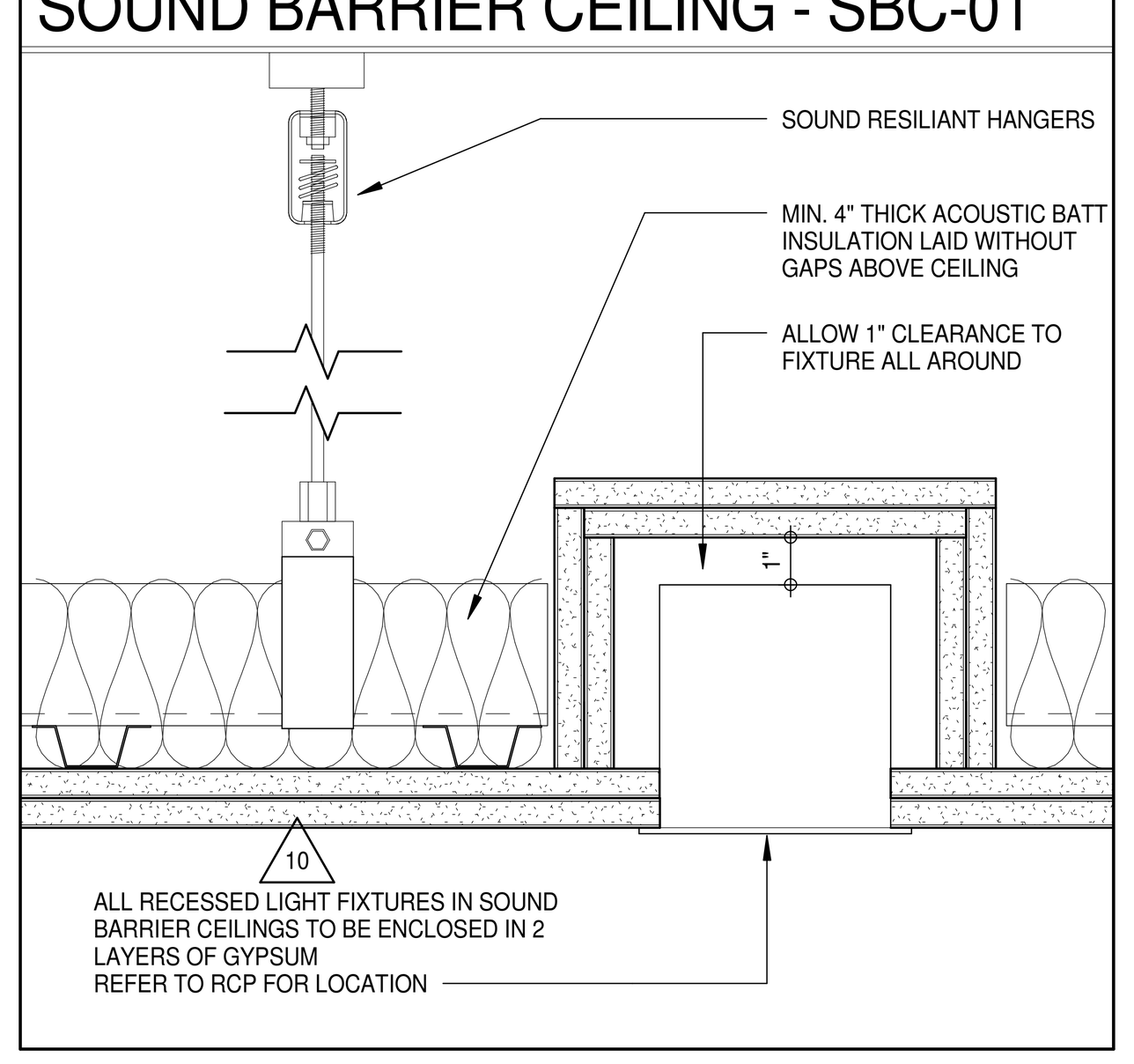


## SOUND BARRIER CEILING - SBC-02

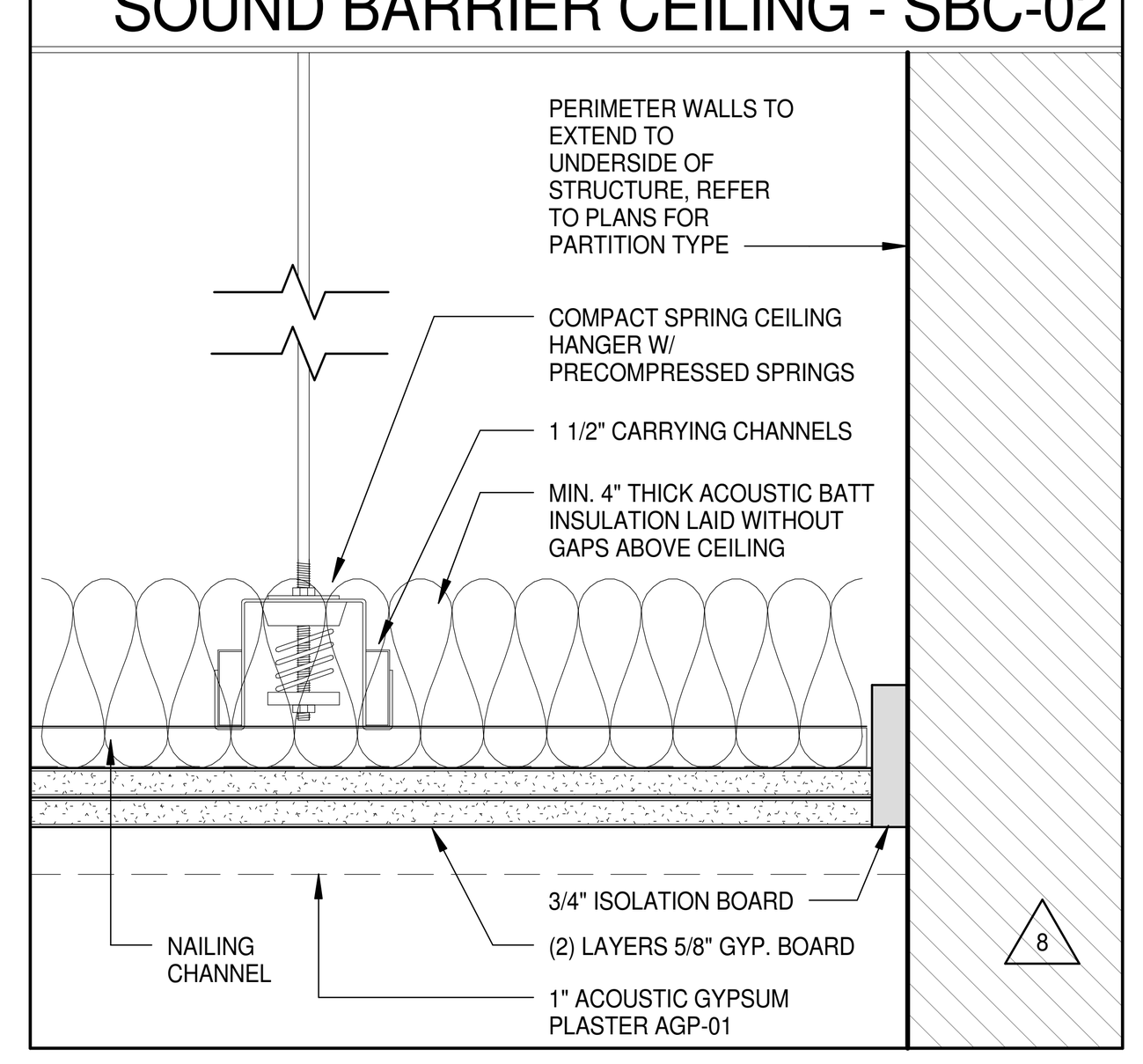


## SOUND BARRIER CEILING - SBC-03

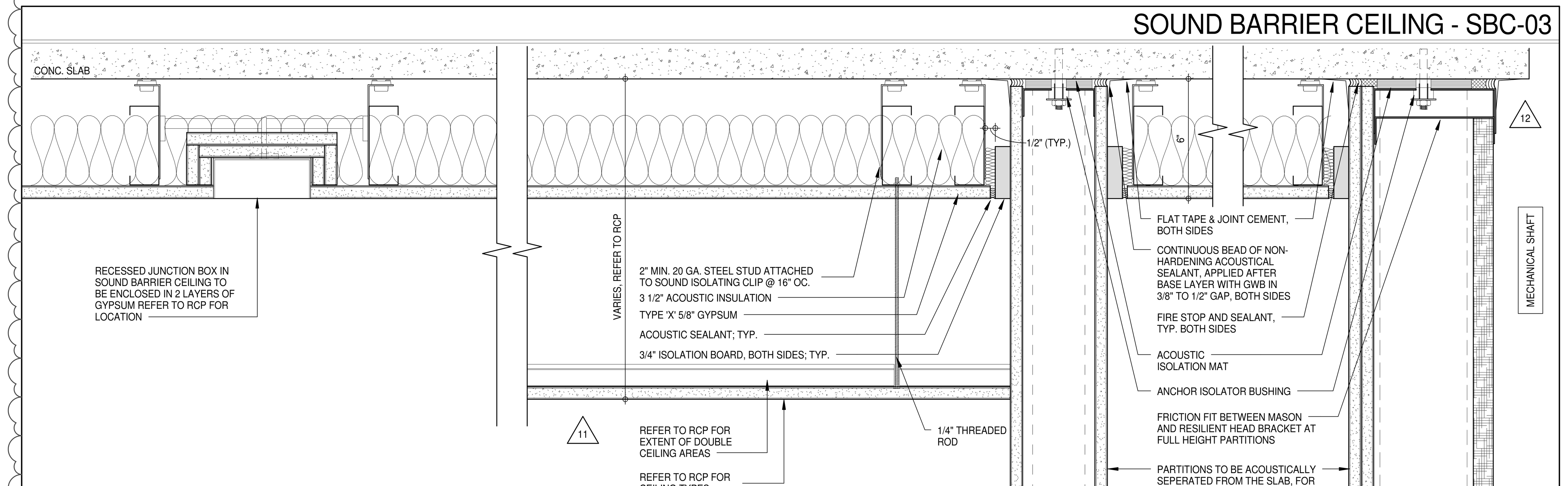



36" x 48" Arch E -SHEET SIZE

FILE NAME:
PLOT DATE: 10/17/2016 6:42:43 PM

DEPT OF BLDGS 121328205 Job Number

ES573103574 Scan Code




KEY PLAN:

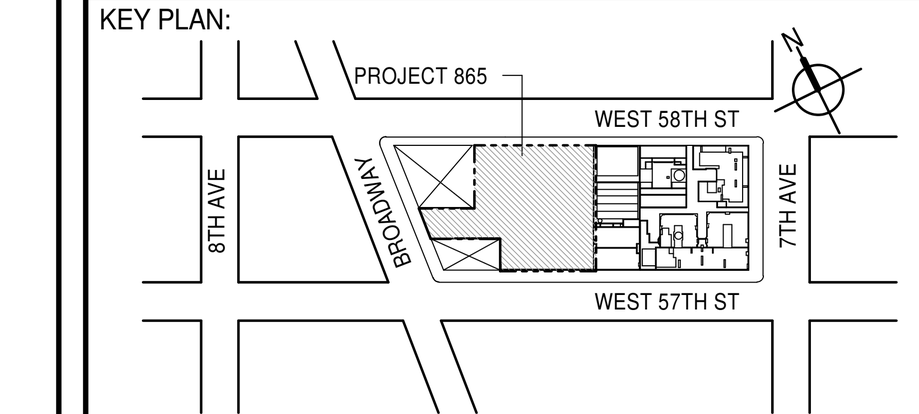


PROJECT NORTH | TRUE NORTH


DEVELOPER:
**EXTELL DEVELOPMENT COMPANY**
805 THIRD AVENUE, 7TH FLOOR
New York, NY 10022 USA
TEL: 212 712 6000 FAX: 212 712 6100

DESIGN ARCHITECT: Base Building Shell & Core
**ADRIAN SMITH + GORDON GILL ARCHITECTURE**
111 WEST MONROE STREET SUITE 2300
CHICAGO IL 60603
TEL: 312 920 1888 FAX: 312 920 1775

INTERIOR DESIGNER: Residential
**Rottet Architecture and Design Studio, PLLC**
298 Fifth Ave, 7th Floor
New York, NY 10001
TEL: 646 998 7000 FAX:

ARCHITECT OF RECORD: Base Building Shell, Core, & Residential
**AAI ARCHITECTS, P.C.**
401 Wellington St. W., 3rd Floor
Toronto, ON M5V 1E7 Canada
TEL: 416 967 1500 FAX: 416 967 7150

STRUCTURAL ENGINEERS:
**WSP CANTOR SEINUK**
228 EAST 45th Street
New York, NY 10017 USA
TEL: 212 687 9888 FAX: 646 487 5501

MEP ENGINEERS:
**AKF GROUP**
165 Broadway, 22nd Floor
New York, NY 10006 USA
TEL: 212 354 5656 FAX: 212 354 5668

GEOTECHNICAL ENGINEERS:
**Langan Engineering & Environmental Services**
21 Penn Plaza - 360 West 31st Street, 8th Floor
New York, NY 10001-2727
TEL: 212 479 5400 FAX: 212 479 5444

CODE CONSULTANTS:
**Construction Consulting Associates**
100 Church Street
New York, NY 10007
TEL: 212 385 1818 FAX: 212 385 1911

CURTAINWALL CONSULTANT:
**AJLP Consulting**
40 Worth Street. Suite 826
New York, NY 10013
TEL: 212 757 5659 FAX: 646 219 8508

LANDMARK/PRESERVATION CONSULTANT:
**Jan Hird Pokorny Associates, Inc.**
39 West 37th Street, 12A
New York, NY 10018
TEL: 212 759 6462 FAX: 212 759 6540


| No. | DESCRIPTION | DATE |
|---|---|---|
| 1 | CD PROGRESS ISSUE 1 | 15 OCT 14 |
| 2 | CD PROGRESS ISSUE 2 | 19 DEC 14 |
| 3 | D.O.B. SUBMISSION | 18 FEB 15 |
| 4 | CD PROGRESS ISSUE 3 | 09 MAR 15 |
| | D.O.B. SUBMISSION | 27 APR 15 |
| 5 | CD PROGRESS ISSUE 4 | 01 JUN 15 |
| 6 | CD PROGRESS ISSUE 5 | 10 AUG 15 |
| | D.O.B. AMENDMENT 2 | 21 SEP 15 |
| 7 | CD PROGRESS ISSUE 6 | 02 NOV 15 |
| 8 | CMU, DRYWALL, HOLLOW METAL DOORS UP TO 12F | 14 JAN 16 |
| 9 | CD PROGRESS ISSUE 7 | 29 JAN 16 |
| 10 | CD ISSUE 8 - GMP SET | 31 MAR 16 |
| 11 | CD BULLETIN ISSUE - 4 | 15 JUL 16 |
| 12 | CD BULLETIN ISSUE - 7 | 14 SEP 16 |
| | D.O.B. AMENDMENT 3 | 03 OCT 16 |

**D.O.B. SUBMISSION**


Discrepancies must be reported immediately to the Architect before proceeding. Only figured dimensions are to be used. Contractors must check all dimensions on site. This drawing is protected by copyright.


ALL DIMENSIONS ARE SHOWN IN IMPERIAL.

CONSULTANT:

AAI ARCHITECTS, P.C.

PROJECT:

**217 WEST 57TH STREET**
NEW YORK, NY

DRAWING TITLE:

PARTITION SCHEDULE - 2

SEAL & SIGNATURE:

REGISTERED ARCHITECT WIEPKE DAVID JANSEN No. 028881 STATE OF NEW YORK

| | |
|---|---|
| DATE: | 15 OCT 14 |
| PROJECT No: | 1216-00 |
| DRAWN: Author | REV: 12 |
| CHK: Checker | |
| SCALE: As indicated | |
| DWG No: | A-007.02 |
| DOB PAGE No: | 41 of 454 |

DOB EMPLOYEE STAMP: | DOB B-SCAN:

DEPT OF BLDGS 121253635 Job Number
E320455788B Scan Code

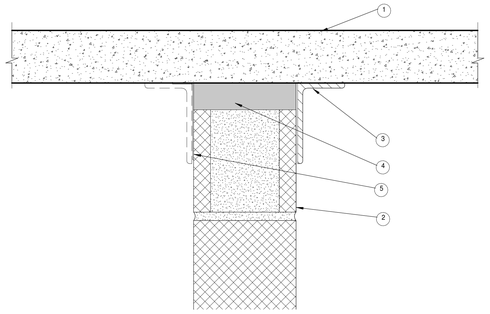


1. LIGHTWEIGHT OR NORMAL WEIGHT CONCRETE FLOOR ASSEMBLY (MINIMUM 4-1/2" THICK) (2-HR. FIRE-RATED).

2. CONCRETE BLOCK WALL ASSEMBLY (2-HR. FIRE-RATING):
A. LIGHTWEIGHT OR NORMAL WEIGHT CONCRETE WALL (MIN. 6" THICK).
B. ANY UL/cUL CLASSIFIED BLOCK WALL.

3. STEEL ANGLES (MAXIMUM SIZE 6" X 3" X 12GA., OR THICKER) CUT MAXIMUM 12" LONG AND FASTENED TO CONCRETE FLOOR AT MINIMUM 24" C/C. STEEL ANGLES TO BE STAGGERED ON OPPOSITE SIDE OF WALL.

4. MINERAL WOOL (MINIMUM 4 PCF DENSITY) COMPRESSED 50% AND INSERTED INTO JOINT, FLUSH WITH BOTH SIDES OF WALL ASSEMBLY.

5. MINIMUM 1/8" (WET) THICKNESS HILTI CP SPEED SPRAY TO COMPLETELY COVER MINERAL WOOL AND TO OVERLAP MINIMUM 1/2" ONTO FLOOR AND WALL ON BOTH SIDES OF JOINT.

**A** RATED WALL
FIRE RATED WALL UL SYSTEM No. HW-D-1070 & HW-D-1045.

## FIRE STOP DETAIL 3

3" = 1'-0"

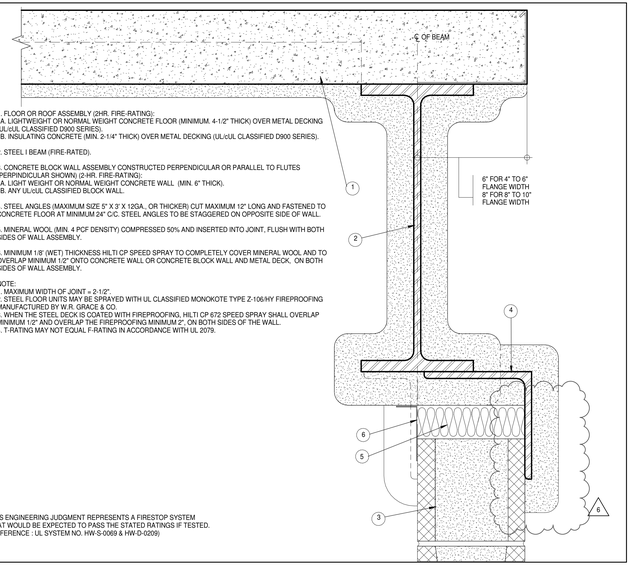


1. FLOOR OR ROOF ASSEMBLY (2HR. FIRE-RATING):
A. LIGHTWEIGHT OR NORMAL WEIGHT CONCRETE FLOOR (MINIMUM. 4-1/2" THICK) OVER METAL DECKING (UL/cUL CLASSIFIED D900 SERIES).
B. INSULATING CONCRETE (MIN. 2-1/4" THICK) OVER METAL DECKING (UL/cUL CLASSIFIED D900 SERIES).

2. STEEL I BEAM (FIRE-RATED).

3. CONCRETE BLOCK WALL ASSEMBLY CONSTRUCTED PERPENDICULAR OR PARALLEL TO FLUTES (PERPINDICULAR SHOWN) (2-HR. FIRE-RATING):
A. LIGHT WEIGHT OR NORMAL WEIGHT CONCRETE WALL (MIN. 6" THICK).
B. ANY UL/cUL CLASSIFIED BLOCK WALL.

4. STEEL ANGLES (MAXIMUM SIZE 5" X 3" X 12GA., OR THICKER) CUT MAXIMUM 12" LONG AND FASTENED TO CONCRETE FLOOR AT MINIMUM 24" C/C. STEEL ANGLES TO BE STAGGERED ON OPPOSITE SIDE OF WALL.

5. MINERAL WOOL (MIN. 4 PCF DENSITY) COMPRESSED 50% AND INSERTED INTO JOINT, FLUSH WITH BOTH SIDES OF WALL ASSEMBLY.

6. MINIMUM 1/8" (WET) THICKNESS HILTI CP SPEED SPRAY TO COMPLETELY COVER MINERAL WOOL AND TO OVERLAP MINIMUM 1/2" ONTO CONCRETE WALL OR CONCRETE BLOCK WALL AND METAL DECK. ON BOTH SIDES OF WALL ASSEMBLY.

NOTE:
1. MAXIMUM WIDTH OF JOINT = 2-1/2".
2. STEEL FLOOR UNITS MAY BE SPRAYED WITH UL CLASSIFIED MONOKOTE TYPE Z-106/HY FIREPROOFING MANUFACTURED BY W.R. GRACE & CO.
3. WHEN THE STEEL DECK IS COATED WITH FIREPROOFING, HILTI CP 672 SPEED SPRAY SHALL OVERLAP MINIMUM 1/2" AND OVERLAP THE FIREPROOFING MINIMUM 2". ON BOTH SIDES OF THE WALL.
4. T-RATING MAY NOT EQUAL F-RATING IN ACCORDANCE WITH UL 2079.

**D** THIS ENGINEERING JUDGMENT REPRESENTS A FIRESTOP SYSTEM THAT WOULD BE EXPECTED TO PASS THE STATED RATINGS IF TESTED. (REFERENCE : UL SYSTEM NO. HW-S-0069 & HW-D-0209)

## FIRE STOP DETAIL 2

3" = 1'-0"

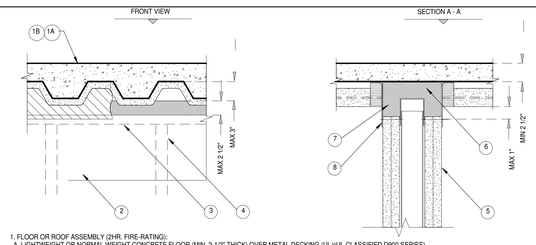


1. FLOOR OR ROOF ASSEMBLY (2HR. FIRE-RATING):
A. LIGHTWEIGHT OR NORMAL WEIGHT CONCRETE FLOOR (MIN. 2-1/2" THICK) OVER METAL DECKING (UL/cUL CLASSIFIED D900 SERIES).
B. INSULATING CONCRETE (MIN. 2-1/4" THICK) OVER METAL DECKING (UL/cUL CLASSIFIED D900 SERIES).

2. GYPSUM WALL ASSEMBLY (UL/cUL CLASSIFIED U400 SERIES) ( 1-HR. OR 2-HR. FIRE-RATING).

3. CEILING RUNNER (MIN. 25 GA.,3-3/4" FLANGES) FASTENED TO UNDERSIDE OF DECK AT MAXIMUM 24" C/C SPACING.

4. STEEL STUDS (MINIMUM 3-1/2" WIDE), CUT 1-1/4" TO 1-1/2" LESS LENGTH THAN ASSEMBLY HEIGHT, NESTING IN CEILING RUNNERS WITHOUT ATTACHMENT.

5. 5/8" OR 1-1/4" THICKNESS GYPSUM WALLBOARD AS SPECIFIED IN THE INDIVIDUAL UL DESIGN. TOP ROW OF SCREWS SHALL BE INSATALLED INTO STUDS 5" BELOW THE BOTTOM PLANE OF FLOOR/ROOF.

6. HILTI CP 767 SPEED STRIPS COMPRESSED 50% AND INSERTED INTO FLUTES, FLUSH WITH BOTH SIDES OF WALL (SEE NOTE BELOW).

7. HILTI CP 767 SPEED STRIPS COMPRESSED 50% AND INSERTED INTO JOINT, FLUSH WITH BOTH SIDES OF GYPSUM WALL (SEE NOTES BELOW).

8. MINIMUM 1/8" (WET) THICKNESS HILTI CP 672 SPEED SPRAY TO COMPLETELY COVER MINERAL WOOL AND TO OVERLAP MINIMUM 1/2" ONTO GYPSUM AND METAL DECKING ON BOTH SIDES OF GUPSUM WALL ASSEMBLY.

NOTE:
AS AN ALTERNATE TO HILTI CP 767 SPEED STRIPS, MINERAL WOOL (MIN. 4 PCF DENSITY) COMPRESSED 50% MAY BE USED.

**A** THIS ENGINEERING JUDGMENT REPRESENTS A FIRESTOP SYSTEM THAT WOULD BE EXPECTED TO PASS THE STATED RATINGS IF TESTED. (REFERENCE : UL SYSTEM NO. HW-D-1067)

## FIRE STOP DETAIL 1

3" = 1'-0"

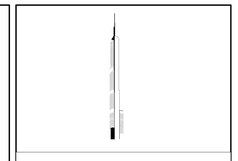

KEY PLAN:

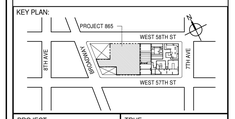


PROJECT NORTH

TRUE NORTH

DEVELOPER:
***EXTELL DEVELOPMENT COMPANY***
805 THIRD AVENUE, 7TH FLOOR
New York, NY 10022 USA
TEL: 212 712 6000 FAX: 212 712 6100

DESIGN ARCHITECT: Base Building Shell & Core
***ADRIAN SMITH + GORDON GILL ARCHITECTURE***
111 WEST MONROE STREET SUITE 2300
CHICAGO IL 60603
TEL: 312 920 1888 FAX: 312 920 1775

INTERIOR DESIGNER: Residential
***Rottet Architecture and Design Studio, PLLC***
298 Fifth Ave, 7th Floor
New York, NY 10001
TEL: 646 998 7000 FAX:

ARCHITECT OF RECORD: Base Building Shell, Core, & Residential
***AAI ARCHITECTS, P.C.***
401 Wellington St. W., 3rd Floor
Toronto, ON M5V 1E7 Canada
TEL: 416 967 1500 FAX: 416 967 7150

STRUCTURAL ENGINEERS:
***WSP CANTOR SEINUK***
228 EAST 45th Street
New York, NY 10017 USA
TEL: 212 687 9888 FAX: 646 487 5501

MEP ENGINEERS:
***AKF GROUP***
165 Broadway, 22nd Floor
New York, NY 10006 USA
TEL: 212 354 5656 FAX: 212 354 5668

GEOTECHNICAL ENGINEERS:
***Langan Engineering & Environmental Services***
21 Penn Plaza - 360 West 31st Street, 8th Floor
New York, NY 10001-2727
TEL: 212 479 5400 FAX: 212 479 5444

CODE CONSULTANTS:
***Construction Consulting Associates***
100 Church Street
New York, NY 10007
TEL: 212 385 1818 FAX: 212 385 1911

CURTAINWALL CONSULTANT:
***AJLP Consulting***
40 Worth Street. Suite 826
New York, NY 10013
TEL: 212 757 5659 FAX: 646 219 8508

LANDMARK/PRESERVATION CONSULTANT:
***Jan Hird Pokorny Associates, Inc.***
39 West 37th Street, 12A
New York, NY 10018
TEL: 212 759 6462 FAX: 212 759 6540

| No. | DESCRIPTION | DATE |
|---|---|---|
| 1 | CD PROGRESS ISSUE 2 | 19 DEC 14 |
| 2 | D.O.B. SUBMISSION | 18 FEB 15 |
| 3 | CD PROGRESS ISSUE 3 | 09 MAR 15 |
| | D.O.B. SUBMISSION | 27 APR 15 |
| 4 | CD PROGRESS ISSUE 4 | 01 JUN 15 |
| 5 | CD PROGRESS ISSUE 5 | 10 AUG 15 |
| | D.O.B. AMENDMENT 2 | 21 SEP 15 |
| 6 | CD PROGRESS ISSUE 6 | 02 NOV 15 |
| 7 | CMU, DRYWALL, HOLLOW METAL DOORS UP TO 12F | 14 JAN 16 |
| 8 | CD PROGRESS ISSUE 7 | 29 JAN 16 |
| 9 | CD ISSUE 8 - GMP SET | 31 MAR 16 |
| | D.O.B. AMENDMENT 3 | 03 OCT 16 |

**D.O.B. SUBMISSION**

Discrepancies must be reported immediately to the Architect before proceeding. Only figured dimensions are to be used. Contractors must check all dimensions on site. This drawing is protected by copyright.

ALL DIMENSIONS ARE SHOWN IN IMPERIAL.

CONSULTANT:
AAI ARCHITECTS, P.C.

PROJECT:
**217 WEST 57TH STREET**
NEW YORK, NY

DRAWING TITLE:
FIRESTOPPING DETAILS

SEAL & SIGNATURE:
REGISTERED ARCHITECT ADRIAN DAVID JANSEN 028683 STATE OF NEW YORK

| | |
|---|---|
| DATE: | 19 DEC 14 |
| PROJECT No: | 1216-00 |
| DRAWN: Author / CHK: Checker | REV: 9 |
| SCALE: 3" = 1'-0" | |
| DWG No: | A-009.02 |
| DOB PAGE No: | 42 of 454 |

DOB EMPLOYEE STAMP:

DOB B-SCAN:

36" x 48" Arch E SHEET SIZE
FILE NAME:
PLOT DATE: 10/17/2016 8:16:15 PM

DEPT OF BLDGS 121253825 Job Number
E391213905 Scan Code

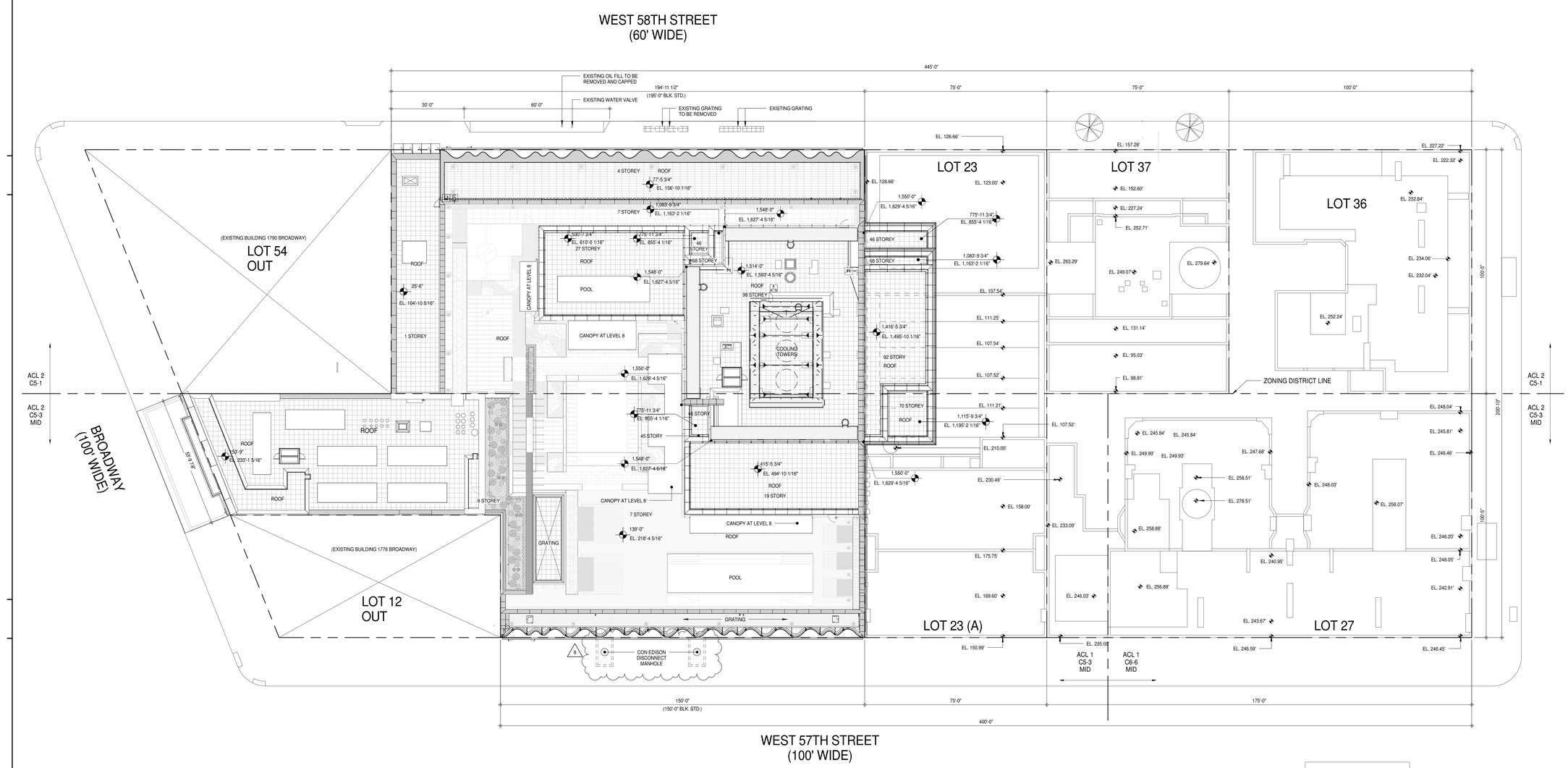


PROJECT DATUM +/-0' IS LOCATED AT EL.79.36' ABOVE MANHATTAN DATUM

KEY PLAN:

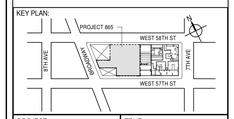


PROJECT NORTH | TRUE NORTH

DEVELOPER:
**EXTELL DEVELOPMENT COMPANY**
805 THIRD AVENUE, 7TH FLOOR
New York, NY 10022 USA
TEL: 212 712 6000 FAX: 212 712 6100

DESIGN ARCHITECT: Base Building Shell & Core
**ADRIAN SMITH + GORDON GILL ARCHITECTURE**
111 WEST MONROE STREET SUITE 2300
CHICAGO IL 60603
TEL: 312 920 1888 FAX: 312 920 1775

INTERIOR DESIGNER: Residential
**Rottet Architecture and Design Studio, PLLC**
298 Fifth Ave, 7th Floor
New York, NY 10001
TEL: 646 998 7000 FAX:

ARCHITECT OF RECORD: Base Building Shell, Core, & Residential
**AAI ARCHITECTS, P.C.**
401 Wellington St. W., 3rd Floor
Toronto, ON M5V 1E7 Canada
TEL: 416 967 1500 FAX: 416 967 7150

STRUCTURAL ENGINEERS:
**WSP CANTOR SEINUK**
228 EAST 45th Street
New York, NY 10017 USA
TEL: 212 687 9888 FAX: 646 487 5501

MEP ENGINEERS:
**AKF GROUP**
165 Broadway, 22nd Floor
New York, NY 10006 USA
TEL: 212 354 5656 FAX: 212 354 5668

GEOTECHNICAL ENGINEERS:
**Langan Engineering & Environmental Services**
21 Penn Plaza - 360 West 31st Street, 8th Floor
New York, NY 10001-2727
TEL: 212 479 5400 FAX: 212 479 5444

CODE CONSULTANTS:
**Construction Consulting Associates**
100 Church Street
New York, NY 10007
TEL: 212 385 1818 FAX: 212 385 1911

CURTAINWALL CONSULTANT:
**AJLP Consulting**
40 Worth Street. Suite 826
New York, NY 10013
TEL: 212 757 5659 FAX: 646 219 8508

LANDMARK/PRESERVATION CONSULTANT:
**Jan Hird Pokorny Associates, Inc.**
39 West 37th Street, 12A
New York, NY 10018
TEL: 212 759 6462 FAX: 212 759 6540

| No. | DESCRIPTION | DATE |
|---|---|---|
| 1 | CD PROGRESS ISSUE 1 | 15 OCT 14 |
| 2 | CD PROGRESS ISSUE 2 | 19 DEC 14 |
| 3 | D.O.B. SUBMISSION | 18 FEB 15 |
| 4 | CD PROGRESS ISSUE 3 | 09 MAR 15 |
| | D.O.B. SUBMISSION | 27 APR 15 |
| 5 | CD PROGRESS ISSUE 4 | 01 JUN 15 |
| 6 | CD PROGRESS ISSUE 5 | 10 AUG 15 |
| | D.O.B. AMENDMENT 2 | 21 SEP 15 |
| 7 | CD PROGRESS ISSUE 6 | 02 NOV 15 |
| 8 | CMU, DRYWALL, HOLLOW METAL DOORS UP TO 12F | 14 JAN 16 |
| 9 | CD PROGRESS ISSUE 7 | 29 JAN 16 |
| 10 | CD ISSUE 8 - GMP SET | 31 MAR 16 |
| | D.O.B. AMENDMENT 3 | 03 OCT 16 |

0 8'-0" 16'-0" 32'-0"

**D.O.B. SUBMISSION**

Discrepancies must be reported immediately to the Architect before proceeding. Only figured dimensions are to be used. Contractors must check all dimensions on site. This drawing is protected by copyright.

ALL DIMENSIONS ARE SHOWN IN IMPERIAL.

CONSULTANT: AAI ARCHITECTS, P.C.

PROJECT:
**217 WEST 57TH STREET**
NEW YORK, NY

DRAWING TITLE:
SITE PLAN / ROOF PLAN

SEAL & SIGNATURE: REGISTERED ARCHITECT RENE DAVID JANSSEN STATE OF NEW YORK 026881

| | |
|---|---|
| DATE: | 15 OCT 14 |
| PROJECT No: | 1216-00 |
| DRAWN: Author | REV: 10 |
| Chk: Checker | |
| SCALE: 1/16" = 1'-0" | |
| DWG No: | A-010.02 |
| DOB PAGE No: | 43 of 454 |

DOB EMPLOYEE STAMP: DOB B-SCAN:

36" x 48" Arch E SHEET SIZE
FILE NAME:
PLOT DATE: 10/17/2016 7:22:03 PM

# CODE NOTES

**CHAPTER 20 - 26**

ALL NEW CONSTRUCTION TO MEET BUILDING MATERIALS DESIGN CRITERIA

**CHAPTER 27 - 28**

SEE MECHANICAL AND ELECTRICAL DRAWINGS

**CHAPTER 29 - PLUMBING SYSTEMS**

SEE PLUMBING DRAWINGS
THE NYC PLUMBING CODE AS AMENDED BY NYC FOR OCCUPANCY GROUP B (BUSINESS) COMMENTS

(BC 2902.1) THE COUNT OF PLUMBING FIXTURES PROVIDED IS IN ACCORDANCE WITH TABLE 403.1 OF THE NEW YORK CITY PLUMBING CODE.

CHAPTER 30 - ELEVATORS

ALL NEW CONSTRUCTION TO MEET ELEVATORS DESIGN CRITERIA
* ALL ELEVATORS SHALL CONFORM WITH ALL APPLICABLE REGULATIONS SET FORTH IN THE LATEST EDITIONS OF :

ASME A17.1 AND LATEST AMENDMENTS AND SUPPLEMENTS
NEW YORK CITY BUILDING CODE
CITY OF NEW YORK-RS18 STANDARDS AND LOCAL LAWS
NFPA CODES
NFPA, FIRE DOORS-HOISTWAY ENTRANCES
ASME A17.5/CSA - B44.1 - ELEVATOR AND ESCALATOR ELECTRICAL EQUIPMENT
ADAAG

(BC 3002.4) ELEVATOR CAR TO ACCOMMODATE AMBULANCE STRETCHER. - AT LEAST ONE ELEVATOR IS PROVIDED FOR FIRE DEPARTMENT EMERGENCY ACCESS TO ALL FLOORS HAVING ELEVATOR CAR WITH SUCH A SIZE AND ARRANGEMENT TO ACCOMMODATE A 24-INCH BY 76-INCH AMBULANCE STRETCHER IN THE HORIZONTAL, OPEN POSITION.

**CHAPTER 31 - SPECIAL CONSTRUCTION**

(BC 3105.3) (LOCAL LAW 28 OF 2012) SUN CONTROL DEVICES ARE DESIGNED AND CONSTRUCTED TO WITHSTAND WIND OR OTHER LATERAL LOADS AND LIVE LOADS AS REQUIRED BY CHAPTER 16 WITH DUE ALLOWANCE FOR SHAPE, OPEN CONSTRUCTION AND SIMILAR FEATURES THAT RELIEVE THE PRESSURES OR LOADS. STRUCTURAL MEMBERS ARE PROTECTED TO PREVENT DETERIORATION. SUN CONTROL DEVICES ARE CONSTRUCTED OF NONCOMBUSTIBLE MATERIALS.

(BC 3109.4) OUTDOOR AMENITY SWIMMING POOL SHALL BE PROVIDED WITH POWER SAFETY COVER COMPLYING WITH ASTM F 1346, SO NO ENCLOSEING FENCE IS REQUIRED.

(BC 3109.5) PRIVATE SWIMMING POOL SHALL BE COMPLETELY ENCLOSED BY A FENCE, WALL OR BUIDLING AT LEAST 4 FEET IN HEIGHT. OPENINGS IN THE ENCLOSURE SHALL NOT PERMIT THE PASSAGE OF 4-INCH-DIAMETER SPHERE. THE ENCLOSURE SHALL BE EQUIPPED WITH SELF-CLOSING AND SELF-LATCHING GATES. THE DOOR PROVIDING ACCESS TO THE PRIVATE SWIMMING POOL FROM THE DWELLING SHALL OPEN INWARD, AWAY FROM THE SWIMMING POOL, AND SHALL BE SELF-CLOSING AND HAVE A SELF-LATCHING DEVICE. THE RELEASE MECHANISM OF THE SELF-LATCHING DEVICE SHALL BE LOCATED NO LESS THAN 54 INCHES FROM THE BOTTOM OF THE DOOR.

(BC 3109.4.2) IN ADDITION TO THE REQUIREMENTS OF NYC BUILDING CODE, ANY OTHER, MORE STRINGENT REQUIREMENTS FOR THE CONSTRUCTION AND DESIGN OF SWIMMING POOL AND BARRIERS PROVIDED FOR IN ARTICLE 165 OF THE NEW YORK CITY HEALTH CODE, SHALL ALSO BE APPLICABLE.

(BC 3109.3.2) THE SUPPLY, CIRCULATION, TREATMENT, AND DRAINAGE OF WATER FOR SWIMMING POOLS SHALL MEET THE REQUIREMENTS OF THE NEW YORK CITY PLUMBING CODE.

(BC 3109.3.3) NO OVERHEAD ELECTRICAL CONDUCTORS SHALL BE INSTALLED WITHIN 15 FEET OF THE SWIMMING POOL.

**CHAPTER 32 - ENCROACHMENTS INTO THE PUBLIC RIGHT-OF-WAY**

(BC 3202.2.1.1) ENTRANCE DOORS WHEN FULLY OPEN, SHALL NOT BE CONSTRUCTED TO PROJECT BEYOND THE STREET LINE NOT MORE THAN 18 INCHES.

(BC 3202.2.1.2) ARCHITECTURAL DETAILS CONSTRUCTED SHALL NOT PROJECT MORE THAN 4 INCHES BEYOND THE STREET LINE WHEN LESS THAN 10 FEET ABOVE THE GROUND OR SIDEWALK LEVEL AND NOT MORE THAN 10 INCHES BEYOND THE STREET LINE WHEN MORE THAN 10 FEET ABOVE THE GROUND OR SIDEWALK LEVEL.

(BC 3202.2.1.9) (LOCAL LAW 28 OF 2012) SUN CONTROL DEVICES ARE FIXED AND CONSTRUCTED IN ACCORDANCE WITH SECTION 3105 AND SUPPORTED ENTIRELY FROM THE BUILDING DO NOT PROJECT BEYOND THE STREET LINE MORE THAN 2 FEET 6 INCHES, AND NO PART OF THE SUN CONTROL DEVICE IS LESS THAN 8 FEET ABOVE THE GROUND OR SIDEWALK LEVEL. NO PORTION OF SUN CONTROL DEVICE IS LOCATED OVER A SIDEWALK VAULT.

**CHAPTER 33 - EXCAVATION**

(BC 3304.3.1) NOTIFICATION TO DEPARTMENT OF BUILDINGS 24-48 HOURS PRIOR TO COMMENCEMENT OF EARTHWORK.

**APPENDIX F RODENT-PROOFING**
(BC F101.1) BUILDING DESIGNED TO COMPLY WITH BC F101 RODENT PROOFING REQUIREMENTS.

**APPENDIX G – FLOOD HAZARD ZONE REQUIREMENTS**
(G102.2) BUILDING SITE IS NOT IN A FLOOD ZONE PER FLOOD HAZARD MAP FEMA FIS 36049 AND FEMA FIRMs 360497.




MAP SCALE 1" = 500'
250 0 500 1000 FEET

NFIP — NATIONAL FLOOD INSURANCE PROGRAM

PANEL 0088F

**FIRM**
FLOOD INSURANCE RATE MAP

CITY OF
NEW YORK,
NEW YORK
BRONX, RICHMOND, NEW YORK, QUEENS, AND KINGS COUNTIES

PANEL 88 OF 457

(SEE MAP INDEX FOR FIRM PANEL LAYOUT)

CONTAINS:

| COMMUNITY | NUMBER | PANEL | SUFFIX |
|---|---|---|---|
| NEW YORK, CITY OF | 360497 | 0088 | F |

Notice to User: The **Map Number** shown below should be used when placing map orders; the **Community Number** shown above should be used on insurance applications for the subject community.

MAP NUMBER
3604970088F

MAP REVISED
SEPTEMBER 5, 2007

Federal Emergency Management Agency

This is an official copy of a portion of the above referenced flood map. It was extracted using F-MIT On-Line. This map does not reflect changes or amendments which may have been made subsequent to the date on the title block. For the latest product information about National Flood Insurance Program flood maps check the FEMA Flood Map Store at www.msc.fema.gov

# CODE NOTES (CONTINUED)

**LIST OF SEPARATE APPLICATIONS TO BE FILED**

FENCE
EXCAVATION
FOUNDATION
SUPPORT OF EXCAVATION
UNDERGROUND PLUMBING
STRUCUTRAL
TEST PIT
MECHANICAL
PLUMBING
SPRINKLER
STANDPIPE
TEMPORARY STANDPIPE
GENERATOR
FIRE ALARM
BOILER
FIRE PROTECTION PLAN
BUILDING PAVEMENT PLAN
CURB CUT
AIR RIGHTS
SIGNAGE
PUBLIC ASSEMBLY
GENERATORS (EMERGENCY POWER SYSTEM)
COMMERCIAL COOKING INSTALLATION

**LIST OF CONTROL INSPECTIONS 28-104.7**

**SPECIAL INSPECTIONS**

FIRE ALARM TEST
CONCRETE - CAST-IN-PLACE
MASONRY
SOILS - SITE PREPARATION
SOILS - INVESTIGATIONS (BORINGS/TEST PITS)
PILE FOUNDATIONS & DRILLED PIER INSTALLATION
UNDERPINNING
WALL PANES, CURTAIN WALLS & VENEERS
SMOKE CONTROL SYSTEMS
MECHANICAL SYSTEMS
FUEL-OIL STORAGE & FUEL-OIL PIPING SYSTEMS
STRUCUTRAL SAFETY - STRUCUTRAL STABILITY
EXCAVATION - SHEETING, SHORING, AND BRACING
SITE STORM DRAINAGE DISPOSAL & DETENTION SYSTEM INSTALLATION
SPRINKLER SYSTEMS
STANDPIPE SYSTEMS
HEATING SYSTEMS
FIRESTOP, DRAFTSTOP, & FIREBLOCKING SYSTEMS
CONCRETE TEST CYLINDERS TR-2
CONCRETE DESIGN MIX TR-3

# NYC ENERGY CONSERVATION CODE NOTES

**NYC ENERGY CONSERVATION CODE INSPECTIONS**

FOOTING AND FOUNDATION
EN-1
PROTECTION OF FOUNDATION INSULATION
INSULATION PLACEMENT AND R VALUE
FENESTRATION THERMAL VALUES AND RATINGS
FENESTRATION RATINGS FOR AIR LEAKAGE
FENESTRATION AREAS
AIRE SEALING AND INSULATION - VISUAL
AIRE SEALING AND INSULATION - TESTING
LOADING DECK WEATHER SEALS
VESTIBULES
FIREPLACES
HVAC AND SERVICE WATER HEATING EQUIPMENT
HVAC AND SERVICE WATER HEATING SYSTEMS CONTROLS
DUCT PLENUM AND PIPING INSULATION AND SEALING
DUCT LEAKAGE TESTING
ELECTRICAL METERING
LIGHTING IN DWELLING UNITS
INTERIOR LIGHTING POWER
EXTERIOR LIGHTING POWER
LIGHTING CONTROLS
EXIT SIGNS
TANDEM WIRING
ELECTRICAL MOTORS
MAINTENANCE INFORMATION
FIRE-RESISTANCE RATED CONSTRUCTION
PUBLIC ASSEMBLY EMERGENCY LIGHTING

**NYC ENERGY CONSERVATION CODE**

**CHAPTER 5 - COMMERCIAL ENERGY EFFICIENCY**

(ECC 502.2.4) BELOW-GRADE WALLS ARE COMPLETELY BELOW GRADE. AS THERE IS NO GROUP – R RESIDENTIAL USE BELOW GRADE, THERMAL INSULATION IS NOT REQUIRED PER ECC TABLE 502.2(1).

(ECC 502.2.6) ALL SLABS ON GRADE S ARE UNHEATED AND LOCATED BELOW GRADE. AS THERE IS NO GROUP – R RESIDENTIAL USE BELOW GRADE, THERMAL INSULATION IS NOT REQUIRED PER ECC TABLE 502.2(1).

(ECC 502.4.1) AIR LEAKAGE OF WINDOW AND SLIDING OR SWINGING DOOR ASSEMBLIES THAT ARE PART OF THE BUILDING ENVELOPE SHALL BE DETERMINED IN ACCORDANCE WITH AAMA/WDMA/CSA 101/I.S.2/A440, OR NFRC 400 BY AN ACCREDITED, INDEPENDENT LABORATORY, AND LABELED AND CERTIFIED BY THE MANUFACTURER AND SHALL NOT EXCEED 0.3 CFM PER SQUARE FOOT, AND SWINGING DOORS NO MORE THAN 0.5 CFM PER SQUARE FOOT. EXCEPT SITE-CONSTRUCTED WINDOWS AND DOORS SHALL BE WEATHERSTRIPPED OR SEALED IN ACCORDANCE WITH SECTION ECC 502.4.3.

(ECC 502.4.2) CURTAIN WALL, STOREFRONT GLAZING AND COMMERCIAL-GLAZED SWINGING ENTRANCE DOORS AND REVOLVING DOORS SHALL BE TESTED FOR AIR LEAKAGE AT 1.57 POUNDS PER SQUARE FOOT (psf) (75 Pa) IN ACCORDANCE WITH ASTM E 283. FOR CURTAIN WALLS AND STOREFRONT GLAZING, THE LEAKAGE RATE SHALL NOT EXCEED 0.3 CUBIC FOOT PER MINUTE PER SQUARE FOOT (cfm/ft2) OF FENESTRATION AREA. FOR COMMERCIAL GLAZED SWINGING ENTRANCE DOORS AND REVOLVING DOORS, AIR LEAKAGE RATE SHALL NOT EXCEED 1.00 cfm/ft2 OF DOOR AREA WHEN TESTED IN ACCORDANCE WITH ASTM E 283.

(ECC 502.4.3) CONTINUOUS AIR BARRIER SHALL BE INSTALLED; SEALING ALL SEAMS, OPENINGS, AND PENETRATIONS OF THE BUILDING AND SHALL BE SEALED WITH CAULKING MATERIALS OR CLOSED WITH GASKETING SYSTEMS COMPATIBLE WITH THE CONSTRUCTION MATERIALS AND LOCATION. JOINTS AND SEAMS SHALL BE SEALED IN THE SAME MANNER OR TAPED OR COVERED WITH A MOISTURE VAPOR-PERMEABLE WRAPPING MATERIAL. SEALING MATERIALS SPANNING JOINTS BETWEEN CONSTRUCTION MATERIALS SHALL ALLOW FOR EXPANSION AND CONTRACTION OF THE CONSTRUCTION MATERIALS. AIR BARRIER SHALL BE CONTINUOUS THROUGHOUT THE ENVELOPE WITH ALL JOINTS AND SEAMS SEALED AND WITH SEALED CONNECTIONS BETWEEN ALL TRANSITIONS IN PLANES AND CHANGES IN MATERIALS AND AT ALL PENETRATIONS. AIR BARRIER SHALL BEJOINED AND SEALED IN A FLEXIBLE MANNER TO THE AIR BARRIER COMPONENT OF ADJACENT ASSEMBLIES, ALLOWING FOR THE RELATIVE MOVEMENT OF THESE ASSEMBLIES AND COMPONENTS. AIR BARRIER INSTALLED IN ACCORDANCE WITH THE MANUFACTURER'S INSTRUCTIONS AND IN SUCH A MANNER AS TO ACHIEVE THE PERFORMANCE REQUIREMENTS. PENETRATIONS OF THE CONTINUOUS AIR BARRIER SHALL BE MADE IN A WAY SUCH THAT THE INTEGRITY OF THE CONTINUOUS AIR BARRIER IS MAINTAINED.

(ECC 502.4.3.1) AIR BARRIERS SHALL COMPLY EITHER USING INDIVIDUAL MATERIALS THAT HAVE AN AIR PERMEABILITY NOT TO EXCEED 0.004 cfm/ft2 UNDER A PRESSURE DIFFERENTIAL OF 0.3 IN. WATER (1.57 lb/ft2) WHEN TESTED IN ACCORDANCE WITH ASTM E 2178; OR ASSEMBLIES OF MATERIALS AND COMPONENTS SHALL HAVE AN AVERAGE AIR LEAKAGE NOT TO EXCEED 0.04 cfm/ft2 UNDER A PRESSURE DIFFERENTIAL OF 0.3 IN. WATER (1.57 lb/ft2) WHEN TESTED IN ACCORDANCE WITH ASTM E 2357 OR ASTM E 1677. IN ADDITION THESE ASSEMBLIES SHALL MEET THE REQUIREMENT FOR JOINTS PER SECTION ECC 502.4.3.

(ECC 502.4.5) CARGO DOORS AND LOADING DOCK DOORS SHALL BE EQUIPPED WITH WEATHERSEALS TO RESTRICT INFILTRATION WHEN VEHICLES ARE PARKED IN THE DOORWAY.

(ECC 502.4.6) BUILDING ENTRANCE DOORS THAT SEPARATE CONDITIONED SPACE FROM THE EXTERIOR ARE PROTECTED WITH AN ENCLOSED VESTIBULE, WITH ALL DOORS OPENING INTO AND OUT OF THE VESTIBULE EQUIPPED WITH SELF-CLOSING DEVICES. VESTIBULES ARE DESIGNED SO THAT IN PASSING THROUGH THE VESTIBULE IT IS NOT NECESSARY FOR THE INTERIOR AND EXTERIOR DOORS TO OPEN AT THE SAME TIME. VESTIBULES ARE NOT REQUIRED TO BE PROVIDED FOR DOORS NOT INTENDED TO BE USED AS A BUILDING ENTRANCE DOOR, SUCH AS DOORS TO MECHANICAL OR ELECTRICAL EQUIPMENT ROOMS; DOORS OPENING DIRECTLY FROM A SLEEPING UNIT OR DWELLING UNIT; DOORS THAT OPEN DIRECTLY FROM A SPACE LESS THAN 3,000 SQUARE FEET IN AREA; REVOLVING DOORS. AND DOORS USED PRIMARILY TO FACILITATE VEHICULAR MOVEMENT OR MATERIAL HANDLING AND ADJACENT PERSONNEL DOORS.

8

# MULTI DWELLING LAW (MULTI DWELLING CLASSIFICATION - CLASS A)

ALL LOT LINE WINDOWS TO COMPLY WITH SEC. 277.1(b) MDL AND TABLE 601 THE BUILDING CODE.

WET PIPE SPRINKLER SYSTEM TO COMPLY WITH MDL 277.4
THIS IS A FIRE PROOF BUILDING.
FLOOR/CEILING IS OF 2 HR. CONSTR. AND COMPLIES WITH MDL 277.6
COMPLY WITH LIGHT AND AIR FOR UNITS AS PER SEC.277.7 OF THE MDL
HARD WIRED SMOKE DETECTOR OUTSIDE EACH SLEEPING OR BEDROOM AREA IS PROVIDED AS PER SEC.277.7g OF THE MDL
ALL STAIRWAYS MUST HAVE SKYLIGHTS AND VENTS AS PER MDL 277.10
ALL SHAFTS MUST COMPLY WITH MDL 277.11 (2HR)
KITCHEN MUST COMPLY WITH MDL 277.12 AND MDL 33
BUILDING MUST COMPLY WITH MDL 277.13
EXISTING INTERIOR COLUMNS ARE PROTECTED AS PER MDL 277.14
ELEVATOR SHAFTS, DOORS AND VESTIBULES MUST COMPLY WITH MDL 277.15
BUILDING MUST COMPLY WITH MDL 278

# MULTI DWELLING LAW AND HOUSING MAINTENANCE CODE NOTES

MD1. THE WORK SHALL COMPLY WITH ALL THE RULES AND REGULATIONS OF THE DEPARTMENT OF BUILDINGS OF THE CITY OF NEW YORK AND ALL OTHER APPLICABLE LOCAL, STATE, FEDERAL DEPARTMENTS AND CODES HAVING JURISDICTION.

MD2. BUILDING TO COMPLY WITH ART.7 M.D.L. & HOUSING AND MAINTENANCE CODE.

MD3. CONTRACTOR SHALL BE RESPONSIBLE FOR ANY CHANGES AND DEVIATIONS OF THE APPROVED PLANS.

MD4. BATH VENTS: 12X12 DUCTS, 18 GA. MTL. WITH CORNER CHANNELS SECURED AT ALL FLOORS AND ROOF. FIRE RETARD WITH 2" VERMICULITE PL ON M/L ENTIRE LENGHT OF DUCT; EXTENDED 4' ABOVE ROOF. PROVIDE REGISTER, GRAVITY DAMPER WITH FUSIBLE LINK. FAN ON ROOF TO PROVIDE 4 AIR CHANGES/HR.25 CFM VELOCITY AND TO RUN FROM 6:00 A.M. TO 12 MIDNIGHT.

MD5. KITCHEN AND KITCHENETTE VENT: 8X8 DUCTS SIMILAR TO BATH VENTS EXCEPT FAN ON ROOF TO PROVIDE 6 CHANGES/HR. 150 CFM TO RUN CONTINUOUSLY 16 GA. METAL. SEE ALSO KITCHENS AND KITCHENETTES: SEC.3 M.D.L. AND ART.32 H.M.C.

A. EVERY KITCHEN AND KITCHENETTE SHALL BE PROVIDED WITH FACILITIES FOR COOKING AND SHALL BE EQUIPPED FOR ARTIFICIAL LIGHTING.

B. EVERY KITCHEN AND KITCHENETTE SHALL BE PROVIDED WITH SINK HAVING A MIN. 2" WASTE AND TRAP.

C. LIGHTING AND VENTILATION OF KITCHENETTES SHALL BE PROVIDED UNDER SEC.30 M.D.L. AND ART.30 H.M.C. (SEE NOTE #1)

D. CEILING AND WALL, EXCLUSIVE OF DOORS, OF ALL KITCHENETTES SHALL BE FIRE RETARDED WITH MATERIALS HAVING A ONE HOUR FIRE RATING WITH ONE LAYER PLASTER B. F.C.60.

E. ALL COMBUSTIBLE MATERIALS IMMEDIATELY UNDERNEATH AND WITHIN ONE FOOT OF COOKING APPARATUS SHALL BE PROPERLY FIRE RETARDED AND A MIN. OF TWO FEET CLEARANCE MAINTAINED ABOVE EXPOSED COOKING SURFACES COMBUSTIBLE MATERIALS BETWEEN TWO AND THREE FEET ABOVE EXPOSED COOKING SURFACES SHALL BE FIRE RETARDED. SE 5/8"/PL. BD. FC. 60.

F. GAS RANGES TO BE APPROVED AS PER SEC. 64 MDL & AGA (SEE NOTES #55).

MD6. SPRINKLERS SHALL COMPLY WITH SEC. 187 MDL.

MD7. BOILER ROOMS: SHALL COMPLY WITH SEC. 65 M.D.L. FIRE RETARDED CEILING ENCLOSED IN FIRE FIREPROOF CONSTRUCTION WITH FIREPROOF DOOR TO BE SELF-CLOSING AND SHALL BE 3 HR. RATED WITH BSA APPROVED LABEL.

MD8. NATURAL LIGHTING AND VENTILATION FOR ALL OCCUPIED ROOMS SHALL CONFORM WITH LIGHTING AND VENTILATION: SEC. 30 M.D.L. AND ART.30 H.M.C.

A. WINDOWS IN ALL ROOM, EXCEPT BATHROOMS AND KITCHENETTES SHALL BE AT LEAST ONE-TENTH THE AREA OF THE ROOM AND BE AT LEAST 12 S.F. IN AREA B.S.B. AND 50% OPERABLE.

B. ROOMS HAVING ONLY ONE WINDOW LESS THAN 18 S.F. IN AREA SHALL HAVE A TRANSOM OR LOUVER, OVER THE DOOR HAVING A MIN. AREA OF 144 SQ. IN.

MD9. PEEPHOLES: SEC. 51-A. M.D.L. AND ART.20 H.M.C.

A. PEEPHOLES SHALL BE PROVIDED IN ENTRANCE DOORS OF EACH DWELLING UNIT, LOCATED AS PRESCRIBED BY THE DEPARTMENT. B.S.A. APPROVED ASSEMBLY.

MD10. ARTIFICIAL LIGHTING: SEC. 26 & 35 M.D.L. AND ART.19 H.M.C.

A. PROPER ELECTRIC LIGHTING AND EQUIPMENT SHALL BE PROVIDED AND MAINTAINED WITHIN ALL DWELLINGS AND ASSEMBLY.

B. PROPER ELECTRIC LIGHTING SHALL BE INSTALLED AND MAINTAINED AT OR NEAR THE OUTSIDE FRONT ENTRANCE WAY AND IN EVERY REAR YARD, SIDE YARD, FRONT YARD, AND COURTS. MIN. OF 50 WATTS INCANDESCENT ILLUMINATION OR EQUIVALENT AT FRONT ENTRANCE WAY AND A MIN. OF 4 WATTS IN YARDS AND COURTS AND SHALL BE KEPT BURNING FROM SUNSET EACH DAY TO SUNRISE ON THE FOLLOWING DAY.

C. MAIN ENTRANCE AND VESTIBULE DOORS SHALL HAVE NOT LESS THAN FIVE PROPER ELECTRIC LIGHTINGS SHALL BE INSTALLED AND MAINTAINED AT OR NEAR THE OUTSIDE FRONT ENTRANCE WAY AND IN EVERY REAR YARD, SIDE YARD, FRONT YARDS, AND COURTS. MIN. OF 50 WATTS INCANDESCENT ILLUMINATION OR EQUIVALENT AT FRONT ENTRANCE WAY AND MIN. OF 40 WATTS IN YARDS AND COURTS SHALL BE KEPT BURNING FROM SUNSET TO SUNRISE ON THE FOLLOWING DAY.

D. MAIN ENTRANCE AND VESTIBULE DOORS SHALL HAVE NOT LESS THAN FIVE S.F. OF GLAZED SURFACES.

MD11. ENTRANCE DOORS: SEC. 50-A. M.D.L .AND ART.20 H.M.C.

A. BUILDING ENTRANCES AND ALL OTHER EXTERIOR ENTRANCES SHALL BE EQUIPPED WITH APPROVED TYPE AUTOMATIC SELF- CLOSING AND SELF-LOCKING DOORS.

B. ENTRANCE DOORS TO EACH APARTMENT UNIT SHALL HAVE KEY LOCK WITH AT LEAST ONE KEY TO BE PROVIDED BY OWNER, HEAVY DUTY LATCH, SET WITH DEAD BOLT AND DOOR CHAIN GUARD.

MD12. GAS METERS AND GAS APPLIANCES: SEC.64 M.D.L. AND ART.18 H.M.C.

A. GAS METERS SHALL COMPLY WITH SEC.64 M.D.L.
B. GAS APPLIANCES SHALL IN ADDITION TO THESE SECTIONS, COMPLY WITH THE BOARD OF STANDARD APPEAL.
C. YEARLY INSPECTION OF GAS APPLIANCES BY QUALIFIED PERSON SHALL BE MADE IN OLT.

MD13. HEAT AND HOT WATER: SEC.79 M.D.L. AND ART.17 H.M.C.

A. YEARLY INSPECTION SHALL BE MADE BY QUALIFIED PERSON.
B. MINIMUM TEMPERATURE OF HEATING AND HOT WATER SHALL BE MAINTAINED.

MD14. SINGLE STATION SMOKE DETECTORS SHALL BE INSTALLED IMMEDIATELY OUTSIDE OF SLEEPING OR BEDROOM WITH NO INTERVENING WALL SWITCH AS PER SEC. 277.7G.

# HOUSING MAINTENANCE CODE

THE OWNER SHALL COMPLY WITH AND PROVIDE PROVISIONS OF THE HOUSING MAINTENANCE CODE:

| | | |
|---|---|---|
| 1. | 27-2005 | OWNER AND TENANT OBLIGATION |
| 2. | 27-2010, 2011, 2012 | CLEANING |
| 3. | 27-2013 | PAINTING |
| 4. | 27-2018 | RODENT AND INSECT ERADICATION |
| 5. | 27-2021 | RECEPTACLE FOR WASTE |
| 6. | 27-2023 | COLLECTION OF WASTE |
| 7. | 27-2024 | WATER SUPPLY |
| 8. | 27-2026, 2027 | PLUMBING AND DRAINAGE |
| 9. | 27-2028, 2029, 2030, 2031, 2033 | HEAT AND HOT WATER |
| 10. | 27-2034, 2035, 2036 | GAS APPLIANCES |
| 11. | 27-2037, 2038, 2039, 2040 | ARTIFICIAL LIGHTING |
| 12. | 27-2041, 2042, 2043, 2045 | PEEPHOLES AND LOCKS |
| 13. | 27-2049 | STREET NUMBER |
| 14. | 27-2047 | APPROVED TYPE MAIL RECEPTACLE AND DIRECTORY AND REGULATION OF POST OFFICE DEPARTMENT |
| 15. | 27-2048 | FLOOR SIGNS IN PUBLIC HALL STAIR |
| 16. | 27-2053 | JANITORIAL SERVICES |
| 17. | 27-2057 | LIGHTING AND VENTILATION |
| 18. | 27-2063 | SANITARY FACILITIES |
| 19. | 27-2070 | KITCHEN AND KITCHENETTES |
| 20. | 27-2074 | MAXIMUM PERMITTED OCCUPANCY |
| 21. | 27-2081 | OCCUPANCY OF CELLARS AND BASEMENTS |
| 22. | 27-2097 | REGISTRATION STATEMENT |
| 23. | 27-2104 | POSTING OF REGISTRATION IDENTIFICATION SIGN CONTAINING DWELLING SERIAL NUMBER. |

# COMPLIANCE

FAIR HOUSING ACT

THESE DOCUMENTS COMPLY WITH THE FAIR HOUSING ACT DESIGN MANUAL

DEPT OF BLDGS 121328205 Job Number
ES623659071 Scan Code

KEY PLAN:

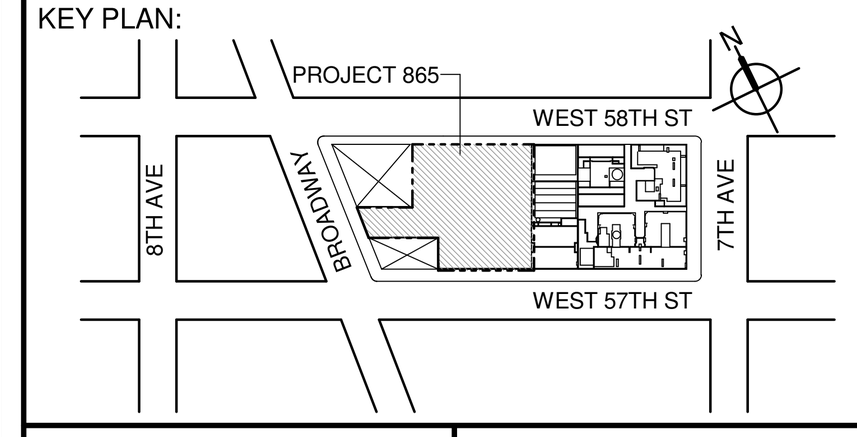


PROJECT NORTH — TRUE NORTH


DEVELOPER:
EXTELL DEVELOPMENT COMPANY
805 THIRD AVENUE, 7TH FLOOR
New York, NY 10022 USA
TEL: 212 712 6000 FAX: 212 712 6100

DESIGN ARCHITECT: Base Building Shell & Core
ADRIAN SMITH + GORDON GILL ARCHITECTURE
111 WEST MONROE STREET SUITE 2300
CHICAGO IL 60603
TEL: 312 920 1888 FAX: 312 920 1775

ARCHITECT OF RECORD: Base Building Shell & Core
AAI ARCHITECTS, P.C.
401 Wellington St. W., 3rd Floor
Toronto, ON M5V 1E7 Canada
TEL: 416 967 1500 FAX: 416 967 7150

STRUCTURAL ENGINEERS:
WSP CANTOR SEINUK
228 EAST 45th Street
New York, NY 10017 USA
TEL: 212 687 9888 FAX: 646 487 5501

MEP ENGINEERS:
AKF GROUP
1501 Broadway
New York, NY 10036 USA
TEL: 212 354 5656 FAX: 212 354 5668

GEOTECHNICAL ENGINEERS:
Langan Engineering & Environmental Services
21 Penn Plaza - 360 West 31st Street, 8th Floor
New York, NY 10001-2727
TEL: 212 479 5400 FAX: 212 479 5444

CODE CONSULTANTS:
Construction Consulting Associates
100 Church Street
New York, NY 10007
TEL: 212 385 1818 FAX: 212 385 1911

CURTAINWALL CONSULTANT:
AJLP Consulting
40 Worth Street. Suite 826
New York, NY 10013
TEL: 212 757 5659 FAX: 646 219 8508

LANDMARK/PRESERVATION CONSULTANT:
Higgins Quasebarth & Partners LLC
11 Hanover Square, 16th Floor
New York, NY 1005
TEL: 212 274 9468 FAX: 646 274 9380

LANDMARK/PRESERVATION CONSULTANT:
Jan Hird Pokorny Associates, Inc.
39 West 37th Street, 12A
New York, NY 10018
TEL: 212 759 6462 FAX: 212 759 6540


| No. | DESCRIPTION: | DATE: |
|---|---|---|
| 1 | CD PROGRESS ISSUE 1 | 15 OCT 14 |
| 2 | D.O.B. SUBMISSION | 05 DEC 14 |
| 3 | CD PROGRESS ISSUE 2 | 19 DEC 14 |
| 4 | D.O.B. SUBMISSION | 18 FEB 15 |
| 5 | CD PROGRESS ISSUE 3 | 09 MAR 15 |
| | D.O.B. SUBMISSION | 27 APR 15 |
| 6 | CD PROGRESS ISSUE 4 | 01 JUN 15 |
| 7 | CD PROGRESS ISSUE 5 | 10 AUG 15 |
| | D.O.B. AMENDMENT 2 | 21 SEP 15 |
| 8 | CD PROGRESS ISSUE 6 | 02 NOV 15 |
| 9 | CMU, DRYWALL, HOLLOW METAL DOORS UP TO 12F | 14 JAN 16 |
| 10 | CD PROGRESS ISSUE 7 | 29 JAN 16 |
| 11 | CD ISSUE 8 - GMP SET | 31 MAR 16 |
| | D.O.B. AMENDMENT 3 | 03 OCT 16 |

**D.O.B. SUBMISSION**


Discrepancies must be reported immediately to the Architect before proceeding. Only figured dimensions are to be used. Contractors must check all dimensions on site. This drawing is protected by copyright.


ALL DIMENSIONS ARE SHOWN IN IMPERIAL.

CONSULTANT:
AAI ARCHITECTS, P.C.

PROJECT:
**217 WEST 57TH STREET**
NEW YORK, NY

DRAWING TITLE:
CODE COMPLIANCE NOTES - 2

SEAL & SIGNATURE: REGISTERED ARCHITECT WIEPKE DAVID JANSEN No. 028881 STATE OF NEW YORK

| | |
|---|---|
| DATE: | 15 OCT 14 |
| PROJECT No: | 1216-00 |
| DRAWN: | Author |
| CHK: | Checker |
| SCALE: | |
| REV: | 11 |
| DWG No: | A-021.02 |
| DOB PAGE No: | 44 of 454 |

DOB EMPLOYEE STAMP: DOB B-SCAN:

36" x 48" Arch E -SHEET SIZE

FILE NAME:
PLOT DATE: 10/17/2016 3:54:19 PM

| OCCUPANT LOADS SUMMARY SUBCELLAR 3 FLOOR PLAN | | | | |
|---|---|---|---|---|
| OCCUPANCY | OCCUPANCY GROUP | AREA | OCCUPANCY LOAD FACTOR | OCCUPANT LOAD |
| TENANT LAUNDRY ROOM | F-2 | 290 SF | 50 SF | 6 |
| AC MER | F-2 | 287 SF | 300 SF | 1 |
| DAS EQUIPMENT ROOM | F-2 | 588 SF | 300 SF | 2 |
| EJECTOR ROOM | F-2 | 457 SF | 300 SF | 3 |
| ELECTRICAL ROOM | F-2 | 56 SF | 300 SF | 1 |
| FUEL OIL PUMP ROOM | F-2 | 203 SF | 300 SF | 1 |
| MER ROOM | F-2 | 418 SF | 300 SF | 2 |
| FUEL OIL TANK ROOM | H-2 | 662 SF | 300 SF | 3 |
| AMENITIES PROGRAM STORAGE | S-1 | 695 SF | 300 SF | 3 |
| RESIDENTIAL BIKE STORAGE | S-1 | 848 SF | 300 SF | 3 |
| RESIDENTIAL STORAGE | S-1 | 5,425 SF | 300 SF | 19 |
| STORAGE | S-1 | 492 SF | 300 SF | 3 |
| COLD STORAGE | S-2 | 115 SF | 300 SF | 1 |
| JANITOR | S-2 | 65 SF | 300 SF | 1 |
| PACKAGE ROOM | S-2 | 790 SF | 300 SF | 3 |
| Grand total | | | | 52 |

9

| EXIT STAIR SUMMARY - BC TABLE 1005.1 | | | | |
|---|---|---|---|---|
| STAIR DESIGNATION | STAIR WIDTH (IN) | STAIRWAYS (INCHES PER OCCUPANT) | STAIR CAPACITY | STAIR LOAD |
| | | | TOTAL (292) | TOTAL (52) |
| STAIR - K | 44" | 0.3 | 146 | 26 |
| STAIR - G | 44" | 0.3 | 146 | 26 |

9

| EXIT SELF CLOSING DOOR SUMMARY - BC TABLE 1005.1 | | | | |
|---|---|---|---|---|
| DOOR DESIGNATION | DOOR CLEAR WIDTH (IN) | DOORWAY (INCHES PER OCCUPANT) | DOOR CAPACITY | DOOR LOAD |
| | | | TOTAL (340) | TOTAL (52) |
| STAIR - K - DOOR | 34" | 0.2 | 170 | 26 |
| STAIR - G - DOOR | 34" | 0.2 | 170 | 26 |

9

| EXIT STAIR TREADS AND RISERS - BC TABLE 1009 | | | | |
|---|---|---|---|---|
| STAIR DESIGNATION | TREAD (IN) | RISER (IN) | NO. RISERS (FLOOR TO FLOOR) | MAX. FLIGHT VERTICAL RISE |
| STAIR - K | 11" | 6.75" | 21 | 74.13" |
| STAIR - G | 11" | 6.75" | 21 | 141.50" |

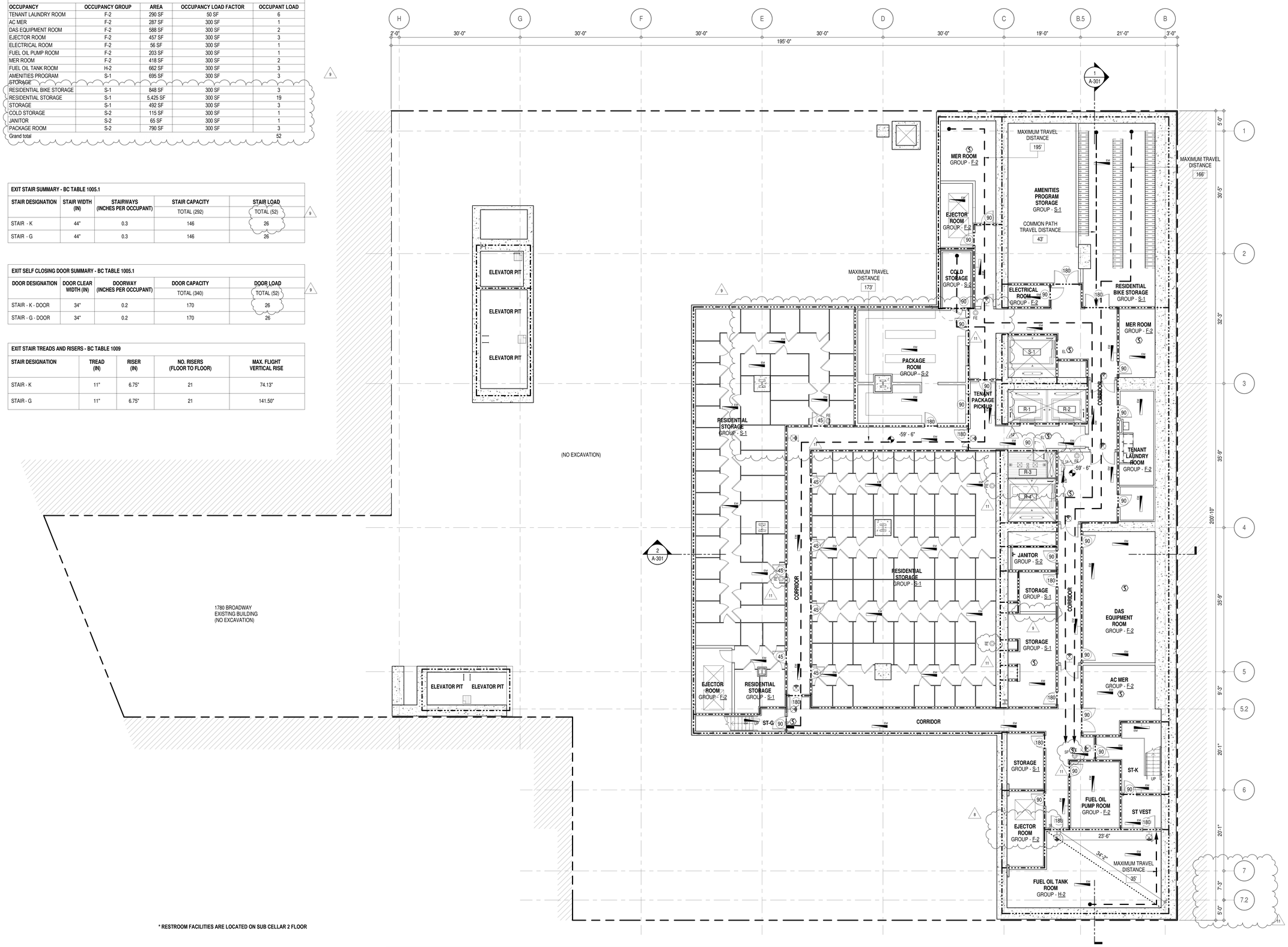


* RESTROOM FACILITIES ARE LOCATED ON SUB CELLAR 2 FLOOR

| LENGTH OF TRAVEL DISTANCE (WITH SPRINKLER SYSTEM) | | | |
|---|---|---|---|
| OCCUPANCY GROUP | MAX. TRAVEL DISTANCE (BC TABLE 1015.1) | COMMON PATH OF EGRESS TRAVEL (BC 1013.3) | DEAD END (BC 1016.3) |
| F-2 | 250' | 100' | 50' |
| H-2 | 100' | 25' | 20' |
| S-1 | 200' | 100' | 20' |
| S-2 | 250' | 100' | 20' |

**EGRESS AND FIRE RATING LEGEND**

- ONE HOUR RATED PARTITION
- TWO HOUR RATED PARTITION
- THREE HOUR RATED PARTITION
- FOUR HOUR RATED PARTITION
- NON RATED SMOKE SEPARATION
- COMMON TRAVEL DISTANCE
- DEAD END
- MAXIMUM TRAVEL DISTANCE
- MAXIMUM TRAVEL DISTANCE WITHIN DWELLING UNIT

**SYMBOLS LEGEND**

- ILLUMINATED EXIT SIGN (ARROW INDICATES DIRECTION)
- ILLUMINATED EXIT SIGN (ARROW INDICATES DIRECTION)
- WALL MOUNTEDILLUMINATED EXIT SIGN (ARROW INDICATES DIRECTION)
- ILLUMINATED EXIT SIGN
- WALL MOUNTED ILLUMINATED NO EXIT SIGN
- WALL MOUNTED ILLUMINATED NO EXIT SIGN (ROOF ACCESS ONLY)
- ILLUMINATED NO EXIT SIGN
- ILLUMINATED NO EXIT SIGN (ROOF ACCESS ONLY)
- FEC FIRE EXTINGUISHER CABINET
- SPRINKLER HEAD (REFER TO FP DRAWINGS)
- STANDPIPE
- SPRINKLER RISER
- SIAMESE CONNECTION
- SMOKE DETECTOR
- SC SMOKE /CARBON MONOXIDE DETECTOR
- EM CEILING MOUNTED EMERGENCY LIGHT
- EM WALL MOUNTED EMERGENCY LIGHT
- 90 DOOR RATING (MINUTES)

KEY PLAN:

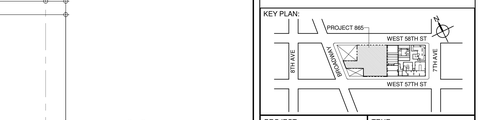


PROJECT NORTH | TRUE NORTH


DEVELOPER:
**EXTELL DEVELOPMENT COMPANY**
805 THIRD AVENUE, 7TH FLOOR
New York, NY 10022 USA
TEL: 212 712 6000 FAX: 212 712 6100

DESIGN ARCHITECT: Base Building Shell & Core
**ADRIAN SMITH + GORDON GILL ARCHITECTURE**
111 WEST MONROE STREET SUITE 2300
CHICAGO IL 60603
TEL: 312 920 1888 FAX: 312 920 1775

ARCHITECT OF RECORD: Base Building Shell & Core
**AAI ARCHITECTS, P.C.**
401 Wellington St. W., 3rd Floor
Toronto, ON M5V 1E7 Canada
TEL: 416 967 1500 FAX: 416 967 7150

STRUCTURAL ENGINEERS:
**WSP CANTOR SEINUK**
228 EAST 45th Street
New York, NY 10017 USA
TEL: 212 687 9888 FAX: 646 487 5501

MEP ENGINEERS:
**AKF GROUP**
1501 Broadway
New York, NY 10036 USA
TEL: 212 354 5656 FAX: 212 354 5668

GEOTECHNICAL ENGINEERS:
**Langan Engineering & Environmental Services**
21 Penn Plaza - 360 West 31st Street, 8th Floor
New York, NY 10001-2727
TEL: 212 479 5400 FAX: 212 479 5444

CODE CONSULTANTS:
**Construction Consulting Associates**
100 Church Street
New York, NY 10007
TEL: 212 385 1818 FAX: 212 385 1911

CURTAINWALL CONSULTANT:
**AJLP Consulting**
40 Worth Street, Suite 826
New York, NY 10013
TEL: 212 757 5659 FAX: 646 219 8508

LANDMARK/PRESERVATION CONSULTANT:
**Higgins Quasebarth & Partners LLC**
11 Hanover Square, 16th Floor
New York, NY 1005
TEL: 212 274 9468 FAX: 646 274 9380

LANDMARK/PRESERVATION CONSULTANT:
**Jan Hird Pokorny Associates, Inc.**
39 West 37th Street, 12A
New York, NY 10018
TEL: 212 759 6462 FAX: 212 759 6540


| No. | DESCRIPTION: | DATE: |
|---|---|---|
| 1 | CD PROGRESS ISSUE 1 | 15 OCT 14 |
| 2 | D.O.B. SUBMISSION | 05 DEC 14 |
| 3 | CD PROGRESS ISSUE 2 | 19 DEC 14 |
| 4 | D.O.B. SUBMISSION | 18 FEB 15 |
| 5 | CD PROGRESS ISSUE 3 | 09 MAR 15 |
| | D.O.B. SUBMISSION | 27 APR 15 |
| 6 | CD PROGRESS ISSUE 4 | 01 JUN 15 |
| 7 | CD PROGRESS ISSUE 5 | 10 AUG 15 |
| | D.O.B. AMENDMENT 2 | 21 SEP 15 |
| 8 | CD PROGRESS ISSUE 6 | 02 NOV 15 |
| 9 | CMU, DRYWALL, HOLLOW METAL DOORS UP TO 12F | 14 JAN 16 |
| 10 | CD PROGRESS ISSUE 7 | 29 JAN 16 |
| 11 | CD ISSUE 8 - GMP SET | 31 MAR 16 |
| 12 | CD BULLETIN ISSUE - 7 | 14 SEP 16 |
| | D.O.B. AMENDMENT 3 | 03 OCT 16 |

**D.O.B. SUBMISSION**


Discrepancies must be reported immediately to the Architect before proceeding. Only figured dimensions are to be used. Contractors must check all dimensions on site. This drawing is protected by copyright.


ALL DIMENSIONS ARE SHOWN IN IMPERIAL.

CONSULTANT:
AAI ARCHITECTS, P.C.

PROJECT:
**217 WEST 57TH STREET**
NEW YORK, NY

DRAWING TITLE:
SUB CELLAR 3 FLOOR PLAN
BUILDING CODE NOTES (B.O.H. SUPPORT) (MFD-SUB CELLAR 3)

SEAL & SIGNATURE:
REGISTERED ARCHITECT RICHARD DAVID JANSEN No. 029881 STATE OF NEW YORK

| | |
|---|---|
| DATE: | 15 OCT 14 |
| PROJECT No: | 1216-00 |
| DRAWN: Author | REV: |
| CHKD: Checker | 12 |
| SCALE: 1/8" = 1'-0" | |
| DWG No: | A-031.02 |
| DOB PAGE No: | 45 of 454 |

DOB EMPLOYEE STAMP: | DOB B-SCAN:


DEPT OF BLDGS 421258305 Job Number
E5234143049 Scan Code
36" x 48" Arch E, SHEET SIZE
FILE NAME:
PLOT DATE: 10/17/2016 5:57:16 PM

| OCCUPANT LOADS SUMMARY 7TH FLOOR PLAN | | | | |
|---|---|---|---|---|
| OCCUPANCY | OCCUPANCY GROUP | AREA | OCCUPANCY LOAD FACTOR | OCCUPANT LOAD |
| AC AND FAN ROOM | F-2 | 1,474 SF | 300 SF | 5 |
| AC AND PUMP ROOM | F-2 | 1,647 SF | 300 SF | 6 |
| AC ROOM | F-2 | 346 SF | 300 SF | 2 |
| 8 AC UNIT AND FAN ROOM | F-2 | 1,363 SF | 300 SF | 5 |
| BOILER ROOM W/ PUMPS | F-2 | 1,849 SF | 300 SF | 7 |
| CON ED VAULT | F-2 | 640 SF | 300 SF | 4 |
| EMR | F-2 | 690 SF | 300 SF | 3 |
| EMR AHU ROOM | F-2 | 381 SF | 300 SF | 2 |
| FAN AND DW HEATER ROOM | F-2 | 414 SF | 300 SF | 2 |
| FAN ROOM | F-2 | 472 SF | 300 SF | 2 |
| GENERATOR ROOM | F-2 | 3,468 SF | 300 SF | 12 |
| LS ELECTRICAL ROOM | F-2 | 336 SF | 300 SF | 2 |
| NETWORK ROOM | F-2 | 565 SF | 300 SF | 4 |
| OS/EM SWITCHGEAR ROOM | F-2 | 509 SF | 300 SF | 2 |
| POOL EQUIPMENT ROOM | F-2 | 108 SF | 300 SF | 1 |
| SWITCHBOARD ROOM | F-2 | 3,754 SF | 300 SF | 13 |
| RECYCLING COLLECTION ROOM | S-1 | 361 SF | 300 SF | 2 |
| REFUSE COLLECTION ROOM | S-1 | 397 SF | 300 SF | 2 |
| 8 TRASH COMPACTOR ROOM | S-1 | 242 SF | 300 SF | 1 |
| Grand total | | | | 77 |

| EXIT STAIR TREADS AND RISERS - BC TABLE 1009 | | | | |
|---|---|---|---|---|
| STAIR DESIGNATION | TREAD (IN) | RISER (IN) | NO. RISERS (FLOOR TO FLOOR) | MAX. FLIGHT VERTICAL RISE |
| STAIR - A | 9.5" | 7.44" | 34 | 66.69' |
| STAIR - B | 9.5" | 7.44" | 34 | 66.69' |
| STAIR - C | 11" | 7" | 36 | 84.00' |
| STAIR - D | 11" | 7" | 36 | 63.00' |
| STAIR - E | 11" | 7" | 36 | 70.00' |
| STAIR - F | 11" | 7" | 36 | 70.00' |

| LENGTH OF TRAVEL DISTANCE (WITH SPRINKLER SYSTEM) | | | |
|---|---|---|---|
| OCCUPANCY GROUP | MAX. TRAVEL DISTANCE (BC TABLE 1015.1) | COMMON PATH OF EGRESS TRAVEL (BC 1013.3) | DEAD END (BC 1016.3) |
| F-2 | 250' | 100' | 50' |

| EXIT STAIR SUMMARY - BC TABLE 1005.1 | | | | |
|---|---|---|---|---|
| STAIR DESIGNATION | STAIR WIDTH (IN) | STAIRWAYS (INCHES PER OCCUPANT) | STAIR CAPACITY | STAIR LOAD |
| | | | TOTAL (892) | TOTAL (77) |
| STAIR - A | 44" | 0.3 | 146 | 12 |
| STAIR - B | 44" | 0.3 | 146 | 12 |
| STAIR - C | 60" | 0.3 | 200 | 17 |
| STAIR - D | 60" | 0.3 | 200 | 18 |
| STAIR - E | 60" | 0.3 | 200 * | 18 |
| STAIR - F | 44" | 0.3 | 146 * | 0 |

* STAIR E & STAIR F MERGE TOGETHER @ GROUND INTERMEDIATE STAIR TRANSFER FLOOR. TOTAL EXIT CAPACITY TO BE (**200**).

| EXIT SELF CLOSING DOOR SUMMARY - BC TABLE 1005.1 | | | | |
|---|---|---|---|---|
| DOOR DESIGNATION | DOOR CLEAR WIDTH (IN) | DOORWAY (INCHES PER OCCUPANT) | DOOR CAPACITY | DOOR LOAD |
| | | | TOTAL (940) | TOTAL (77) |
| STAIR - A - DOOR | 34" | 0.2 | 170 | 12 |
| STAIR - B - DOOR | 34" | 0.2 | 170 | 12 |
| STAIR - C - DOOR | 40" | 0.2 | 200 | 17 |
| STAIR - D - DOOR | 40" | 0.2 | 200 | 18 |
| 8 STAIR - E - DOOR | 40" | 0.2 | 200 * | 18 |
| 8 STAIR - F - DOOR | 34" | 0.2 | 170 * | 0 |

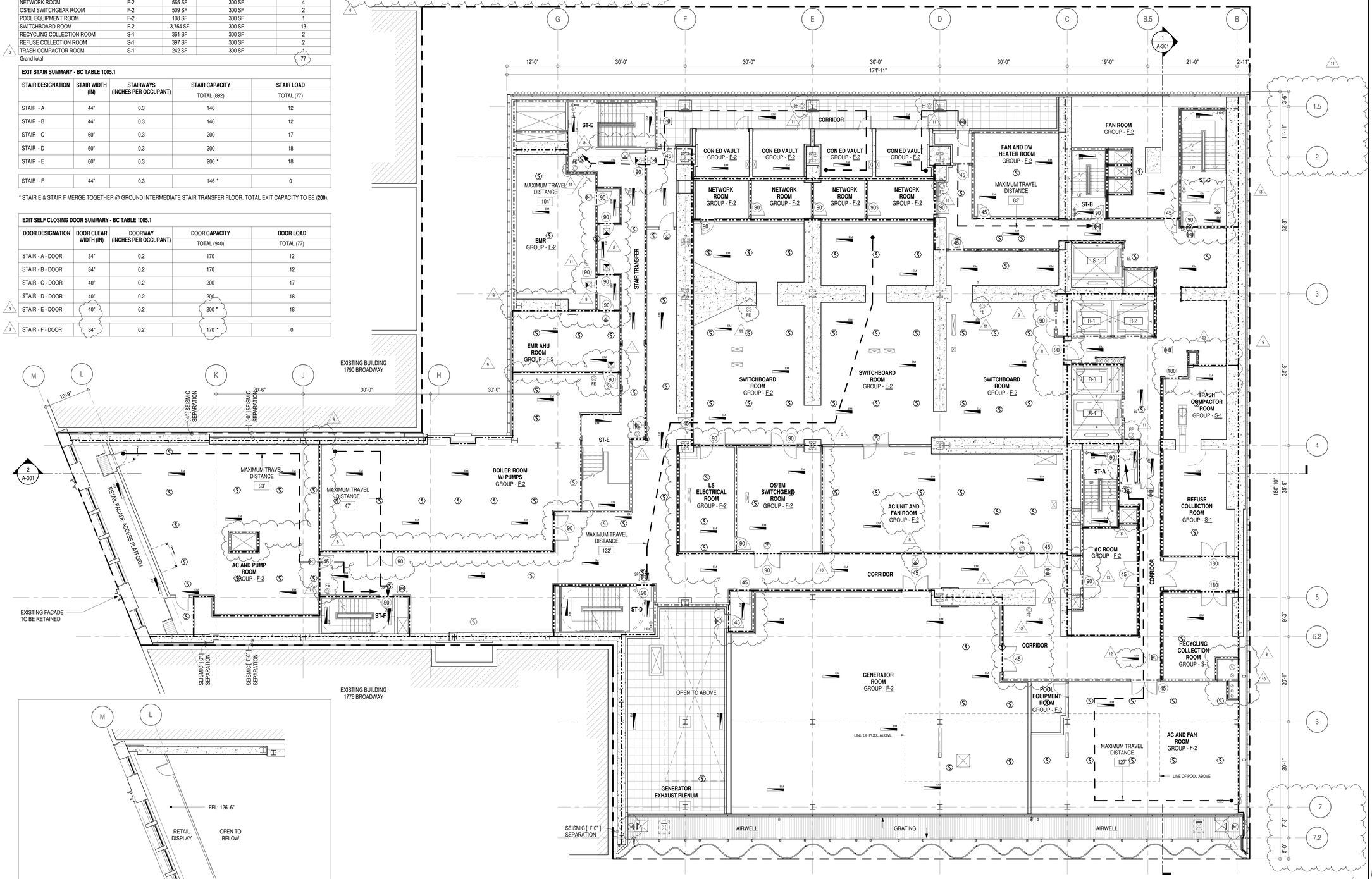


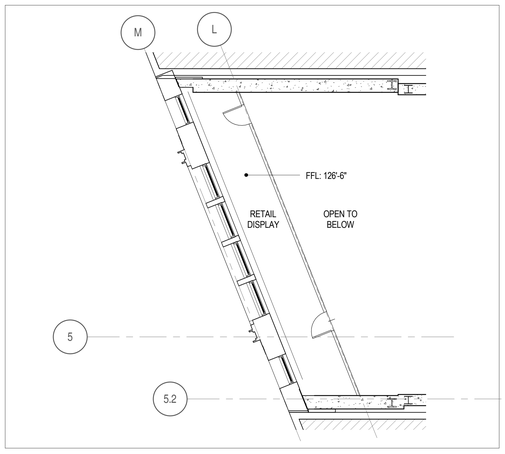


INTERMEDIATE 1780 FACADE ACCESS PLATFORM

**EGRESS AND FIRE RATING LEGEND**

- ONE HOUR RATED PARTITION
- TWO HOUR RATED PARTITION
- THREE HOUR RATED PARTITION
- FOUR HOUR RATED PARTITION
- NON RATED SMOKE SEPARATION
- COMMON TRAVEL DISTANCE
- DEAD END
- MAXIMUM TRAVEL DISTANCE
- MAXIMUM TRAVEL DISTANCE WITHIN DWELLING UNIT

**SYMBOLS LEGEND**

- ILLUMINATED EXIT SIGN (ARROW INDICATES DIRECTION)
- ILLUMINATED EXIT SIGN (ARROW INDICATES DIRECTION)
- WALL MOUNTEDILLUMINATED EXIT SIGN (ARROW INDICATES DIRECTION)
- ILLUMINATED EXIT SIGN
- WALL MOUNTED ILLUMINATED NO EXIT SIGN
- WALL MOUNTED ILLUMINATED NO EXIT SIGN (ROOF ACCESS ONLY)
- ILLUMINATED NO EXIT SIGN
- ILLUMINATED NO EXIT SIGN (ROOF ACCESS ONLY)
- FEC FIRE EXTINGUISHER CABINET
- SPRINKLER HEAD (REFER TO FP DRAWINGS)
- STANDPIPE
- SPRINKLER RISER
- SIAMESE CONNECTION
- SMOKE DETECTOR
- SMOKE /CARBON MONOXIDE DETECTOR
- CEILING MOUNTED EMERGENCY LIGHT
- WALL MOUNTED EMERGENCY LIGHT
- 90 DOOR RATING (MINUTES)

KEY PLAN:

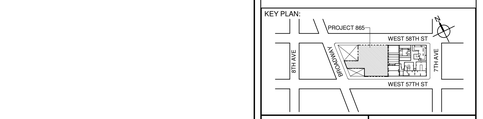


PROJECT NORTH | TRUE NORTH


DEVELOPER:
**EXTELL DEVELOPMENT COMPANY**
805 THIRD AVENUE, 7TH FLOOR
New York, NY 10022 USA
TEL: 212 712 6000 FAX: 212 712 6100

DESIGN ARCHITECT: Base Building Shell & Core
**ADRIAN SMITH + GORDON GILL ARCHITECTURE**
111 WEST MONROE STREET SUITE 2300
CHICAGO IL 60603
TEL: 312 920 1888 FAX: 312 920 1775

ARCHITECT OF RECORD: Base Building Shell & Core
**AAI ARCHITECTS, P.C.**
401 Wellington St. W., 3rd Floor
Toronto, ON M5V 1E7 Canada
TEL: 416 967 1500 FAX: 416 967 7150

STRUCTURAL ENGINEERS:
**WSP CANTOR SEINUK**
228 EAST 45th Street
New York, NY 10017 USA
TEL: 212 687 9888 FAX: 646 487 5501

MEP ENGINEERS:
**AKF GROUP**
1501 Broadway
New York, NY 10036 USA
TEL: 212 354 5656 FAX: 212 354 5668

GEOTECHNICAL ENGINEERS:
**Langan Engineering & Environmental Services**
21 Penn Plaza - 360 West 31st Street, 8th Floor
New York, NY 10001-2727
TEL: 212 479 5400 FAX: 212 479 5444

CODE CONSULTANTS:
**Construction Consulting Associates**
100 Church Street
New York, NY 10007
TEL: 212 385 1818 FAX: 212 385 1911

CURTAINWALL CONSULTANT:
**AJLP Consulting**
40 Worth Street, Suite 826
New York, NY 10013
TEL: 212 757 5659 FAX: 646 219 8508

LANDMARK/PRESERVATION CONSULTANT:
**Higgins Quasebarth & Partners LLC**
11 Hanover Square, 16th Floor
New York, NY 1005
TEL: 212 274 9468 FAX: 646 274 9380

LANDMARK/PRESERVATION CONSULTANT:
**Jan Hird Pokorny Associates, Inc.**
39 West 37th Street, 12A
New York, NY 10018
TEL: 212 759 6462 FAX: 212 759 6540


| No. | DESCRIPTION: | DATE: |
|---|---|---|
| 1 | CD PROGRESS ISSUE 1 | 15 OCT 14 |
| 2 | D.O.B. SUBMISSION | 05 DEC 14 |
| 3 | CD PROGRESS ISSUE 2 | 19 DEC 14 |
| 4 | D.O.B. SUBMISSION | 18 FEB 15 |
| 5 | CD PROGRESS ISSUE 3 | 09 MAR 15 |
| | D.O.B. SUBMISSION | 27 APR 15 |
| 6 | CD PROGRESS ISSUE 4 | 01 JUN 15 |
| 7 | CD PROGRESS ISSUE 5 | 10 AUG 15 |
| | D.O.B. AMENDMENT 2 | 21 SEP 15 |
| 8 | CD PROGRESS ISSUE 6 | 02 NOV 15 |
| 9 | CMU, DRYWALL, HOLLOW METAL DOORS UP TO 12F | 14 JAN 16 |
| 10 | CD PROGRESS ISSUE 7 | 29 JAN 16 |
| 11 | CD ISSUE 8 - GMP SET | 31 MAR 16 |
| 12 | CD BULLETIN ISSUE - 1 | 22 APR 16 |
| 13 | CD BULLETIN ISSUE - 7 | 14 SEP 16 |
| | D.O.B. AMENDMENT 3 | 03 OCT 16 |

0 4' - 0" 8' - 0" 16' - 0"

**D.O.B. SUBMISSION**


Discrepancies must be reported immediately to the Architect before proceeding. Only figured dimensions are to be used. Contractors must check all dimensions on site. This drawing is protected by copyright.


ALL DIMENSIONS ARE SHOWN IN IMPERIAL.

CONSULTANT: AAI ARCHITECTS, P.C.

PROJECT:
**217 WEST 57TH STREET**
NEW YORK, NY

DRAWING TITLE:
7TH FLOOR PLAN
BUILDING CODE NOTES
(MECHANICAL) (MFD-7TH FLOOR)

SEAL & SIGNATURE: REGISTERED ARCHITECT MICHAEL DAVID JANOSKI No. 028881 STATE OF NEW YORK

| | |
|---|---|
| DATE: | 15 OCT 14 |
| PROJECT No: | 1216-00 |
| DRAWN: Author | REV: 13 |
| CHK: Checker | |
| SCALE: 1/8" = 1'-0" | |
| DWG No: | A-042.02 |
| DOB PAGE No: | 46 of 454 |

DOB EMPLOYEE STAMP: | DOB B-SCAN:

**OCCUPANT LOADS SUMMARY 8TH FLOOR PLAN**

| OCCUPANCY | OCCUPANCY GROUP | AREA | OCCUPANCY LOAD FACTOR | OCCUPANT LOAD |
|---|---|---|---|---|
| LOUNGE | A-2 | 1,262 SF | 15 SF | 85* |
| RECEPTION | A-2 | 757 SF | 15 SF | 51* |
| RESIDENTIAL AMENITY POOL | A-2 | 1,050 SF | 50 SF | 21 |
| RESIDENTIAL OUTDOOR AMENITY SPACE | A-2 | 8,367 SF | 15 SF | 558 |
| SCREENING ROOM | A-2 | 1,311 SF | 15 SF | 88* |
| A-2 | | | | 803 |
| CONFERENCE ROOM | B | 257 SF | 15 SF | 18* |
| OFFICE | B | 119 SF | 100 SF | 2* |
| B | | | | 20 |
| FACADE MAINTENANCE SPACE | F-2 | 282 SF | 300 SF | 1* |
| STAFF BATHROOM | F-2 | 77 SF | 300 SF | 1 |
| F-2 (ACCESSORY SPACE) | | | | 2 |
| PANTRY | R-2 | 282 SF | 200 SF | 2* |
| TWEEN LOUNGE | R-2 | 407 SF | 15 SF | 28* |
| R-2 | | | | 30 |
| Grand total | | | | 855 |

* INTERIOR SPACES: ONLY TO USE EXIT STAIRS A AND B. TOTAL INTERIOR OCCUPANT LOAD = 275

**EXIT STAIR SUMMARY - BC TABLE 1005.1**

| STAIR DESIGNATION | STAIR WIDTH (IN) | STAIRWAYS (INCHES PER OCCUPANT) | STAIR CAPACITY TOTAL (892) | STAIR LOAD TOTAL (855) |
|---|---|---|---|---|
| STAIR - A | 44" | 0.3 | 146 | 136 |
| STAIR - B | 44" | 0.3 | 146 | 137 |
| STAIR - C | 60" | 0.3 | 200 | 194 |
| STAIR - D | 60" | 0.3 | 200 | 194 |
| STAIR - E | 60" | 0.3 | 200 * | 194 |
| STAIR - F | 44" | 0.3 | 146 * | 0 |

* STAIR E & STAIR F MERGE TOGETHER @ GROUND INTERMEDIATE STAIR TRANSFER FLOOR. TOTAL EXIT CAPACITY TO BE (**200**).

**EXIT SELF CLOSING DOOR SUMMARY - BC TABLE 1005.1**

| DOOR DESIGNATION | DOOR CLEAR WIDTH (IN) | DOORWAY (INCHES PER OCCUPANT) | DOOR CAPACITY TOTAL (940) | DOOR LOAD TOTAL (855) |
|---|---|---|---|---|
| STAIR - A - DOOR | 34" | 0.2 | 170 | 136 |
| STAIR - B - DOOR | 34" | 0.2 | 170 | 137 |
| STAIR - C - DOOR | 40" | 0.2 | 200 | 194 |
| STAIR - D - DOOR | 40" | 0.2 | 200 | 194 |
| STAIR - E - DOOR | 40" | 0.2 | 200 * | 194 |
| STAIR - F - DOOR | 34" | 0.2 | 170 * | 0 |

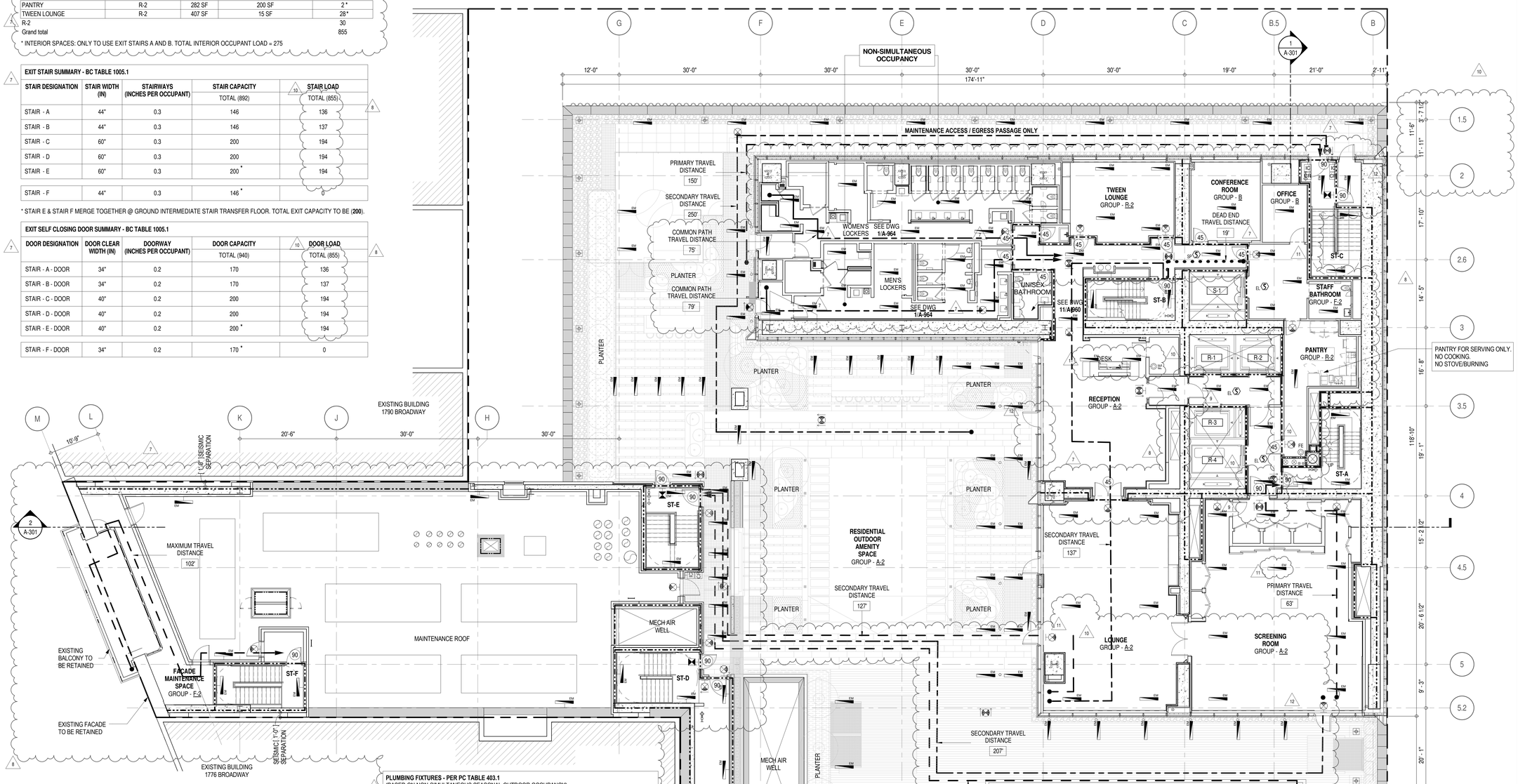


**EXIT STAIR TREADS AND RISERS - BC TABLE 1009**

| STAIR DESIGNATION | TREAD (IN) | RISER (IN) | NO. RISERS (FLOOR TO FLOOR) | MAX. FLIGHT VERTICAL RISE |
|---|---|---|---|---|
| STAIR - A | 9.5" | 7.69" | 33 | 76.69" |
| STAIR - B | 9.5" | 7.69" | 33 | 76.69" |
| STAIR - C | 11" | 7" | 36 | 126.00" |
| STAIR - D | 11" | 6.81" | 37 | 81.73" |
| STAIR - E | 11" | 6.81" | 37 | 68.11" |
| STAIR - F | 11" | 6.81" | 37 | 73.33" |

**PLUMBING FIXTURES - PER PC TABLE 403.1**
(BASED ON NON-SIMULTANEOUS SEASONAL OUTDOOR OCCUPANCY)

| OCCUPANCY | OCC. GRP. | NUMBER OF OCCUPANTS | | REQUIRED WATER CLOSETS | | REQUIRED LAVATORIES | | PROVIDED WATER CLOSETS | | PROVIDED LAVATORIES | |
|---|---|---|---|---|---|---|---|---|---|---|---|
| | | M50% | F50% | M | F | M | F | M | F | M | F |
| RESIDENTIAL OUTDOOR AMENITY SPACE | A-2 | 290 | 290 | 4 | 8 | 2 | 2 | 6 | 10 | 3 | 4 |
| LOUNGE / SCREENING RM./ RECEPTION | A-2 | 110 | 110 | 2 | 2 | 1 | 1 | | | | |
| ASSEMBLY | A-2 | (TOTALS) | | 6 | 10 | 3 | 3 | 6 | 10 | 3 | 4 |
| ACCESSORY | R-2 | 15 | 15 | 1 | | 1 | | 1 | | 1 | |

* URINALS MAY BE PROVIDED IN LIEU OF WATER CLOSETS BUT FOR NO MORE THAN 1/2 OF THE REQUIRED NO. OF WATER CLOSETS WHEN MORE THAN 35 PERSONS.

* TABLE 403.1 REQUIRES THE FOLLOWING ADDITIONAL PLUMBING FIXTURES:
DRINKING FOUNTAINS (1 PER 500 P.): 2 REQUIRED, 2 PROVIDED
SERVICE SINK: 1 REQUIRED, 1 PROVIDED

**LENGTH OF TRAVEL DISTANCE (WITH SPRINKLER SYSTEM)**

| OCCUPANCY GROUP | MAX. TRAVEL DISTANCE (BC TABLE 1015.1) | COMMON PATH OF EGRESS TRAVEL (BC 1013.3) | DEAD END (BC 1016.3) |
|---|---|---|---|
| R-2 | 200' | 125' | 40' |
| S-2 | 250' | 100' | 20' |
| A-2 | PRIMARY = 150' | SECONDARY = 250' | 20' |

**EGRESS AND FIRE RATING LEGEND**

- ONE HOUR RATED PARTITION
- TWO HOUR RATED PARTITION
- THREE HOUR RATED PARTITION
- FOUR HOUR RATED PARTITION
- NON RATED SMOKE SEPARATION
- COMMON TRAVEL DISTANCE
- DEAD END
- MAXIMUM TRAVEL DISTANCE
- MAXIMUM TRAVEL DISTANCE WITHIN DWELLING UNIT

**SYMBOLS LEGEND**

- ILLUMINATED EXIT SIGN (ARROW INDICATES DIRECTION)
- ILLUMINATED EXIT SIGN (ARROW INDICATES DIRECTION)
- WALL MOUNTED ILLUMINATED EXIT SIGN (ARROW INDICATES DIRECTION)
- ILLUMINATED EXIT SIGN
- WALL MOUNTED ILLUMINATED NO EXIT SIGN
- WALL MOUNTED ILLUMINATED NO EXIT SIGN (ROOF ACCESS ONLY)
- ILLUMINATED NO EXIT SIGN
- ILLUMINATED NO EXIT SIGN (ROOF ACCESS ONLY)
- FEC FIRE EXTINGUISHER CABINET
- SPRINKLER HEAD (REFER TO FP DRAWINGS)
- STANDPIPE
- SPRINKLER RISER
- SIAMESE CONNECTION
- SMOKE DETECTOR
- SMOKE /CARBON MONOXIDE DETECTOR
- CEILING MOUNTED EMERGENCY LIGHT
- WALL MOUNTED EMERGENCY LIGHT
- 90 DOOR RATING (MINUTES)

KEY PLAN:

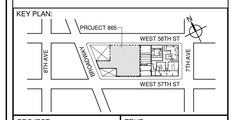


PROJECT NORTH | TRUE NORTH


DEVELOPER:
***EXTELL DEVELOPMENT COMPANY***
805 THIRD AVENUE, 7TH FLOOR
New York, NY 10022 USA
TEL: 212 712 6000 FAX: 212 712 6100

DESIGN ARCHITECT: Base Building Shell & Core
***ADRIAN SMITH + GORDON GILL ARCHITECTURE***
111 WEST MONROE STREET SUITE 2300
CHICAGO IL 60603
TEL: 312 920 1888 FAX: 312 920 1775

ARCHITECT OF RECORD: Base Building Shell & Core
***AAI ARCHITECTS, P.C.***
401 Wellington St. W., 3rd Floor
Toronto, ON M5V 1E7 Canada
TEL: 416 967 1500 FAX: 416 967 7150

STRUCTURAL ENGINEERS:
***WSP CANTOR SEINUK***
228 EAST 45th Street
New York, NY 10017 USA
TEL: 212 687 9888 FAX: 646 487 5501

MEP ENGINEERS:
***AKF GROUP***
1501 Broadway
New York, NY 10036 USA
TEL: 212.354.5656 FAX: 212 354 5668

GEOTECHNICAL ENGINEERS:
***Langan Engineering & Environmental Services***
21 Penn Plaza - 360 West 31st Street, 8th Floor
New York, NY 10001-2727
TEL: 212 479 5400 FAX: 212 479 5444

CODE CONSULTANTS:
***Construction Consulting Associates***
100 Church Street
New York, NY 10007
TEL: 212 385 1818 FAX: 212 385 1911

CURTAINWALL CONSULTANT:
***AJLP Consulting***
40 Worth Street, Suite 826
New York, NY 10013
TEL: 212 757 5659 FAX: 646 219 8508

LANDMARK/PRESERVATION CONSULTANT:
***Higgins Quasebarth & Partners LLC***
11 Hanover Square, 16th Floor
New York, NY 1005
TEL: 212 274 9468 FAX: 646 274 9380

LANDMARK/PRESERVATION CONSULTANT:
***Jan Hird Pokorny Associates, Inc.***
39 West 37th Street, 12A
New York, NY 10018
TEL: 212 759 6462 FAX: 212 759 6540


| No. | DESCRIPTION: | DATE: |
|---|---|---|
| 1 | CD PROGRESS ISSUE 1 | 15 OCT 14 |
| 2 | D.O.B. SUBMISSION | 05 DEC 14 |
| 3 | CD PROGRESS ISSUE 2 | 19 DEC 14 |
| 4 | D.O.B. SUBMISSION | 18 FEB 15 |
| 5 | CD PROGRESS ISSUE 3 | 09 MAR 15 |
| | D.O.B. SUBMISSION | 27 APR 15 |
| 6 | CD PROGRESS ISSUE 4 | 01 JUN 15 |
| | D.O.B. AMENDMENT 2 | 21 SEP 15 |
| 7 | CD PROGRESS ISSUE 6 | 02 NOV 15 |
| 8 | CMU, DRYWALL, HOLLOW METAL DOORS UP TO 12F | 14 JAN 16 |
| 9 | CD PROGRESS ISSUE 7 | 29 JAN 16 |
| 10 | CD ISSUE 8 - GMP SET | 31 MAR 16 |
| 11 | CD BULLETIN ISSUE - 1 | 22 APR 16 |
| 12 | CD BULLETIN ISSUE - 2 | 11 MAY 16 |
| | D.O.B. AMENDMENT 3 | 03 OCT 16 |

0 4' - 0" 8' - 0" 16' - 0"

**D.O.B. SUBMISSION**


Discrepancies must be reported immediately to the Architect before proceeding. Only figured dimensions are to be used. Contractors must check all dimensions on site. This drawing is protected by copyright.


ALL DIMENSIONS ARE SHOWN IN IMPERIAL.

CONSULTANT: AAI ARCHITECTS, P.C.

PROJECT:
**217 WEST 57TH STREET**
NEW YORK, NY

DRAWING TITLE:
8TH FLOOR PLAN
BUILDING CODE NOTES
(RESIDENTIAL AMENITIES)
(MFD-14TH FLOOR)

SEAL & SIGNATURE: REGISTERED ARCHITECT WAYNE DAVID JAMES 028851 STATE OF NEW YORK

| | |
|---|---|
| DATE: | 15 OCT 14 |
| PROJECT No: | 1216-00 |
| DRAWN: Author | REV.: |
| CHK: Checker | 12 |
| SCALE: 1/8" = 1'-0" | |
| DWG No: | A-043.02 |
| DOB PAGE No: | 47 of 454 |

DOB EMPLOYEE STAMP: | DOB B-SCAN:


DEPT OF BLDGS 421208305 Job Number
E1601301205 Scan Code
36" x 48" Arch E, SHEET SIZE
FILE NAME:
PLOT DATE: 10/17/2016 3:52:41 PM

DEPT OF BLDGS 421208305 Job Number
E5259573915 Scan Code

| OCCUPANT LOADS SUMMARY 9TH FLOOR PLAN | | | | |
|---|---|---|---|---|
| OCCUPANCY | OCCUPANCY GROUP | AREA | OCCUPANCY LOAD FACTOR | OCCUPANT LOAD |
| POOL MECHANICAL EQUIPMENT ROOM | F-2 | 1,180 SF | 300 SF | 4 |
| EMR | F-2 | 207 SF | 300 SF | 1 |
| MECHANICAL | F-2 | 972 SF | 300 SF | 4 |
| MECHANICAL | F-2 | 121 SF | 300 SF | 1 |
| Grand total | | | | 10 |

| EXIT STAIR SUMMARY - BC TABLE 1005.1 | | | | |
|---|---|---|---|---|
| STAIR DESIGNATION | STAIR WIDTH (IN) | STAIRWAYS (INCHES PER OCCUPANT) | STAIR CAPACITY | STAIR LOAD |
| | | | TOTAL (292) | TOTAL (10) |
| STAIR - A | 44" | 0.3 | 146 | 5 |
| STAIR - B | 44" | 0.3 | 146 | 5 |

| EXIT SELF CLOSING DOOR SUMMARY - BC TABLE 1005.1 | | | | |
|---|---|---|---|---|
| DOOR DESIGNATION | DOOR CLEAR WIDTH (IN) | DOORWAY (INCHES PER OCCUPANT) | DOOR CAPACITY | DOOR LOAD |
| | | | TOTAL (340) | TOTAL (10) |
| STAIR - A - DOOR | 34" | 0.2 | 170 | 5 |
| STAIR - B - DOOR | 34" | 0.2 | 170 | 5 |

| EXIT STAIR TREADS AND RISERS - BC TABLE 1009 | | | | |
|---|---|---|---|---|
| STAIR DESIGNATION | TREAD (IN) | RISER (IN) | NO. RISERS (FLOOR TO FLOOR) | MAX. FLIGHT VERTICAL RISE |
| STAIR - A | 9.5" | 7.58" | 38 | 75.81" |
| STAIR - B | 9.5" | 7.58" | 38 | 75.81" |

| LENGTH OF TRAVEL DISTANCE (WITH SPRINKLER SYSTEM) | | | |
|---|---|---|---|
| OCCUPANCY GROUP | MAX. TRAVEL DISTANCE (BC TABLE 1015.1) | COMMON PATH OF EGRESS TRAVEL (BC 1013.3) | DEAD END (BC 1016.3) |
| F-2 | 250' | 100' | 50' |

* F-2 IS ACCESSORY TO RESIDENTIAL R-2

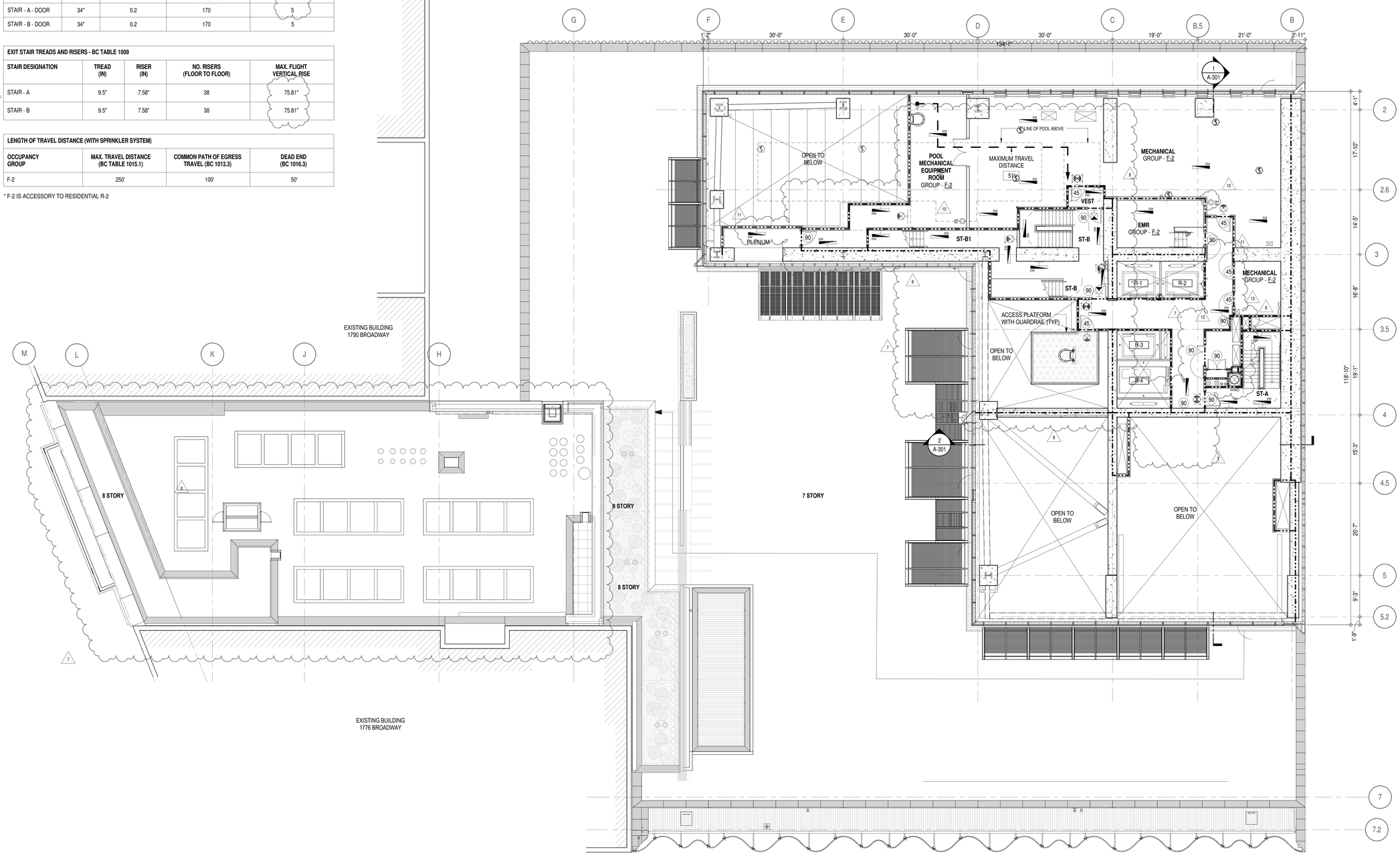


**EGRESS AND FIRE RATING LEGEND**

- ONE HOUR RATED PARTITION
- TWO HOUR RATED PARTITION
- THREE HOUR RATED PARTITION
- FOUR HOUR RATED PARTITION
- NON RATED SMOKE SEPARATION
- COMMON TRAVEL DISTANCE
- DEAD END
- MAXIMUM TRAVEL DISTANCE
- MAXIMUM TRAVEL DISTANCE WITHIN DWELLING UNIT

**SYMBOLS LEGEND**

- ILLUMINATED EXIT SIGN (ARROW INDICATES DIRECTION)
- ILLUMINATED EXIT SIGN (ARROW INDICATES DIRECTION)
- WALL MOUNTEDILLUMINATED EXIT SIGN (ARROW INDICATES DIRECTION)
- ILLUMINATED EXIT SIGN
- WALL MOUNTED ILLUMINATED NO EXIT SIGN
- WALL MOUNTED ILLUMINATED NO EXIT SIGN (ROOF ACCESS ONLY)
- ILLUMINATED NO EXIT SIGN
- ILLUMINATED NO EXIT SIGN (ROOF ACCESS ONLY)
- FEC FIRE EXTINGUISHER CABINET
- SPRINKLER HEAD (REFER TO FP DRAWINGS)
- STANDPIPE
- SPRINKLER RISER
- SIAMESE CONNECTION
- SMOKE DETECTOR
- SC SMOKE /CARBON MONOXIDE DETECTOR
- EM CEILING MOUNTED EMERGENCY LIGHT
- EM WALL MOUNTED EMERGENCY LIGHT
- 90 DOOR RATING (MINUTES)

KEY PLAN:

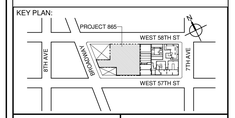


PROJECT NORTH

TRUE NORTH

DEVELOPER:
**EXTELL DEVELOPMENT COMPANY**
805 THIRD AVENUE, 7TH FLOOR
New York, NY 10022 USA
TEL: 212 712 6000 FAX: 212 712 6100

DESIGN ARCHITECT: Base Building Shell & Core
**ADRIAN SMITH + GORDON GILL ARCHITECTURE**
111 WEST MONROE STREET SUITE 2300
CHICAGO IL 60603
TEL: 312 920 1888 FAX: 312 920 1775

ARCHITECT OF RECORD: Base Building Shell & Core
**AAI ARCHITECTS, P.C.**
401 Wellington St. W., 3rd Floor
Toronto, ON M5V 1E7 Canada
TEL: 416 967 1500 FAX: 416 967 7150

STRUCTURAL ENGINEERS:
**WSP CANTOR SEINUK**
228 EAST 45th Street
New York, NY 10017 USA
TEL: 212 687 9888 FAX: 646 487 5501

MEP ENGINEERS:
**AKF GROUP**
1501 Broadway
New York, NY 10036 USA
TEL: 212.354.5656 FAX: 212 354 5668

GEOTECHNICAL ENGINEERS:
**Langan Engineering & Environmental Services**
21 Penn Plaza - 360 West 31st Street, 8th Floor
New York, NY 10001-2727
TEL: 212 479 5400 FAX: 212 479 5444

CODE CONSULTANTS:
**Construction Consulting Associates**
100 Church Street
New York, NY 10007
TEL: 212 385 1818 FAX: 212 385 1911

CURTAINWALL CONSULTANT:
**AJLP Consulting**
40 Worth Street, Suite 826
New York, NY 10013
TEL: 212 757 5659 FAX: 646 219 8508

LANDMARK/PRESERVATION CONSULTANT:
**Higgins Quasebarth & Partners LLC**
11 Hanover Square, 16th Floor
New York, NY 1005
TEL: 212 274 9468 FAX: 646 274 9380

LANDMARK/PRESERVATION CONSULTANT:
**Jan Hird Pokorny Associates, Inc.**
39 West 37th Street, 12A
New York, NY 10018
TEL: 212 759 6462 FAX: 212 759 6540

| No. | DESCRIPTION: | DATE: |
|---|---|---|
| 1 | CD PROGRESS ISSUE 1 | 15 OCT 14 |
| 2 | D.O.B. SUBMISSION | 05 DEC 14 |
| 3 | CD PROGRESS ISSUE 2 | 19 DEC 14 |
| 4 | D.O.B. SUBMISSION | 18 FEB 15 |
| 5 | CD PROGRESS ISSUE 3 | 09 MAR 15 |
| | D.O.B. SUBMISSION | 27 APR 15 |
| 6 | CD PROGRESS ISSUE 4 | 01 JUN 15 |
| | D.O.B. AMENDMENT 2 | 21 SEP 15 |
| 7 | CD PROGRESS ISSUE 6 | 02 NOV 15 |
| 8 | CMU, DRYWALL, HOLLOW METAL DOORS UP TO 12F | 14 JAN 16 |
| 9 | CD PROGRESS ISSUE 7 | 29 JAN 16 |
| 10 | CD ISSUE 8 - GMP SET | 31 MAR 16 |
| 11 | CD BULLETIN ISSUE - 1 | 22 APR 16 |
| 12 | CD BULLETIN ISSUE - 2 | 11 MAY 16 |
| 13 | CD BULLETIN ISSUE - 7 | 14 SEP 16 |
| | D.O.B. AMENDMENT 3 | 03 OCT 16 |

0 4' - 0" 8' - 0" 16' - 0"

**D.O.B. SUBMISSION**

Discrepancies must be reported immediately to the Architect before proceeding. Only figured dimensions are to be used. Contractors must check all dimensions on site. This drawing is protected by copyright.

ALL DIMENSIONS ARE SHOWN IN IMPERIAL.

CONSULTANT:

AAI ARCHITECTS, P.C.

PROJECT:

**217 WEST 57TH STREET**
NEW YORK, NY

DRAWING TITLE:

9TH FLOOR PLAN
BUILDING CODE NOTES
(MECHANICAL) (MFD-15TH FLOOR)

SEAL & SIGNATURE:

REGISTERED ARCHITECT PETER DAVID LAMBERT 022885 STATE OF NEW YORK

| | |
|---|---|
| DATE: | 15 OCT 14 |
| PROJECT No: | 1216-00 |
| DRAWN: Author | REV: 13 |
| CHK: Checker | |
| SCALE: 1/8" = 1'-0" | |
| DWG No: | A-044.02 |
| DOB PAGE No: | 48 of 454 |

DOB EMPLOYEE STAMP:

DOB B-SCAN:

36" x 48" Arch E, SHEET SIZE
FILE NAME:
PLOT DATE: 10/17/2016 3:53:03 PM

| OCCUPANT LOADS SUMMARY 10TH FLOOR PLAN | | | | |
|---|---|---|---|---|
| OCCUPANCY | OCCUPANCY GROUP | AREA | OCCUPANCY LOAD FACTOR | OCCUPANT LOAD |
| WADING POOL | A-3 | 104 SF | 50 SF | 3 |
| POOL | | 867 SF | 50 SF | 18 |
| POOL DECK | | 1,747 SF | 15 SF | 117 |
| A-3 | | | | 138 |
| EXERCISE ROOM | R-2 | 1,482 SF | 50 SF | 30 |
| SITTING AREA | R-2 | 126 SF | 50 SF | 3 |
| COUPLES TREATMENT ROOM | R-2 | 571 SF | 50 SF | 12 |
| EXERCISE ROOM | R-2 | 587 SF | 50 SF | 12 |
| EXERCISE ROOM | R-2 | 573 SF | 50 SF | 12 |
| R-2 | | | | 69 |
| Grand total | | | | 207 |

| EXIT STAIR SUMMARY - BC TABLE 1005.1 | | | | |
|---|---|---|---|---|
| STAIR DESIGNATION | STAIR WIDTH (IN) | STAIRWAYS (INCHES PER OCCUPANT) | STAIR CAPACITY | STAIR LOAD |
| | | | TOTAL (292) * | TOTAL (207) |
| STAIR - A | 44" | 0.3 | 146 | 103 |
| STAIR - B | 44" | 0.3 | 146 * | 104 |
| STAIR - B1 | 44" | 0.3 | 146 * | 0 |

* STAIR B & STAIR B1 MERGE TOGETHER @ 8TH FLOOR INTERMEDIATE STAIR TRANSFER FLOOR. TOTAL EXIT CAPACITY TO BE (**146**).

| EXIT SELF CLOSING DOOR SUMMARY - BC TABLE 1005.1 | | | | |
|---|---|---|---|---|
| DOOR DESIGNATION | DOOR CLEAR WIDTH (IN) | DOORWAY (INCHES PER OCCUPANT) | DOOR CAPACITY | DOOR LOAD |
| | | | TOTAL (340) * | TOTAL (207) |
| STAIR - A - DOOR | 34" | 0.2 | 170 | 103 |
| STAIR - B - DOOR | 34" | 0.2 | 170 * | 104 |
| STAIR - B1 - DOOR | 34" | 0.2 | 170 * | 0 |

| EXIT STAIR TREADS AND RISERS - BC TABLE 1009 | | | | |
|---|---|---|---|---|
| STAIR DESIGNATION | TREAD (IN) | RISER (IN) | NO. RISERS (FLOOR TO FLOOR) | MAX. FLIGHT VERTICAL RISE |
| STAIR - A | 9.5" | 7.62" | 45 | 76.44" |
| STAIR - B | 9.5" | 7.62" | 45 | 114.69" |
| STAIR- B1 | 9.5" | 7.62" | 45 | 114.69" |

| LENGTH OF TRAVEL DISTANCE (WITH SPRINKLER SYSTEM) | | | |
|---|---|---|---|
| OCCUPANCY GROUP | MAX. TRAVEL DISTANCE (BC TABLE 1015.1) | COMMON PATH OF EGRESS TRAVEL (BC 1013.3) | DEAD END (BC 1016.3) |
| R-2 | 200' | 125' | 40' |
| S-1 | 200' | 100' | 20' |

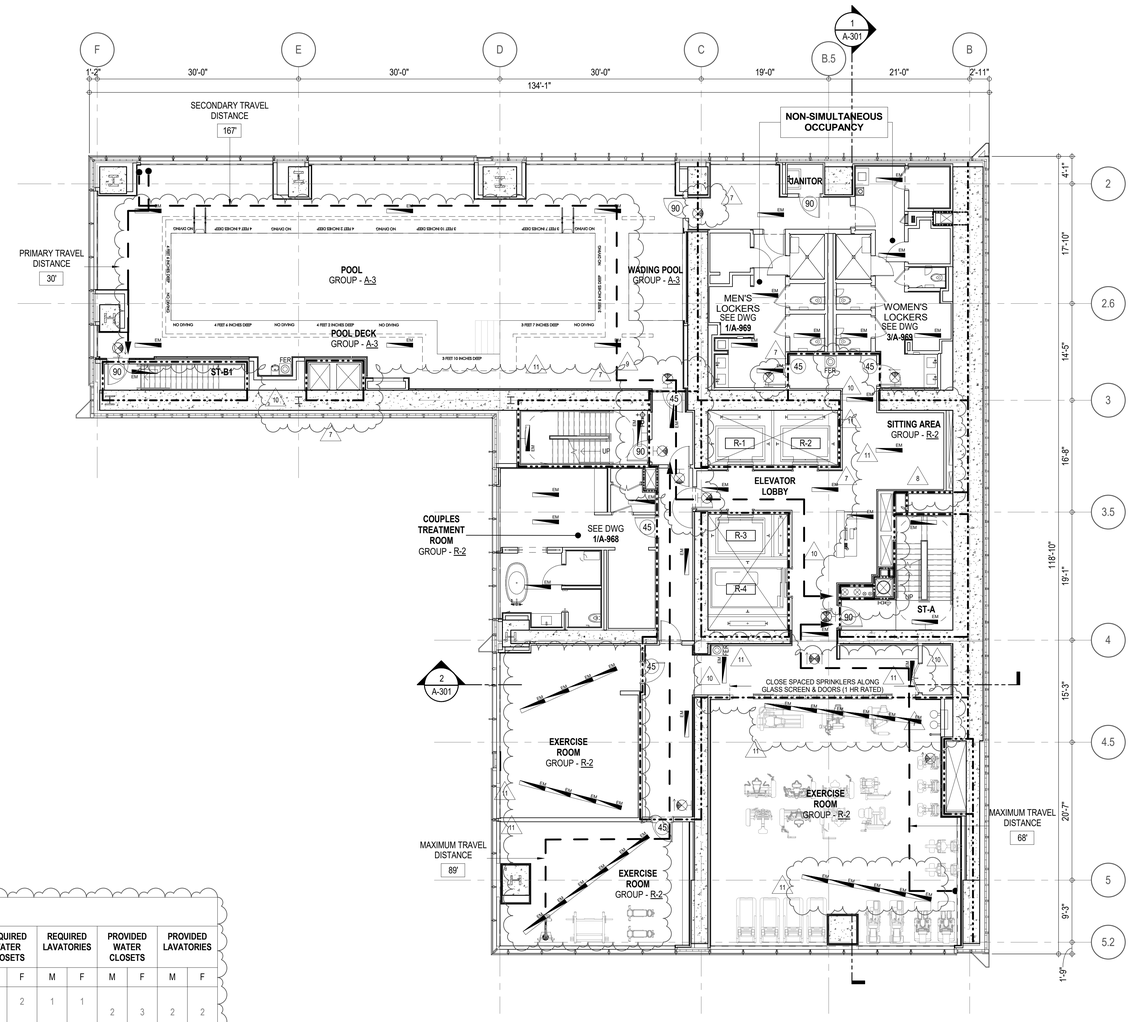


| PLUMBING FIXTURES - PER PC TABLE 403.1 | | | | | | | | | | | |
|---|---|---|---|---|---|---|---|---|---|---|---|
| OCCUPANCY | OCC. GRP. | NUMBER OF OCCUPANTS | | REQUIRED WATER CLOSETS | | REQUIRED LAVATORIES | | PROVIDED WATER CLOSETS | | PROVIDED LAVATORIES | |
| | | M50% | F50% | M | F | M | F | M | F | M | F |
| POOL / WADING POOL / POOL DECK | A-3 | 69 | 69 | 1 | 2 | 1 | 1 | 2 | 3 | 2 | 2 |
| EXERCISE / SITTING | R-2 | 29 | 29 | 1 | 1 | 1 | 1 | | | | |
| ASSEMBLY A-2, R-2 ACCESSORY (TOTALS) | | | | 2 | 3 | 2 | 2 | 2 | 3 | 2 | 2 |
| COUPLES TREATMENT ROOMS | R-2 | 12 | | 1 | | 1 | | 1** | | 2** | |
| R-2 ACCESSORY (TOTALS) | | | | 1 | | 1 | | 1** | | 2** | |

* URINALS MAY BE PROVIDED IN LIEU OF WATER CLOSETS BUT FOR NO MORE THAN 1/2 OF THE REQUIRED NO. OF WATER CLOSETS WHEN MORE THAN 35 PERSONS.

* TABLE 403.1 REQUIRES THE FOLLOWING ADDITIONAL PLUMBING FIXTURES:
DRINKING FOUNTAINS (1 PER 1,000 P.): 1 REQUIRED, 4 PROVIDED
SERVICE SINK: 1 REQUIRED, 1 PROVIDED

** UNISEX WASHROOM PROVIDED

**EGRESS AND FIRE RATING LEGEND**

- ONE HOUR RATED PARTITION
- TWO HOUR RATED PARTITION
- THREE HOUR RATED PARTITION
- FOUR HOUR RATED PARTITION
- NON RATED SMOKE SEPARATION
- COMMON TRAVEL DISTANCE
- DEAD END
- MAXIMUM TRAVEL DISTANCE
- MAXIMUM TRAVEL DISTANCE WITHIN DWELLING UNIT

**SYMBOLS LEGEND**

- ILLUMINATED EXIT SIGN (ARROW INDICATES DIRECTION)
- ILLUMINATED EXIT SIGN (ARROW INDICATES DIRECTION)
- WALL MOUNTED ILLUMINATED EXIT SIGN (ARROW INDICATES DIRECTION)
- ILLUMINATED EXIT SIGN
- WALL MOUNTED ILLUMINATED NO EXIT SIGN
- WALL MOUNTED ILLUMINATED NO EXIT SIGN (ROOF ACCESS ONLY)
- ILLUMINATED NO EXIT SIGN
- ILLUMINATED NO EXIT SIGN (ROOF ACCESS ONLY)
- FEC FIRE EXTINGUISHER CABINET
- SPRINKLER HEAD (REFER TO FP DRAWINGS)
- STANDPIPE
- SPRINKLER RISER
- SIAMESE CONNECTION
- SMOKE DETECTOR
- SC SMOKE /CARBON MONOXIDE DETECTOR
- EM CEILING MOUNTED EMERGENCY LIGHT
- EM WALL MOUNTED EMERGENCY LIGHT
- 90 DOOR RATING (MINUTES)

KEY PLAN:

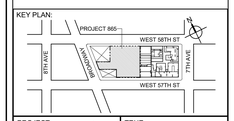


PROJECT NORTH / TRUE NORTH


DEVELOPER:
***EXTELL DEVELOPMENT COMPANY***
805 THIRD AVENUE, 7TH FLOOR
New York, NY 10022 USA
TEL: 212 712 6000 FAX: 212 712 6100

DESIGN ARCHITECT: Base Building Shell & Core
***ADRIAN SMITH + GORDON GILL ARCHITECTURE***
111 WEST MONROE STREET SUITE 2300
CHICAGO IL 60603
TEL: 312 920 1888 FAX: 312 920 1775

ARCHITECT OF RECORD: Base Building Shell & Core
***AAI ARCHITECTS, P.C.***
401 Wellington St. W., 3rd Floor
Toronto, ON M5V 1E7 Canada
TEL: 416 967 1500 FAX: 416 967 7150

STRUCTURAL ENGINEERS:
***WSP CANTOR SEINUK***
228 EAST 45th Street
New York, NY 10017 USA
TEL: 212 687 9888 FAX: 646 487 5501

MEP ENGINEERS:
***AKF GROUP***
1501 Broadway
New York, NY 10036 USA
TEL: 212 354 5656 FAX: 212 354 5668

GEOTECHNICAL ENGINEERS:
***Langan Engineering & Environmental Services***
21 Penn Plaza - 360 West 31st Street, 8th Floor
New York, NY 10001-2727
TEL: 212 479 5400 FAX: 212 479 5444

CODE CONSULTANTS:
***Construction Consulting Associates***
100 Church Street
New York, NY 10007
TEL: 212 385 1818 FAX: 212 385 1911

CURTAINWALL CONSULTANT:
***AJLP Consulting***
40 Worth Street, Suite 826
New York, NY 10013
TEL: 212 757 5659 FAX: 646 219 8508

LANDMARK/PRESERVATION CONSULTANT:
***Higgins Quasebarth & Partners LLC***
11 Hanover Square, 16th Floor
New York, NY 1005
TEL: 212 274 9468 FAX: 646 274 9380

LANDMARK/PRESERVATION CONSULTANT:
***Jan Hird Pokorny Associates, Inc.***
39 West 37th Street, 12A
New York, NY 10018
TEL: 212 759 6462 FAX: 212 759 6540


| No. | DESCRIPTION: | DATE: |
|---|---|---|
| 1 | CD PROGRESS ISSUE 1 | 15 OCT 14 |
| 2 | D.O.B. SUBMISSION | 05 DEC 14 |
| 3 | CD PROGRESS ISSUE 2 | 19 DEC 14 |
| 4 | D.O.B. SUBMISSION | 18 FEB 15 |
| 5 | CD PROGRESS ISSUE 3 | 09 MAR 15 |
| | D.O.B. SUBMISSION | 27 APR 15 |
| 6 | CD PROGRESS ISSUE 4 | 01 JUN 15 |
| | D.O.B. AMENDMENT 2 | 21 SEP 15 |
| 7 | CD PROGRESS ISSUE 6 | 02 NOV 15 |
| 8 | CMU, DRYWALL, HOLLOW METAL DOORS UP TO 12F | 14 JAN 16 |
| 9 | CD PROGRESS ISSUE 7 | 29 JAN 16 |
| 10 | CD ISSUE 8 - GMP SET | 31 MAR 16 |
| 11 | CD BULLETIN ISSUE - 1 | 22 APR 16 |
| | D.O.B. AMENDMENT 3 | 03 OCT 16 |

0 4' - 0" 8' - 0" 16' - 0"

**D.O.B. SUBMISSION**


Discrepancies must be reported immediately to the Architect before proceeding. Only figured dimensions are to be used. Contractors must check all dimensions on site. This drawing is protected by copyright.


ALL DIMENSIONS ARE SHOWN IN IMPERIAL.

CONSULTANT: AAI ARCHITECTS, P.C.

PROJECT:
**217 WEST 57TH STREET**
NEW YORK, NY

DRAWING TITLE:
10TH FLOOR PLAN
BUILDING CODE NOTES
(RESIDENTIAL AMENITIES)
(MFD-16TH FLOOR)

SEAL & SIGNATURE: REGISTERED ARCHITECT WILLIAM DAVID JAMIESON No. 028881 STATE OF NEW YORK

| | |
|---|---|
| DATE: | 15 OCT 14 |
| PROJECT No: | 1216-00 |
| DRAWN: Author | REV: |
| CHK: Checker | 11 |
| SCALE: 1/8" = 1'-0" | |
| DWG No: | A-045.02 |
| DOB PAGE No: | 49 of 454 |

DOB EMPLOYEE STAMP: DOB B-SCAN:


DEPT OF BLDGS 421263505 Job Number
ES1 F5057075 Scan Code
36" x 48" Arch E, SHEET SIZE
FILE NAME: C:\Revit Local Files\AAI\exTELL-865-AH-TWR-DOB_Check.rvt
PLOT DATE: Saturday, 8/2/14 7:13 PM

DEPT OF BLDGS 421206305 Job Number
E303117697 05 Scan Code

NO OCCUPANCY USE.

| EXIT STAIR SUMMARY - BC TABLE 1005.1 | | | | |
|---|---|---|---|---|
| STAIR DESIGNATION | STAIR WIDTH (IN) | STAIRWAYS (INCHES PER OCCUPANT) | STAIR CAPACITY | STAIR LOAD |
| | | | TOTAL (292) | TOTAL (0) |
| STAIR - A | 44" | 0.3 | 146 | 0 |
| STAIR - B | 44" | 0.3 | 146 | 0 |

| EXIT SELF CLOSING DOOR SUMMARY - BC TABLE 1005.1 | | | | |
|---|---|---|---|---|
| DOOR DESIGNATION | DOOR CLEAR WIDTH (IN) | DOORWAY (INCHES PER OCCUPANT) | DOOR CAPACITY | DOOR LOAD |
| | | | TOTAL (340) | TOTAL (0) |
| STAIR - A - DOOR | 34" | 0.2 | 170 | 0 |
| STAIR - B - DOOR | 34" | 0.2 | 170 | 0 |

| EXIT STAIR TREADS AND RISERS - BC TABLE 1009 | | | | |
|---|---|---|---|---|
| STAIR DESIGNATION | TREAD (IN) | RISER (IN) | NO. RISERS (FLOOR TO FLOOR) | MAX. FLIGHT VERTICAL RISE |
| STAIR - A | 9.5" | 7.75" | 99 | 76.00" |
| STAIR - B | 9.5" | 7.75" | 99 | 76.00" |

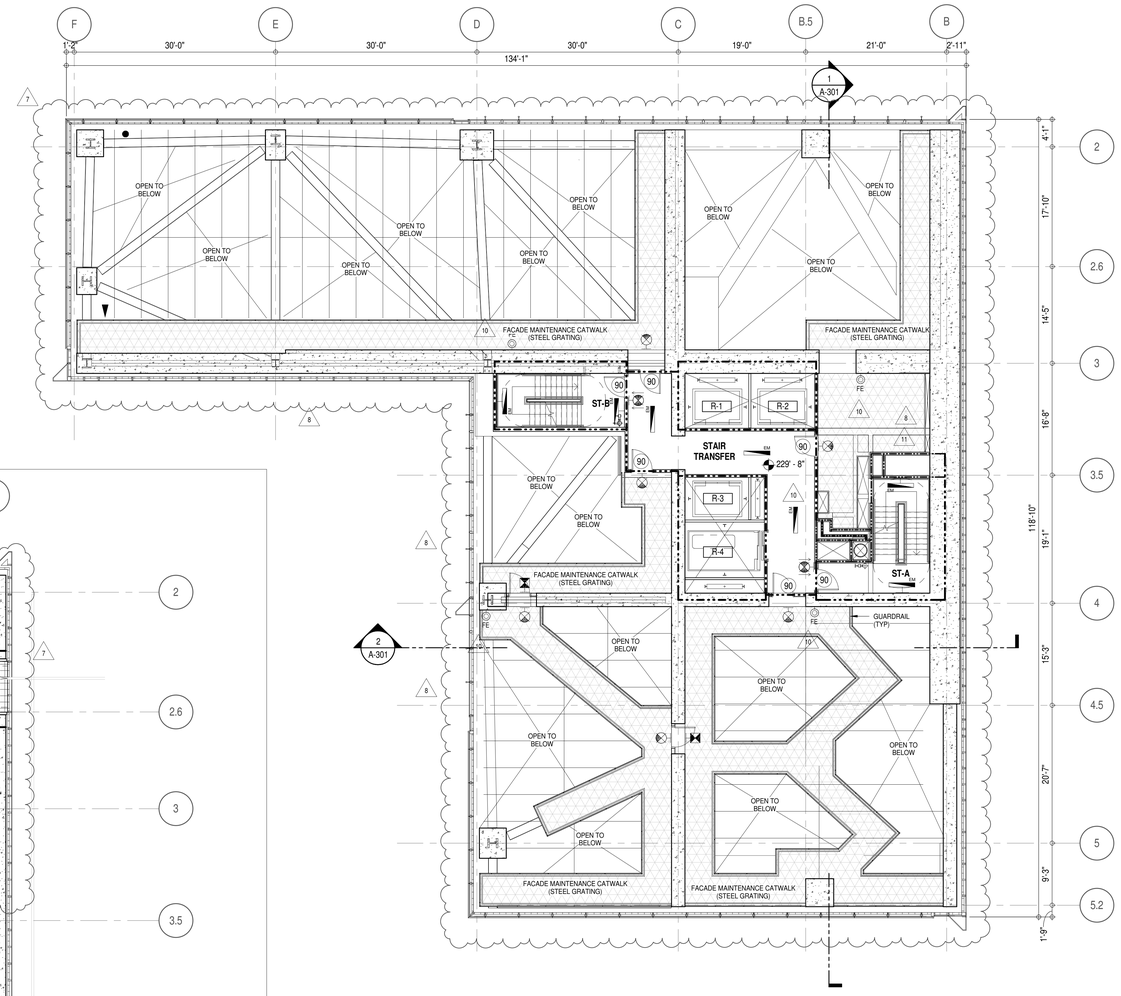


1 **10TH FLOOR INTERMEDIATE 1 AND 2**
A-301
1/8" = 1'-0"

INTERMEDIATE 1: 229 8
INTERNEDIATE 2: 255 - 0"

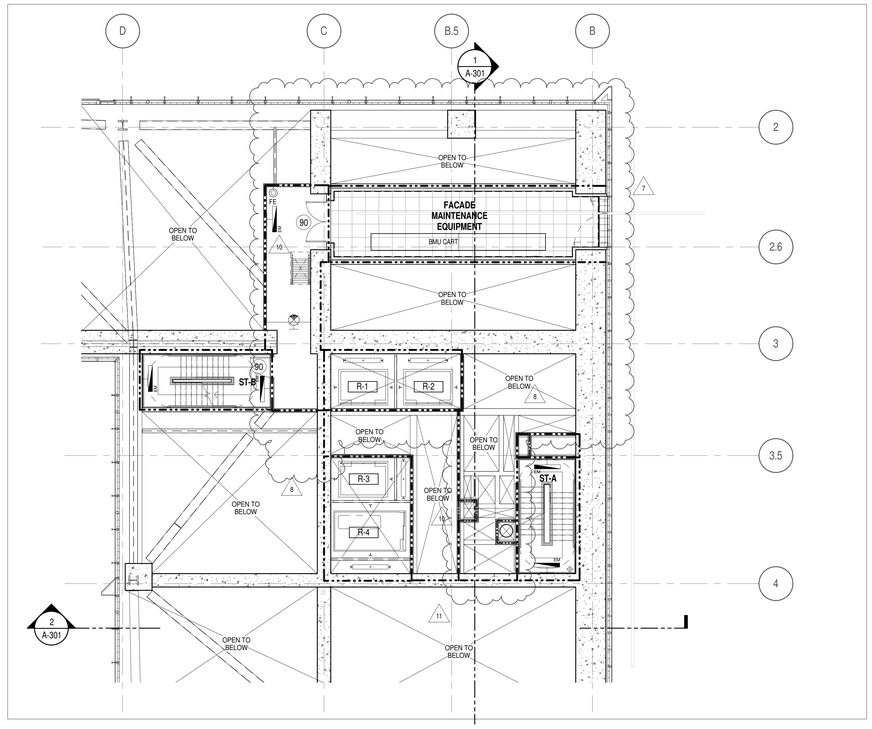


2 **11TH FLOOR BMU**
A-301
1/8" = 1'-0"

**EGRESS AND FIRE RATING LEGEND**

- ONE HOUR RATED PARTITION
- TWO HOUR RATED PARTITION
- THREE HOUR RATED PARTITION
- FOUR HOUR RATED PARTITION
- NON RATED SMOKE SEPARATION
- COMMON TRAVEL DISTANCE
- DEAD END
- MAXIMUM TRAVEL DISTANCE
- MAXIMUM TRAVEL DISTANCE WITHIN DWELLING UNIT

**SYMBOLS LEGEND**

- ILLUMINATED EXIT SIGN (ARROW INDICATES DIRECTION)
- ILLUMINATED EXIT SIGN (ARROW INDICATES DIRECTION)
- WALL MOUNTEDILLUMINATED EXIT SIGN (ARROW INDICATES DIRECTION)
- ILLUMINATED EXIT SIGN
- WALL MOUNTED ILLUMINATED NO EXIT SIGN
- WALL MOUNTED ILLUMINATED NO EXIT SIGN (ROOF ACCESS ONLY)
- ILLUMINATED NO EXIT SIGN
- ILLUMINATED NO EXIT SIGN (ROOF ACCESS ONLY)
- FEC FIRE EXTINGUISHER CABINET
- SPRINKLER HEAD (REFER TO FP DRAWINGS)
- STANDPIPE
- SPRINKLER RISER
- SIAMESE CONNECTION
- SMOKE DETECTOR
- SC SMOKE /CARBON MONOXIDE DETECTOR
- CEILING MOUNTED EMERGENCY LIGHT
- WALL MOUNTED EMERGENCY LIGHT
- 90 DOOR RATING (MINUTES)

KEY PLAN:

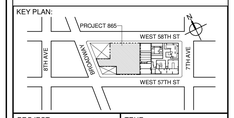


PROJECT NORTH

TRUE NORTH

DEVELOPER:
**EXTELL DEVELOPMENT COMPANY**
805 THIRD AVENUE, 7TH FLOOR
New York, NY 10022 USA
TEL: 212 712 6000 FAX: 212 712 6100

DESIGN ARCHITECT: Base Building Shell & Core
**ADRIAN SMITH + GORDON GILL ARCHITECTURE**
111 WEST MONROE STREET SUITE 2300
CHICAGO IL 60603
TEL: 312 920 1888 FAX: 312 920 1775

ARCHITECT OF RECORD: Base Building Shell & Core
**AAI ARCHITECTS, P.C.**
401 Wellington St. W., 3rd Floor
Toronto, ON M5V 1E7 Canada
TEL: 416 967 1500 FAX: 416 967 7150

STRUCTURAL ENGINEERS:
**WSP CANTOR SEINUK**
228 EAST 45th Street
New York, NY 10017 USA
TEL: 212 687 9888 FAX: 646 487 5501

MEP ENGINEERS:
**AKF GROUP**
1501 Broadway
New York, NY 10036 USA
TEL: 212 354 5656 FAX: 212 354 5668

GEOTECHNICAL ENGINEERS:
**Langan Engineering & Environmental Services**
21 Penn Plaza - 360 West 31st Street, 8th Floor
New York, NY 10001-2727
TEL: 212 479 5400 FAX: 212 479 5444

CODE CONSULTANTS:
**Construction Consulting Associates**
100 Church Street
New York, NY 10007
TEL: 212 385 1818 FAX: 212 385 1911

CURTAINWALL CONSULTANT:
**AJLP Consulting**
40 Worth Street, Suite 826
New York, NY 10013
TEL: 212 757 5659 FAX: 646 219 8508

LANDMARK/PRESERVATION CONSULTANT:
**Higgins Quasebarth & Partners LLC**
11 Hanover Square, 16th Floor
New York, NY 1005
TEL: 212 274 9468 FAX: 646 274 9380

LANDMARK/PRESERVATION CONSULTANT:
**Jan Hird Pokorny Associates, Inc.**
39 West 37th Street, 12A
New York, NY 10018
TEL: 212 759 6462 FAX: 212 759 6540

| No. | DESCRIPTION: | DATE: |
|---|---|---|
| 1 | CD PROGRESS ISSUE 1 | 15 OCT 14 |
| 2 | D.O.B. SUBMISSION | 05 DEC 14 |
| 3 | CD PROGRESS ISSUE 2 | 19 DEC 14 |
| 4 | D.O.B. SUBMISSION | 18 FEB 15 |
| 5 | CD PROGRESS ISSUE 3 | 09 MAR 15 |
| | D.O.B. SUBMISSION | 27 APR 15 |
| 6 | CD PROGRESS ISSUE 4 | 01 JUN 15 |
| | D.O.B. AMENDMENT 2 | 21 SEP 15 |
| 7 | CD PROGRESS ISSUE 6 | 02 NOV 15 |
| 8 | CMU, DRYWALL, HOLLOW METAL DOORS UP TO 12F | 14 JAN 16 |
| 9 | CD PROGRESS ISSUE 7 | 29 JAN 16 |
| 10 | CD ISSUE 8 - GMP SET | 31 MAR 16 |
| 11 | CD BULLETIN ISSUE - 7 | 14 SEP 16 |
| | D.O.B. AMENDMENT 3 | 03 OCT 16 |

**D.O.B. SUBMISSION**

Discrepancies must be reported immediately to the Architect before proceeding. Only figured dimensions are to be used. Contractors must check all dimensions on site. This drawing is protected by copyright.

ALL DIMENSIONS ARE SHOWN IN IMPERIAL.

CONSULTANT:
AAI ARCHITECTS, P.C.

PROJECT:
**217 WEST 57TH STREET**
NEW YORK, NY

DRAWING TITLE:
10TH INTERMEDIATE, 1, 2, AND 11TH FLOOR BMU PLAN BUILDING CODE NOTES (STAIR TRANSFER) (MFD-17TH-19TH FLOOR)

SEAL & SIGNATURE:
REGISTERED ARCHITECT WAYNE DAVID JANSSEN No. 026881 STATE OF NEW YORK

| | |
|---|---|
| DATE: | 15 OCT 14 |
| PROJECT No: | 1216-00 |
| DRAWN: Author | REV: |
| Chk: Checker | 11 |
| SCALE: 1/8" = 1'-0" | |
| DWG No: | A-046.02 |
| DOB PAGE No: | 50 of 454 |

DOB EMPLOYEE STAMP:

DOB B-SCAN:

36" x 48" Arch E, SHEET SIZE
FILE NAME:
PLOT DATE: 10/17/2016 3:50:27 PM

DEPT OF BLDGS 121230305 Job Number
E309961994503 Scan Code

**OCCUPANT LOADS SUMMARY 11TH FLOOR PLAN**

| OCCUPANCY | OCCUPANCY GROUP | AREA | OCCUPANCY LOAD FACTOR | OCCUPANT LOAD |
|---|---|---|---|---|
| MECHANICAL | F-2 | 9,018 SF | 300 SF | 31 |
| Grand total | | | | 31 |

**EXIT STAIR SUMMARY - BC TABLE 1005.1**

| STAIR DESIGNATION | STAIR WIDTH (IN) | STAIRWAYS (INCHES PER OCCUPANT) | STAIR CAPACITY | STAIR LOAD |
|---|---|---|---|---|
| | | | TOTAL (292) | TOTAL (31) |
| STAIR - A | 44" | 0.3 | 146 | 16 |
| STAIR - B | 44" | 0.3 | 146 | 15 |

**EXIT SELF CLOSING DOOR SUMMARY - BC TABLE 1005.1**

| DOOR DESIGNATION | DOOR CLEAR WIDTH (IN) | DOORWAY (INCHES PER OCCUPANT) | DOOR CAPACITY | DOOR LOAD |
|---|---|---|---|---|
| | | | TOTAL (340) | TOTAL (31) |
| STAIR - A - DOOR | 34" | 0.2 | 170 | 16 |
| STAIR - B - DOOR | 34" | 0.2 | 170 | 15 |

**EXIT STAIR TREADS AND RISERS - BC TABLE 1009**

| STAIR DESIGNATION | TREAD (IN) | RISER (IN) | NO. RISERS (FLOOR TO FLOOR) | MAX. FLIGHT VERTICAL RISE |
|---|---|---|---|---|
| STAIR - A | 9.5" | 7.75" | 59 | 77.31" |
| STAIR - B | 9.5" | 7.75" | 59 | 77.31" |

**LENGTH OF TRAVEL DISTANCE (WITH SPRINKLER SYSTEM)**

| OCCUPANCY GROUP | MAX. TRAVEL DISTANCE (BC TABLE 1015.1) | COMMON PATH OF EGRESS TRAVEL (BC 1013.3) | DEAD END (BC 1016.3) |
|---|---|---|---|
| F-2 | 250' | 100' | 50' |

* F-2 IS ACCESSORY TO RESIDENTIAL R-2

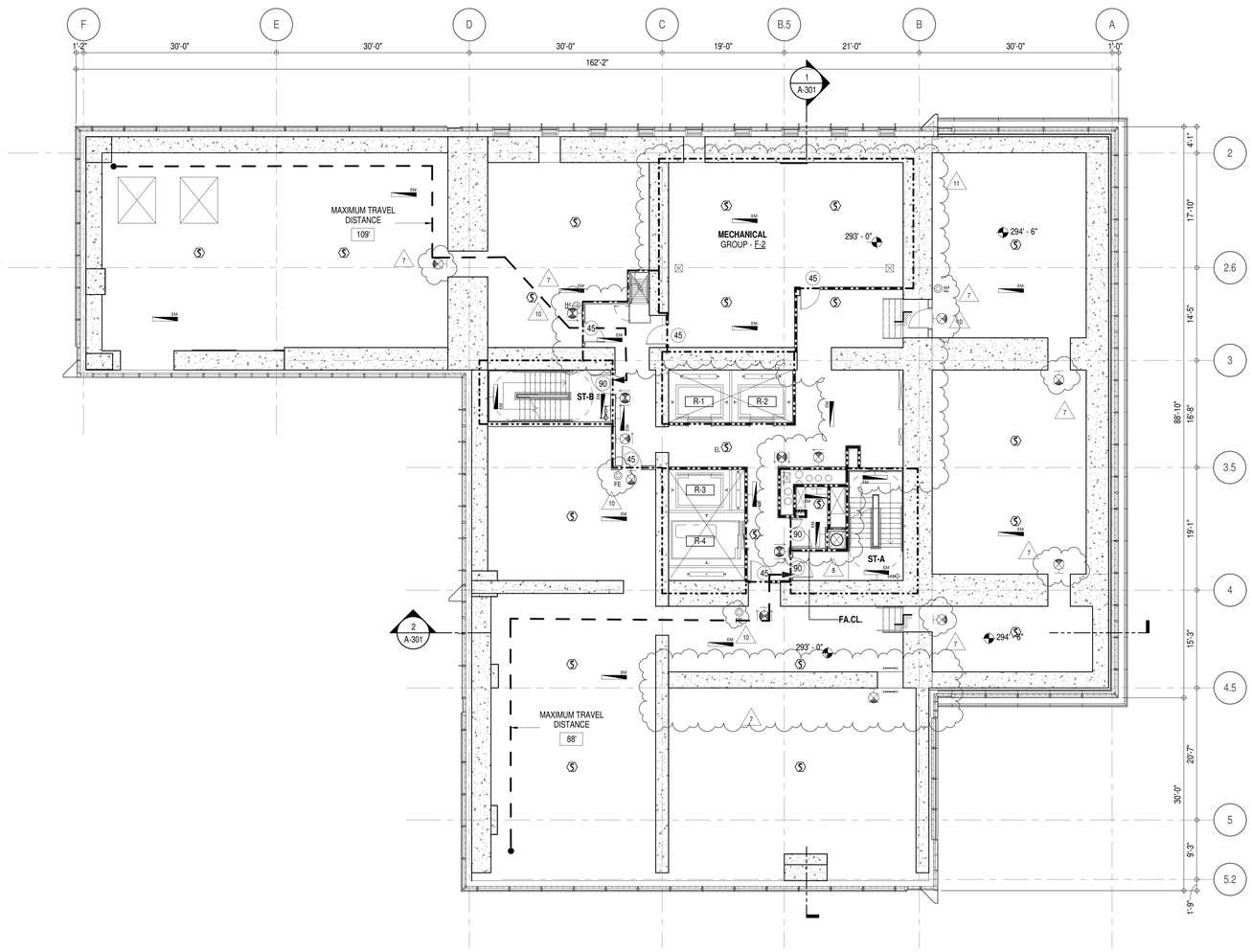


**EGRESS AND FIRE RATING LEGEND**

- ONE HOUR RATED PARTITION
- TWO HOUR RATED PARTITION
- THREE HOUR RATED PARTITION
- FOUR HOUR RATED PARTITION
- NON RATED SMOKE SEPARATION
- COMMON TRAVEL DISTANCE
- DEAD END
- MAXIMUM TRAVEL DISTANCE
- MAXIMUM TRAVEL DISTANCE WITHIN DWELLING UNIT

**SYMBOLS LEGEND**

- ILLUMINATED EXIT SIGN (ARROW INDICATES DIRECTION)
- ILLUMINATED EXIT SIGN (ARROW INDICATES DIRECTION)
- WALL MOUNTED/ILLUMINATED EXIT SIGN (ARROW INDICATES DIRECTION)
- ILLUMINATED EXIT SIGN
- WALL MOUNTED ILLUMINATED NO EXIT SIGN
- WALL MOUNTED ILLUMINATED NO EXIT SIGN (ROOF ACCESS ONLY)
- ILLUMINATED NO EXIT SIGN
- ILLUMINATED NO EXIT SIGN (ROOF ACCESS ONLY)
- FEC FIRE EXTINGUISHER CABINET
- SPRINKLER HEAD (REFER TO FP DRAWINGS)
- STANDPIPE
- SPRINKLER RISER
- SIAMESE CONNECTION
- SMOKE DETECTOR
- SC SMOKE /CARBON MONOXIDE DETECTOR
- EM CEILING MOUNTED EMERGENCY LIGHT
- EM WALL MOUNTED EMERGENCY LIGHT
- 90 DOOR RATING (MINUTES)

KEY PLAN:

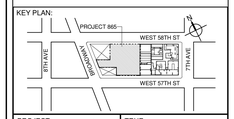


PROJECT NORTH | TRUE NORTH

DEVELOPER:
***EXTELL DEVELOPMENT COMPANY***
805 THIRD AVENUE, 7TH FLOOR
New York, NY 10022 USA
TEL: 212 712 6000 FAX: 212 712 6100

DESIGN ARCHITECT: Base Building Shell & Core
***ADRIAN SMITH + GORDON GILL ARCHITECTURE***
111 WEST MONROE STREET SUITE 2300
CHICAGO IL 60603
TEL: 312 920 1888 FAX: 312 920 1775

ARCHITECT OF RECORD: Base Building Shell & Core
***AAI ARCHITECTS, P.C.***
401 Wellington St. W., 3rd Floor
Toronto, ON M5V 1E7 Canada
TEL: 416 967 1500 FAX: 416 967 7150

STRUCTURAL ENGINEERS:
***WSP CANTOR SEINUK***
228 EAST 45th Street
New York, NY 10017 USA
TEL: 212 687 9888 FAX: 646 487 5501

MEP ENGINEERS:
***AKF GROUP***
1501 Broadway
New York, NY 10036 USA
TEL: 212.354.5656 FAX: 212 354 5668

GEOTECHNICAL ENGINEERS:
***Langan Engineering & Environmental Services***
21 Penn Plaza - 360 West 31st Street, 8th Floor
New York, NY 10001-2727
TEL: 212 479 5400 FAX: 212 479 5444

CODE CONSULTANTS:
***Construction Consulting Associates***
100 Church Street
New York, NY 10007
TEL: 212 385 1818 FAX: 212 385 1911

CURTAINWALL CONSULTANT:
***AJLP Consulting***
40 Worth Street, Suite 826
New York, NY 10013
TEL: 212 757 5659 FAX: 646 219 8508

LANDMARK/PRESERVATION CONSULTANT:
***Higgins Quasebarth & Partners LLC***
11 Hanover Square, 16th Floor
New York, NY 1005
TEL: 212 274 9468 FAX: 646 274 9380

LANDMARK/PRESERVATION CONSULTANT:
***Jan Hird Pokorny Associates, Inc.***
39 West 37th Street, 12A
New York, NY 10018
TEL: 212 759 6462 FAX: 212 759 6540

| No. | DESCRIPTION: | DATE: |
|---|---|---|
| 1 | CD PROGRESS ISSUE 1 | 15 OCT 14 |
| 2 | D.O.B. SUBMISSION | 05 DEC 14 |
| 3 | CD PROGRESS ISSUE 2 | 19 DEC 14 |
| 4 | D.O.B. SUBMISSION | 18 FEB 15 |
| 5 | CD PROGRESS ISSUE 3 | 09 MAR 15 |
| | D.O.B. SUBMISSION | 27 APR 15 |
| 6 | CD PROGRESS ISSUE 4 | 01 JUN 15 |
| | D.O.B. AMENDMENT 2 | 21 SEP 15 |
| 7 | CD PROGRESS ISSUE 6 | 02 NOV 15 |
| 8 | CMU, DRYWALL, HOLLOW METAL DOORS UP TO 12F | 14 JAN 16 |
| 9 | CD PROGRESS ISSUE 7 | 29 JAN 16 |
| 10 | CD ISSUE 8 - GMP SET | 31 MAR 16 |
| 11 | CD BULLETIN ISSUE - 7 | 14 SEP 16 |
| | D.O.B. AMENDMENT 3 | 03 OCT 16 |

0 4' - 0" 8' - 0" 16' - 0"

**D.O.B. SUBMISSION**

Discrepancies must be reported immediately to the Architect before proceeding. Only figured dimensions are to be used. Contractors must check all dimensions on site. This drawing is protected by copyright.

ALL DIMENSIONS ARE SHOWN IN IMPERIAL.

CONSULTANT:
AAI ARCHITECTS, P.C.

PROJECT:
**217 WEST 57TH STREET**
NEW YORK, NY

DRAWING TITLE:
12TH FLOOR PLAN
BUILDING CODE NOTES
(MECHANICAL) (MFD-20TH FLOOR)

SEAL & SIGNATURE:
REGISTERED ARCHITECT WILLIAE DAVID JANOSKI No. 028881 STATE OF NEW YORK

| | |
|---|---|
| DATE: | 15 OCT 14 |
| PROJECT No: | 1216-00 |
| DRAWN: Author | REV: |
| Chk: Checker | 11 |
| SCALE: 1/8" = 1'-0" | |
| DWG No: | A-047.02 |
| DOB PAGE No: | 51 of 454 |

DOB EMPLOYEE STAMP: | DOB B-SCAN:

36" x 48" Arch E, SHEET SIZE
FILE NAME:
PLOT DATE: 10/17/2016 5:53:32 PM

DEPT OF BLDGS 421263426 Job Number
E350365642463 Scan Code

**OCCUPANT LOADS SUMMARY 13TH FLOOR PLAN**

| OCCUPANCY | OCCUPANCY GROUP | AREA | OCCUPANCY LOAD FACTOR | OCCUPANT LOAD |
|---|---|---|---|---|
| SUITE A | R-2 | 2,397 SF | 200 SF | 12 |
| SUITE B | R-2 | 2,533 SF | 200 SF | 13 |
| SUITE C | R-2 | 2,403 SF | 200 SF | 13 |
| SUITE D | R-2 | 2,459 SF | 200 SF | 13 |
| Grand total | | | | 51 |

**EXIT STAIR SUMMARY - BC TABLE 1005.1**

| STAIR DESIGNATION | STAIR WIDTH (IN) | STAIRWAYS (INCHES PER OCCUPANT) | STAIR CAPACITY | STAIR LOAD |
|---|---|---|---|---|
| | | | TOTAL (292) | TOTAL (51) |
| STAIR - A | 44" | 0.3 | 146 | 25 |
| STAIR - B | 44" | 0.3 | 146 | 26 |

**EXIT SELF CLOSING DOOR SUMMARY - BC TABLE 1005.1**

| DOOR DESIGNATION | DOOR CLEAR WIDTH (IN) | DOORWAY (INCHES PER OCCUPANT) | DOOR CAPACITY | DOOR LOAD |
|---|---|---|---|---|
| | | | TOTAL (340) | TOTAL (51) |
| STAIR - A - DOOR | 34" | 0.2 | 170 | 25 |
| STAIR - B - DOOR | 34" | 0.2 | 170 | 26 |

**EXIT STAIR TREADS AND RISERS - BC TABLE 1009**

| STAIR DESIGNATION | TREAD (IN) | RISER (IN) | NO. RISERS (FLOOR TO FLOOR) | MAX. FLIGHT VERTICAL RISE |
|---|---|---|---|---|
| STAIR - A | 9.5" | 7.62" | 56 | 136.94" |
| STAIR - B | 9.5" | 7.62" | 56 | 74.74" |

**LENGTH OF TRAVEL DISTANCE (WITH SPRINKLER SYSTEM)**

| OCCUPANCY GROUP | MAX. TRAVEL DISTANCE (BC TABLE 1015.1) | COMMON PATH OF EGRESS TRAVEL (BC 1013.3) | DEAD END (BC 1016.3) |
|---|---|---|---|
| R-2 | 200' | 125' | 40' |

**SUITE EXIT DOOR SUMMARY**

| DOOR DESIGNATION | DOOR WIDTH (IN) |
|---|---|
| SUITE A DOOR | 36" |
| SUITE B DOOR | 36" |
| SUITE C DOOR | 36" |
| SUITE D DOOR | 36" |
| SUITE E DOOR | 36" |

**MULTI DWELLING LAW**

SECTION 103.1 (b) EGRESS FROM APARTMENT
MAXIMUM TRAVEL DISTANCE TO MEANS OF EGRESS FROM ANY ROOM WITHIN APARTMENT

50'

**RESTROOM TYPES**

| NAME | TYPE | DETAIL DRAWINGS |
|---|---|---|
| MB-C01 | ADAPTABLE | 1/A-973 |
| MB-C01 | ADAPTABLE | 1/A-973 |
| MB-C01B | ADAPTABLE | 1/A-979 |
| MB-C01C | ADAPTABLE | 7/A-979 |
| PR-C01 | ADAPTABLE | 1/A-988 |
| PR-C01 | ADAPTABLE | 1/A-988 |
| PR-C02 | ADAPTABLE | 6/A-988 |
| PR-C02 | ADAPTABLE | 6/A-988 |
| SB-A01 | A | 1/A-970 |
| SB-A01 | A | 1/A-970 |
| SB-A01 | A | 1/A-970 |
| SB-A01 | A | 1/A-970 |
| TB-C01 | ADAPTABLE | 1/A-981 |
| TB-C01 | ADAPTABLE | 1/A-981 |
| TB-C02 | ADAPTABLE | 10/A-981 |
| TB-C10 | ADAPTABLE | 1/A-984 |

**KITCHENS**

| NAME | DETAIL DRAWINGS |
|---|---|
| KIT-A | 1/A-950 |
| KIT-B / LIVING / DINING | 5/A-950 |
| KIT-C / LIVING / DINING | 1/A-951 |
| KTT-D | 7/A-951 |

**LIGHT & AIR CALCULATION 13TH FLOOR**

| Room Name | Floor Area | LIGHT REQUIREMENT <BC-1205> REQ'D % of Light | PROVIDED Natural Light # of Curtain Wall Panels (5' typ.)** | Area of Vision Glass | % of Natural Light | AIR REQUIREMENT <BC-1203> REQ'D % of Air | PROVIDED Natural Ventilating Openings # of Operable Windows* | Area of Ventilating Openings | % of Natural Air |
|---|---|---|---|---|---|---|---|---|---|
| SUITE A | | | | | | | | | |
| BEDROOM 2 | 148 SF | 10% | 3.0 | 75.00 SF | 50.73% | 5% | 1 | 12.18 SF | 8.24% |
| BEDROOM 3 | 149 SF | 10% | 1.5 | 37.50 SF | 25.19% | 5% | 1 | 12.18 SF | 8.18% |
| KIT-A | 112 SF | 10% | 1.0 | 25.00 SF | 22.24% | 5% | 1 | 12.18 SF | 10.84% |
| LIVING ROOM | 435 SF | 10% | 4.0 | 100.00 SF | 22.97% | 5% | 2 | 24.36 SF | 5.60% |
| MASTER BEDROOM | 217 SF | 10% | 4.0 | 100.00 SF | 46.01% | 5% | 2 | 24.36 SF | 11.21% |
| SUITE B | | | | | | | | | |
| BEDROOM 2 | 151 SF | 10% | 2.0 | 50.00 SF | 33.07% | 5% | 1 | 12.18 SF | 8.06% |
| BEDROOM 3 | 165 SF | 10% | 2.0 | 50.00 SF | 30.22% | 5% | 1 | 12.18 SF | 7.36% |
| KIT-B / LIVING / DINING | 640 SF | 10% | 4.0 | 100.00 SF | 15.62% | ***2.5% | 2 | 24.36 SF | 3.80% |
| MASTER BEDROOM | 201 SF | 10% | 2.0 | 50.00 SF | 24.91% | 5% | 1 | 12.18 SF | 6.07% |
| SUITE C | | | | | | | | | |
| BEDROOM 2 | 155 SF | 10% | 2.0 | 50.00 SF | 32.22% | 5% | 1 | 12.18 SF | 7.85% |
| BEDROOM 3 | 147 SF | 10% | 2.0 | 50.00 SF | 34.10% | 5% | 1 | 12.18 SF | 8.31% |
| KIT-C / LIVING / DINING | 578 SF | 10% | 6.0 | 150.00 SF | 25.97% | 5% | 3 | 36.54 SF | 6.33% |
| MASTER BEDROOM | 211 SF | 10% | 3.0 | 75.00 SF | 35.47% | 5% | 1 | 12.18 SF | 5.76% |
| SUITE D | | | | | | | | | |
| BEDROOM 2 | 148 SF | 10% | 1.0 | 25.00 SF | 16.88% | 5% | 1 | 12.18 SF | 8.22% |
| BEDROOM 3 | 154 SF | 10% | 2.0 | 50.00 SF | 32.57% | 5% | 1 | 12.18 SF | 7.93% |
| KTT-D | 77 SF | N / A | | | | N / A | | | |
| LIVING/DINING | 333 SF | 10% | 6.0 | 150.00 SF | 45.05% | 5% | 2 | 24.36 SF | 7.32% |
| MASTER BEDROOM | 205 SF | 10% | 2.5 | 62.50 SF | 30.49% | 5% | 1 | 12.18 SF | 5.94% |

*AREA OF VENTILATING OPENING / UNIT: 12.18 SF

**AREA OF NATURAL LIGHT SOURCES: 25.00 SF
(BASED ON THE MINIMUM AREA PROVIDED FROM 5'-0" MODULE W/ SPLIT MULLION)

*** 2.5% AIR IS REQUIRED PER BC 1203.4.1.2.1 EXCEPTION 1

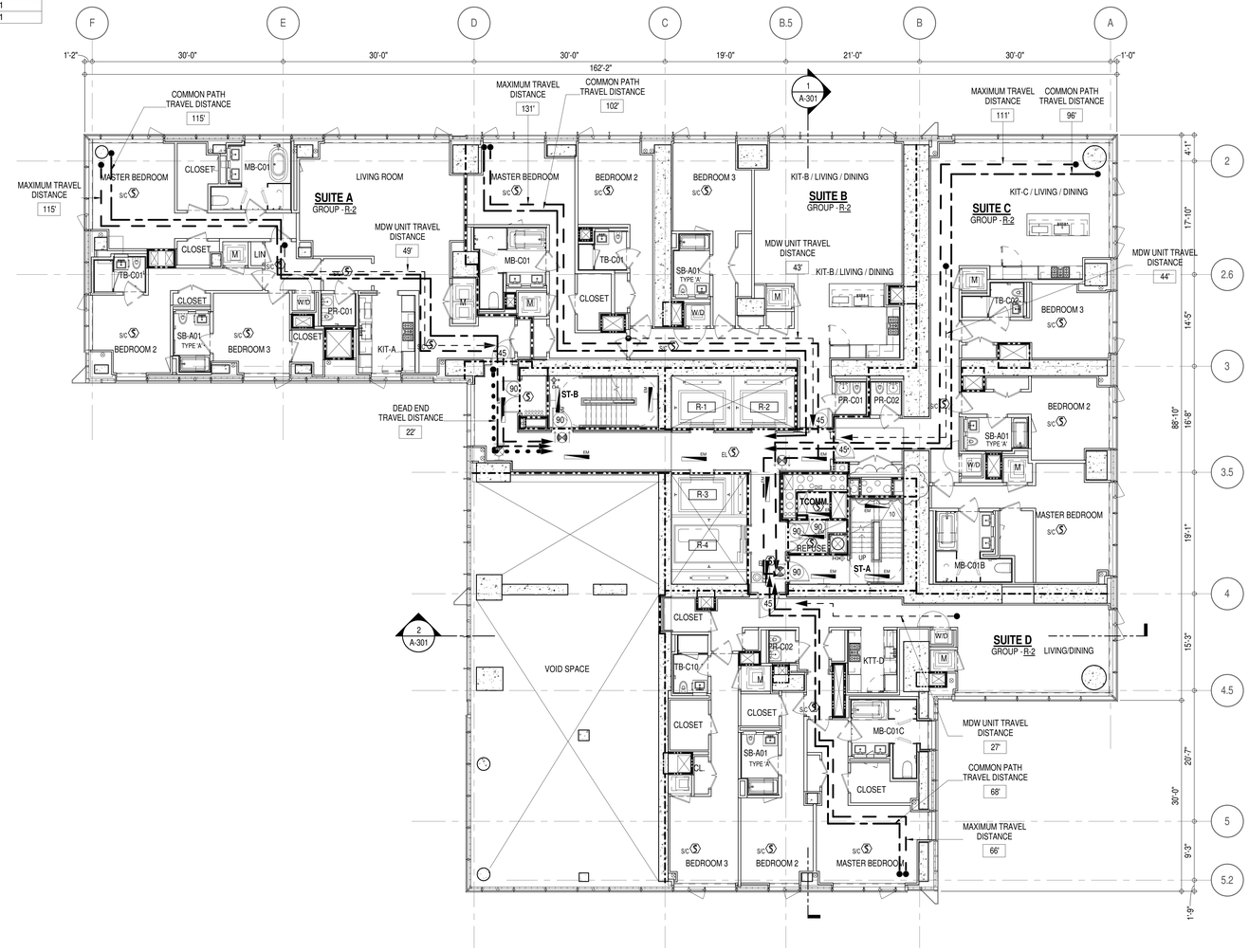


**EGRESS AND FIRE RATING LEGEND**

- ONE HOUR RATED PARTITION
- TWO HOUR RATED PARTITION
- THREE HOUR RATED PARTITION
- FOUR HOUR RATED PARTITION
- NON RATED SMOKE SEPARATION
- COMMON TRAVEL DISTANCE
- DEAD END
- MAXIMUM TRAVEL DISTANCE
- MAXIMUM TRAVEL DISTANCE WITHIN DWELLING UNIT

**SYMBOLS LEGEND**

- ILLUMINATED EXIT SIGN (ARROW INDICATES DIRECTION)
- ILLUMINATED EXIT SIGN (ARROW INDICATES DIRECTION)
- WALL MOUNTED/ILLUMINATED EXIT SIGN (ARROW INDICATES DIRECTION)
- ILLUMINATED EXIT SIGN
- WALL MOUNTED ILLUMINATED NO EXIT SIGN
- WALL MOUNTED ILLUMINATED NO EXIT SIGN (ROOF ACCESS ONLY)
- ILLUMINATED NO EXIT SIGN
- ILLUMINATED NO EXIT SIGN (ROOF ACCESS ONLY)
- FEC FIRE EXTINGUISHER CABINET
- SPRINKLER HEAD (REFER TO FP DRAWINGS)
- STANDPIPE
- SPRINKLER RISER
- SIAMESE CONNECTION
- SMOKE DETECTOR
- SC SMOKE /CARBON MONOXIDE DETECTOR
- EM CEILING MOUNTED EMERGENCY LIGHT
- EM WALL MOUNTED EMERGENCY LIGHT
- 90 DOOR RATING (MINUTES)

**SYMBOLS LEGEND**

- REVERSIBLE DOOR SWING
- W/D STACKED W/D TO BE REPLACED BY ACCESSIBLE COMBINATION UNIT AT REQUEST OF DWELLING UNIT OWNER
- M MECHANICAL UNIT

KEY PLAN:

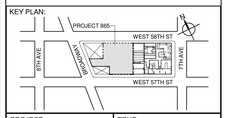


PROJECT NORTH
TRUE NORTH

DEVELOPER:
**EXTELL DEVELOPMENT COMPANY**
805 THIRD AVENUE, 7TH FLOOR
New York, NY 10022 USA
TEL: 212 712 6000 FAX: 212 712 6100

DESIGN ARCHITECT: Base Building Shell & Core
**ADRIAN SMITH + GORDON GILL ARCHITECTURE**
111 WEST MONROE STREET SUITE 2300
CHICAGO IL 60603
TEL: 312 920 1888 FAX: 312 920 1775

ARCHITECT OF RECORD: Base Building Shell & Core
**AAI ARCHITECTS, P.C.**
401 Wellington St. W., 3rd Floor
Toronto, ON M5V 1E7 Canada
TEL: 416 967 1500 FAX: 416 967 7150

STRUCTURAL ENGINEERS:
**WSP CANTOR SEINUK**
228 EAST 45th Street
New York, NY 10017 USA
TEL: 212 687 9888 FAX: 646 487 5501

MEP ENGINEERS:
**AKF GROUP**
1501 Broadway
New York, NY 10036 USA
TEL: 212 354 5656 FAX: 212 354 5668

GEOTECHNICAL ENGINEERS:
**Langan Engineering & Environmental Services**
21 Penn Plaza - 360 West 31st Street, 8th Floor
New York, NY 10001-2727
TEL: 212 479 5400 FAX: 212 479 5444

CODE CONSULTANTS:
**Construction Consulting Associates**
100 Church Street
New York, NY 10007
TEL: 212 385 1818 FAX: 212 385 1911

CURTAINWALL CONSULTANT:
**AJLP Consulting**
40 Worth Street, Suite 826
New York, NY 10013
TEL: 212 757 5659 FAX: 646 219 8508

LANDMARK/PRESERVATION CONSULTANT:
**Higgins Quasebarth & Partners LLC**
11 Hanover Square, 16th Floor
New York, NY 1005
TEL: 212 274 9468 FAX: 646 274 9380

LANDMARK/PRESERVATION CONSULTANT:
**Jan Hird Pokorny Associates, Inc.**
39 West 37th Street, 12A
New York, NY 10018
TEL: 212 759 6462 FAX: 212 759 6540

| No. | DESCRIPTION: | DATE: |
|---|---|---|
| 1 | CD PROGRESS ISSUE 1 | 15 OCT 14 |
| 2 | D.O.B. SUBMISSION | 05 DEC 14 |
| 3 | CD PROGRESS ISSUE 2 | 19 DEC 14 |
| 4 | D.O.B. SUBMISSION | 18 FEB 15 |
| 5 | CD PROGRESS ISSUE 3 | 09 MAR 15 |
| | D.O.B. SUBMISSION | 27 APR 15 |
| 6 | CD PROGRESS ISSUE 4 | 01 JUN 15 |
| | D.O.B. AMENDMENT 2 | 21 SEP 15 |
| 7 | CD PROGRESS ISSUE 6 | 02 NOV 15 |
| 8 | CD PROGRESS ISSUE 7 | 29 JAN 16 |
| 9 | CD ISSUE 8 - GMP SET | 31 MAR 16 |
| 10 | CD BULLETIN ISSUE - 7 | 14 SEP 16 |
| | D.O.B. AMENDMENT 3 | 03 OCT 16 |

**D.O.B. SUBMISSION**

Discrepancies must be reported immediately to the Architect before proceeding. Only figured dimensions are to be used. Contractors must check all dimensions on site. This drawing is protected by copyright.

ALL DIMENSIONS ARE SHOWN IN IMPERIAL.

CONSULTANT:
AAI ARCHITECTS, P.C.

PROJECT:
**217 WEST 57TH STREET**
NEW YORK, NY

DRAWING TITLE:
13TH - FLOOR PLAN
BUILDING CODE NOTES
(RESIDENTIAL-TIER 1) (MFD-32ND FLOOR)

SEAL & SIGNATURE: REGISTERED ARCHITECT ANDREW DAVID JANKOWSKI NY 028881 STATE OF NEW YORK

| | |
|---|---|
| DATE: | 15 OCT 14 |
| PROJECT No: | 1216-00 |
| DRAWN: Author | REV: |
| CHK: Checker | 10 |
| SCALE: 1/8" = 1'-0" | |
| DWG No: | A-048.02 |
| DOB PAGE No: | 52 of 454 |

DOB EMPLOYEE STAMP: DOB B-SCAN:

36" x 48" Arch E, SHEET SIZE
FILE NAME:
PLOT DATE: 10/17/2016 5:37:34 PM

36" x 48" Arch E -SHEET SIZE

DEPT OF BLDGS 121328205 Job Number

ES940835869 Scan Code

| OCCUPANT LOADS SUMMARY 14TH - 16TH FLOOR PLAN | | | | |
|---|---|---|---|---|
| OCCUPANCY | OCCUPANCY GROUP | AREA | OCCUPANCY LOAD FACTOR | OCCUPANT LOAD |
| SUITE A | R-2 | 2,425 SF | 200 SF | 13 |
| SUITE B | R-2 | 2,552 SF | 200 SF | 13 |
| SUITE C | R-2 | 2,380 SF | 200 SF | 12 |
| SUITE D | R-2 | 1,854 SF | 200 SF | 10 |
| SUITE E | R-2 | 553 SF | 200 SF | 3 |
| SUITE F | R-2 | 2,053 SF | 200 SF | 11 |
| Grand total | | | | 62 |

| EXIT STAIR SUMMARY - BC TABLE 1005.1 | | | | |
|---|---|---|---|---|
| STAIR DESIGNATION | STAIR WIDTH (IN) | STAIRWAYS (INCHES PER OCCUPANT) | STAIR CAPACITY | STAIR LOAD |
| | | | TOTAL (292) | TOTAL (62) |
| STAIR - A | 44" | 0.3 | 146 | 31 |
| STAIR - B | 44" | 0.3 | 146 | 31 |

| EXIT SELF CLOSING DOOR SUMMARY - BC TABLE 1005.1 | | | | |
|---|---|---|---|---|
| DOOR DESIGNATION | DOOR CLEAR WIDTH (IN) | DOORWAY (INCHES PER OCCUPANT) | DOOR CAPACITY | DOOR LOAD |
| | | | TOTAL (340) | TOTAL (62) |
| STAIR - A - DOOR | 34" | 0.2 | 170 | 31 |
| STAIR - B - DOOR | 34" | 0.2 | 170 | 31 |

| EXIT STAIR TREADS AND RISERS - BC TABLE 1009 | | | | |
|---|---|---|---|---|
| STAIR DESIGNATION | TREAD (IN) | RISER (IN) | NO. RISERS (FLOOR TO FLOOR) | MAX. FLIGHT VERTICAL RISE |
| STAIR - A | 9.5" | 7.5" | 19 | 59.81" |
| STAIR - B | 9.5" | 7.5" | 19 | 74.75" |

| LENGTH OF TRAVEL DISTANCE (WITH SPRINKLER SYSTEM) | | | |
|---|---|---|---|
| OCCUPANCY GROUP | MAX. TRAVEL DISTANCE (BC TABLE 1015.1) | COMMON PATH OF EGRESS TRAVEL (BC 1013.3) | DEAD END (BC 1016.3) |
| R-2 | 200' | 125' | 40' |

| SUITE EXIT DOOR SUMMARY | |
|---|---|
| DOOR DESIGNATION | DOOR WIDTH (IN) |
| SUITE A DOOR | 36" |
| SUITE B DOOR | 36" |
| SUITE C DOOR | 36" |
| SUITE D DOOR | 36" |
| SUITE E DOOR | 36" |
| SUITE F DOOR | 36" |

| MULTI DWELLING LAW |
|---|
| SECTION 103.1 (b) EGRESS FROM APARTMENT MAXIMUM TRAVEL DISTANCE TO MEANS OF EGRESS FROM ANY ROOM WITHIN APARTMENT |
| 50' |

| RESTROOM TYPES | | |
|---|---|---|
| NAME | TYPE | DETAIL DRAWINGS |
| MB-C01 | ADAPTABLE | 1/A-973 |
| MB-C01 | ADAPTABLE | 1/A-973 |
| MB-C01B | ADAPTABLE | 1/A-979 |
| MB-C01B | ADAPTABLE | 1/A-979 |
| MB-C01C | ADAPTABLE | 7/A-979 |
| MB-C02 | P * | 10/A-973 |
| PR-C01 | ADAPTABLE | 1/A-988 |
| PR-C01 | ADAPTABLE | 1/A-988 |
| PR-C02 | ADAPTABLE | 6/A-988 |
| PR-C02 | ADAPTABLE | 6/A-988 |
| PR-C02 | ADAPTABLE | 6/A-988 |
| SB-A01 | A | 1/A-970 |
| SB-A01 | A | 1/A-970 |
| SB-A01 | A | 1/A-970 |
| SB-A01 | A | 1/A-970 |
| SB-A01 | A | 1/A-970 |
| TB-C01 | ADAPTABLE | 1/A-981 |
| TB-C01 | ADAPTABLE | 1/A-981 |
| TB-C02 | ADAPTABLE | 10/A-981 |

* APPENDIX "P" BATHROOM OF THE NEW YORK BUILDING CODE

| KITCHENS | |
|---|---|
| NAME | DETAIL DRAWINGS |
| KIT-A | 1/A-950 |
| KIT-B / LIVING / DINING | 5/A-950 |
| KIT-C / LIVING / DINING | 1/A-951 |
| KIT-E | 14/A-952 |
| KIT-F | 4/A-952 |
| KTT-D | 7/A-951 |

## LIGHT & AIR CALCULATION 14TH - 16TH FLOOR

| Room Name | Floor Area | LIGHT REQUIREMENT <BC-1205> REQ'D % of Light | PROVIDED Natural Light: # of Curtain Wall Panels (5' typ.)** | Area of Vision Glass | % of Natural Light | AIR REQUIREMENT <BC-1203> REQ'D % of Air | PROVIDED Natural Ventilating Openings: # of Operable Windows* | Area of Ventilating Openings | % of Natural Air |
|---|---|---|---|---|---|---|---|---|---|
| SUITE A | | | | | | | | | |
| BEDROOM 2 | 151 SF | 10% | 3.0 | 75.00 SF | 49.58% | 5% | 1 | 12.18 SF | 8.05% |
| BEDROOM 3 | 149 SF | 10% | 1.5 | 37.50 SF | 25.15% | 5% | 1 | 12.18 SF | 8.17% |
| KIT-A | 113 SF | 10% | 1.0 | 25.00 SF | 22.10% | 5% | 1 | 12.18 SF | 10.77% |
| LIVING ROOM | 435 SF | 10% | 4.0 | 100.00 SF | 22.98% | 5% | 2 | 24.36 SF | 5.60% |
| MASTER BEDROOM | 217 SF | 10% | 4.0 | 100.00 SF | 46.06% | 5% | 2 | 24.36 SF | 11.22% |
| SUITE B | | | | | | | | | |
| BEDROOM 2 | 151 SF | 10% | 2.0 | 50.00 SF | 33.04% | 5% | 1 | 12.18 SF | 8.05% |
| BEDROOM 3 | 165 SF | 10% | 2.0 | 50.00 SF | 30.21% | 5% | 1 | 12.18 SF | 7.36% |
| KIT-B / LIVING / DINING | 638 SF | 10% | 4.0 | 100.00 SF | 15.69% | ***2.5% | 2 | 24.36 SF | 3.82% |
| MASTER BEDROOM | 199 SF | 10% | 2.0 | 50.00 SF | 25.12% | 5% | 1 | 12.18 SF | 6.12% |
| SUITE C | | | | | | | | | |
| BEDROOM 2 | 155 SF | 10% | 2.0 | 50.00 SF | 32.22% | 5% | 1 | 12.18 SF | 7.85% |
| BEDROOM 3 | 145 SF | 10% | 2.0 | 50.00 SF | 34.40% | 5% | 1 | 12.18 SF | 8.38% |
| KIT-C / LIVING / DINING | 576 SF | 10% | 6.0 | 150.00 SF | 26.03% | 5% | 3 | 36.54 SF | 6.34% |
| MASTER BEDROOM | 212 SF | 10% | 3.0 | 75.00 SF | 35.45% | 5% | 1 | 12.18 SF | 5.76% |
| SUITE D | | | | | | | | | |
| BEDROOM 2 | 148 SF | 10% | 1.0 | 25.00 SF | 16.86% | 5% | 1 | 12.18 SF | 8.22% |
| KTT-D | 77 SF | 10% | | | | | | | |
| LIVING/DINING | 336 SF | 10% | 6.0 | 150.00 SF | 44.67% | 5% | 2 | 24.36 SF | 7.25% |
| MASTER BEDROOM | 205 SF | 10% | 3.0 | 75.00 SF | 36.57% | 5% | 1 | 12.18 SF | 5.94% |
| SUITE E | | | | | | | | | |
| BEDROOM 3 | 151 SF | 10% | 2.0 | 50.00 SF | 33.22% | 5% | 1 | 12.18 SF | 8.09% |
| KIT-E | 47 SF | 10% | | | | | | | |
| SUITE F | | | | | | | | | |
| BEDROOM 2 | 160 SF | 10% | 1.0 | 25.00 SF | 15.65% | 5% | 1 | 12.18 SF | 7.63% |
| KIT-F | 137 SF | 10% | 2.0 | 50.00 SF | 36.48% | 5% | 1 | 12.18 SF | 8.89% |
| LIVING / DINING | 477 SF | 10% | 5.5 | 137.50 SF | 28.80% | 5% | 3 | 36.54 SF | 7.65% |
| MASTER BEDROOM | 201 SF | 10% | 2.0 | 50.00 SF | 24.83% | 5% | 1 | 12.18 SF | 6.05% |

*AREA OF VENTILATING OPENING / UNIT: 12.18 SF

**AREA OF NATURAL LIGHT SOURCES: 25.00 SF
(BASED ON THE MINIMUM AREA PROVIDED FROM 5'-0" MODULE W/ SPLIT MULLION)

*** 2.5% AIR IS REQUIRED PER BC 1203.4.1.2.1 EXCEPTION 1

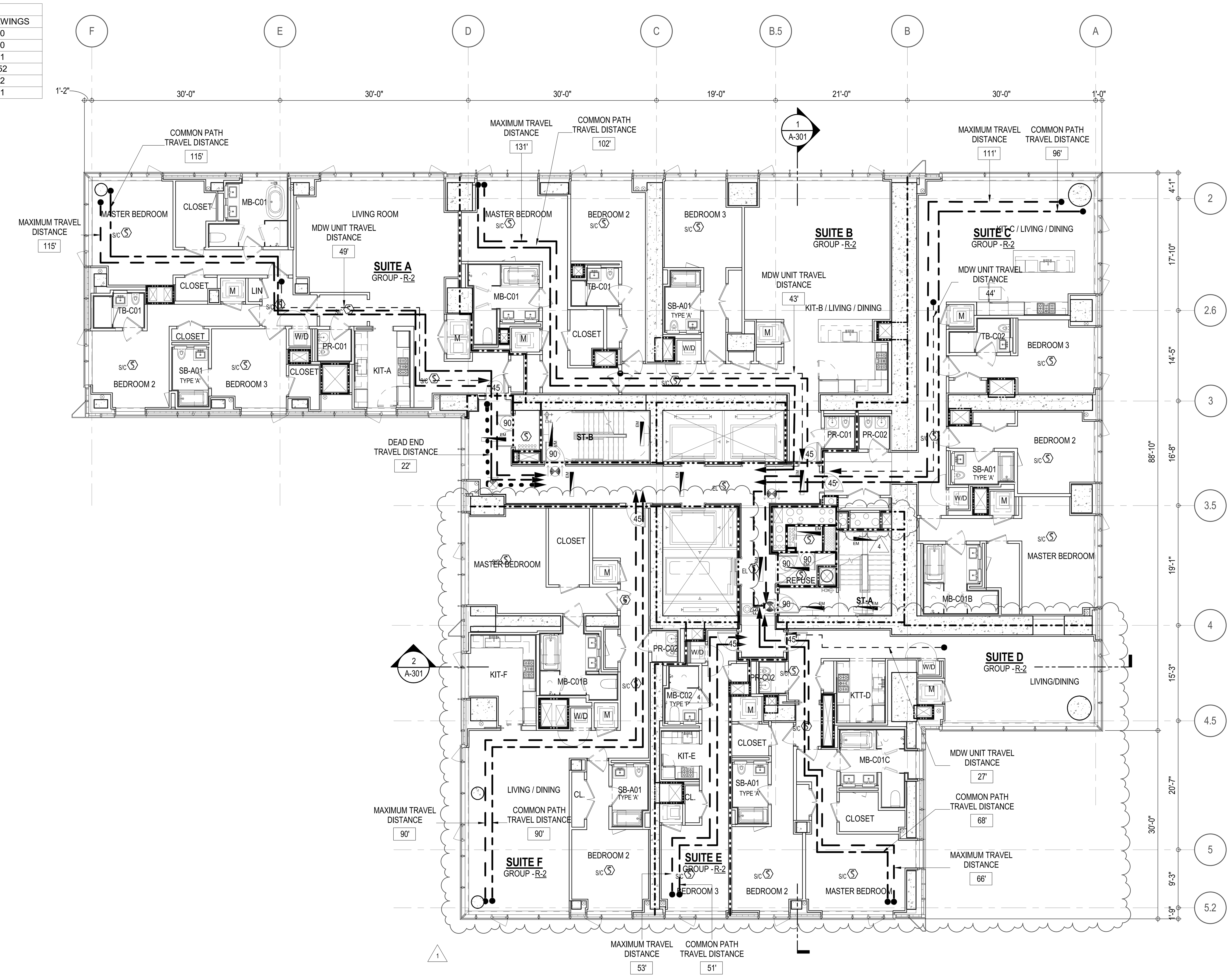


**EGRESS AND FIRE RATING LEGEND**

- ONE HOUR RATED PARTITION
- TWO HOUR RATED PARTITION
- THREE HOUR RATED PARTITION
- FOUR HOUR RATED PARTITION
- NON RATED SMOKE SEPARATION
- COMMON TRAVEL DISTANCE
- DEAD END
- MAXIMUM TRAVEL DISTANCE
- MAXIMUM TRAVEL DISTANCE WITHIN DWELLING UNIT

**SYMBOLS LEGEND**

- ILLUMINATED EXIT SIGN (ARROW INDICATES DIRECTION)
- ILLUMINATED EXIT SIGN (ARROW INDICATES DIRECTION)
- WALL MOUNTEDILLUMINATED EXIT SIGN (ARROW INDICATES DIRECTION)
- ILLUMINATED EXIT SIGN
- WALL MOUNTED ILLUMINATED NO EXIT SIGN
- WALL MOUNTED ILLUMINATED NO EXIT SIGN (ROOF ACCESS ONLY)
- ILLUMINATED NO EXIT SIGN
- ILLUMINATED NO EXIT SIGN (ROOF ACCESS ONLY)
- FEC FIRE EXTINGUISHER CABINET
- SPRINKLER HEAD (REFER TO FP DRAWINGS)
- STANDPIPE
- SPRINKLER RISER
- SIAMESE CONNECTION
- SMOKE DETECTOR
- S/C SMOKE /CARBON MONOXIDE DETECTOR
- EM CEILING MOUNTED EMERGENCY LIGHT
- EM WALL MOUNTED EMERGENCY LIGHT
- 90 DOOR RATING (MINUTES)

**SYMBOLS LEGEND**

- REVERSIBLE DOOR SWING
- W/D STACKED W/D TO BE REPLACED BY ACCESSIBLE COMBINATION UNIT AT REQUEST OF DWELLING UNIT OWNER
- M MECHANICAL UNIT

FILE NAME: C:\Revit Local Files\X-Misc\EXTELL-865-AAI-TWR-DOB_Chris.rvt
PLOT DATE: 01-Nov-16 12:33:35 PM

KEY PLAN:

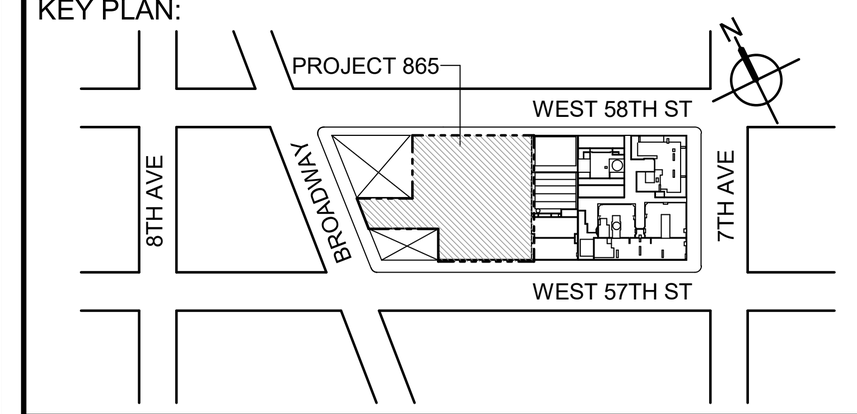


PROJECT NORTH | TRUE NORTH


DEVELOPER:
**EXTELL DEVELOPMENT COMPANY**
805 THIRD AVENUE, 7TH FLOOR
New York, NY 10022 USA
TEL: 212 712 6000 FAX: 212 712 6100

DESIGN ARCHITECT: Base Building Shell & Core
**ADRIAN SMITH + GORDON GILL ARCHITECTURE**
111 WEST MONROE STREET SUITE 2300
CHICAGO IL 60603
TEL: 312 920 1888 FAX: 312 920 1775

ARCHITECT OF RECORD: Base Building Shell & Core
**AAI ARCHITECTS, P.C.**
401 Wellington St. W., 3rd Floor
Toronto, ON M5V 1E7 Canada
TEL: 416 967 1500 FAX: 416 967 7150

STRUCTURAL ENGINEERS:
**WSP CANTOR SEINUK**
228 EAST 45th Street
New York, NY 10017 USA
TEL: 212 687 9888 FAX: 646 487 5501

MEP ENGINEERS:
**AKF GROUP**
1501 Broadway
New York, NY 10036 USA
TEL: 212 354 5656 FAX: 212 354 5668

GEOTECHNICAL ENGINEERS:
**Langan Engineering & Environmental Services**
21 Penn Plaza - 360 West 31st Street, 8th Floor
New York, NY 10001-2727
TEL: 212 479 5400 FAX: 212 479 5444

CODE CONSULTANTS:
**Construction Consulting Associates**
100 Church Street
New York, NY 10007
TEL: 212 385 1818 FAX: 212 385 1911

CURTAINWALL CONSULTANT:
**AJLP Consulting**
40 Worth Street. Suite 826
New York, NY 10013
TEL: 212 757 5659 FAX: 646 219 8508

LANDMARK/PRESERVATION CONSULTANT:
**Higgins Quasebarth & Partners LLC**
11 Hanover Square, 16th Floor
New York, NY 1005
TEL: 212 274 9468 FAX: 646 274 9380

LANDMARK/PRESERVATION CONSULTANT:
**Jan Hird Pokorny Associates, Inc.**
39 West 37th Street, 12A
New York, NY 10018
TEL: 212 759 6462 FAX: 212 759 6540


| No. | DESCRIPTION: | DATE: |
|---|---|---|
| | D.O.B. AMENDMENT 2 | 21 SEP 15 |
| 1 | CD PROGRESS ISSUE 6 | 02 NOV 15 |
| 2 | CD PROGRESS ISSUE 7 | 29 JAN 16 |
| 3 | CD ISSUE 8 - GMP SET | 31 MAR 16 |
| 4 | CD BULLETIN ISSUE - 7 | 14 SEP 16 |
| | D.O.B. AMENDMENT 3 | 03 OCT 16 |

**D.O.B. SUBMISSION**


Discrepancies must be reported immediately to the Architect before proceeding. Only figured dimensions are to be used. Contractors must check all dimensions on site. This drawing is protected by copyright.


ALL DIMENSIONS ARE SHOWN IN IMPERIAL.

CONSULTANT:
AAI ARCHITECTS, P.C.

PROJECT:
**217 WEST 57TH STREET**
NEW YORK, NY

DRAWING TITLE:
14TH - 16TH FLOOR PLAN
BUILDING CODE NOTES
(RESIDENTIAL-TIER 1)
(MFD-33RD-3TH FLOOR)

SEAL & SIGNATURE: REGISTERED ARCHITECT WIEPKE DAVID JANSEN No. 028881 STATE OF NEW YORK

| DATE: | 21 SEP 15 |
|---|---|
| PROJECT No: | 1216-00 |
| DRAWN: Author | REV: 4 |
| CHK: Checker | |
| SCALE: 1/8" = 1'-0" | |
| DWG No: | **A-049.02** |
| DOB PAGE No: | 53 of 454 |

DOB EMPLOYEE STAMP: | DOB B-SCAN:

36" x 48" Arch E -SHEET SIZE

DEPT OF BLDGS 121328205 Job Number
ES068351827 Scan Code

| OCCUPANT LOADS SUMMARY 17TH - 18TH FLOOR PLAN | | | | |
|---|---|---|---|---|
| OCCUPANCY | OCCUPANCY GROUP | AREA | OCCUPANCY LOAD FACTOR | OCCUPANT LOAD |
| SUITE A | R-2 | 2,412 SF | 200 SF | 13 |
| SUITE B | R-2 | 2,533 SF | 200 SF | 13 |
| SUITE C | R-2 | 2,381 SF | 200 SF | 12 |
| SUITE D | R-2 | 1,833 SF | 200 SF | 10 |
| SUITE E | R-2 | 557 SF | 200 SF | 3 |
| SUITE F | R-2 | 2,050 SF | 200 SF | 11 |
| Grand total | | | | 62 |

| EXIT STAIR SUMMARY - BC TABLE 1005.1 | | | | |
|---|---|---|---|---|
| STAIR DESIGNATION | STAIR WIDTH (IN) | STAIRWAYS (INCHES PER OCCUPANT) | STAIR CAPACITY | STAIR LOAD |
| | | | TOTAL (292) | TOTAL (62) |
| STAIR - A | 44" | 0.3 | 146 | 31 |
| STAIR - B | 44" | 0.3 | 146 | 31 |

| EXIT SELF CLOSING DOOR SUMMARY - BC TABLE 1005.1 | | | | |
|---|---|---|---|---|
| DOOR DESIGNATION | DOOR CLEAR WIDTH (IN) | DOORWAY (INCHES PER OCCUPANT) | DOOR CAPACITY | DOOR LOAD |
| | | | TOTAL (340) | TOTAL (62) |
| STAIR - A - DOOR | 34" | 0.2 | 170 | 31 |
| STAIR - B - DOOR | 34" | 0.2 | 170 | 31 |

| EXIT STAIR TREADS AND RISERS - BC TABLE 1009 | | | | |
|---|---|---|---|---|
| STAIR DESIGNATION | TREAD (IN) | RISER (IN) | NO. RISERS (FLOOR TO FLOOR) | MAX. FLIGHT VERTICAL RISE |
| STAIR - A | 9.5" | 7.7" | 19 | 59.81" |
| STAIR - B | 9.5" | 7.5" | 19 | 74.75" |

| LENGTH OF TRAVEL DISTANCE (WITH SPRINKLER SYSTEM) | | | |
|---|---|---|---|
| OCCUPANCY GROUP | MAX. TRAVEL DISTANCE (BC TABLE 1015.1) | COMMON PATH OF EGRESS TRAVEL (BC 1013.3) | DEAD END (BC 1016.3) |
| R-2 | 200' | 125' | 40' |

| SUITE EXIT DOOR SUMMARY | |
|---|---|
| DOOR DESIGNATION | DOOR WIDTH (IN) |
| SUITE A DOOR | 36" |
| SUITE B DOOR | 36" |
| SUITE C DOOR | 36" |
| SUITE D DOOR | 36" |
| SUITE E DOOR | 36" |
| SUITE F DOOR | 36" |

| MULTI DWELLING LAW |
|---|
| SECTION 103.1 (b) EGRESS FROM APARTMENT MAXIMUM TRAVEL DISTANCE TO MEANS OF EGRESS FROM ANY ROOM WITHIN APARTMENT |
| 50' |

| RESTROOM TYPES | | |
|---|---|---|
| NAME | TYPE | DETAIL DRAWINGS |
| MB-C01 | ADAPTABLE | 1/A-973 |
| MB-C01 | ADAPTABLE | 1/A-973 |
| MB-C01B | ADAPTABLE | 1/A-979 |
| MB-C01B | ADAPTABLE | 1/A-979 |
| MB-C01C | ADAPTABLE | 7/A-979 |
| MB-C02 | P * | 10/A-973 |
| PR-C01 | ADAPTABLE | 1/A-988 |
| PR-C01 | ADAPTABLE | 1/A-988 |
| PR-C02 | ADAPTABLE | 6/A-988 |
| PR-C02 | ADAPTABLE | 6/A-988 |
| PR-C02 | ADAPTABLE | 6/A-988 |
| SB-A01 | A | 1/A-970 |
| SB-A01 | A | 1/A-970 |
| SB-A01 | A | 1/A-970 |
| SB-A01 | A | 1/A-970 |
| SB-A01 | A | 1/A-970 |
| TB-C01 | ADAPTABLE | 1/A-981 |
| TB-C01 | ADAPTABLE | 1/A-981 |
| TB-C02 | ADAPTABLE | 10/A-981 |

* APPENDIX "P" BATHROOM OF THE NEW YORK BUILDING CODE

| KITCHENS | |
|---|---|
| NAME | DETAIL DRAWINGS |
| KIT-A | 1/A-950 |
| KIT-B / LIVING / DINING | 5/A-950 |
| KIT-C / LIVING / DINING | 1/A-951 |
| KIT-E | 14/A-952 |
| KIT-F | 4/A-952 |
| KTT-D | 7/A-951 |

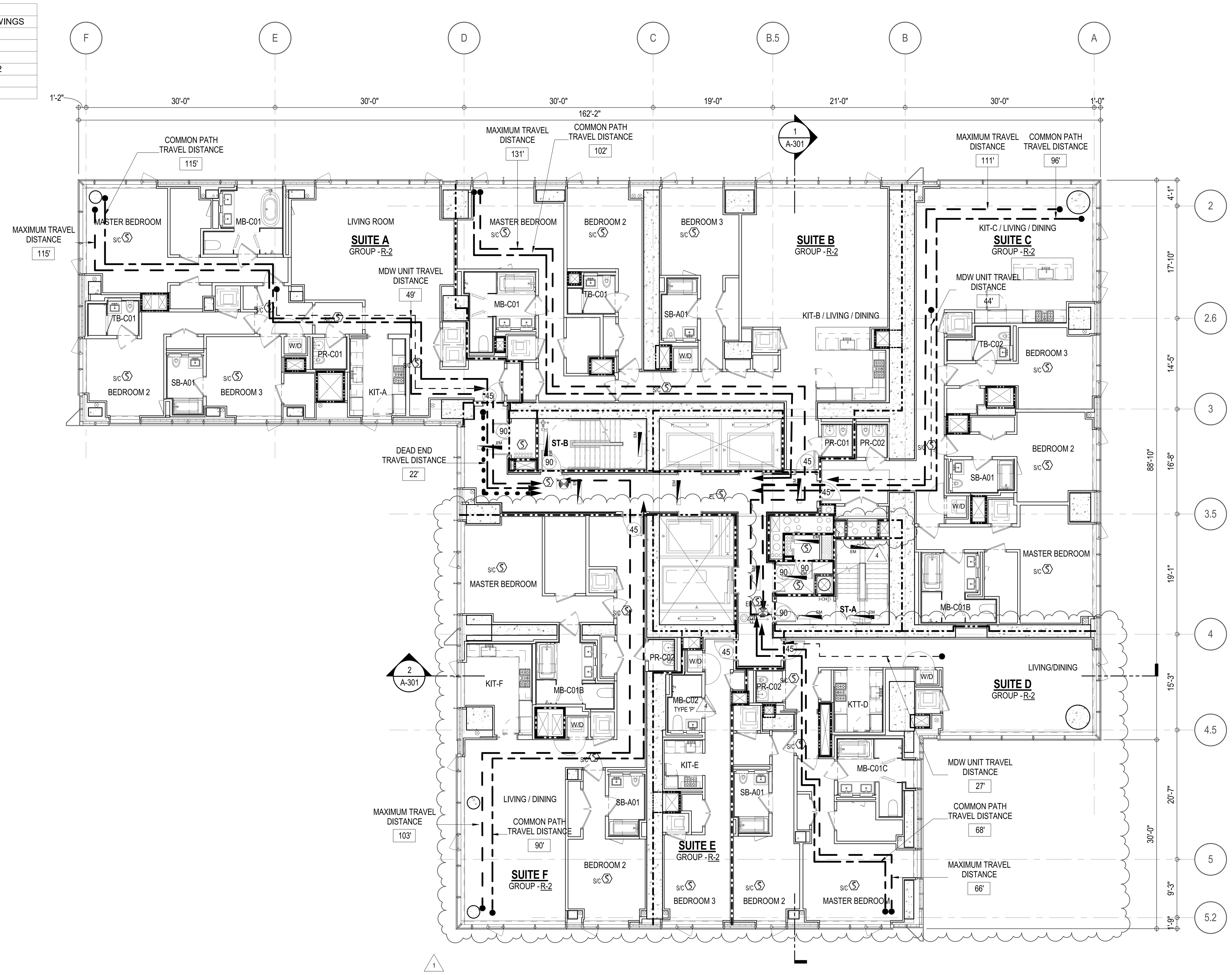


| LIGHT & AIR CALCULATION 17TH - 18TH FLOOR | | | | | | | | | |
|---|---|---|---|---|---|---|---|---|---|
| | | LIGHT REQUIREMENT <BC-1205> | | | | AIR REQUIREMENT <BC-1203> | | | |
| | | | PROVIDED Natural Light | | | | PROVIDED Natural Ventilating Openings | | |
| Room Name | Floor Area | REQ'D % of Light | # of Curtain Wall Panels (5' typ.)** | Area of Vision Glass | % of Natural Light | REQ'D % of Air | # of Operable Windows* | Area of Ventilating Openings | % of Natural Air |
| SUITE A | | | | | | | | | |
| BEDROOM 2 | 151 SF | 10% | 3.0 | 75.00 SF | 49.58% | 5% | 1 | 12.18 SF | 8.05% |
| BEDROOM 3 | 150 SF | 10% | 1.5 | 37.50 SF | 24.94% | 5% | 1 | 12.18 SF | 8.10% |
| KIT-A | 113 SF | 10% | 1.0 | 25.00 SF | 22.10% | 5% | 1 | 12.18 SF | 10.77% |
| LIVING ROOM | 436 SF | 10% | 4.0 | 100.00 SF | 22.92% | 5% | 2 | 24.36 SF | 5.58% |
| MASTER BEDROOM | 217 SF | 10% | 4.0 | 100.00 SF | 46.06% | 5% | 2 | 24.36 SF | 11.22% |
| SUITE B | | | | | | | | | |
| BEDROOM 2 | 153 SF | 10% | 2.0 | 50.00 SF | 32.66% | 5% | 1 | 12.18 SF | 7.96% |
| BEDROOM 3 | 167 SF | 10% | 2.0 | 50.00 SF | 29.97% | 5% | 1 | 12.18 SF | 7.30% |
| KIT-B / LIVING / DINING | 639 SF | 10% | 4.0 | 100.00 SF | 15.64% | ***2.5% | 2 | 24.36 SF | 3.81% |
| MASTER BEDROOM | 200 SF | 10% | 2.0 | 50.00 SF | 25.01% | 5% | 1 | 12.18 SF | 6.09% |
| SUITE C | | | | | | | | | |
| BEDROOM 2 | 168 SF | 10% | 2.0 | 50.00 SF | 29.78% | 5% | 1 | 12.18 SF | 7.26% |
| BEDROOM 3 | 154 SF | 10% | 2.0 | 50.00 SF | 32.37% | 5% | 1 | 12.18 SF | 7.88% |
| KIT-C / LIVING / DINING | 578 SF | 10% | 6.0 | 150.00 SF | 25.97% | 5% | 3 | 36.54 SF | 6.33% |
| MASTER BEDROOM | 212 SF | 10% | 3.0 | 75.00 SF | 35.45% | 5% | 1 | 12.18 SF | 5.76% |
| SUITE D | | | | | | | | | |
| BEDROOM 2 | 139 SF | 10% | 1.0 | 25.00 SF | 17.98% | 5% | 1 | 12.18 SF | 8.76% |
| KTT-D | 77 SF | 10% | | | | | | | |
| LIVING/DINING | 336 SF | 10% | 6.0 | 150.00 SF | 44.67% | 5% | 2 | 24.36 SF | 7.25% |
| MASTER BEDROOM | 208 SF | 10% | 3.0 | 75.00 SF | 36.10% | 5% | 1 | 12.18 SF | 5.86% |
| SUITE E | | | | | | | | | |
| BEDROOM 3 | 147 SF | 10% | 2.0 | 50.00 SF | 33.97% | 5% | 1 | 12.18 SF | 8.28% |
| KIT-E | 46 SF | 10% | | | | | | | |
| SUITE F | | | | | | | | | |
| BEDROOM 2 | 159 SF | 10% | 1.0 | 25.00 SF | 15.74% | 5% | 1 | 12.18 SF | 7.67% |
| KIT-F | 138 SF | 10% | 2.0 | 50.00 SF | 36.14% | 5% | 1 | 12.18 SF | 8.80% |
| LIVING / DINING | 478 SF | 10% | 5.5 | 137.50 SF | 28.77% | 5% | 3 | 36.54 SF | 7.65% |
| MASTER BEDROOM | 202 SF | 10% | 2.0 | 50.00 SF | 24.73% | 5% | 1 | 12.18 SF | 6.02% |

*AREA OF VENTILATING OPENING / UNIT: 12.18 SF

**AREA OF NATURAL LIGHT SOURCES: 25.00 SF
(BASED ON THE MINIMUM AREA PROVIDED FROM 5'-0" MODULE W/ SPLIT MULLION)

*** 2.5% AIR IS REQUIRED PER BC 1203.4.1.2.1 EXCEPTION 1

**EGRESS AND FIRE RATING LEGEND**

- ONE HOUR RATED PARTITION
- TWO HOUR RATED PARTITION
- THREE HOUR RATED PARTITION
- FOUR HOUR RATED PARTITION
- NON RATED SMOKE SEPARATION
- COMMON TRAVEL DISTANCE
- DEAD END
- MAXIMUM TRAVEL DISTANCE
- MAXIMUM TRAVEL DISTANCE WITHIN DWELLING UNIT

**SYMBOLS LEGEND**

- ILLUMINATED EXIT SIGN (ARROW INDICATES DIRECTION)
- ILLUMINATED EXIT SIGN (ARROW INDICATES DIRECTION)
- WALL MOUNTEDILLUMINATED EXIT SIGN (ARROW INDICATES DIRECTION)
- ILLUMINATED EXIT SIGN
- WALL MOUNTED ILLUMINATED NO EXIT SIGN
- WALL MOUNTED ILLUMINATED NO EXIT SIGN (ROOF ACCESS ONLY)
- ILLUMINATED NO EXIT SIGN
- ILLUMINATED NO EXIT SIGN (ROOF ACCESS ONLY)
- FEC FIRE EXTINGUISHER CABINET
- SPRINKLER HEAD (REFER TO FP DRAWINGS)
- STANDPIPE
- SPRINKLER RISER
- SIAMESE CONNECTION
- SMOKE DETECTOR
- S/C SMOKE /CARBON MONOXIDE DETECTOR
- EM CEILING MOUNTED EMERGENCY LIGHT
- EM WALL MOUNTED EMERGENCY LIGHT
- 90 DOOR RATING (MINUTES)

**SYMBOLS LEGEND**

- REVERSIBLE DOOR SWING
- W/D STACKED W/D TO BE REPLACED BY ACCESSIBLE COMBINATION UNIT AT REQUEST OF DWELLING UNIT OWNER
- M MECHANICAL UNIT

KEY PLAN:

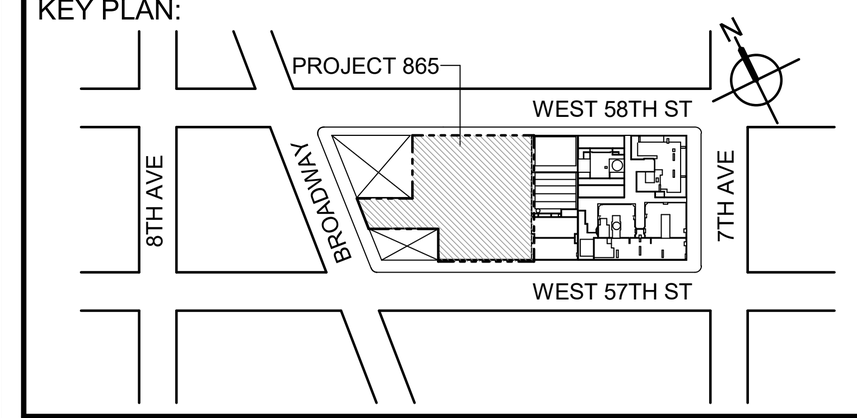


PROJECT NORTH

TRUE NORTH

DEVELOPER:
**EXTELL DEVELOPMENT COMPANY**
805 THIRD AVENUE, 7TH FLOOR
New York, NY 10022 USA
TEL: 212 712 6000 FAX: 212 712 6100

DESIGN ARCHITECT: Base Building Shell & Core
**ADRIAN SMITH + GORDON GILL ARCHITECTURE**
111 WEST MONROE STREET SUITE 2300
CHICAGO IL 60603
TEL: 312 920 1888 FAX: 312 920 1775

ARCHITECT OF RECORD: Base Building Shell & Core
**AAI ARCHITECTS, P.C.**
401 Wellington St. W., 3rd Floor
Toronto, ON M5V 1E7 Canada
TEL: 416 967 1500 FAX: 416 967 7150

STRUCTURAL ENGINEERS:
**WSP CANTOR SEINUK**
228 EAST 45th Street
New York, NY 10017 USA
TEL: 212 687 9888 FAX: 646 487 5501

MEP ENGINEERS:
**AKF GROUP**
1501 Broadway
New York, NY 10036 USA
TEL: 212 354 5656 FAX: 212 354 5668

GEOTECHNICAL ENGINEERS:
**Langan Engineering & Environmental Services**
21 Penn Plaza - 360 West 31st Street, 8th Floor
New York, NY 10001-2727
TEL: 212 479 5400 FAX: 212 479 5444

CODE CONSULTANTS:
**Construction Consulting Associates**
100 Church Street
New York, NY 10007
TEL: 212 385 1818 FAX: 212 385 1911

CURTAINWALL CONSULTANT:
**AJLP Consulting**
40 Worth Street. Suite 826
New York, NY 10013
TEL: 212 757 5659 FAX: 646 219 8508

LANDMARK/PRESERVATION CONSULTANT:
**Higgins Quasebarth & Partners LLC**
11 Hanover Square, 16th Floor
New York, NY 1005
TEL: 212 274 9468 FAX: 646 274 9380

LANDMARK/PRESERVATION CONSULTANT:
**Jan Hird Pokorny Associates, Inc.**
39 West 37th Street, 12A
New York, NY 10018
TEL: 212 759 6462 FAX: 212 759 6540

| No. | DESCRIPTION: | DATE: |
|---|---|---|
| | D.O.B. AMENDMENT 2 | 21 SEP 15 |
| 1 | CD PROGRESS ISSUE 6 | 02 NOV 15 |
| 2 | CD PROGRESS ISSUE 7 | 29 JAN 16 |
| 3 | CD ISSUE 8 - GMP SET | 31 MAR 16 |
| 4 | CD BULLETIN ISSUE - 7 | 14 SEP 16 |
| | D.O.B. AMENDMENT 3 | 03 OCT 16 |

**D.O.B. SUBMISSION**

Discrepancies must be reported immediately to the Architect before proceeding. Only figured dimensions are to be used. Contractors must check all dimensions on site. This drawing is protected by copyright.

ALL DIMENSIONS ARE SHOWN IN IMPERIAL.

CONSULTANT:
AAI ARCHITECTS, P.C.

PROJECT:
**217 WEST 57TH STREET**
NEW YORK, NY

DRAWING TITLE:
17TH - 18TH FLOOR PLAN
BUILDING CODE NOTES
(RESIDENTIAL-TIER 1)
(MFD-36TH-37TH FLOOR)

SEAL & SIGNATURE: REGISTERED ARCHITECT WIEPKE DAVID JANSEN No. 028881 STATE OF NEW YORK

| | |
|---|---|
| DATE: | 21 SEP 15 |
| PROJECT No: | 1216-00 |
| DRAWN: Author | REV: 4 |
| CHK: Checker | |
| SCALE: 1/8" = 1'-0" | |
| DWG No: | A-050.02 |
| DOB PAGE No: | 54 of 454 |

DOB EMPLOYEE STAMP:
DOB B-SCAN:

FILE NAME: C:\Revit Local Files\X-Misc\EXTELL-865-AAI-TWR-DOB_Chris.rvt
PLOT DATE: 01-Nov-16 1:58:30 PM

36" x 48" Arch E -SHEET SIZE

DEPT OF BLDGS 121328205 Job Number
ES492401833 Scan Code

| OCCUPANT LOADS SUMMARY 19TH FLOOR PLAN | | | | |
|---|---|---|---|---|
| OCCUPANCY | OCCUPANCY GROUP | AREA | OCCUPANCY LOAD FACTOR | OCCUPANT LOAD |
| SUITE A | R-2 | 2,426 SF | 200 SF | 13 |
| SUITE B | R-2 | 2,552 SF | 200 SF | 13 |
| SUITE C | R-2 | 2,374 SF | 200 SF | 12 |
| SUITE D | R-2 | 1,841 SF | 200 SF | 10 |
| SUITE E | R-2 | 547 SF | 200 SF | 3 |
| SUITE F | R-2 | 2,051 SF | 200 SF | 11 |
| Grand total | | | | 62 |

| EXIT STAIR SUMMARY - BC TABLE 1005.1 | | | | |
|---|---|---|---|---|
| STAIR DESIGNATION | STAIR WIDTH (IN) | STAIRWAYS (INCHES PER OCCUPANT) | STAIR CAPACITY | STAIR LOAD |
| | | | TOTAL (292) | TOTAL (62) |
| STAIR - A | 44" | 0.3 | 146 | 31 |
| STAIR - B | 44" | 0.3 | 146 | 31 |

| EXIT SELF CLOSING DOOR SUMMARY - BC TABLE 1005.1 | | | | |
|---|---|---|---|---|
| DOOR DESIGNATION | DOOR CLEAR WIDTH (IN) | DOORWAY (INCHES PER OCCUPANT) | DOOR CAPACITY | DOOR LOAD |
| | | | TOTAL (340) | TOTAL (62) |
| STAIR - A - DOOR | 34" | 0.2 | 170 | 31 |
| STAIR - B - DOOR | 34" | 0.2 | 170 | 31 |

| EXIT STAIR TREADS AND RISERS - BC TABLE 1009 | | | | |
|---|---|---|---|---|
| STAIR DESIGNATION | TREAD (IN) | RISER (IN) | NO. RISERS (FLOOR TO FLOOR) | MAX. FLIGHT VERTICAL RISE |
| STAIR - A | 9.5" | 7.5" | 19 | 59.81" |
| STAIR - B | 9.5" | 7.5" | 19 | 74.75" |

| LENGTH OF TRAVEL DISTANCE (WITH SPRINKLER SYSTEM) | | | |
|---|---|---|---|
| OCCUPANCY GROUP | MAX. TRAVEL DISTANCE (BC TABLE 1015.1) | COMMON PATH OF EGRESS TRAVEL (BC 1013.3) | DEAD END (BC 1016.3) |
| R-2 | 200' | 125' | 40' |

| SUITE EXIT DOOR SUMMARY | |
|---|---|
| DOOR DESIGNATION | DOOR WIDTH (IN) |
| SUITE A DOOR | 36" |
| SUITE B DOOR | 36" |
| SUITE C DOOR | 36" |
| SUITE D DOOR | 36" |
| SUITE E DOOR | 36" |
| SUITE F DOOR | 36" |

| MULTI DWELLING LAW |
|---|
| SECTION 103.1 (b) EGRESS FROM APARTMENT MAXIMUM TRAVEL DISTANCE TO MEANS OF EGRESS FROM ANY ROOM WITHIN APARTMENT |
| 50' |

| RESTROOM TYPES | | |
|---|---|---|
| NAME | TYPE | DETAIL DRAWINGS |
| MB-C01 | ADAPTABLE | 1/A-973 |
| MB-C01 | ADAPTABLE | 1/A-973 |
| MB-C01B | ADAPTABLE | 1/A-979 |
| MB-C01B | ADAPTABLE | 1/A-979 |
| MB-C01C | ADAPTABLE | 7/A-979 |
| MB-C02 | P * | 10/A-973 |
| PR-C01 | ADAPTABLE | 1/A-988 |
| PR-C01 | ADAPTABLE | 1/A-988 |
| PR-C02 | ADAPTABLE | 6/A-988 |
| PR-C02 | ADAPTABLE | 6/A-988 |
| PR-C02 | ADAPTABLE | 6/A-988 |
| SB-A01 | A | 1/A-970 |
| SB-A01 | A | 1/A-970 |
| SB-A01 | A | 1/A-970 |
| SB-A01 | A | 1/A-970 |
| SB-A01 | A | 1/A-970 |
| TB-C01 | ADAPTABLE | 1/A-981 |
| TB-C01 | ADAPTABLE | 1/A-981 |
| TB-C02 | ADAPTABLE | 10/A-981 |

* APPENDIX "P" BATHROOM OF THE NEW YORK BUILDING CODE

| KITCHENS | |
|---|---|
| NAME | DETAIL DRAWINGS |
| KIT-A | 1/A-950 |
| KIT-B / LIVING / DINING | 5/A-950 |
| KIT-C / LIVING / DINING | 1/A-951 |
| KIT-E | 14/A-952 |
| KIT-F | 4/A-952 |
| KTT-D | 7/A-951 |

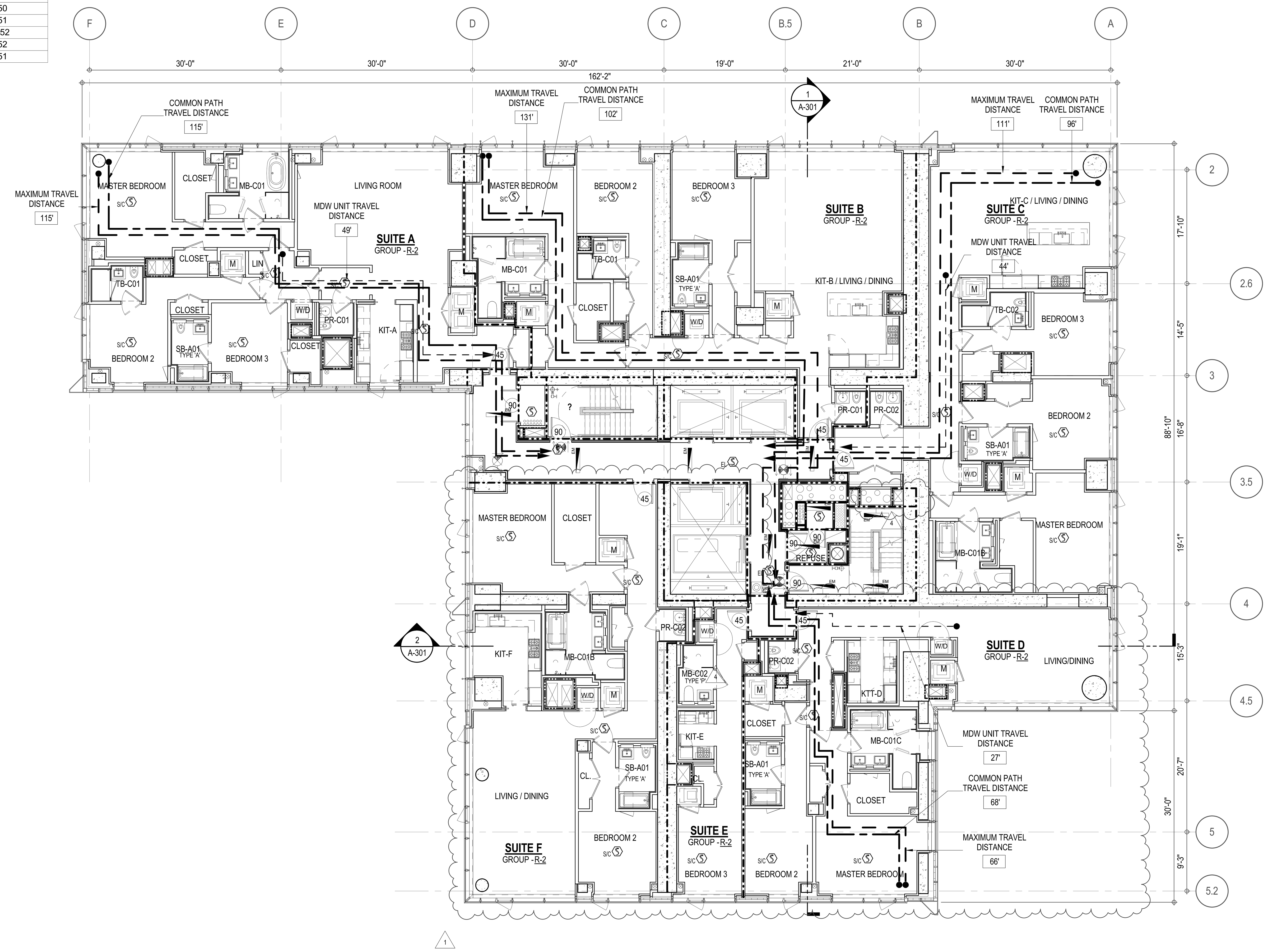


| LIGHT & AIR CALCULATION 19TH FLOOR | | | | | | | | | |
|---|---|---|---|---|---|---|---|---|---|
| | | LIGHT REQUIREMENT <BC-1205> | | | | AIR REQUIREMENT <BC-1203> | | | |
| | | | PROVIDED Natural Light | | | | PROVIDED Natural Ventilating Openings | | |
| Room Name | Floor Area | REQ'D % of Light | # of Curtain Wall Panels (5' typ.)** | Area of Vision Glass | % of Natural Light | REQ'D % of Air | # of Operable Windows* | Area of Ventilating Openings | % of Natural Air |
| SUITE A | | | | | | | | | |
| BEDROOM 2 | 149 SF | 10% | 3.0 | 85.50 SF | 57.43% | 5% | 1 | 13.64 SF | 9.16% |
| BEDROOM 3 | 150 SF | 10% | 1.5 | 42.75 SF | 28.57% | 5% | 1 | 13.64 SF | 9.12% |
| KIT-A | 112 SF | 10% | 1.0 | 28.50 SF | 25.48% | 5% | 1 | 13.64 SF | 12.19% |
| LIVING ROOM | 437 SF | 10% | 4.0 | 114.00 SF | 26.10% | 5% | 2 | 27.28 SF | 6.25% |
| MASTER BEDROOM | 219 SF | 10% | 4.0 | 114.00 SF | 52.07% | 5% | 2 | 27.28 SF | 12.46% |
| SUITE B | | | | | | | | | |
| BEDROOM 2 | 153 SF | 10% | 2.0 | 57.00 SF | 37.23% | 5% | 1 | 13.64 SF | 8.91% |
| BEDROOM 3 | 167 SF | 10% | 2.0 | 57.00 SF | 34.16% | 5% | 1 | 13.64 SF | 8.18% |
| KIT-B / LIVING / DINING | 634 SF | 10% | 4.0 | 114.00 SF | 17.98% | ***2.5% | 2 | 27.28 SF | 4.30% |
| MASTER BEDROOM | 200 SF | 10% | 2.0 | 57.00 SF | 28.51% | 5% | 1 | 13.64 SF | 6.82% |
| SUITE C | | | | | | | | | |
| BEDROOM 2 | 169 SF | 10% | 2.0 | 57.00 SF | 33.77% | 5% | 1 | 13.64 SF | 8.08% |
| BEDROOM 3 | 156 SF | 10% | 2.0 | 57.00 SF | 36.64% | 5% | 1 | 13.64 SF | 8.77% |
| KIT-C / LIVING / DINING | 576 SF | 10% | 6.0 | 171.00 SF | 29.68% | 5% | 3 | 40.92 SF | 7.10% |
| MASTER BEDROOM | 210 SF | 10% | 3.0 | 85.50 SF | 40.65% | 5% | 1 | 13.64 SF | 6.49% |
| SUITE D | | | | | | | | | |
| BEDROOM 2 | 139 SF | 10% | 1.0 | 28.50 SF | 20.50% | 5% | 1 | 13.64 SF | 9.81% |
| KTT-D | 77 SF | 10% | | | | | | | |
| LIVING/DINING | 359 SF | 10% | 6.0 | 171.00 SF | 47.59% | 5% | 2 | 27.28 SF | 7.59% |
| MASTER BEDROOM | 208 SF | 10% | 3.0 | 85.50 SF | 41.15% | 5% | 1 | 13.64 SF | 6.57% |
| SUITE E | | | | | | | | | |
| BEDROOM 3 | 140 SF | 10% | 2.0 | 57.00 SF | 40.82% | 5% | 1 | 13.64 SF | 9.77% |
| KIT-E | 47 SF | 10% | | | | | | | |
| SUITE F | | | | | | | | | |
| BEDROOM 2 | 156 SF | 10% | 1.0 | 28.50 SF | 18.31% | 5% | 1 | 13.64 SF | 8.76% |
| KIT-F | 137 SF | 10% | 2.0 | 57.00 SF | 41.59% | 5% | 1 | 13.64 SF | 9.95% |
| LIVING / DINING | 475 SF | 10% | 5.5 | 156.75 SF | 32.99% | 5% | 3 | 40.92 SF | 8.61% |
| MASTER BEDROOM | 201 SF | 10% | 2.0 | 57.00 SF | 28.31% | 5% | 1 | 13.64 SF | 6.77% |

*AREA OF VENTILATING OPENING / UNIT: 13.64 SF

**AREA OF NATURAL LIGHT SOURCES: 28.50 SF
(BASED ON THE MINIMUM AREA PROVIDED FROM 5'-0" MODULE W/ SPLIT MULLION)

*** 2.5% AIR IS REQUIRED PER BC 1203.4.1.2.1 EXCEPTION 1

**EGRESS AND FIRE RATING LEGEND**

- ONE HOUR RATED PARTITION
- TWO HOUR RATED PARTITION
- THREE HOUR RATED PARTITION
- FOUR HOUR RATED PARTITION
- NON RATED SMOKE SEPARATION
- COMMON TRAVEL DISTANCE
- DEAD END
- MAXIMUM TRAVEL DISTANCE
- MAXIMUM TRAVEL DISTANCE WITHIN DWELLING UNIT

**SYMBOLS LEGEND**

- ILLUMINATED EXIT SIGN (ARROW INDICATES DIRECTION)
- ILLUMINATED EXIT SIGN (ARROW INDICATES DIRECTION)
- WALL MOUNTEDILLUMINATED EXIT SIGN (ARROW INDICATES DIRECTION)
- ILLUMINATED EXIT SIGN
- WALL MOUNTED ILLUMINATED NO EXIT SIGN
- WALL MOUNTED ILLUMINATED NO EXIT SIGN (ROOF ACCESS ONLY)
- ILLUMINATED NO EXIT SIGN
- ILLUMINATED NO EXIT SIGN (ROOF ACCESS ONLY)
- FEC FIRE EXTINGUISHER CABINET
- SPRINKLER HEAD (REFER TO FP DRAWINGS)
- STANDPIPE
- SPRINKLER RISER
- SIAMESE CONNECTION
- SMOKE DETECTOR
- S/C SMOKE /CARBON MONOXIDE DETECTOR
- EM CEILING MOUNTED EMERGENCY LIGHT
- EM WALL MOUNTED EMERGENCY LIGHT
- 90 DOOR RATING (MINUTES)

**SYMBOLS LEGEND**

- REVERSIBLE DOOR SWING
- W/D STACKED W/D TO BE REPLACED BY ACCESSIBLE COMBINATION UNIT AT REQUEST OF DWELLING UNIT OWNER
- M MECHANICAL UNIT

KEY PLAN:

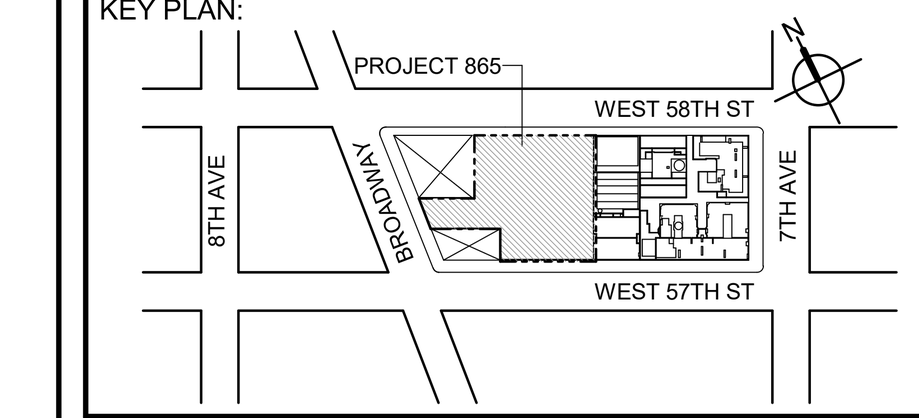


PROJECT NORTH
TRUE NORTH


DEVELOPER:
***EXTELL DEVELOPMENT COMPANY***
805 THIRD AVENUE, 7TH FLOOR
New York, NY 10022 USA
TEL: 212 712 6000 FAX: 212 712 6100

DESIGN ARCHITECT: Base Building Shell & Core
***ADRIAN SMITH + GORDON GILL ARCHITECTURE***
111 WEST MONROE STREET SUITE 2300
CHICAGO IL 60603
TEL: 312 920 1888 FAX: 312 920 1775

ARCHITECT OF RECORD: Base Building Shell & Core
***AAI ARCHITECTS, P.C.***
401 Wellington St. W., 3rd Floor
Toronto, ON M5V 1E7 Canada
TEL: 416 967 1500 FAX: 416 967 7150

STRUCTURAL ENGINEERS:
***WSP CANTOR SEINUK***
228 EAST 45th Street
New York, NY 10017 USA
TEL: 212 687 9888 FAX: 646 487 5501

MEP ENGINEERS:
***AKF GROUP***
1501 Broadway
New York, NY 10036 USA
TEL: 212 354 5656 FAX: 212 354 5668

GEOTECHNICAL ENGINEERS:
***Langan Engineering & Environmental Services***
21 Penn Plaza - 360 West 31st Street, 8th Floor
New York, NY 10001-2727
TEL: 212 479 5400 FAX: 212 479 5444

CODE CONSULTANTS:
***Construction Consulting Associates***
100 Church Street
New York, NY 10007
TEL: 212 385 1818 FAX: 212 385 1911

CURTAINWALL CONSULTANT:
***AJLP Consulting***
40 Worth Street. Suite 826
New York, NY 10013
TEL: 212 757 5659 FAX: 646 219 8508

LANDMARK/PRESERVATION CONSULTANT:
***Higgins Quasebarth & Partners LLC***
11 Hanover Square, 16th Floor
New York, NY 1005
TEL: 212 274 9468 FAX: 646 274 9380

LANDMARK/PRESERVATION CONSULTANT:
***Jan Hird Pokorny Associates, Inc.***
39 West 37th Street, 12A
New York, NY 10018
TEL: 212 759 6462 FAX: 212 759 6540


| No. | DESCRIPTION: | DATE: |
|---|---|---|
| | D.O.B. AMENDMENT 2 | 21 SEP 15 |
| 1 | CD PROGRESS ISSUE 6 | 02 NOV 15 |
| 2 | CD PROGRESS ISSUE 7 | 29 JAN 16 |
| 3 | CD ISSUE 8 - GMP SET | 31 MAR 16 |
| 4 | CD BULLETIN ISSUE - 7 | 14 SEP 16 |
| | D.O.B. AMENDMENT 3 | 03 OCT 16 |

**D.O.B. SUBMISSION**


Discrepancies must be reported immediately to the Architect before proceeding. Only figured dimensions are to be used. Contractors must check all dimensions on site. This drawing is protected by copyright.


ALL DIMENSIONS ARE SHOWN IN IMPERIAL.

CONSULTANT:
AAI ARCHITECTS, P.C.

PROJECT:
**217 WEST 57TH STREET**
NEW YORK, NY

DRAWING TITLE:
19TH FLOOR PLAN
BUILDING CODE NOTES
(RESIDENTIAL-TIER 1) (MFD-38TH FLOOR)

SEAL & SIGNATURE: REGISTERED ARCHITECT WIEPKE DAVID JANSEN No. 028881 STATE OF NEW YORK

DATE: 21 SEP 1502 NOV 15
PROJECT No: 1216-00
DRAWN: Author
CHK: Checker
SCALE: 1/8" = 1'-0"
REV: 4
DWG No: **A-051.02**
DOB PAGE No: 55 of 454

DOB EMPLOYEE STAMP:
DOB B-SCAN:

FILE NAME: C:\Revit Local Files\X-Misc\EXTELL-865-AAI-TWR-DOB_Chris.rvt
PLOT DATE: 01-Nov-16 12:34:58 PM

| OCCUPANT LOADS SUMMARY 20TH FLOOR PLAN | | | | |
|---|---|---|---|---|
| OCCUPANCY | OCCUPANCY GROUP | AREA | OCCUPANCY LOAD FACTOR | OCCUPANT LOAD |
| SUITE A | R-2 | 2,412 SF | 200 SF | 13 |
| SUITE B | R-2 | 7,225 SF | 200 SF | 37 |
| Grand total | | | | 50 |

| EXIT STAIR SUMMARY - BC TABLE 1005.1 | | | | |
|---|---|---|---|---|
| STAIR DESIGNATION | STAIR WIDTH (IN) | STAIRWAYS (INCHES PER OCCUPANT) | STAIR CAPACITY | STAIR LOAD |
| | | | TOTAL (292) | TOTAL (50) |
| STAIR - A | 44" | 0.3 | 146 | 25 |
| STAIR - B | 44" | 0.3 | 146 | 25 |

| EXIT SELF CLOSING DOOR SUMMARY - BC TABLE 1005.1 | | | | |
|---|---|---|---|---|
| DOOR DESIGNATION | DOOR CLEAR WIDTH (IN) | DOORWAY (INCHES PER OCCUPANT) | DOOR CAPACITY | DOOR LOAD |
| | | | TOTAL (340) | TOTAL (50) |
| STAIR - A - DOOR | 34" | 0.2 | 170 | 25 |
| STAIR - B - DOOR | 34" | 0.2 | 170 | 25 |

| EXIT STAIR TREADS AND RISERS - BC TABLE 1009 | | | | |
|---|---|---|---|---|
| STAIR DESIGNATION | TREAD (IN) | RISER (IN) | NO. RISERS (FLOOR TO FLOOR) | MAX. FLIGHT VERTICAL RISE |
| STAIR - A | 9.5" | 7.38" | 26 | 51.69" |
| STAIR - B | 9.5" | 7.68" | 25 | 69.12" |

| LENGTH OF TRAVEL DISTANCE (WITH SPRINKLER SYSTEM) | | | |
|---|---|---|---|
| OCCUPANCY GROUP | MAX. TRAVEL DISTANCE (BC TABLE 1015.1) | COMMON PATH OF EGRESS TRAVEL (BC 1013.3) | DEAD END (BC 1016.3) |
| R-2 | 200' | 125' | 40' |

| SUITE EXIT DOOR SUMMARY | |
|---|---|
| DOOR DESIGNATION | DOOR WIDTH (IN) |
| SUITE A DOOR | 36" |
| SUITE B DOOR 1<br>SUITE B DOOR 2 | 36"<br>36" |

| MULTI DWELLING LAW |
|---|
| SECTION 103.1 (b) EGRESS FROM APARTMENT MAXIMUM TRAVEL DISTANCE TO MEANS OF EGRESS FROM ANY ROOM WITHIN APARTMENT |
| 50' |

| RESTROOM TYPES | | |
|---|---|---|
| NAME | TYPE | DETAIL DRAWINGS |
| MB-C01 | ADAPTABLE | 1/A-973 |
| MB-C03 | ADAPTABLE | 1/A-974 |
| PR-C01 | ADAPTABLE | 1/A-988 |
| PR-C01 | ADAPTABLE | 1/A-988 |
| PR-C02 | ADAPTABLE | 6/A-988 |
| QB-C01 | ADAPTABLE | 1/A-985 |
| SB-A01 | A | 1/A-970 |
| SB-A01 | A | 1/A-970 |
| SB-C01 | ADAPTABLE | 1/A-980 |
| TB-C01 | ADAPTABLE | 1/A-981 |
| TB-C01 | ADAPTABLE | 1/A-981 |

| KITCHENS | |
|---|---|
| NAME | DETAIL DRAWINGS |
| KIT-A | 1/A-950 |
| KIT-B | 7/A-952 |

**LIGHT & AIR CALCULATION 20TH FLOOR**

| | | LIGHT REQUIREMENT <BC-1205> | | | | AIR REQUIREMENT <BC-1203> | | | | |
|---|---|---|---|---|---|---|---|---|---|---|
| | | | PROVIDED Natural Light | | | | PROVIDED Natural Ventilating Openings | | | |
| Room Name | Floor Area | REQ'D % of Light | # of Curtain Wall Panels (5' typ.)** | Area of Vision Glass | % of Natural Light | REQ'D % of Air | Door Opening Area | # of Operable Windows* | Area of Ventilating Openings | % of Natural Air |
| SUITE A | | | | | | | | | | |
| BEDROOM 2 | 149 SF | 10% | 3.0 | 85.50 SF | 57.40% | 5% | 0.00 SF | 1 | 13.64 SF | 9.16% |
| BEDROOM 3 | 151 SF | 10% | 1.5 | 42.75 SF | 28.32% | 5% | 0.00 SF | 1 | 13.64 SF | 9.04% |
| KIT-A | 112 SF | 10% | 1.0 | 28.50 SF | 25.51% | 5% | 0.00 SF | 1 | 13.64 SF | 12.21% |
| LIVING ROOM | 438 SF | 10% | 4.0 | 114.00 SF | 26.02% | 5% | 0.00 SF | 2 | 27.28 SF | 6.23% |
| MASTER BEDROOM | 220 SF | 10% | 4.0 | 114.00 SF | 51.91% | 5% | 0.00 SF | 2 | 27.28 SF | 12.42% |
| SUITE B | | | | | | | | | | |
| BEDROOM 2 | 166 SF | 10% | 2.0 | 57.00 SF | 34.44% | 5% | 0.00 SF | 1 | 13.64 SF | 8.24% |
| BEDROOM 3 | 154 SF | 10% | 2.0 | 57.00 SF | 37.06% | 5% | 0.00 SF | 1 | 13.64 SF | 8.87% |
| BEDROOM 4 | 193 SF | 10% | 2.0 | 57.00 SF | 29.53% | 5% | 0.00 SF | 1 | 13.64 SF | 7.07% |
| BEDROOM 5 | 234 SF | 10% | 3.0 | 85.50 SF | 36.61% | 5% | 0.00 SF | 1 | 13.64 SF | 5.84% |
| DINING | 575 SF | 10% | 5.0 | 142.50 SF | 24.77% | 5% | 0.00 SF | 3 | 40.92 SF | 7.11% |
| FAMILY ROOM | 513 SF | 10% | 6.0 | 171.00 SF | 33.36% | 5% | 20.00 SF | 1 | 33.64 SF | 6.56% |
| KIT-B | 335 SF | 10% | 6.0 | 171.00 SF | 51.05% | 5% | 0.00 SF | 2 | 27.28 SF | 8.14% |
| LIBRARY | 327 SF | 10% | 5.0 | 142.50 SF | 43.57% | 5% | 20.00 SF | 2 | 47.28 SF | 14.46% |
| LIVING | 956 SF | 10% | 8.0 | 228.00 SF | 23.85% | 5% | 0.00 SF | 4 | 54.56 SF | 5.71% |
| MASTER BEDROOM | 339 SF | 10% | 4.0 | 114.00 SF | 33.66% | 5% | 0.00 SF | 2 | 27.28 SF | 8.05% |

*AREA OF VENTILATING OPENING / UNIT: 13.64 SF

**AREA OF NATURAL LIGHT SOURCES: 28.50 SF
(BASED ON THE MINIMUM AREA PROVIDED FROM 5'-0" MODULE W/ SPLIT MULLION)

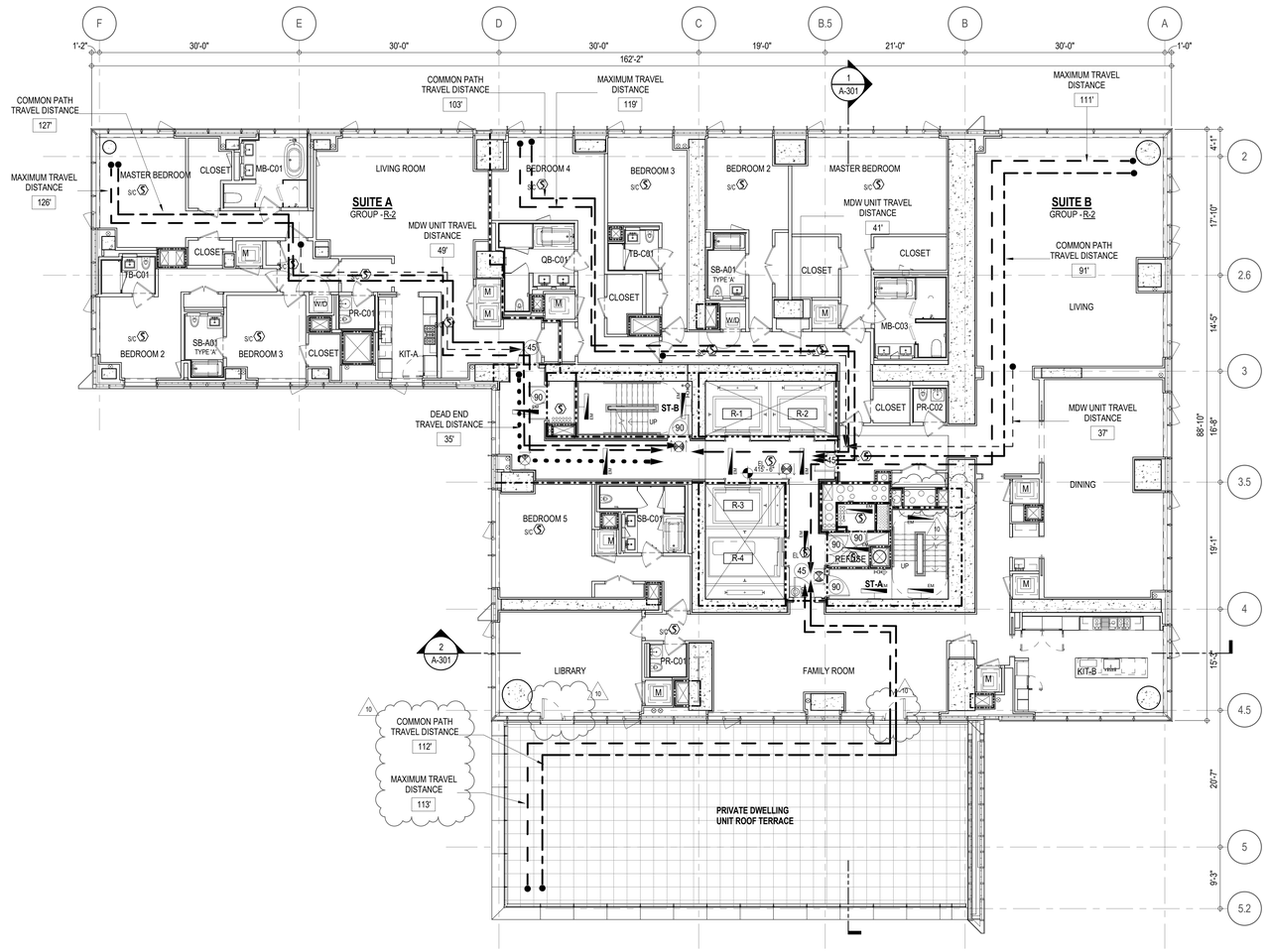


**EGRESS AND FIRE RATING LEGEND**

- ONE HOUR RATED PARTITION
- TWO HOUR RATED PARTITION
- THREE HOUR RATED PARTITION
- FOUR HOUR RATED PARTITION
- NON RATED SMOKE SEPARATION
- COMMON TRAVEL DISTANCE
- DEAD END
- MAXIMUM TRAVEL DISTANCE
- MAXIMUM TRAVEL DISTANCE WITHIN DWELLING UNIT

**SYMBOLS LEGEND**

- ILLUMINATED EXIT SIGN (ARROW INDICATES DIRECTION)
- ILLUMINATED EXIT SIGN (ARROW INDICATES DIRECTION)
- WALL MOUNTEDILLUMINATED EXIT SIGN (ARROW INDICATES DIRECTION)
- ILLUMINATED EXIT SIGN
- WALL MOUNTED ILLUMINATED NO EXIT SIGN
- WALL MOUNTED ILLUMINATED NO EXIT SIGN (ROOF ACCESS ONLY)
- ILLUMINATED NO EXIT SIGN
- ILLUMINATED NO EXIT SIGN (ROOF ACCESS ONLY)
- FEC FIRE EXTINGUISHER CABINET
- SPRINKLER HEAD (REFER TO FP DRAWINGS)
- STANDPIPE
- SPRINKLER RISER
- SIAMESE CONNECTION
- SMOKE DETECTOR
- SC SMOKE /CARBON MONOXIDE DETECTOR
- EM CEILING MOUNTED EMERGENCY LIGHT
- EM WALL MOUNTED EMERGENCY LIGHT
- 90 DOOR RATING (MINUTES)

**SYMBOLS LEGEND**

- REVERSIBLE DOOR SWING
- W/D STACKED W/D TO BE REPLACED BY ACCESSIBLE COMBINATION UNIT AT REQUEST OF DWELLING UNIT OWNER
- M MECHANICAL UNIT

KEY PLAN:

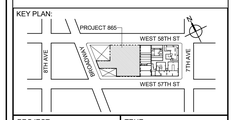


PROJECT NORTH

TRUE NORTH


DEVELOPER:
***EXTELL DEVELOPMENT COMPANY***
805 THIRD AVENUE, 7TH FLOOR
New York, NY 10022 USA
TEL: 212 712 6000 FAX: 212 712 6100

DESIGN ARCHITECT: Base Building Shell & Core
***ADRIAN SMITH + GORDON GILL ARCHITECTURE***
111 WEST MONROE STREET SUITE 2300
CHICAGO IL 60603
TEL: 312 920 1888 FAX: 312 920 1775

ARCHITECT OF RECORD: Base Building Shell & Core
***AAI ARCHITECTS, P.C.***
401 Wellington St. W., 3rd Floor
Toronto, ON M5V 1E7 Canada
TEL: 416 967 1500 FAX: 416 967 7150

STRUCTURAL ENGINEERS:
***WSP CANTOR SEINUK***
228 EAST 45th Street
New York, NY 10017 USA
TEL: 212 687 9888 FAX: 646 487 5501

MEP ENGINEERS:
***AKF GROUP***
1501 Broadway
New York, NY 10036 USA
TEL: 212 354 5656 FAX: 212 354 5668

GEOTECHNICAL ENGINEERS:
***Langan Engineering & Environmental Services***
21 Penn Plaza - 360 West 31st Street, 8th Floor
New York, NY 10001-2727
TEL: 212 479 5400 FAX: 212 479 5444

CODE CONSULTANTS:
***Construction Consulting Associates***
100 Church Street
New York, NY 10007
TEL: 212 385 1818 FAX: 212 385 1911

CURTAINWALL CONSULTANT:
***AJLP Consulting***
40 Worth Street, Suite 826
New York, NY 10013
TEL: 212 757 5659 FAX: 646 219 8508

LANDMARK/PRESERVATION CONSULTANT:
***Higgins Quasebarth & Partners LLC***
11 Hanover Square, 16th Floor
New York, NY 1005
TEL: 212 274 9468 FAX: 646 274 9380

LANDMARK/PRESERVATION CONSULTANT:
***Jan Hird Pokorny Associates, Inc.***
39 West 37th Street, 12A
New York, NY 10018
TEL: 212 759 6462 FAX: 212 759 6540


| No. | DESCRIPTION: | DATE: |
|---|---|---|
| 1 | CD PROGRESS ISSUE 1 | 15 OCT 14 |
| 2 | D.O.B. SUBMISSION | 05 DEC 14 |
| 3 | CD PROGRESS ISSUE 2 | 19 DEC 14 |
| 4 | D.O.B. SUBMISSION | 18 FEB 15 |
| 5 | CD PROGRESS ISSUE 3 | 09 MAR 15 |
| | D.O.B. SUBMISSION | 27 APR 15 |
| 6 | CD PROGRESS ISSUE 4 | 01 JUN 15 |
| | D.O.B. AMENDMENT 2 | 21 SEP 15 |
| 7 | CD PROGRESS ISSUE 6 | 02 NOV 15 |
| 8 | CD PROGRESS ISSUE 7 | 29 JAN 16 |
| 9 | CD ISSUE 8 - GMP SET | 31 MAR 16 |
| 10 | CD BULLETIN ISSUE - 5 | 12 AUG 16 |
| | D.O.B. AMENDMENT 3 | 03 OCT 16 |

0 4' - 0" 8' - 0" 16' - 0"

**D.O.B. SUBMISSION**


Discrepancies must be reported immediately to the Architect before proceeding. Only figured dimensions are to be used. Contractors must check all dimensions on site. This drawing is protected by copyright.


ALL DIMENSIONS ARE SHOWN IN IMPERIAL.

CONSULTANT:

AAI ARCHITECTS, P.C.

PROJECT:

**217 WEST 57TH STREET**
NEW YORK, NY

DRAWING TITLE:

20TH FLOOR PLAN
BUILDING CODE NOTES
(RESIDENTIAL-TIER 1) (MFD-39TH FLOOR)

SEAL & SIGNATURE:

REGISTERED ARCHITECT JAMES DAVID JARDINE No. 028881 STATE OF NEW YORK

| | |
|---|---|
| DATE: | 15 OCT 14 |
| PROJECT No: | 1216-00 |
| DRAWN: Author | REV: |
| Checker | 10 |
| SCALE: 1/8" = 1'-0" | |
| DWG No: | A-052.02 |
| DOB PAGE No: | 56 of 454 |

DOB EMPLOYEE STAMP:

DOB B-SCAN:

(LAST ISSUED AS - A-050 - CD PROGRESS ISSUE 4)


DEPT OF BLDGS 421226505 Job Number
E346371984 Scan Code
36" x 48" Arch E, SHEET SIZE
FILE NAME: C:\Revit Local Files\Admin-EXTELL-865-AH-TWR-DOB_Check.rvt
PLOT DATE: 01-Nov-16 12:55:38 PM

DEPT OF BLDGS 121328205 Job Number
ES904463378 Scan Code

| OCCUPANT LOADS SUMMARY 21ST FLOOR PLAN | | | | |
|---|---|---|---|---|
| OCCUPANCY | OCCUPANCY GROUP | AREA | OCCUPANCY LOAD FACTOR | OCCUPANT LOAD |
| SUITE A | R-2 | 2,425 SF | 200 SF | 13 |
| SUITE B | R-2 | 2,536 SF | 200 SF | 13 |
| SUITE C | R-2 | 3,282 SF | 200 SF | 17 |
| SUITE D | R-2 | 1,423 SF | 200 SF | 8 |
| Grand total | | | | 51 |

| RESTROOM TYPES | | |
|---|---|---|
| NAME | TYPE | DETAIL DRAWINGS |
| MB-C01 | ADAPTABLE | 1/A-973 |
| MB-C01B | ADAPTABLE | 1/A-979 |
| MB-C04 | ADAPTABLE | 10/A-974 |
| MB-C05 | ADAPTABLE | 1/A-975 |
| PR-C01 | ADAPTABLE | 1/A-988 |
| PR-C01 | ADAPTABLE | 1/A-988 |
| PR-C01 | ADAPTABLE | 1/A-988 |
| PR-C02 | ADAPTABLE | 6/A-988 |
| SB-A01 | A | 1/A-970 |
| SB-A01 | A | 1/A-970 |
| SB-A01 | A | 1/A-970 |
| TB-C01 | ADAPTABLE | 1/A-981 |
| TB-C01 | ADAPTABLE | 1/A-981 |
| TB-C04 | ADAPTABLE | 1/A-982 |

| KITCHEN | |
|---|---|
| NAME | DETAIL DRAWINGS |
| KIT-A | 1/A-950 |
| KIT-B / LIVING / DINING | 5/A-950 |
| KIT-C | 1/A-953 |
| KIT-D | 7/A-953 |

| EXIT STAIR SUMMARY - BC TABLE 1005.1 | | | | |
|---|---|---|---|---|
| STAIR DESIGNATION | STAIR WIDTH (IN) | STAIRWAYS (INCHES PER OCCUPANT) | STAIR CAPACITY | STAIR LOAD |
| | | | TOTAL (292) | TOTAL (51) |
| STAIR - A | 44" | 0.3 | 146 | 26 |
| STAIR - B | 44" | 0.3 | 146 | 25 |

| EXIT SELF CLOSING DOOR SUMMARY - BC TABLE 1005.1 | | | | |
|---|---|---|---|---|
| DOOR DESIGNATION | DOOR CLEAR WIDTH (IN) | DOORWAY (INCHES PER OCCUPANT) | DOOR CAPACITY | DOOR LOAD |
| | | | TOTAL (340) | TOTAL (51) |
| STAIR - A - DOOR | 34" | 0.2 | 170 | 26 |
| STAIR - B - DOOR | 34" | 0.2 | 170 | 25 |

| EXIT STAIR TREADS AND RISERS - BC TABLE 1009 | | | | |
|---|---|---|---|---|
| STAIR DESIGNATION | TREAD (IN) | RISER (IN) | NO. RISERS (FLOOR TO FLOOR) | MAX. FLIGHT VERTICAL RISE |
| STAIR - A | 9.5" | 7.38" | 26 | 51.69" |
| STAIR - B | 9.5" | 7.68" | 25 | 69.12" |

| LENGTH OF TRAVEL DISTANCE (WITH SPRINKLER SYSTEM) | | | |
|---|---|---|---|
| OCCUPANCY GROUP | MAX. TRAVEL DISTANCE (BC TABLE 1015.1) | COMMON PATH OF EGRESS TRAVEL (BC 1013.3) | DEAD END (BC 1016.3) |
| R-2 | 200' | 125' | 40' |

| SUITE EXIT DOOR SUMMARY | |
|---|---|
| DOOR DESIGNATION | DOOR WIDTH (IN) |
| SUITE A DOOR | 36" |
| SUITE B DOOR | 36" |
| SUITE C DOOR | 36" |
| SUITE D DOOR | 36" |

| MULTI DWELLING LAW |
|---|
| SECTION 103.1 (b) EGRESS FROM APARTMENT MAXIMUM TRAVEL DISTANCE TO MEANS OF EGRESS FROM ANY ROOM WITHIN APARTMENT |
| 50' |

7 8

| LIGHT & AIR CALCULATION 21ST FLOOR | | | | | | | | | |
|---|---|---|---|---|---|---|---|---|---|
| | | LIGHT REQUIREMENT <BC-1205> | | | | AIR REQUIREMENT <BC-1203> | | | |
| | | | PROVIDED Natural Light | | | | PROVIDED Natural Ventilating Openings | | |
| Room Name | Floor Area | REQ'D % of Light | # of Curtain Wall Panels (5' typ.)** | Area of Vision Glass | % of Natural Light | REQ'D % of Air | # of Operable Windows* | Area of Ventilating Openings | % of Natural Air |
| SUITE A | | | | | | | | | |
| BEDROOM 2 | 150 SF | 10% | 3.0 | 75.00 SF | 49.94% | 5% | 1 | 12.18 SF | 8.11% |
| BEDROOM 3 | 151 SF | 10% | 1.5 | 37.50 SF | 24.82% | 5% | 1 | 12.18 SF | 8.06% |
| KIT-A | 112 SF | 10% | 1.0 | 25.00 SF | 22.39% | 5% | 1 | 12.18 SF | 10.91% |
| LIVING / DINING | 438 SF | 10% | 4.0 | 100.00 SF | 22.83% | 5% | 2 | 24.36 SF | 5.56% |
| MASTER BEDROOM | 220 SF | 10% | 4.0 | 100.00 SF | 45.49% | 5% | 2 | 24.36 SF | 11.08% |
| SUITE B | | | | | | | | | |
| BEDROOM 2 | 154 SF | 10% | 2.0 | 50.00 SF | 32.52% | 5% | 1 | 12.18 SF | 7.92% |
| BEDROOM 3 | 167 SF | 10% | 2.0 | 50.00 SF | 29.95% | 5% | 1 | 12.18 SF | 7.30% |
| KIT-B / LIVING / DINING | 637 SF | 10% | 4.0 | 100.00 SF | 15.69% | ***2.5% | 2 | 24.36 SF | 3.82% |
| MASTER BEDROOM | 196 SF | 10% | 2.0 | 50.00 SF | 25.46% | 5% | 1 | 12.18 SF | 6.20% |
| SUITE C | | | | | | | | | |
| BEDROOM 2 | 216 SF | 10% | 3.0 | 75.00 SF | 34.73% | 5% | 1 | 12.18 SF | 5.64% |
| BEDROOM 3 | 177 SF | 10% | 2.0 | 50.00 SF | 28.18% | 5% | 1 | 12.18 SF | 6.87% |
| KIT-C | 240 SF | 10% | 3.0 | 75.00 SF | 31.30% | 5% | 1 | 12.18 SF | 5.08% |
| LIVING / DINING | 630 SF | 10% | 6.0 | 150.00 SF | 23.80% | 5% | 3 | 36.54 SF | 5.80% |
| MASTER BEDROOM | 295 SF | 10% | 5.0 | 125.00 SF | 42.43% | 5% | 2 | 24.36 SF | 8.27% |
| SUITE D | | | | | | | | | |
| KIT-D | 101 SF | 10% | 3.0 | 75.00 SF | 74.42% | 5% | 1 | 12.18 SF | 12.09% |
| LIVING ROOM | 328 SF | 10% | 5.0 | 125.00 SF | 38.11% | 5% | 2 | 24.36 SF | 7.43% |
| MASTER BEDROOM | 190 SF | 10% | 3.0 | 75.00 SF | 39.48% | 5% | 1 | 12.18 SF | 6.41% |

*AREA OF VENTILATING OPENING / UNIT: 12.18 SF

**AREA OF NATURAL LIGHT SOURCES: 25.00 SF
(BASED ON THE MINIMUM AREA PROVIDED FROM 5'-0" MODULE W/ SPLIT MULLION)

*** 2.5% AIR IS REQUIRED PER BC 1203.4.1.2.1 EXCEPTION 1

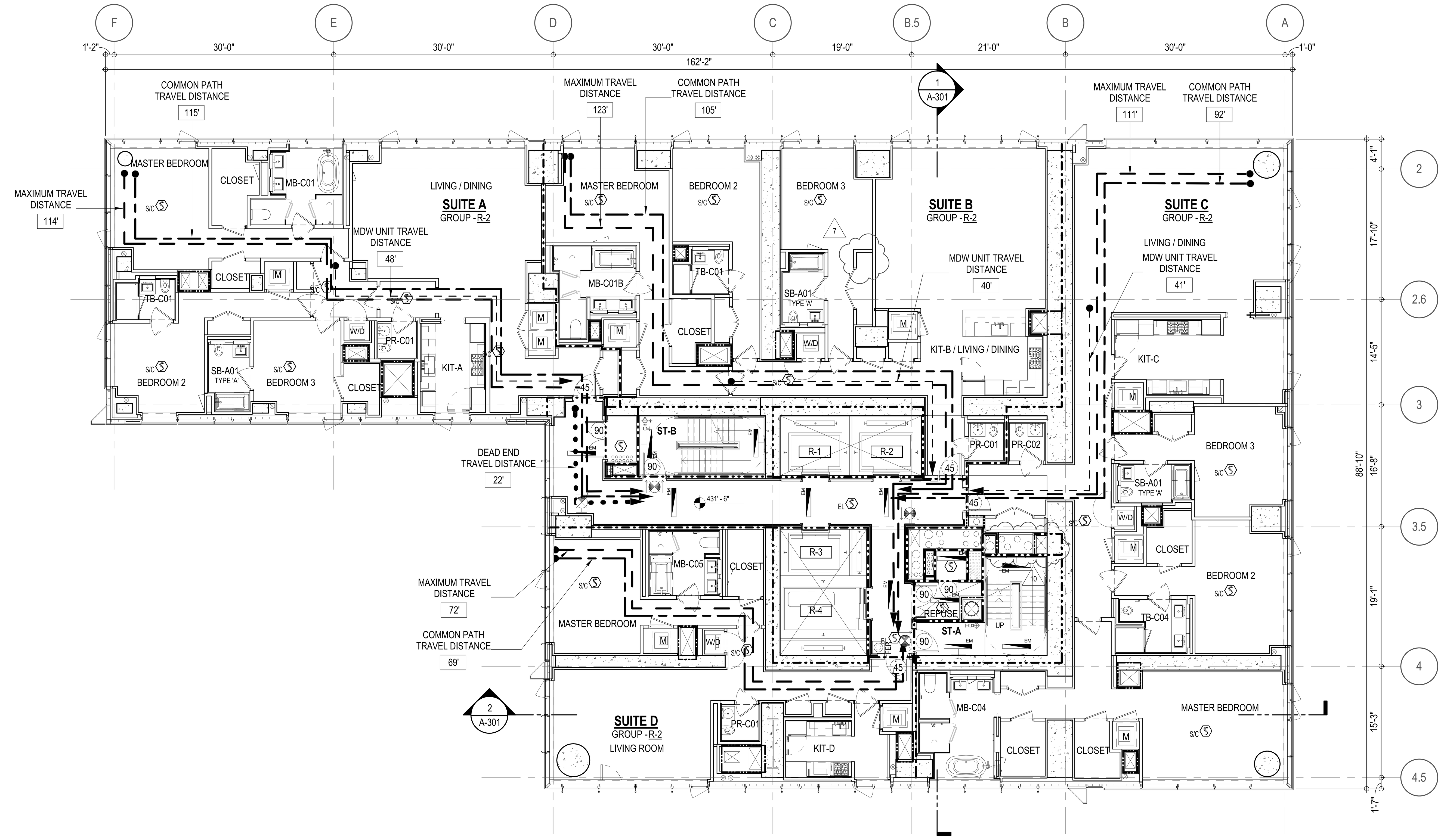


EGRESS AND FIRE RATING LEGEND

- ONE HOUR RATED PARTITION
- TWO HOUR RATED PARTITION
- THREE HOUR RATED PARTITION
- FOUR HOUR RATED PARTITION
- NON RATED SMOKE SEPARATION
- COMMON TRAVEL DISTANCE
- DEAD END
- MAXIMUM TRAVEL DISTANCE
- MAXIMUM TRAVEL DISTANCE WITHIN DWELLING UNIT

SYMBOLS LEGEND

- ILLUMINATED EXIT SIGN (ARROW INDICATES DIRECTION)
- ILLUMINATED EXIT SIGN (ARROW INDICATES DIRECTION)
- WALL MOUNTEDILLUMINATED EXIT SIGN (ARROW INDICATES DIRECTION)
- ILLUMINATED EXIT SIGN
- WALL MOUNTED ILLUMINATED NO EXIT SIGN
- WALL MOUNTED ILLUMINATED NO EXIT SIGN (ROOF ACCESS ONLY)
- ILLUMINATED NO EXIT SIGN
- ILLUMINATED NO EXIT SIGN (ROOF ACCESS ONLY)
- FEC FIRE EXTINGUISHER CABINET
- SPRINKLER HEAD (REFER TO FP DRAWINGS)
- STANDPIPE
- SPRINKLER RISER
- SIAMESE CONNECTION
- SMOKE DETECTOR
- S/C SMOKE /CARBON MONOXIDE DETECTOR
- EM CEILING MOUNTED EMERGENCY LIGHT
- EM WALL MOUNTED EMERGENCY LIGHT
- 90 DOOR RATING (MINUTES)

SYMBOLS LEGEND

- REVERSIBLE DOOR SWING
- W/D STACKED W/D TO BE REPLACED BY ACCESSIBLE COMBINATION UNIT AT REQUEST OF DWELLING UNIT OWNER
- M MECHANICAL UNIT

KEY PLAN: PROJECT 865, WEST 58TH ST, WEST 57TH ST, 8TH AVE, BROADWAY, 7TH AVE

PROJECT NORTH | TRUE NORTH

DEVELOPER:
**EXTELL DEVELOPMENT COMPANY**
805 THIRD AVENUE, 7TH FLOOR
New York, NY 10022 USA
TEL: 212 712 6000 FAX: 212 712 6100

DESIGN ARCHITECT: Base Building Shell & Core
**ADRIAN SMITH + GORDON GILL ARCHITECTURE**
111 WEST MONROE STREET SUITE 2300
CHICAGO IL 60603
TEL: 312 920 1888 FAX: 312 920 1775

ARCHITECT OF RECORD: Base Building Shell & Core
**AAI ARCHITECTS, P.C.**
401 Wellington St. W., 3rd Floor
Toronto, ON M5V 1E7 Canada
TEL: 416 967 1500 FAX: 416 967 7150

STRUCTURAL ENGINEERS:
**WSP CANTOR SEINUK**
228 EAST 45th Street
New York, NY 10017 USA
TEL: 212 687 9888 FAX: 646 487 5501

MEP ENGINEERS:
**AKF GROUP**
1501 Broadway
New York, NY 10036 USA
TEL: 212 354 5656 FAX: 212 354 5668

GEOTECHNICAL ENGINEERS:
**Langan Engineering & Environmental Services**
21 Penn Plaza - 360 West 31st Street, 8th Floor
New York, NY 10001-2727
TEL: 212 479 5400 FAX: 212 479 5444

CODE CONSULTANTS:
**Construction Consulting Associates**
100 Church Street
New York, NY 10007
TEL: 212 385 1818 FAX: 212 385 1911

CURTAINWALL CONSULTANT:
**AJLP Consulting**
40 Worth Street. Suite 826
New York, NY 10013
TEL: 212 757 5659 FAX: 646 219 8508

LANDMARK/PRESERVATION CONSULTANT:
**Higgins Quasebarth & Partners LLC**
11 Hanover Square, 16th Floor
New York, NY 1005
TEL: 212 274 9468 FAX: 646 274 9380

LANDMARK/PRESERVATION CONSULTANT:
**Jan Hird Pokorny Associates, Inc.**
39 West 37th Street, 12A
New York, NY 10018
TEL: 212 759 6462 FAX: 212 759 6540

| No. | DESCRIPTION: | DATE: |
|---|---|---|
| 1 | CD PROGRESS ISSUE 1 | 15 OCT 14 |
| 2 | D.O.B. SUBMISSION | 05 DEC 14 |
| 3 | CD PROGRESS ISSUE 2 | 19 DEC 14 |
| 4 | D.O.B. SUBMISSION | 18 FEB 15 |
| 5 | CD PROGRESS ISSUE 3 | 09 MAR 15 |
| | D.O.B. SUBMISSION | 27 APR 15 |
| 6 | CD PROGRESS ISSUE 4 | 01 JUN 15 |
| | D.O.B. AMENDMENT 2 | 21 SEP 15 |
| 7 | CD PROGRESS ISSUE 6 | 02 NOV 15 |
| 8 | CD PROGRESS ISSUE 7 | 29 JAN 16 |
| 9 | CD ISSUE 8 - GMP SET | 31 MAR 16 |
| 10 | CD BULLETIN ISSUE - 7 | 14 SEP 16 |
| | D.O.B. AMENDMENT 3 | 03 OCT 16 |

0 4' - 0" 8' - 0" 16' - 0"

## D.O.B. SUBMISSION

Discrepancies must be reported immediately to the Architect before proceeding. Only figured dimensions are to be used. Contractors must check all dimensions on site. This drawing is protected by copyright.

ALL DIMENSIONS ARE SHOWN IN IMPERIAL.

CONSULTANT:
AAI ARCHITECTS, P.C.

PROJECT:
**217 WEST 57TH STREET**
NEW YORK, NY

DRAWING TITLE:
21ST - FLOOR PLAN
BUILDING CODE NOTES
(RESIDENTIAL-TIER 1) (MFD-43RD FLOOR)

SEAL & SIGNATURE: REGISTERED ARCHITECT WIEPKE DAVID JANSEN No. 028881 STATE OF NEW YORK

| | |
|---|---|
| DATE: | 15 OCT 14 |
| PROJECT No: | 1216-00 |
| DRAWN: Author | REV: 10 |
| CHK: Checker | |
| SCALE: 1/8" = 1'-0" | |
| DWG No: | A-053.02 |
| DOB PAGE No: | 57 of 454 |

DOB EMPLOYEE STAMP: | DOB B-SCAN:

/LAST ISSUES AS - A-051 - CD PROGRESS ISSUE 4/

DEPT OF BLDGS 421263505 Job Number
E30/05/12846 Scan Code

| OCCUPANT LOADS SUMMARY 22ND - 25HT FLOOR PLAN | | | | |
|---|---|---|---|---|
| OCCUPANCY | OCCUPANCY GROUP | AREA | OCCUPANCY LOAD FACTOR | OCCUPANT LOAD |
| SUITE A | R-2 | 2,425 SF | 200 SF | 13 |
| SUITE B | R-2 | 2,537 SF | 200 SF | 13 |
| SUITE C | R-2 | 3,282 SF | 200 SF | 17 |
| SUITE D | R-2 | 1,423 SF | 200 SF | 8 |
| Grand total | | | | 51 |

| EXIT STAIR SUMMARY - BC TABLE 1005.1 | | | | |
|---|---|---|---|---|
| STAIR DESIGNATION | STAIR WIDTH (IN) | STAIRWAYS (INCHES PER OCCUPANT) | STAIR CAPACITY | STAIR LOAD |
| | | | TOTAL (292) | TOTAL (51) |
| STAIR - A | 44" | 0.3 | 146 | 26 |
| STAIR - B | 44" | 0.3 | 146 | 25 |

| EXIT SELF CLOSING DOOR SUMMARY - BC TABLE 1005.1 | | | | |
|---|---|---|---|---|
| DOOR DESIGNATION | DOOR CLEAR WIDTH (IN) | DOORWAY (INCHES PER OCCUPANT) | DOOR CAPACITY | DOOR LOAD |
| | | | TOTAL (340) | TOTAL (51) |
| STAIR - A - DOOR | 34" | 0.2 | 170 | 26 |
| STAIR - B - DOOR | 34" | 0.2 | 170 | 25 |

| EXIT STAIR TREADS AND RISERS - BC TABLE 1009 | | | | |
|---|---|---|---|---|
| STAIR DESIGNATION | TREAD (IN) | RISER (IN) | NO. RISERS (FLOOR TO FLOOR) | MAX. FLIGHT VERTICAL RISE |
| STAIR - A | 9.5" | 7.5" | 19 | 59.81" |
| STAIR - B | 9.5" | 7.5" | 19 | 74.75" |

| LENGTH OF TRAVEL DISTANCE (WITH SPRINKLER SYSTEM) | | | |
|---|---|---|---|
| OCCUPANCY GROUP | MAX. TRAVEL DISTANCE (BC TABLE 1015.1) | COMMON PATH OF EGRESS TRAVEL (BC 1013.3) | DEAD END (BC 1016.3) |
| R-2 | 200' | 125' | 40' |

| SUITE EXIT DOOR SUMMARY | |
|---|---|
| DOOR DESIGNATION | DOOR WIDTH (IN) |
| SUITE A DOOR | 36" |
| SUITE B DOOR | 36" |
| SUITE C DOOR | 36" |
| SUITE D DOOR | 36" |

| MULTI DWELLING LAW |
|---|
| SECTION 103.1 (b) EGRESS FROM APARTMENT MAXIMUM TRAVEL DISTANCE TO MEANS OF EGRESS FROM ANY ROOM WITHIN APARTMENT |
| 50' |

| RESTROOM TYPES | | |
|---|---|---|
| NAME | TYPE | DETAIL DRAWINGS |
| MB-C01 | ADAPTABLE | 1/A-973 |
| MB-C01B | ADAPTABLE | 1/A-979 |
| MB-C04 | ADAPTABLE | 10/A-974 |
| MB-C05 | ADAPTABLE | 1/A-975 |
| PR-C01 | ADAPTABLE | 1/A-988 |
| PR-C01 | ADAPTABLE | 1/A-988 |
| PR-C01 | ADAPTABLE | 1/A-988 |
| PR-C02 | ADAPTABLE | 6/A-988 |
| SB-A01 | A | 1/A-970 |
| SB-A01 | A | 1/A-970 |
| SB-A01 | A | 1/A-970 |
| TB-C01 | ADAPTABLE | 1/A-981 |
| TB-C01 | ADAPTABLE | 1/A-981 |
| TB-C04 | ADAPTABLE | 1/A-982 |

| KITCHEN | |
|---|---|
| NAME | DETAIL DRAWINGS |
| KIT-A | 1/A-950 |
| KIT-B / LIVING / DINING | 5/A-950 |
| KIT-C | 1/A-953 |
| KIT-D | 7/A-953 |

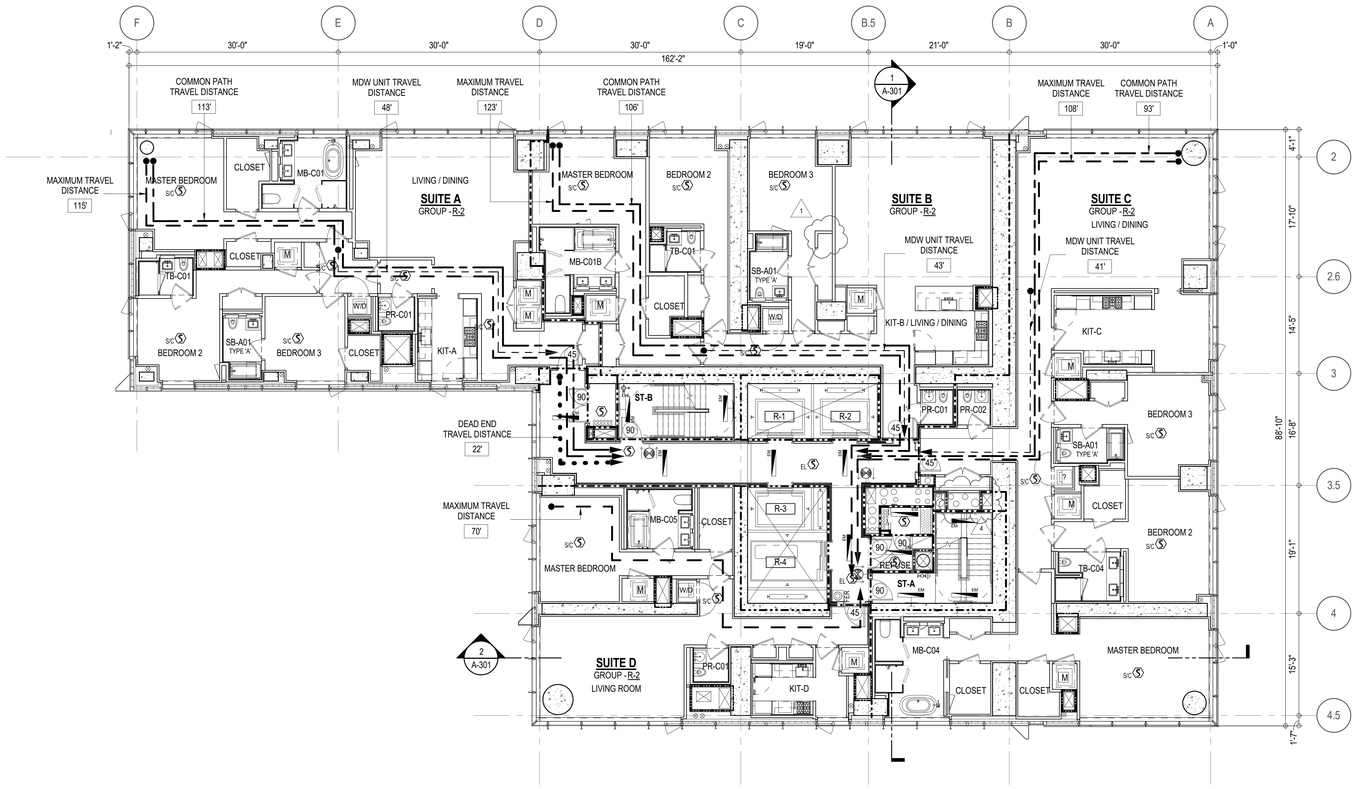


| LIGHT & AIR CALCULATION 22ND - 25HT FLOOR | | | | | | | | | |
|---|---|---|---|---|---|---|---|---|---|
| | | LIGHT REQUIREMENT <BC-1205> | | | | AIR REQUIREMENT <BC-1203> | | | |
| | | | PROVIDED Natural Light | | | | PROVIDED Natural Ventilating Openings | | |
| Room Name | Floor Area | REQ'D % of Light | # of Curtain Wall Panels (5' typ.)** | Area of Vision Glass | % of Natural Light | REQ'D % of Air | # of Operable Windows* | Area of Ventilating Openings | % of Natural Air |
| SUITE A | | | | | | | | | |
| BEDROOM 2 | 150 SF | 10% | 3.0 | 75.00 SF | 49.94% | 5% | 1 | 12.18 SF | 8.11% |
| BEDROOM 3 | 151 SF | 10% | 1.5 | 37.50 SF | 24.82% | 5% | 1 | 12.18 SF | 8.06% |
| KIT-A | 112 SF | 10% | 1.0 | 25.00 SF | 22.35% | 5% | 1 | 12.18 SF | 10.89% |
| LIVING / DINING | 438 SF | 10% | 4.0 | 100.00 SF | 22.84% | 5% | 2 | 24.36 SF | 5.56% |
| MASTER BEDROOM | 220 SF | 10% | 4.0 | 100.00 SF | 45.49% | 5% | 2 | 24.36 SF | 11.08% |
| SUITE B | | | | | | | | | |
| BEDROOM 2 | 154 SF | 10% | 2.0 | 50.00 SF | 32.52% | 5% | 1 | 12.18 SF | 7.92% |
| BEDROOM 3 | 167 SF | 10% | 2.0 | 50.00 SF | 29.95% | 5% | 1 | 12.18 SF | 7.30% |
| KIT-B / LIVING / DINING | 635 SF | 10% | 4.0 | 100.00 SF | 15.75% | ***2.5% | 2 | 24.36 SF | 3.84% |
| MASTER BEDROOM | 196 SF | 10% | 2.0 | 50.00 SF | 25.47% | 5% | 1 | 12.18 SF | 6.20% |
| SUITE C | | | | | | | | | |
| BEDROOM 2 | 207 SF | 10% | 3.0 | 75.00 SF | 36.19% | 5% | 1 | 12.18 SF | 5.88% |
| BEDROOM 3 | 177 SF | 10% | 2.0 | 50.00 SF | 28.20% | 5% | 1 | 12.18 SF | 6.87% |
| KIT-C | 240 SF | 10% | 3.0 | 75.00 SF | 31.30% | 5% | 1 | 12.18 SF | 5.08% |
| LIVING / DINING | 620 SF | 10% | 6.0 | 150.00 SF | 24.17% | 5% | 3 | 36.54 SF | 5.89% |
| MASTER BEDROOM | 295 SF | 10% | 5.0 | 125.00 SF | 42.43% | 5% | 2 | 24.36 SF | 8.27% |
| SUITE D | | | | | | | | | |
| KIT-D | 101 SF | 10% | 3.0 | 75.00 SF | 74.42% | 5% | 1 | 12.18 SF | 12.09% |
| LIVING ROOM | 331 SF | 10% | 5.0 | 125.00 SF | 37.82% | 5% | 2 | 24.36 SF | 7.37% |
| MASTER BEDROOM | 189 SF | 10% | 3.0 | 75.00 SF | 39.65% | 5% | 1 | 12.18 SF | 6.44% |

*AREA OF VENTILATING OPENING / UNIT: 12.18 SF

**AREA OF NATURAL LIGHT SOURCES: 25.00 SF
(BASED ON THE MINIMUM AREA PROVIDED FROM 5'-0" MODULE W/ SPLIT MULLION)

*** 2.5% AIR IS REQUIRED PER BC 1203.4.1.2.1 EXCEPTION 1

**EGRESS AND FIRE RATING LEGEND**

- ONE HOUR RATED PARTITION
- TWO HOUR RATED PARTITION
- THREE HOUR RATED PARTITION
- FOUR HOUR RATED PARTITION
- NON RATED SMOKE SEPARATION
- COMMON TRAVEL DISTANCE
- DEAD END
- MAXIMUM TRAVEL DISTANCE
- MAXIMUM TRAVEL DISTANCE WITHIN DWELLING UNIT

**SYMBOLS LEGEND**

- ILLUMINATED EXIT SIGN (ARROW INDICATES DIRECTION)
- ILLUMINATED EXIT SIGN (ARROW INDICATES DIRECTION)
- WALL MOUNTEDILLUMINATED EXIT SIGN (ARROW INDICATES DIRECTION)
- ILLUMINATED EXIT SIGN
- WALL MOUNTED ILLUMINATED NO EXIT SIGN
- WALL MOUNTED ILLUMINATED NO EXIT SIGN (ROOF ACCESS ONLY)
- ILLUMINATED NO EXIT SIGN
- ILLUMINATED NO EXIT SIGN (ROOF ACCESS ONLY)
- FEC FIRE EXTINGUISHER CABINET
- SPRINKLER HEAD (REFER TO FP DRAWINGS)
- STANDPIPE
- SPRINKLER RISER
- SIAMESE CONNECTION
- SMOKE DETECTOR
- SMOKE /CARBON MONOXIDE DETECTOR
- CEILING MOUNTED EMERGENCY LIGHT
- WALL MOUNTED EMERGENCY LIGHT
- 90 DOOR RATING (MINUTES)

**SYMBOLS LEGEND**

- REVERSIBLE DOOR SWING
- W/D STACKED W/D TO BE REPLACED BY ACCESSIBLE COMBINATION UNIT AT REQUEST OF DWELLING UNIT OWNER
- M MECHANICAL UNIT

KEY PLAN:

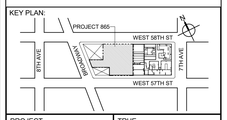


PROJECT NORTH

TRUE NORTH

DEVELOPER:
**EXTELL DEVELOPMENT COMPANY**
805 THIRD AVENUE, 7TH FLOOR
New York, NY 10022 USA
TEL: 212 712 6000 FAX: 212 712 6100

DESIGN ARCHITECT: Base Building Shell & Core
**ADRIAN SMITH + GORDON GILL ARCHITECTURE**
111 WEST MONROE STREET SUITE 2300
CHICAGO IL 60603
TEL: 312 920 1888 FAX: 312 920 1775

ARCHITECT OF RECORD: Base Building Shell & Core
**AAI ARCHITECTS, P.C.**
401 Wellington St. W., 3rd Floor
Toronto, ON M5V 1E7 Canada
TEL: 416 967 1500 FAX: 416 967 7150

STRUCTURAL ENGINEERS:
**WSP CANTOR SEINUK**
228 EAST 45th Street
New York, NY 10017 USA
TEL: 212 687 9888 FAX: 646 487 5501

MEP ENGINEERS:
**AKF GROUP**
1501 Broadway
New York, NY 10036 USA
TEL: 212 354 5656 FAX: 212 354 5668

GEOTECHNICAL ENGINEERS:
**Langan Engineering & Environmental Services**
21 Penn Plaza - 360 West 31st Street, 8th Floor
New York, NY 10001-2727
TEL: 212 479 5400 FAX: 212 479 5444

CODE CONSULTANTS:
**Construction Consulting Associates**
100 Church Street
New York, NY 10007
TEL: 212 385 1818 FAX: 212 385 1911

CURTAINWALL CONSULTANT:
**AJLP Consulting**
40 Worth Street, Suite 826
New York, NY 10013
TEL: 212 757 5659 FAX: 646 219 8508

LANDMARK/PRESERVATION CONSULTANT:
**Higgins Quasebarth & Partners LLC**
11 Hanover Square, 16th Floor
New York, NY 1005
TEL: 212 274 9468 FAX: 646 274 9380

LANDMARK/PRESERVATION CONSULTANT:
**Jan Hird Pokorny Associates, Inc.**
39 West 37th Street, 12A
New York, NY 10018
TEL: 212 759 6462 FAX: 212 759 6540

| No. | DESCRIPTION: | DATE: |
|---|---|---|
| | D.O.B. AMENDMENT 2 | 21 SEP 15 |
| 1 | CD PROGRESS ISSUE 6 | 02 NOV 15 |
| 2 | CD PROGRESS ISSUE 7 | 29 JAN 16 |
| 3 | CD ISSUE 8 - GMP SET | 31 MAR 16 |
| 4 | CD BULLETIN ISSUE - 7 | 14 SEP 16 |
| | D.O.B. AMENDMENT 3 | 03 OCT 16 |

**D.O.B. SUBMISSION**

Discrepancies must be reported immediately to the Architect before proceeding. Only figured dimensions are to be used. Contractors must check all dimensions on site. This drawing is protected by copyright.

ALL DIMENSIONS ARE SHOWN IN IMPERIAL.

CONSULTANT:
AAI ARCHITECTS, P.C.

PROJECT:
**217 WEST 57TH STREET**
NEW YORK, NY

DRAWING TITLE:
22ND - 25TH FLOOR PLAN
BUILDING CODE NOTES
(RESIDENTIAL-TIER 1) (45TH-48TH FLOOR)

SEAL & SIGNATURE:
REGISTERED ARCHITECT JAMES DAVID JANKOWSKI No. 028881 STATE OF NEW YORK

| | |
|---|---|
| DATE: | 21 SEP 15 |
| PROJECT No: | 1216-00 |
| DRAWN: Author | REV: |
| Chk'd: Checker | 4 |
| SCALE: 1/8" = 1'-0" | |
| DWG No: | A-054.02 |
| DOB PAGE No: | 58 of 454 |

DOB EMPLOYEE STAMP: DOB B-SCAN:

36" x 48" Arch E, SHEET SIZE
FILE NAME: C:\Revit Local Files\Admin\EXTELL-865-AAI-TWR-DOB_Christ.rvt
PLOT DATE: 07/06/16 12:55:28 PM

| OCCUPANT LOADS SUMMARY 26TH FLOOR PLAN | | | | |
|---|---|---|---|---|
| OCCUPANCY | OCCUPANCY GROUP | AREA | OCCUPANCY LOAD FACTOR | OCCUPANT LOAD |
| SUITE A | R-2 | 2,425 SF | 200 SF | 13 |
| SUITE B | R-2 | 2,536 SF | 200 SF | 13 |
| SUITE C | R-2 | 3,282 SF | 200 SF | 17 |
| SUITE D | R-2 | 1,423 SF | 200 SF | 8 |
| Grand total | | | | 51 |

| EXIT STAIR SUMMARY - BC TABLE 1005.1 | | | | |
|---|---|---|---|---|
| STAIR DESIGNATION | STAIR WIDTH (IN) | STAIRWAYS (INCHES PER OCCUPANT) | STAIR CAPACITY | STAIR LOAD |
| | | | TOTAL (292) | TOTAL (48) |
| STAIR - A | 44" | 0.3 | 146 | 24 |
| STAIR - B | 44" | 0.3 | 146 | 24 |

| EXIT SELF CLOSING DOOR SUMMARY - BC TABLE 1005.1 | | | | |
|---|---|---|---|---|
| DOOR DESIGNATION | DOOR CLEAR WIDTH (IN) | DOORWAY (INCHES PER OCCUPANT) | DOOR CAPACITY | DOOR LOAD |
| | | | TOTAL (340) | TOTAL (48) |
| STAIR - A - DOOR | 34" | 0.2 | 170 | 24 |
| STAIR - B - DOOR | 34" | 0.2 | 170 | 24 |

| EXIT STAIR TREADS AND RISERS - BC TABLE 1009 | | | | |
|---|---|---|---|---|
| STAIR DESIGNATION | TREAD (IN) | RISER (IN) | NO. RISERS (FLOOR TO FLOOR) | MAX. FLIGHT VERTICAL RISE |
| STAIR - A | 9.5" | 7.5" | 19 | 59.81" |
| STAIR - B | 9.5" | 7.5" | 19 | 74.75" |

| LENGTH OF TRAVEL DISTANCE (WITH SPRINKLER SYSTEM) | | | |
|---|---|---|---|
| OCCUPANCY GROUP | MAX. TRAVEL DISTANCE (BC TABLE 1015.1) | COMMON PATH OF EGRESS TRAVEL (BC 1013.3) | DEAD END (BC 1016.3) |
| R-2 | 200' | 125' | 40' |

| SUITE EXIT DOOR SUMMARY | |
|---|---|
| DOOR DESIGNATION | DOOR WIDTH (IN) |
| SUITE A DOOR | 36" |
| SUITE B DOOR | 36" |
| SUITE C DOOR | 36" |
| SUITE D DOOR | 36" |

| MULTI DWELLING LAW |
|---|
| SECTION 103.1 (b) EGRESS FROM APARTMENT MAXIMUM TRAVEL DISTANCE TO MEANS OF EGRESS FROM ANY ROOM WITHIN APARTMENT |
| 50' |

| RESTROOM TYPES | | |
|---|---|---|
| NAME | TYPE | DETAIL DRAWINGS |
| MB-C01 | ADAPTABLE | 1/A-973 |
| MB-C01B | ADAPTABLE | 1/A-979 |
| MB-C04 | ADAPTABLE | 10/A-974 |
| MB-C05 | ADAPTABLE | 1/A-975 |
| PR-C01 | ADAPTABLE | 1/A-988 |
| PR-C01 | ADAPTABLE | 1/A-988 |
| PR-C01 | ADAPTABLE | 1/A-988 |
| PR-C02 | ADAPTABLE | 6/A-988 |
| SB-A01 | A | 1/A-970 |
| SB-A01 | A | 1/A-970 |
| SB-A01 | A | 1/A-970 |
| TB-C01 | ADAPTABLE | 1/A-981 |
| TB-C01 | ADAPTABLE | 1/A-981 |
| TB-C04 | ADAPTABLE | 1/A-982 |

| KITCHEN | |
|---|---|
| NAME | DETAIL DRAWINGS |
| KIT-A | 1/A-950 |
| KIT-B / LIVING / DINING | 5/A-950 |
| KIT-C | 1/A-953 |
| KIT-D | 7/A-953 |

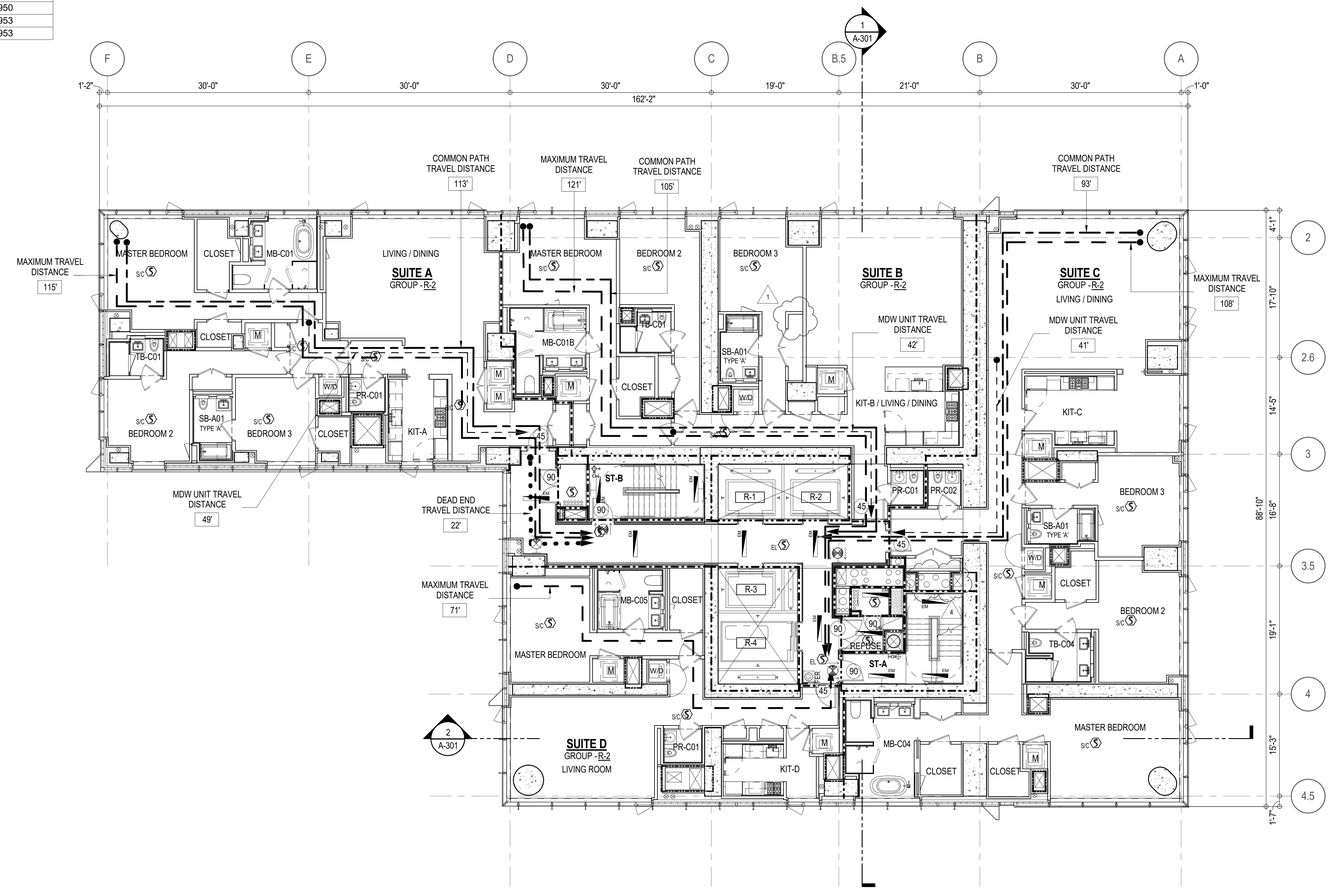


| LIGHT & AIR CALCULATION 26TH FLOOR | | | | | | | | | |
|---|---|---|---|---|---|---|---|---|---|
| | | LIGHT REQUIREMENT <BC-1205> | | | | AIR REQUIREMENT <BC-1203> | | | |
| | | | PROVIDED Natural Light | | | | PROVIDED Natural Ventilating Openings | | |
| Room Name | Floor Area | REQ'D % of Light | # of Curtain Wall Panels (5' typ.)** | Area of Vision Glass | % of Natural Light | REQ'D % of Air | # of Operable Windows* | Area of Ventilating Openings | % of Natural Air |
| SUITE A | | | | | | | | | |
| BEDROOM 2 | 149 SF | 10% | 3.0 | 85.50 SF | 57.37% | 5% | 1 | 13.64 SF | 9.15% |
| BEDROOM 3 | 150 SF | 10% | 1.5 | 42.75 SF | 28.53% | 5% | 1 | 13.64 SF | 9.10% |
| KIT-A | 111 SF | 10% | 1.0 | 28.50 SF | 25.62% | 5% | 1 | 13.64 SF | 12.26% |
| LIVING / DINING | 432 SF | 10% | 4.0 | 114.00 SF | 26.37% | 5% | 2 | 27.28 SF | 6.31% |
| MASTER BEDROOM | 213 SF | 10% | 4.0 | 114.00 SF | 53.45% | 5% | 2 | 27.28 SF | 12.79% |
| SUITE B | | | | | | | | | |
| BEDROOM 2 | 155 SF | 10% | 2.0 | 57.00 SF | 36.80% | 5% | 1 | 13.64 SF | 8.81% |
| BEDROOM 3 | 167 SF | 10% | 2.0 | 57.00 SF | 34.14% | 5% | 1 | 13.64 SF | 8.17% |
| KIT-B / LIVING / DINING | 632 SF | 10% | 4.0 | 114.00 SF | 18.04% | ***2.5% | 2 | 27.28 SF | 4.32% |
| MASTER BEDROOM | 196 SF | 10% | 2.0 | 57.00 SF | 29.14% | 5% | 1 | 13.64 SF | 6.97% |
| SUITE C | | | | | | | | | |
| BEDROOM 2 | 205 SF | 10% | 3.0 | 85.50 SF | 41.74% | 5% | 1 | 13.64 SF | 6.66% |
| BEDROOM 3 | 167 SF | 10% | 2.0 | 57.00 SF | 34.14% | 5% | 1 | 13.64 SF | 8.17% |
| KIT-C | 242 SF | 10% | 3.0 | 85.50 SF | 35.28% | 5% | 1 | 13.64 SF | 5.63% |
| LIVING / DINING | 613 SF | 10% | 6.0 | 171.00 SF | 27.91% | 5% | 3 | 40.92 SF | 6.68% |
| MASTER BEDROOM | 289 SF | 10% | 5.0 | 142.50 SF | 49.29% | 5% | 2 | 27.28 SF | 9.44% |
| SUITE D | | | | | | | | | |
| KIT-D | 101 SF | 10% | 3.0 | 85.50 SF | 84.81% | 5% | 1 | 13.64 SF | 13.53% |
| LIVING ROOM | 331 SF | 10% | 5.0 | 142.50 SF | 43.12% | 5% | 2 | 27.28 SF | 8.25% |
| MASTER BEDROOM | 189 SF | 10% | 3.0 | 85.50 SF | 45.23% | 5% | 1 | 13.64 SF | 7.21% |

*AREA OF VENTILATING OPENING / UNIT: 13.64 SF

**AREA OF NATURAL LIGHT SOURCES: 28.50 SF
(BASED ON THE MINIMUM AREA PROVIDED FROM 5'-0" MODULE W/ SPLIT MULLION)

*** 2.5% AIR IS REQUIRED PER BC 1203.4.1.2.1 EXCEPTION 1

**EGRESS AND FIRE RATING LEGEND**

- ONE HOUR RATED PARTITION
- TWO HOUR RATED PARTITION
- THREE HOUR RATED PARTITION
- FOUR HOUR RATED PARTITION
- NON RATED SMOKE SEPARATION
- COMMON TRAVEL DISTANCE
- DEAD END
- MAXIMUM TRAVEL DISTANCE
- MAXIMUM TRAVEL DISTANCE WITHIN DWELLING UNIT

**SYMBOLS LEGEND**

- ILLUMINATED EXIT SIGN (ARROW INDICATES DIRECTION)
- ILLUMINATED EXIT SIGN (ARROW INDICATES DIRECTION)
- WALL MOUNTEDILLUMINATED EXIT SIGN (ARROW INDICATES DIRECTION)
- ILLUMINATED EXIT SIGN
- WALL MOUNTED ILLUMINATED NO EXIT SIGN
- WALL MOUNTED ILLUMINATED NO EXIT SIGN (ROOF ACCESS ONLY)
- ILLUMINATED NO EXIT SIGN
- ILLUMINATED NO EXIT SIGN (ROOF ACCESS ONLY)
- FEC FIRE EXTINGUISHER CABINET
- SPRINKLER HEAD (REFER TO FP DRAWINGS)
- STANDPIPE
- SPRINKLER RISER
- SIAMESE CONNECTION
- SMOKE DETECTOR
- SMOKE /CARBON MONOXIDE DETECTOR
- CEILING MOUNTED EMERGENCY LIGHT
- WALL MOUNTED EMERGENCY LIGHT
- 90 DOOR RATING (MINUTES)

**SYMBOLS LEGEND**

- REVERSIBLE DOOR SWING
- W/D STACKED W/D TO BE REPLACED BY ACCESSIBLE COMBINATION UNIT AT REQUEST OF DWELLING UNIT OWNER
- M MECHANICAL UNIT

KEY PLAN:

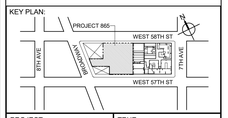


PROJECT NORTH

TRUE NORTH


DEVELOPER:
**EXTELL DEVELOPMENT COMPANY**
805 THIRD AVENUE, 7TH FLOOR
New York, NY 10022 USA
TEL: 212 712 6000 FAX: 212 712 6100

DESIGN ARCHITECT: Base Building Shell & Core
**ADRIAN SMITH + GORDON GILL ARCHITECTURE**
111 WEST MONROE STREET SUITE 2300
CHICAGO IL 60603
TEL: 312 920 1888 FAX: 312 920 1775

ARCHITECT OF RECORD: Base Building Shell & Core
**AAI ARCHITECTS, P.C.**
401 Wellington St. W., 3rd Floor
Toronto, ON M5V 1E7 Canada
TEL: 416 967 1500 FAX: 416 967 7150

STRUCTURAL ENGINEERS:
**WSP CANTOR SEINUK**
228 EAST 45th Street
New York, NY 10017 USA
TEL: 212 687 9888 FAX: 646 487 5501

MEP ENGINEERS:
**AKF GROUP**
1501 Broadway
New York, NY 10036 USA
TEL: 212 354 5656 FAX: 212 354 5668

GEOTECHNICAL ENGINEERS:
**Langan Engineering & Environmental Services**
21 Penn Plaza - 360 West 31st Street, 8th Floor
New York, NY 10001-2727
TEL: 212 479 5400 FAX: 212 479 5444

CODE CONSULTANTS:
**Construction Consulting Associates**
100 Church Street
New York, NY 10007
TEL: 212 385 1818 FAX: 212 385 1911

CURTAINWALL CONSULTANT:
**AJLP Consulting**
40 Worth Street, Suite 826
New York, NY 10013
TEL: 212 757 5659 FAX: 646 219 8508

LANDMARK/PRESERVATION CONSULTANT:
**Higgins Quasebarth & Partners LLC**
11 Hanover Square, 16th Floor
New York, NY 1005
TEL: 212 274 9468 FAX: 646 274 9380

LANDMARK/PRESERVATION CONSULTANT:
**Jan Hird Pokorny Associates, Inc.**
39 West 37th Street, 12A
New York, NY 10018
TEL: 212 759 6462 FAX: 212 759 6540


| No. | DESCRIPTION: | DATE: |
|---|---|---|
| | D.O.B. AMENDMENT 2 | 21 SEP 15 |
| 1 | CD PROGRESS ISSUE 6 | 02 NOV 15 |
| 2 | CD PROGRESS ISSUE 7 | 29 JAN 16 |
| 3 | CD ISSUE 8 - GMP SET | 31 MAR 16 |
| 4 | CD BULLETIN ISSUE - 7 | 14 SEP 16 |
| | D.O.B. AMENDMENT 3 | 03 OCT 16 |

**D.O.B. SUBMISSION**


Discrepancies must be reported immediately to the Architect before proceeding. Only figured dimensions are to be used. Contractors must check all dimensions on site. This drawing is protected by copyright.


ALL DIMENSIONS ARE SHOWN IN IMPERIAL.

CONSULTANT:

AAI ARCHITECTS, P.C.

PROJECT:

**217 WEST 57TH STREET**
NEW YORK, NY

DRAWING TITLE:

26TH FLOOR PLAN
BUILDING CODE NOTES
(RESIDENTIAL-TIER 1) (MFD-49TH FLOOR)

SEAL & SIGNATURE:

REGISTERED ARCHITECT JOSE DAVID JAUREGI No. 028881 STATE OF NEW YORK

| | |
|---|---|
| DATE: | 21 SEP 15 |
| PROJECT No: | 1216-00 |
| DRAWN: Author | REV: 4 |
| CHK: Checker | |
| SCALE: 1/8" = 1'-0" | |
| DWG No: | A-055.02 |
| DOB PAGE No: | 59 of 454 |

DOB EMPLOYEE STAMP:

DOB B-SCAN:


DEPT OF BLDGS 421263305 Job Number
E1571895906 Scan Code
36" x 48" Arch E, SHEET SIZE
FILE NAME: C:\Revit Local Files\Admin\EXTELL-865-AAI-TWR-DOB_Christ.rvt
PLOT DATE: 07/29/16 12:36:34 PM

DEPT OF BLDGS 421208305 Job Number | ES7 14429159 Scan Code

36" x 48" Arch E, SHEET SIZE

**OCCUPANT LOADS SUMMARY 27TH FLOOR PLAN**

| OCCUPANCY | OCCUPANCY GROUP | AREA | OCCUPANCY LOAD FACTOR | OCCUPANT LOAD |
|---|---|---|---|---|
| ELECTRICAL ROOM | F-2 | 742 SF | 300 SF | 3 |
| MECHANICAL | F-2 | 7,743 SF | 300 SF | 26 |
| Grand total | | | | 29 |

**EXIT STAIR SUMMARY - BC TABLE 1005.1**

| STAIR DESIGNATION | STAIR WIDTH (IN) | STAIRWAYS (INCHES PER OCCUPANT) | STAIR CAPACITY | STAIR LOAD |
|---|---|---|---|---|
| | | | TOTAL (292) | TOTAL (29) |
| STAIR - A | 44" | 0.3 | 146 | 14 |
| STAIR - B | 44" | 0.3 | 146 | 15 |

**EXIT SELF CLOSING DOOR SUMMARY - BC TABLE 1005.1**

| DOOR DESIGNATION | DOOR CLEAR WIDTH (IN) | DOORWAY (INCHES PER OCCUPANT) | DOOR CAPACITY | DOOR LOAD |
|---|---|---|---|---|
| | | | TOTAL (340) | TOTAL (29) |
| STAIR - A - DOOR | 34" | 0.2 | 170 | 14 |
| STAIR - B - DOOR | 34" | 0.2 | 170 | 15 |

**EXIT STAIR TREADS AND RISERS - BC TABLE 1009**

| STAIR DESIGNATION | TREAD (IN) | RISER (IN) | NO. RISERS (FLOOR TO FLOOR) | MAX. FLIGHT VERTICAL RISE |
|---|---|---|---|---|
| STAIR - A | 9.5" | 7.38" | 26 | 51.69" |
| STAIR - B | 9.5" | 7.68" | 25 | 69.12" |

**LENGTH OF TRAVEL DISTANCE (WITH SPRINKLER SYSTEM)**

| OCCUPANCY GROUP | MAX. TRAVEL DISTANCE (BC TABLE 1015.1) | COMMON PATH OF EGRESS TRAVEL (BC 1013.3) | DEAD END (BC 1016.3) |
|---|---|---|---|
| F-2 | 250' | 100' | 50' |

* F-2 IS ACCESSORY TO RESIDENTIAL R-2

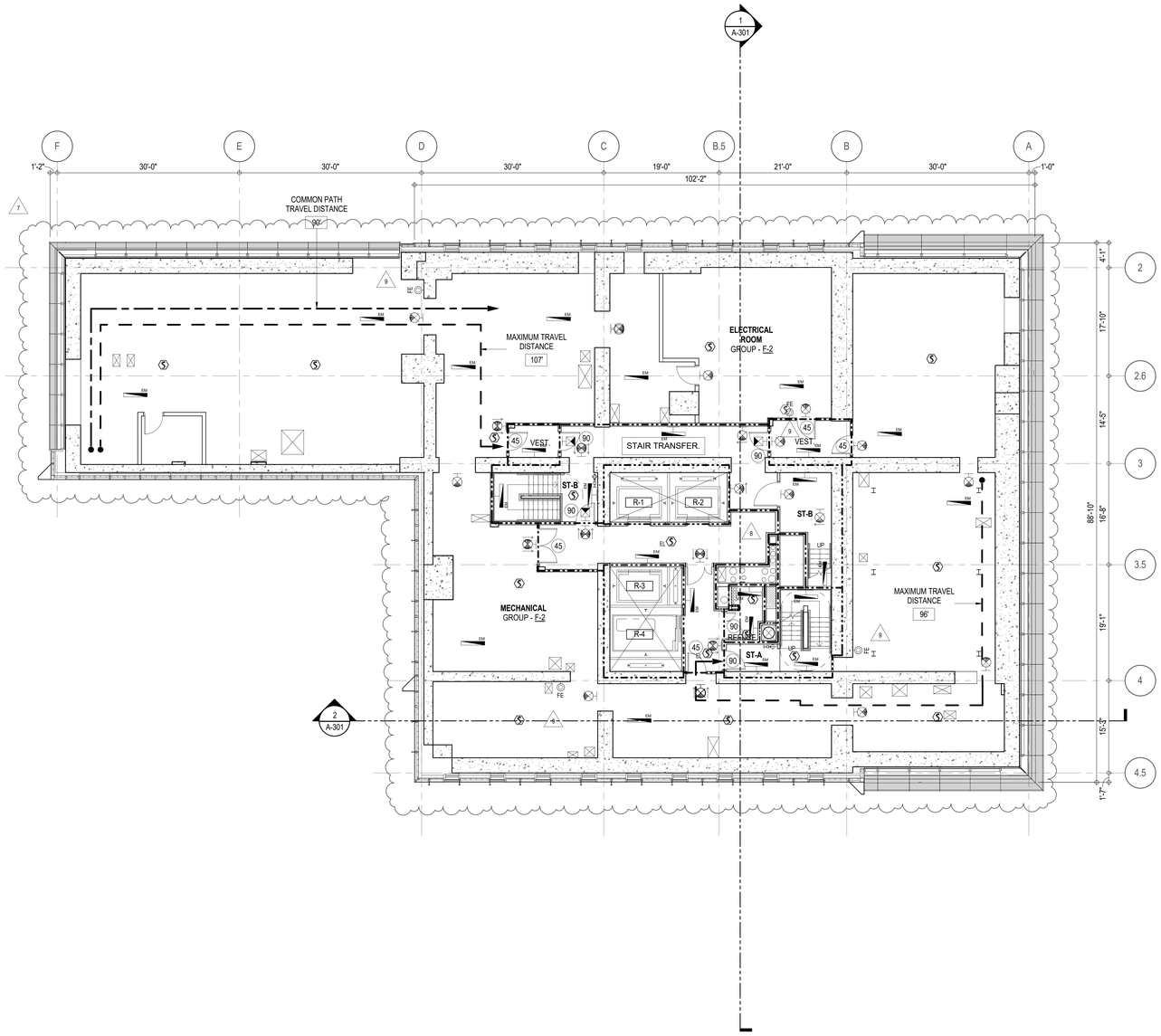


**EGRESS AND FIRE RATING LEGEND**

- ONE HOUR RATED PARTITION
- TWO HOUR RATED PARTITION
- THREE HOUR RATED PARTITION
- FOUR HOUR RATED PARTITION
- NON RATED SMOKE SEPARATION
- COMMON TRAVEL DISTANCE
- DEAD END
- MAXIMUM TRAVEL DISTANCE
- MAXIMUM TRAVEL DISTANCE WITHIN DWELLING UNIT

**SYMBOLS LEGEND**

- ILLUMINATED EXIT SIGN (ARROW INDICATES DIRECTION)
- ILLUMINATED EXIT SIGN (ARROW INDICATES DIRECTION)
- WALL MOUNTED ILLUMINATED EXIT SIGN (ARROW INDICATES DIRECTION)
- ILLUMINATED EXIT SIGN
- WALL MOUNTED ILLUMINATED NO EXIT SIGN
- WALL MOUNTED ILLUMINATED NO EXIT SIGN (ROOF ACCESS ONLY)
- ILLUMINATED NO EXIT SIGN
- ILLUMINATED NO EXIT SIGN (ROOF ACCESS ONLY)
- FEC FIRE EXTINGUISHER CABINET
- SPRINKLER HEAD (REFER TO FP DRAWINGS)
- STANDPIPE
- SPRINKLER RISER
- SIAMESE CONNECTION
- SMOKE DETECTOR
- SC SMOKE /CARBON MONOXIDE DETECTOR
- EM CEILING MOUNTED EMERGENCY LIGHT
- EM WALL MOUNTED EMERGENCY LIGHT
- 90 DOOR RATING (MINUTES)

**SYMBOLS LEGEND**

- REVERSIBLE DOOR SWING
- W/D STACKED W/D TO BE REPLACED BY ACCESSIBLE COMBINATION UNIT AT REQUEST OF DWELLING UNIT OWNER
- M MECHANICAL UNIT

KEY PLAN:

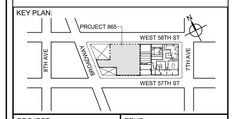


PROJECT NORTH | TRUE NORTH


DEVELOPER:
**EXTELL DEVELOPMENT COMPANY**
805 THIRD AVENUE, 7TH FLOOR
New York, NY 10022 USA
TEL: 212 712 6000 FAX: 212 712 6100

DESIGN ARCHITECT: Base Building Shell & Core
**ADRIAN SMITH + GORDON GILL ARCHITECTURE**
111 WEST MONROE STREET SUITE 2300
CHICAGO IL 60603
TEL: 312 920 1888 FAX: 312 920 1775

ARCHITECT OF RECORD: Base Building Shell & Core
**AAI ARCHITECTS, P.C.**
401 Wellington St. W., 3rd Floor
Toronto, ON M5V 1E7 Canada
TEL: 416 967 1500 FAX: 416 967 7150

STRUCTURAL ENGINEERS:
**WSP CANTOR SEINUK**
228 EAST 45th Street
New York, NY 10017 USA
TEL: 212 687 9888 FAX: 646 487 5501

MEP ENGINEERS:
**AKF GROUP**
1501 Broadway
New York, NY 10036 USA
TEL: 212 354 5656 FAX: 212 354 5668

GEOTECHNICAL ENGINEERS:
**Langan Engineering & Environmental Services**
21 Penn Plaza - 360 West 31st Street, 8th Floor
New York, NY 10001-2727
TEL: 212 479 5400 FAX: 212 479 5444

CODE CONSULTANTS:
**Construction Consulting Associates**
100 Church Street
New York, NY 10007
TEL: 212 385 1818 FAX: 212 385 1911

CURTAINWALL CONSULTANT:
**AJLP Consulting**
40 Worth Street, Suite 826
New York, NY 10013
TEL: 212 757 5659 FAX: 646 219 8508

LANDMARK/PRESERVATION CONSULTANT:
**Higgins Quasebarth & Partners LLC**
11 Hanover Square, 16th Floor
New York, NY 1005
TEL: 212 274 9468 FAX: 646 274 9380

LANDMARK/PRESERVATION CONSULTANT:
**Jan Hird Pokorny Associates, Inc.**
39 West 37th Street, 12A
New York, NY 10018
TEL: 212 759 6462 FAX: 212 759 6540


| No. | DESCRIPTION: | DATE: |
|---|---|---|
| 1 | CD PROGRESS ISSUE 1 | 15 OCT 14 |
| 2 | D.O.B. SUBMISSION | 05 DEC 14 |
| 3 | CD PROGRESS ISSUE 2 | 19 DEC 14 |
| 4 | D.O.B. SUBMISSION | 18 FEB 15 |
| 5 | CD PROGRESS ISSUE 3 | 09 MAR 15 |
| | D.O.B. SUBMISSION | 27 APR 15 |
| 6 | CD PROGRESS ISSUE 4 | 01 JUN 15 |
| | D.O.B. AMENDMENT 2 | 21 SEP 15 |
| 7 | CD PROGRESS ISSUE 6 | 02 NOV 15 |
| 8 | CD PROGRESS ISSUE 7 | 29 JAN 16 |
| 9 | CD ISSUE 8 - GMP SET | 31 MAR 16 |
| | D.O.B. AMENDMENT 3 | 03 OCT 16 |

**D.O.B. SUBMISSION**


Discrepancies must be reported immediately to the Architect before proceeding. Only figured dimensions are to be used. Contractors must check all dimensions on site. This drawing is protected by copyright.


ALL DIMENSIONS ARE SHOWN IN IMPERIAL.

CONSULTANT: AAI ARCHITECTS, P.C.

PROJECT:
**217 WEST 57TH STREET**
NEW YORK, NY

DRAWING TITLE:
27TH FLOOR PLAN
BUILDING CODE NOTES
(MECHANICAL) (MFD-50TH FLOOR)

SEAL & SIGNATURE: REGISTERED ARCHITECT ADRIAN DAVID SMITH No. 028881 STATE OF NEW YORK

| | |
|---|---|
| DATE: | 15 OCT 14 |
| PROJECT No: | 1216-00 |
| DRAWN: Author | REV: |
| Chkr. Checker | 9 |
| SCALE: 1/8" = 1'-0" | |
| DWG No: | A-056.02 |
| DOB PAGE No: | 60 of 454 |

DOB EMPLOYEE STAMP: | DOB B-SCAN:

(LAST ISSUES AS - A-052 - CD PROGRESS ISSUE 4)

FILE NAME: C:\Revit Local Files\Admin\EXTELL-865-AAI-TWR-DOB_Chris.rvt
PLOT DATE: 07 Nov 16 12:31:18 PM

DEPT OF BLDGS 421263426 Job Number
E300539409 Scan Code

| OCCUPANT LOADS SUMMARY 28TH FLOOR PLAN | | | | |
|---|---|---|---|---|
| OCCUPANCY | OCCUPANCY GROUP | AREA | OCCUPANCY LOAD FACTOR | OCCUPANT LOAD |
| SUITE A | R-2 | 7,676 SF | 200 SF | 39 |
| Grand total | | | | 39 |

| EXIT STAIR SUMMARY - BC TABLE 1005.1 | | | | |
|---|---|---|---|---|
| STAIR DESIGNATION | STAIR WIDTH (IN) | STAIRWAYS (INCHES PER OCCUPANT) | STAIR CAPACITY | STAIR LOAD |
| | | | TOTAL (292) | TOTAL (39) |
| STAIR - A | 44" | 0.3 | 146 | 19 |
| STAIR - B | 44" | 0.3 | 146 | 20 |

| EXIT SELF CLOSING DOOR SUMMARY - BC TABLE 1005.1 | | | | |
|---|---|---|---|---|
| DOOR DESIGNATION | DOOR CLEAR WIDTH (IN) | DOORWAY (INCHES PER OCCUPANT) | DOOR CAPACITY | DOOR LOAD |
| | | | TOTAL (340) | TOTAL (39) |
| STAIR - A - DOOR | 34" | 0.2 | 170 | 19 |
| STAIR - B - DOOR | 34" | 0.2 | 170 | 20 |

| EXIT STAIR TREADS AND RISERS - BC TABLE 1009 | | | | |
|---|---|---|---|---|
| STAIR DESIGNATION | TREAD (IN) | RISER (IN) | NO. RISERS (FLOOR TO FLOOR) | MAX. FLIGHT VERTICAL RISE |
| STAIR - A | 9.5" | 7.56" | 38 | 144.00" |
| STAIR - B | 9.5" | 7.58" | 38 | 144.00" |

| LENGTH OF TRAVEL DISTANCE (WITH SPRINKLER SYSTEM) | | | |
|---|---|---|---|
| OCCUPANCY GROUP | MAX. TRAVEL DISTANCE (BC TABLE 1015.1) | COMMON PATH OF EGRESS TRAVEL (BC 1013.3) | DEAD END (BC 1016.3) |
| R-2 | 200' | 125' | 40' |

| SUITE EXIT DOOR SUMMARY | |
|---|---|
| DOOR DESIGNATION | DOOR WIDTH (IN) |
| SUITE A DOOR 1 | 60.5" |
| SUITE A DOOR 2 | 36" |
| SUITE A DOOR 3 | 36" |

| MULTI DWELLING LAW |
|---|
| SECTION 103.1 (b) EGRESS FROM APARTMENT MAXIMUM TRAVEL DISTANCE TO MEANS OF EGRESS FROM ANY ROOM WITHIN APARTMENT |
| 50' |

**LIGHT & AIR CALCULATION 28TH FLOOR**

| | | LIGHT REQUIREMENT <BC-1205> | | | | AIR REQUIREMENT <BC-1203> | | | | |
|---|---|---|---|---|---|---|---|---|---|---|
| | | | PROVIDED Natural Light | | | | PROVIDED Natural Ventilating Openings | | | |
| Room Name | Floor Area | REQ'D % of Light | # of Curtain Wall Panels (5' typ.)** | Area of Vision Glass | % of Natural Light | REQ'D % of Air | Door Opening Area | # of Operable Windows* | Area of Ventilating Openings | % of Natural Air |
| SUITE A | | | | | | | | | | |
| BEDROOM 2 | 222 SF | 10% | 4.5 | 128.25 SF | 57.74% | 5% | 0.00 SF | 1 | 13.64 SF | 6.14% |
| BEDROOM 3 | 165 SF | 10% | 2.0 | 57.00 SF | 34.57% | 5% | 0.00 SF | 1 | 13.64 SF | 8.27% |
| BEDROOM 4 | 209 SF | 10% | 3.0 | 85.50 SF | 40.83% | 5% | 0.00 SF | 1 | 13.64 SF | 6.51% |
| DINING ROOM | 685 SF | 10% | 6.0 | 171.00 SF | 24.95% | 5% | 0.00 SF | 3 | 40.92 SF | 5.97% |
| KIT-A / FAMILY | 663 SF | 10% | 7.0 | 199.50 SF | 30.08% | 5% | 20.00 SF | 1 | 33.64 SF | 5.07% |
| LIBRARY | 280 SF | 10% | 2.0 | 57.00 SF | 20.37% | 5% | 0.00 SF | 2 | 27.28 SF | 9.75% |
| LIVING ROOM | 1,219 SF | 10% | 10.0 | 285.00 SF | 23.37% | 5% | 0.00 SF | 5 | 68.20 SF | 5.59% |
| MASTER BEDROOM | 301 SF | 10% | 5.0 | 142.50 SF | 47.32% | 5% | 0.00 SF | 2 | 27.28 SF | 9.06% |
| SITTING ROOM | 251 SF | 10% | 3.0 | 85.50 SF | 34.02% | 5% | 0.00 SF | 2 | 16.44 SF | 6.54% |

*AREA OF VENTILATING OPENING / UNIT: 8.22 SF / 13.64 SF

**AREA OF NATURAL LIGHT SOURCES: 28.50 SF
(BASED ON THE MINIMUM AREA PROVIDED FROM 5'-0" MODULE W/ SPLIT MULLION)

| RESTROOM TYPES | | |
|---|---|---|
| NAME | TYPE | DETAIL DRAWINGS |
| MB-C06 | ADAPTABLE | 6/A-975 |
| MB-C07 | ADAPTABLE | 1/A-976 |
| PR-C02 | ADAPTABLE | 6/A-988 |
| QB-C06 | ADAPTABLE | 7/A-987 |
| SB-A01 | A | 1/A-970 |
| TB-C05 | ADAPTABLE | 6/A-982 |

| KITCHENS | |
|---|---|
| NAME | DETAIL DRAWINGS |
| KIT-A / FAMILY | 10/A-953 |

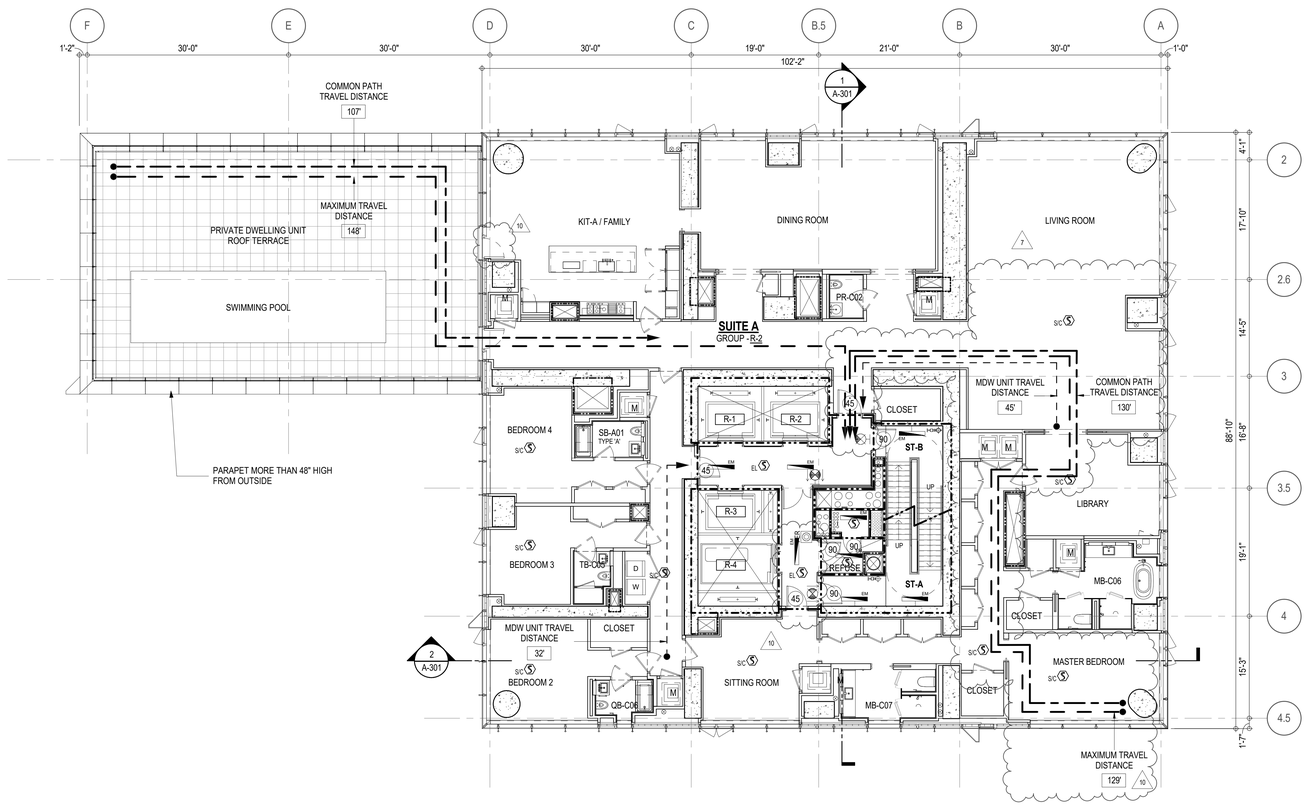


**EGRESS AND FIRE RATING LEGEND**

- ONE HOUR RATED PARTITION
- TWO HOUR RATED PARTITION
- THREE HOUR RATED PARTITION
- FOUR HOUR RATED PARTITION
- NON RATED SMOKE SEPARATION
- COMMON TRAVEL DISTANCE
- DEAD END
- MAXIMUM TRAVEL DISTANCE
- MAXIMUM TRAVEL DISTANCE WITHIN DWELLING UNIT

**SYMBOLS LEGEND**

- ILLUMINATED EXIT SIGN (ARROW INDICATES DIRECTION)
- ILLUMINATED EXIT SIGN (ARROW INDICATES DIRECTION)
- WALL MOUNTED/ILLUMINATED EXIT SIGN (ARROW INDICATES DIRECTION)
- ILLUMINATED EXIT SIGN
- WALL MOUNTED ILLUMINATED NO EXIT SIGN
- WALL MOUNTED ILLUMINATED NO EXIT SIGN (ROOF ACCESS ONLY)
- ILLUMINATED NO EXIT SIGN
- ILLUMINATED NO EXIT SIGN (ROOF ACCESS ONLY)
- FEC FIRE EXTINGUISHER CABINET
- SPRINKLER HEAD (REFER TO FP DRAWINGS)
- STANDPIPE
- SPRINKLER RISER
- SIAMESE CONNECTION
- SMOKE DETECTOR
- SC SMOKE /CARBON MONOXIDE DETECTOR
- EM CEILING MOUNTED EMERGENCY LIGHT
- EM WALL MOUNTED EMERGENCY LIGHT
- 90 DOOR RATING (MINUTES)

**SYMBOLS LEGEND**

- REVERSIBLE DOOR SWING
- W/D STACKED W/D TO BE REPLACED BY ACCESSIBLE COMBINATION UNIT AT REQUEST OF DWELLING UNIT OWNER
- M MECHANICAL UNIT

KEY PLAN:

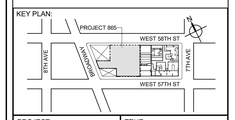


PROJECT NORTH

TRUE NORTH

DEVELOPER:
**EXTELL DEVELOPMENT COMPANY**
805 THIRD AVENUE, 7TH FLOOR
New York, NY 10022 USA
TEL: 212 712 6000 FAX: 212 712 6100

DESIGN ARCHITECT: Base Building Shell & Core
**ADRIAN SMITH + GORDON GILL ARCHITECTURE**
111 WEST MONROE STREET SUITE 2300
CHICAGO IL 60603
TEL: 312 920 1888 FAX: 312 920 1775

ARCHITECT OF RECORD: Base Building Shell & Core
**AAI ARCHITECTS, P.C.**
401 Wellington St. W., 3rd Floor
Toronto, ON M5V 1E7 Canada
TEL: 416 967 1500 FAX: 416 967 7150

STRUCTURAL ENGINEERS:
**WSP CANTOR SEINUK**
228 EAST 45th Street
New York, NY 10017 USA
TEL: 212 687 9888 FAX: 646 487 5501

MEP ENGINEERS:
**AKF GROUP**
1501 Broadway
New York, NY 10036 USA
TEL: 212 354 5656 FAX: 212 354 5668

GEOTECHNICAL ENGINEERS:
**Langan Engineering & Environmental Services**
21 Penn Plaza - 360 West 31st Street, 8th Floor
New York, NY 10001-2727
TEL: 212 479 5400 FAX: 212 479 5444

CODE CONSULTANTS:
**Construction Consulting Associates**
100 Church Street
New York, NY 10007
TEL: 212 385 1818 FAX: 212 385 1911

CURTAINWALL CONSULTANT:
**AJLP Consulting**
40 Worth Street, Suite 826
New York, NY 10013
TEL: 212 757 5659 FAX: 646 219 8508

LANDMARK/PRESERVATION CONSULTANT:
**Higgins Quasebarth & Partners LLC**
11 Hanover Square, 16th Floor
New York, NY 1005
TEL: 212 274 9468 FAX: 646 274 9380

LANDMARK/PRESERVATION CONSULTANT:
**Jan Hird Pokorny Associates, Inc.**
39 West 37th Street, 12A
New York, NY 10018
TEL: 212 759 6462 FAX: 212 759 6540

| No. | DESCRIPTION: | DATE: |
|---|---|---|
| 1 | CD PROGRESS ISSUE 1 | 15 OCT 14 |
| 2 | D.O.B. SUBMISSION | 05 DEC 14 |
| 3 | CD PROGRESS ISSUE 2 | 19 DEC 14 |
| 4 | D.O.B. SUBMISSION | 18 FEB 15 |
| 5 | CD PROGRESS ISSUE 3 | 09 MAR 15 |
| | D.O.B. SUBMISSION | 27 APR 15 |
| 6 | CD PROGRESS ISSUE 4 | 01 JUN 15 |
| | D.O.B. AMENDMENT 2 | 21 SEP 15 |
| 7 | CD PROGRESS ISSUE 6 | 02 NOV 15 |
| 8 | CD PROGRESS ISSUE 7 | 29 JAN 16 |
| 9 | CD ISSUE 8 - GMP SET | 31 MAR 16 |
| 10 | CD BULLETIN ISSUE - 5 | 12 AUG 16 |
| | D.O.B. AMENDMENT 3 | 03 OCT 16 |

0 4' - 0" 8' - 0" 16' - 0"

**D.O.B. SUBMISSION**

Discrepancies must be reported immediately to the Architect before proceeding. Only figured dimensions are to be used. Contractors must check all dimensions on site. This drawing is protected by copyright.

ALL DIMENSIONS ARE SHOWN IN IMPERIAL.

CONSULTANT:

AAI ARCHITECTS, P.C.

PROJECT:

**217 WEST 57TH STREET**
NEW YORK, NY

DRAWING TITLE:

28TH FLOOR PLAN
BUILDING CODE NOTES
(RESIDENTIAL-TIER 2) (53RD FLOOR)

SEAL & SIGNATURE:

REGISTERED ARCHITECT MICHAEL DAVID JAMES AR 029881 STATE OF NEW YORK

| | |
|---|---|
| DATE: | 15 OCT 14 |
| PROJECT No: | 1216-00 |
| DRAWN: Author | REV: |
| CHK: Checker | 10 |
| SCALE: 1/8" = 1'-0" | |
| DWG No: | A-057.02 |
| DOB PAGE No: | 61 of 454 |

DOB EMPLOYEE STAMP:

DOB B-SCAN:

/LAST ISSUES AS - A-063 - CD PROGRESS ISSUE 4/

36" x 48" Arch E, SHEET SIZE

FILE NAME: C:\Revit Local Files\AMichel\EXTELL-865-AAI-TWR-DOB_Chris.rvt
PLOT DATE: 9/16/2016 9:43:33 PM

DEPT OF BLDGS 421263825 Job Number
E366565429 Scan Code

**OCCUPANT LOADS SUMMARY 29TH FLOOR PLAN**

| OCCUPANCY | OCCUPANCY GROUP | AREA | OCCUPANCY LOAD FACTOR | OCCUPANT LOAD |
|---|---|---|---|---|
| SUITE A | R-2 | 3,046 SF | 200 SF | 16 |
| SUITE B | R-2 | 1,381 SF | 200 SF | 7 |
| SUITE C | R-2 | 3,224 SF | 200 SF | 17 |
| Grand total | | | | 40 |

**EXIT STAIR SUMMARY - BC TABLE 1005.1**

| STAIR DESIGNATION | STAIR WIDTH (IN) | STAIRWAYS (INCHES PER OCCUPANT) | STAIR CAPACITY | STAIR LOAD |
|---|---|---|---|---|
| | | | TOTAL (292) | TOTAL (40) |
| STAIR - A | 44" | 0.3 | 146 | 20 |
| STAIR - B | 44" | 0.3 | 146 | 20 |

**EXIT SELF CLOSING DOOR SUMMARY - BC TABLE 1005.1**

| DOOR DESIGNATION | DOOR CLEAR WIDTH (IN) | DOORWAY (INCHES PER OCCUPANT) | DOOR CAPACITY | DOOR LOAD |
|---|---|---|---|---|
| | | | TOTAL (340) | TOTAL (40) |
| STAIR - A - DOOR | 34" | 0.2 | 170 | 20 |
| STAIR - B - DOOR | 34" | 0.2 | 170 | 20 |

**EXIT STAIR TREADS AND RISERS - BC TABLE 1009**

| STAIR DESIGNATION | TREAD (IN) | RISER (IN) | NO. RISERS (FLOOR TO FLOOR) | MAX. FLIGHT VERTICAL RISE |
|---|---|---|---|---|
| STAIR - A | 9.5" | 7.69" | 25 | 99.81" |
| STAIR - B | 9.5" | 7.69" | 25 | 99.81" |

**LENGTH OF TRAVEL DISTANCE (WITH SPRINKLER SYSTEM)**

| OCCUPANCY GROUP | MAX. TRAVEL DISTANCE (BC TABLE 1015.1) | COMMON PATH OF EGRESS TRAVEL (BC 1013.3) | DEAD END (BC 1016.3) |
|---|---|---|---|
| R-2 | 200' | 125' | 40' |

**SUITE EXIT DOOR SUMMARY**

| DOOR DESIGNATION | DOOR WIDTH (IN) |
|---|---|
| SUITE A DOOR | 36" |
| SUITE B DOOR | 36" |
| SUITE C DOOR | 36" |

**MULTI DWELLING LAW**

SECTION 103.1 (b) EGRESS FROM APARTMENT MAXIMUM TRAVEL DISTANCE TO MEANS OF EGRESS FROM ANY ROOM WITHIN APARTMENT

50'

**LIGHT & AIR CALCULATION 29TH - 44TH FLOOR**

| | | LIGHT REQUIREMENT <BC-1205> | | | | AIR REQUIREMENT <BC-1203> | | | |
|---|---|---|---|---|---|---|---|---|---|
| | | | PROVIDED Natural Light | | | | PROVIDED Natural Ventilating Openings | | |
| Room Name | Floor Area | REQ'D % of Light | # of Curtain Wall Panels (5' typ.)** | Area of Vision Glass | % of Natural Light | REQ'D % of Air | # of Operable Windows* | Area of Ventilating Openings | % of Natural Air |
| SUITE A | | | | | | | | | |
| BEDROOM 2 | 147 SF | 10% | 2.0 | 50.00 SF | 33.92% | 5% | 1 | 12.18 SF | 8.26% |
| BEDROOM 3 | 205 SF | 10% | 3.0 | 75.00 SF | 36.66% | 5% | 1 | 12.18 SF | 5.95% |
| KIT-A | 201 SF | 10% | 2.0 | 50.00 SF | 24.88% | 5% | 1 | 12.18 SF | 6.06% |
| LIVING ROOM | 620 SF | 10% | 8.0 | 200.00 SF | 32.24% | ***2.5% | 2 | 24.36 SF | 3.93% |
| MASTER BEDROOM | 327 SF | 10% | 6.0 | 150.00 SF | 45.87% | 5% | 2 | 24.36 SF | 7.45% |
| SUITE B | | | | | | | | | |
| BEDROOM 2 | 149 SF | 10% | 2.0 | 50.00 SF | 33.53% | 5% | 1 | 12.18 SF | 8.17% |
| KIT-B | 70 SF | 10% | | | | 5% | | | |
| LIVING / DINING | 252 SF | 10% | 2.0 | 50.00 SF | 19.84% | ***2.5% | 1 | 12.18 SF | 4.83% |
| MASTER BEDROOM | 174 SF | 10% | 2.0 | 50.00 SF | 28.78% | 5% | 1 | 12.18 SF | 7.01% |
| SUITE C | | | | | | | | | |
| BEDROOM 2 | 157 SF | 10% | 2.0 | 50.00 SF | 31.90% | 5% | 1 | 12.18 SF | 7.77% |
| BEDROOM 3 | 165 SF | 10% | 2.0 | 50.00 SF | 30.30% | 5% | 1 | 12.18 SF | 7.38% |
| KIT-C/FAMILY RM | 290 SF | 10% | 2.5 | 62.50 SF | 21.59% | 5% | 2 | 24.36 SF | 8.41% |
| LIVING / DINING | 780 SF | 10% | 7.0 | 175.00 SF | 22.43% | 5% | 4 | 48.72 SF | 6.24% |
| MASTER BEDROOM | 319 SF | 10% | 5.0 | 125.00 SF | 39.19% | 5% | 2 | 24.36 SF | 7.64% |

*AREA OF VENTILATING OPENING / UNIT: 12.18 SF

**AREA OF NATURAL LIGHT SOURCES: 25.00 SF
(BASED ON THE MINIMUM AREA PROVIDED FROM 5'-0" MODULE W/ SPLIT MULLION)

*** 2.5% AIR IS REQUIRED PER BC 1203.4.1.2.1 EXCEPTION 1

**RESTROOM TYPES**

| NAME | TYPE | DETAIL DRAWINGS |
|---|---|---|
| MB-C04 | ADAPTABLE | 10/A-974 |
| MB-C04 | ADAPTABLE | 10/A-974 |
| MB-C08 | ADAPTABLE | 6/A-976 |
| PR-C01 | ADAPTABLE | 1/A-988 |
| PR-C02 | ADAPTABLE | 6/A-988 |
| PR-C02 | ADAPTABLE | 6/A-988 |
| SB-A01 | A | 1/A-970 |
| SB-A02 | A | 6/A-970 |
| SB-A03 | A | 12/A-970 |
| TB-C05 | ADAPTABLE | 6/A-982 |
| TB-C05 | ADAPTABLE | 6/A-982 |

**KITCHENS**

| NAME | DETAIL DRAWINGS |
|---|---|
| KIT-A | 1/A-954 |
| KIT-B | 4/A-954 |
| KIT-C/FAMILY RM | 1/A-955 |

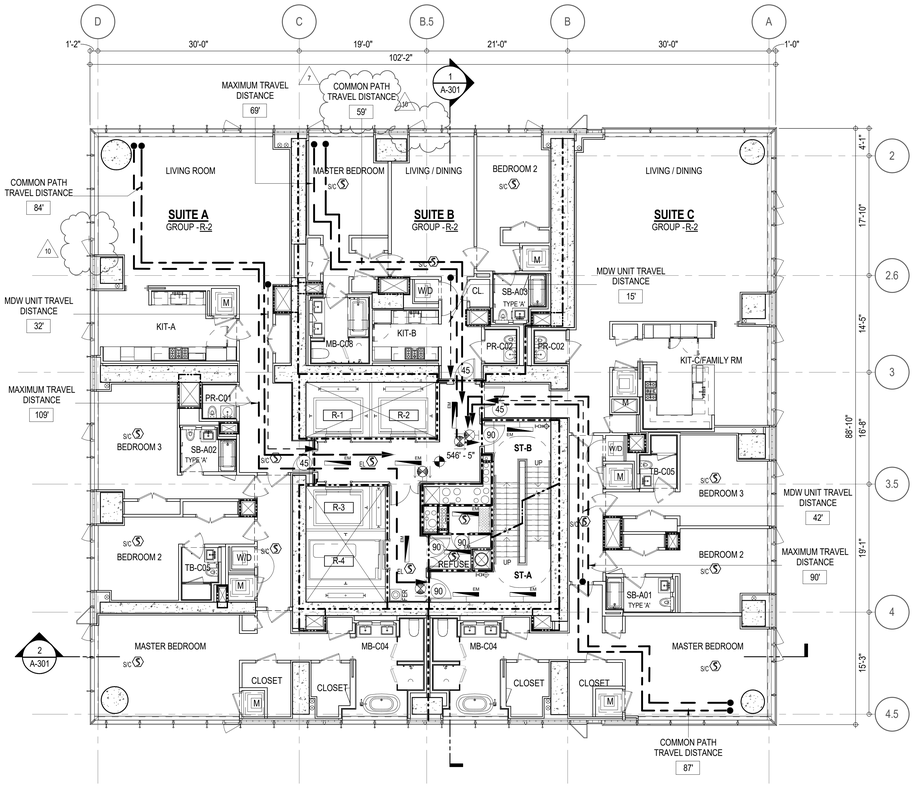


**EGRESS AND FIRE RATING LEGEND**

- ONE HOUR RATED PARTITION
- TWO HOUR RATED PARTITION
- THREE HOUR RATED PARTITION
- FOUR HOUR RATED PARTITION
- NON RATED SMOKE SEPARATION
- COMMON TRAVEL DISTANCE
- DEAD END
- MAXIMUM TRAVEL DISTANCE
- MAXIMUM TRAVEL DISTANCE WITHIN DWELLING UNIT

**SYMBOLS LEGEND**

- ILLUMINATED EXIT SIGN (ARROW INDICATES DIRECTION)
- ILLUMINATED EXIT SIGN (ARROW INDICATES DIRECTION)
- WALL MOUNTEDILLUMINATED EXIT SIGN (ARROW INDICATES DIRECTION)
- ILLUMINATED EXIT SIGN
- WALL MOUNTED ILLUMINATED NO EXIT SIGN
- WALL MOUNTED ILLUMINATED NO EXIT SIGN (ROOF ACCESS ONLY)
- ILLUMINATED NO EXIT SIGN
- ILLUMINATED NO EXIT SIGN (ROOF ACCESS ONLY)
- FEC FIRE EXTINGUISHER CABINET
- SPRINKLER HEAD (REFER TO FP DRAWINGS)
- STANDPIPE
- SPRINKLER RISER
- SIAMESE CONNECTION
- SMOKE DETECTOR
- SC SMOKE /CARBON MONOXIDE DETECTOR
- CEILING MOUNTED EMERGENCY LIGHT
- WALL MOUNTED EMERGENCY LIGHT
- 90 DOOR RATING (MINUTES)

**SYMBOLS LEGEND**

- REVERSIBLE DOOR SWING
- W/D STACKED W/D TO BE REPLACED BY ACCESSIBLE COMBINATION UNIT AT REQUEST OF DWELLING UNIT OWNER
- M MECHANICAL UNIT

KEY PLAN:

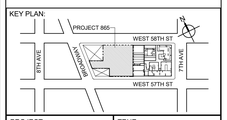


PROJECT NORTH

TRUE NORTH

DEVELOPER:
***EXTELL DEVELOPMENT COMPANY***
805 THIRD AVENUE, 7TH FLOOR
New York, NY 10022 USA
TEL: 212 712 6000 FAX: 212 712 6100

DESIGN ARCHITECT: Base Building Shell & Core
***ADRIAN SMITH + GORDON GILL ARCHITECTURE***
111 WEST MONROE STREET SUITE 2300
CHICAGO IL 60603
TEL: 312 920 1888 FAX: 312 920 1775

ARCHITECT OF RECORD: Base Building Shell & Core
***AAI ARCHITECTS, P.C.***
401 Wellington St. W., 3rd Floor
Toronto, ON M5V 1E7 Canada
TEL: 416 967 1500 FAX: 416 967 7150

STRUCTURAL ENGINEERS:
***WSP CANTOR SEINUK***
228 EAST 45th Street
New York, NY 10017 USA
TEL: 212 687 9888 FAX: 646 487 5501

MEP ENGINEERS:
***AKF GROUP***
1501 Broadway
New York, NY 10036 USA
TEL: 212 354 5656 FAX: 212 354 5668

GEOTECHNICAL ENGINEERS:
***Langan Engineering & Environmental Services***
21 Penn Plaza - 360 West 31st Street, 8th Floor
New York, NY 10001-2727
TEL: 212 479 5400 FAX: 212 479 5444

CODE CONSULTANTS:
***Construction Consulting Associates***
100 Church Street
New York, NY 10007
TEL: 212 385 1818 FAX: 212 385 1911

CURTAINWALL CONSULTANT:
***AJLP Consulting***
40 Worth Street, Suite 826
New York, NY 10013
TEL: 212 757 5659 FAX: 646 219 8508

LANDMARK/PRESERVATION CONSULTANT:
***Higgins Quasebarth & Partners LLC***
11 Hanover Square, 16th Floor
New York, NY 1005
TEL: 212 274 9468 FAX: 646 274 9380

LANDMARK/PRESERVATION CONSULTANT:
***Jan Hird Pokorny Associates, Inc.***
39 West 37th Street, 12A
New York, NY 10018
TEL: 212 759 6462 FAX: 212 759 6540

| No. | DESCRIPTION: | DATE: |
|---|---|---|
| 1 | CD PROGRESS ISSUE 1 | 15 OCT 14 |
| 2 | D.O.B. SUBMISSION | 05 DEC 14 |
| 3 | CD PROGRESS ISSUE 2 | 19 DEC 14 |
| 4 | D.O.B. SUBMISSION | 18 FEB 15 |
| 5 | CD PROGRESS ISSUE 3 | 09 MAR 15 |
| | D.O.B. SUBMISSION | 27 APR 15 |
| 6 | CD PROGRESS ISSUE 4 | 01 JUN 15 |
| | D.O.B. AMENDMENT 2 | 21 SEP 15 |
| 7 | CD PROGRESS ISSUE 6 | 02 NOV 15 |
| 8 | CD PROGRESS ISSUE 7 | 29 JAN 16 |
| 9 | CD ISSUE 8 - GMP SET | 31 MAR 16 |
| 10 | CD BULLETIN ISSUE - 5 | 12 AUG 16 |
| | D.O.B. AMENDMENT 3 | 03 OCT 16 |

0 4' - 0" 8' - 0" 16' - 0"

**D.O.B. SUBMISSION**

Discrepancies must be reported immediately to the Architect before proceeding. Only figured dimensions are to be used. Contractors must check all dimensions on site. This drawing is protected by copyright.

ALL DIMENSIONS ARE SHOWN IN IMPERIAL.

CONSULTANT:

AAI ARCHITECTS, P.C.

PROJECT:

**217 WEST 57TH STREET**
NEW YORK, NY

DRAWING TITLE:

29TH 44TH FLOOR PLAN
BUILDING CODE NOTES
(RESIDENTIAL-TIER 2) (54TH-69TH FLOOR)

SEAL & SIGNATURE:

REGISTERED ARCHITECT RE DAVID JAMES NO. 028881 STATE OF NEW YORK

| | |
|---|---|
| DATE: | 15 OCT 14 |
| PROJECT No: | 1216-00 |
| DRAWN: Author | REV: |
| CHK: Checker | 10 |
| SCALE: 1/8" = 1'-0" | |
| DWG No: | A-058.02 |
| DOB PAGE No: | 62 of 454 |

DOB EMPLOYEE STAMP:

DOB B-SCAN:

/LAST ISSUES AS - A-054 - CD PROGRESS ISSUE 4/

36" x 48" Arch E, SHEET SIZE
FILE NAME: C:\Revit Local Files\x-Mirror\EXTELL-865-AAI-TYP-FLOOR_Chris.rvt
PLOT DATE 01-Nov-16 12:58:16 PM

DEPT OF BLDGS 421263505 Job Number
E380364205 Scan Code

| OCCUPANT LOADS SUMMARY 45TH FLOOR PLAN | | | | |
|---|---|---|---|---|
| OCCUPANCY | OCCUPANCY GROUP | AREA | OCCUPANCY LOAD FACTOR | OCCUPANT LOAD |
| SUITE A | R-2 | 3,046 SF | 200 SF | 16 |
| SUITE B | R-2 | 1,381 SF | 200 SF | 7 |
| SUITE C | R-2 | 3,224 SF | 200 SF | 17 |
| Grand total | | | | 40 |

| EXIT STAIR SUMMARY - BC TABLE 1005.1 | | | | |
|---|---|---|---|---|
| STAIR DESIGNATION | STAIR WIDTH (IN) | STAIRWAYS (INCHES PER OCCUPANT) | STAIR CAPACITY | STAIR LOAD |
| | | | TOTAL (292) | TOTAL (40) |
| STAIR - A | 44" | 0.3 | 146 | 20 |
| STAIR - B | 44" | 0.3 | 146 | 20 |

| EXIT SELF CLOSING DOOR SUMMARY - BC TABLE 1005.1 | | | | |
|---|---|---|---|---|
| DOOR DESIGNATION | DOOR CLEAR WIDTH (IN) | DOORWAY (INCHES PER OCCUPANT) | DOOR CAPACITY | DOOR LOAD |
| | | | TOTAL (340) | TOTAL (40) |
| STAIR - A - DOOR | 34" | 0.2 | 170 | 20 |
| STAIR - B - DOOR | 34" | 0.2 | 170 | 20 |

| EXIT STAIR TREADS AND RISERS - BC TABLE 1009 | | | | |
|---|---|---|---|---|
| STAIR DESIGNATION | TREAD (IN) | RISER (IN) | NO. RISERS (FLOOR TO FLOOR) | MAX. FLIGHT VERTICAL RISE |
| STAIR - A | 9.5" | 7.5" | 19 | 142.00" |
| STAIR - B | 9.5" | 7.5" | 19 | 142.00" |

| LENGTH OF TRAVEL DISTANCE (WITH SPRINKLER SYSTEM) | | | |
|---|---|---|---|
| OCCUPANCY GROUP | MAX. TRAVEL DISTANCE (BC TABLE 1015.1) | COMMON PATH OF EGRESS TRAVEL (BC 1013.3) | DEAD END (BC 1016.3) |
| R-2 | 200' | 125' | 40' |

| SUITE EXIT DOOR SUMMARY | |
|---|---|
| DOOR DESIGNATION | DOOR WIDTH (IN) |
| SUITE A DOOR | 36" |
| SUITE B DOOR | 36" |
| SUITE C DOOR | 36" |

| MULTI DWELLING LAW |
|---|
| SECTION 103.1 (b) EGRESS FROM APARTMENT MAXIMUM TRAVEL DISTANCE TO MEANS OF EGRESS FROM ANY ROOM WITHIN APARTMENT |
| 50' |

| RESTROOM TYPES | | |
|---|---|---|
| NAME | TYPE | DETAIL DRAWINGS |
| MB-C04 | ADAPTABLE | 10/A-974 |
| MB-C04 | ADAPTABLE | 10/A-974 |
| MB-C08 | ADAPTABLE | 6/A-976 |
| PR-C01 | ADAPTABLE | 1/A-988 |
| PR-C02 | ADAPTABLE | 6/A-988 |
| PR-C02 | ADAPTABLE | 6/A-988 |
| SB-A01 | A | 1/A-970 |
| SB-A02 | A | 6/A-970 |
| SB-A03 | A | 12/A-970 |
| TB-C05 | ADAPTABLE | 6/A-982 |
| TB-C05 | ADAPTABLE | 6/A-982 |

| KITCHENS | |
|---|---|
| NAME | DETAIL DRAWINGS |
| KIT-A | 1/A-954 |
| KIT-B | 4/A-954 |
| KIT-C/FAMILY RM | 1/A-955 |

**LIGHT & AIR CALCULATION 45TH FLOOR**

| Room Name | Floor Area | LIGHT REQUIREMENT <BC-1205> REQ'D % of Light | PROVIDED Natural Light # of Curtain Wall Panels (5' typ.)** | Area of Vision Glass | % of Natural Light | AIR REQUIREMENT <BC-1203> REQ'D % of Air | PROVIDED Natural Ventilating Openings # of Operable Windows* | Area of Ventilating Openings | % of Natural Air |
|---|---|---|---|---|---|---|---|---|---|
| SUITE A | | | | | | | | | |
| BEDROOM 2 | 146 SF | 10% | 2.0 | 57.00 SF | 38.94% | 5% | 1 | 13.64 SF | 9.32% |
| BEDROOM 3 | 203 SF | 10% | 3.0 | 85.50 SF | 42.18% | 5% | 1 | 13.64 SF | 6.73% |
| KIT-A | 201 SF | 10% | 2.0 | 57.00 SF | 28.36% | 5% | 1 | 13.64 SF | 6.79% |
| LIVING ROOM | 620 SF | 10% | 8.0 | 228.00 SF | 36.76% | ***2.5% | 2 | 27.28 SF | 4.40% |
| MASTER BEDROOM | 327 SF | 10% | 6.0 | 171.00 SF | 52.25% | 5% | 2 | 27.28 SF | 8.34% |
| SUITE B | | | | | | | | | |
| BEDROOM 2 | 149 SF | 10% | 2.0 | 57.00 SF | 38.22% | 5% | 1 | 13.64 SF | 9.15% |
| KIT-B | 70 SF | 10% | | | | 5% | | | |
| LIVING / DINING | 252 SF | 10% | 2.0 | 57.00 SF | 22.62% | 5% | 1 | 13.64 SF | 5.41% |
| MASTER BEDROOM | 172 SF | 10% | 2.0 | 57.00 SF | 33.04% | 5% | 1 | 13.64 SF | 7.91% |
| SUITE C | | | | | | | | | |
| BEDROOM 2 | 154 SF | 10% | 2.0 | 57.00 SF | 37.08% | 5% | 1 | 13.64 SF | 8.87% |
| BEDROOM 3 | 163 SF | 10% | 2.0 | 57.00 SF | 35.01% | 5% | 1 | 13.64 SF | 8.38% |
| KIT-C/FAMILY RM | 290 SF | 10% | 2.5 | 71.25 SF | 24.61% | 5% | 2 | 27.28 SF | 9.42% |
| LIVING / DINING | 774 SF | 10% | 7.0 | 199.50 SF | 25.77% | 5% | 4 | 54.56 SF | 7.05% |
| MASTER BEDROOM | 318 SF | 10% | 5.0 | 142.50 SF | 44.80% | 5% | 2 | 27.28 SF | 8.58% |

*AREA OF VENTILATING OPENING / UNIT: 13.64 SF

**AREA OF NATURAL LIGHT SOURCES: 28.50 SF
(BASED ON THE MINIMUM AREA PROVIDED FROM 5'-0" MODULE W/ SPLIT MULLION)

*** 2.5% AIR IS REQUIRED PER BC 1203.4.1.2.1 EXCEPTION 1

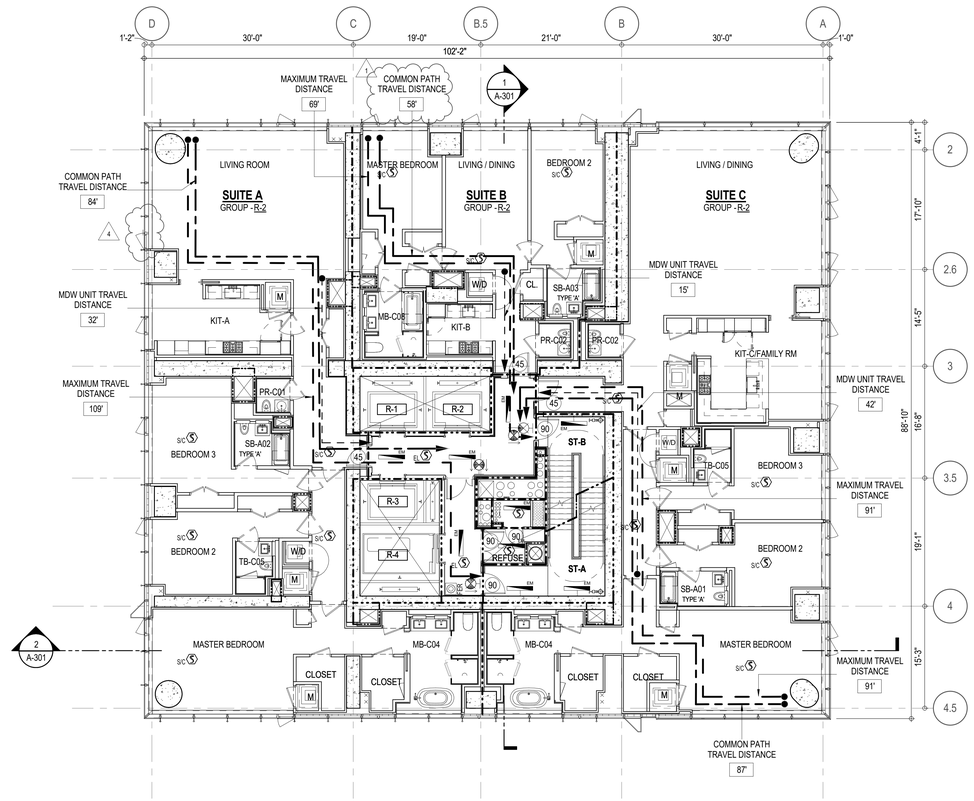


**EGRESS AND FIRE RATING LEGEND**

- ONE HOUR RATED PARTITION
- TWO HOUR RATED PARTITION
- THREE HOUR RATED PARTITION
- FOUR HOUR RATED PARTITION
- NON RATED SMOKE SEPARATION
- COMMON TRAVEL DISTANCE
- DEAD END
- MAXIMUM TRAVEL DISTANCE
- MAXIMUM TRAVEL DISTANCE WITHIN DWELLING UNIT

**SYMBOLS LEGEND**

- ILLUMINATED EXIT SIGN (ARROW INDICATES DIRECTION)
- ILLUMINATED EXIT SIGN (ARROW INDICATES DIRECTION)
- WALL MOUNTEDILLUMINATED EXIT SIGN (ARROW INDICATES DIRECTION)
- ILLUMINATED EXIT SIGN
- WALL MOUNTED ILLUMINATED NO EXIT SIGN
- WALL MOUNTED ILLUMINATED NO EXIT SIGN (ROOF ACCESS ONLY)
- ILLUMINATED NO EXIT SIGN
- ILLUMINATED NO EXIT SIGN (ROOF ACCESS ONLY)
- FEC FIRE EXTINGUISHER CABINET
- SPRINKLER HEAD (REFER TO FP DRAWINGS)
- STANDPIPE
- SPRINKLER RISER
- SIAMESE CONNECTION
- SMOKE DETECTOR
- SC SMOKE /CARBON MONOXIDE DETECTOR
- CEILING MOUNTED EMERGENCY LIGHT
- WALL MOUNTED EMERGENCY LIGHT
- 90 DOOR RATING (MINUTES)

**SYMBOLS LEGEND**

- REVERSIBLE DOOR SWING
- W/D STACKED W/D TO BE REPLACED BY ACCESSIBLE COMBINATION UNIT AT REQUEST OF DWELLING UNIT OWNER
- M MECHANICAL UNIT

KEY PLAN:

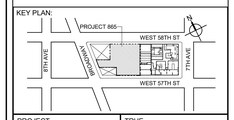


PROJECT NORTH

TRUE NORTH

DEVELOPER:
***EXTELL DEVELOPMENT COMPANY***
805 THIRD AVENUE, 7TH FLOOR
New York, NY 10022 USA
TEL: 212 712 6000 FAX: 212 712 6100

DESIGN ARCHITECT: Base Building Shell & Core
***ADRIAN SMITH + GORDON GILL ARCHITECTURE***
111 WEST MONROE STREET SUITE 2300
CHICAGO IL 60603
TEL: 312 920 1888 FAX: 312 920 1775

ARCHITECT OF RECORD: Base Building Shell & Core
***AAI ARCHITECTS, P.C.***
401 Wellington St. W., 3rd Floor
Toronto, ON M5V 1E7 Canada
TEL: 416 967 1500 FAX: 416 967 7150

STRUCTURAL ENGINEERS:
***WSP CANTOR SEINUK***
228 EAST 45th Street
New York, NY 10017 USA
TEL: 212 687 9888 FAX: 646 487 5501

MEP ENGINEERS:
***AKF GROUP***
1501 Broadway
New York, NY 10036 USA
TEL: 212 354 5656 FAX: 212 354 5668

GEOTECHNICAL ENGINEERS:
***Langan Engineering & Environmental Services***
21 Penn Plaza - 360 West 31st Street, 8th Floor
New York, NY 10001-2727
TEL: 212 479 5400 FAX: 212 479 5444

CODE CONSULTANTS:
***Construction Consulting Associates***
100 Church Street
New York, NY 10007
TEL: 212 385 1818 FAX: 212 385 1911

CURTAINWALL CONSULTANT:
***AJLP Consulting***
40 Worth Street, Suite 826
New York, NY 10013
TEL: 212 757 5659 FAX: 646 219 8508

LANDMARK/PRESERVATION CONSULTANT:
***Higgins Quasebarth & Partners LLC***
11 Hanover Square, 16th Floor
New York, NY 1005
TEL: 212 274 9468 FAX: 646 274 9380

LANDMARK/PRESERVATION CONSULTANT:
***Jan Hird Pokorny Associates, Inc.***
39 West 37th Street, 12A
New York, NY 10018
TEL: 212 759 6462 FAX: 212 759 6540

| No. | DESCRIPTION: | DATE: |
|---|---|---|
| | D.O.B. AMENDMENT 2 | 21 SEP 15 |
| 1 | CD PROGRESS ISSUE 6 | 02 NOV 15 |
| 2 | CD PROGRESS ISSUE 7 | 29 JAN 16 |
| 3 | CD ISSUE 8 - GMP SET | 31 MAR 16 |
| 4 | CD BULLETIN ISSUE - 5 | 12 AUG 16 |
| | D.O.B. AMENDMENT 3 | 03 OCT 16 |

**D.O.B. SUBMISSION**

Discrepancies must be reported immediately to the Architect before proceeding. Only figured dimensions are to be used. Contractors must check all dimensions on site. This drawing is protected by copyright.

ALL DIMENSIONS ARE SHOWN IN IMPERIAL.

CONSULTANT:

AAI ARCHITECTS, P.C.

PROJECT:

**217 WEST 57TH STREET**
NEW YORK, NY

DRAWING TITLE:

45TH FLOOR PLAN
BUILDING CODE NOTES
(RESIDENTIAL-TIER 2) (MFD-70TH FLOOR)

SEAL & SIGNATURE:

REGISTERED ARCHITECT RE DAVID JAMES 028881 STATE OF NEW YORK

| | |
|---|---|
| DATE: | 21 SEP 15 |
| PROJECT No: | 1216-00 |
| DRAWN: Author | REV: |
| CHK: Checker | 4 |
| SCALE: 1/8" = 1'-0" | |
| DWG No: | A-059.02 |
| DOB PAGE No: | 63 of 454 |

DOB EMPLOYEE STAMP:

DOB B-SCAN:

FILE NAME: C:\Revit Local Files\Admin\EXTELL-865-AAI-TWR-DOB_Chris.rvt
PLOT DATE 01/06/16 12:38:44 PM

DEPT OF BLDGS 421263825 Job Number
E3804395429 Scan Code

| OCCUPANT LOADS SUMMARY 46TH FLOOR PLAN | | | | |
|---|---|---|---|---|
| OCCUPANCY | OCCUPANCY GROUP | AREA | OCCUPANCY LOAD FACTOR | OCCUPANT LOAD |
| MECHANICAL | F-2 | 7,042 SF | 300 SF | 24 |
| Grand total | | | | 24 |

| EXIT STAIR SUMMARY - BC TABLE 1005.1 | | | | |
|---|---|---|---|---|
| STAIR DESIGNATION | STAIR WIDTH (IN) | STAIRWAYS (INCHES PER OCCUPANT) | STAIR CAPACITY | STAIR LOAD |
| | | | TOTAL (292) | TOTAL (24) |
| STAIR - A | 44" | 0.3 | 146 | 12 |
| STAIR - B | 44" | 0.3 | 146 | 12 |

| EXIT SELF CLOSING DOOR SUMMARY - BC TABLE 1005.1 | | | | |
|---|---|---|---|---|
| DOOR DESIGNATION | DOOR CLEAR WIDTH (IN) | DOORWAY (INCHES PER OCCUPANT) | DOOR CAPACITY | DOOR LOAD |
| | | | TOTAL (340) | TOTAL (24) |
| STAIR - A - DOOR | 34" | 0.2 | 170 | 12 |
| STAIR - B - DOOR | 34" | 0.2 | 170 | 12 |

| EXIT STAIR TREADS AND RISERS - BC TABLE 1009 | | | | |
|---|---|---|---|---|
| STAIR DESIGNATION | TREAD (IN) | RISER (IN) | NO. RISERS (FLOOR TO FLOOR) | MAX. FLIGHT VERTICAL RISE |
| STAIR - A | 9.5" | 7.68" | 25 | 99.81" |
| STAIR - B | 9.5" | 7.68" | 25 | 99.81" |

| LENGTH OF TRAVEL DISTANCE (WITH SPRINKLER SYSTEM) | | | |
|---|---|---|---|
| OCCUPANCY GROUP | MAX. TRAVEL DISTANCE (BC TABLE 1015.1) | COMMON PATH OF EGRESS TRAVEL (BC 1013.3) | DEAD END (BC 1016.3) |
| F-2 | 250' | 100' | 50' |

* F-2 IS ACCESSORY TO RESIDENTIAL R-2

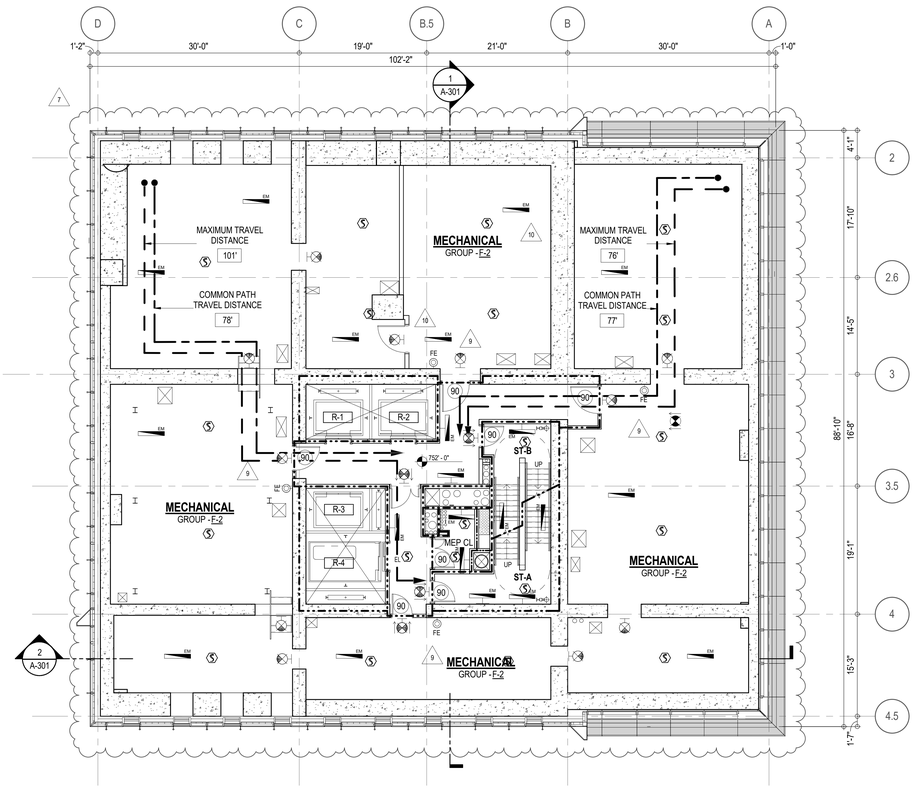


**EGRESS AND FIRE RATING LEGEND**

- ONE HOUR RATED PARTITION
- TWO HOUR RATED PARTITION
- THREE HOUR RATED PARTITION
- FOUR HOUR RATED PARTITION
- NON RATED SMOKE SEPARATION
- COMMON TRAVEL DISTANCE
- DEAD END
- MAXIMUM TRAVEL DISTANCE
- MAXIMUM TRAVEL DISTANCE WITHIN DWELLING UNIT

**SYMBOLS LEGEND**

- ILLUMINATED EXIT SIGN (ARROW INDICATES DIRECTION)
- ILLUMINATED EXIT SIGN (ARROW INDICATES DIRECTION)
- WALL MOUNTEDILLUMINATED EXIT SIGN (ARROW INDICATES DIRECTION)
- ILLUMINATED EXIT SIGN
- WALL MOUNTED ILLUMINATED NO EXIT SIGN
- WALL MOUNTED ILLUMINATED NO EXIT SIGN (ROOF ACCESS ONLY)
- ILLUMINATED NO EXIT SIGN
- ILLUMINATED NO EXIT SIGN (ROOF ACCESS ONLY)
- FEC FIRE EXTINGUISHER CABINET
- SPRINKLER HEAD (REFER TO FP DRAWINGS)
- STANDPIPE
- SPRINKLER RISER
- SIAMESE CONNECTION
- SMOKE DETECTOR
- S/C SMOKE /CARBON MONOXIDE DETECTOR
- EM CEILING MOUNTED EMERGENCY LIGHT
- EM WALL MOUNTED EMERGENCY LIGHT
- 90 DOOR RATING (MINUTES)

KEY PLAN:

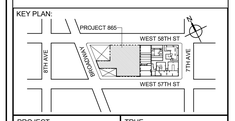


PROJECT NORTH

TRUE NORTH

DEVELOPER:
**EXTELL DEVELOPMENT COMPANY**
805 THIRD AVENUE, 7TH FLOOR
New York, NY 10022 USA
TEL: 212 712 6000 FAX: 212 712 6100

DESIGN ARCHITECT: Base Building Shell & Core
**ADRIAN SMITH + GORDON GILL ARCHITECTURE**
111 WEST MONROE STREET SUITE 2300
CHICAGO IL 60603
TEL: 312 920 1888 FAX: 312 920 1775

ARCHITECT OF RECORD: Base Building Shell & Core
**AAI ARCHITECTS, P.C.**
401 Wellington St. W., 3rd Floor
Toronto, ON M5V 1E7 Canada
TEL: 416 967 1500 FAX: 416 967 7150

STRUCTURAL ENGINEERS:
**WSP CANTOR SEINUK**
228 EAST 45th Street
New York, NY 10017 USA
TEL: 212 687 9888 FAX: 646 487 5501

MEP ENGINEERS:
**AKF GROUP**
1501 Broadway
New York, NY 10036 USA
TEL: 212 354 5656 FAX: 212 354 5668

GEOTECHNICAL ENGINEERS:
**Langan Engineering & Environmental Services**
21 Penn Plaza - 360 West 31st Street, 8th Floor
New York, NY 10001-2727
TEL: 212 479 5400 FAX: 212 479 5444

CODE CONSULTANTS:
**Construction Consulting Associates**
100 Church Street
New York, NY 10007
TEL: 212 385 1818 FAX: 212 385 1911

CURTAINWALL CONSULTANT:
**AJLP Consulting**
40 Worth Street, Suite 826
New York, NY 10013
TEL: 212 757 5659 FAX: 646 219 8508

LANDMARK/PRESERVATION CONSULTANT:
**Higgins Quasebarth & Partners LLC**
11 Hanover Square, 16th Floor
New York, NY 1005
TEL: 212 274 9468 FAX: 646 274 9380

LANDMARK/PRESERVATION CONSULTANT:
**Jan Hird Pokorny Associates, Inc.**
39 West 37th Street, 12A
New York, NY 10018
TEL: 212 759 6462 FAX: 212 759 6540

| No. | DESCRIPTION: | DATE: |
|---|---|---|
| 1 | CD PROGRESS ISSUE 1 | 15 OCT 14 |
| 2 | D.O.B. SUBMISSION | 05 DEC 14 |
| 3 | CD PROGRESS ISSUE 2 | 19 DEC 14 |
| 4 | D.O.B. SUBMISSION | 18 FEB 15 |
| 5 | CD PROGRESS ISSUE 3 | 09 MAR 15 |
| | D.O.B. SUBMISSION | 27 APR 15 |
| 6 | CD PROGRESS ISSUE 4 | 01 JUN 15 |
| | D.O.B. AMENDMENT 2 | 21 SEP 15 |
| 7 | CD PROGRESS ISSUE 6 | 02 NOV 15 |
| 8 | CD PROGRESS ISSUE 7 | 29 JAN 16 |
| 9 | CD ISSUE 8 - GMP SET | 31 MAR 16 |
| 10 | CD BULLETIN ISSUE - 1 | 22 APR 16 |
| | D.O.B. AMENDMENT 3 | 03 OCT 16 |

0 4' - 0" 8' - 0" 16' - 0"

**D.O.B. SUBMISSION**

Discrepancies must be reported immediately to the Architect before proceeding. Only figured dimensions are to be used. Contractors must check all dimensions on site. This drawing is protected by copyright.

ALL DIMENSIONS ARE SHOWN IN IMPERIAL.

CONSULTANT:

AAI ARCHITECTS, P.C.

PROJECT:

**217 WEST 57TH STREET**
NEW YORK, NY

DRAWING TITLE:

46TH FLOOR PLAN
BUILDING CODE NOTES
(MECHANICAL) (MFD-71ST FLOOR)

SEAL & SIGNATURE:

REGISTERED ARCHITECT JOHN DAVID JANTZEN No. 028881 STATE OF NEW YORK

| | |
|---|---|
| DATE: | 15 OCT 14 |
| PROJECT No: | 1216-00 |
| DRAWN: Author | REV: |
| CHK: Checker | 10 |
| SCALE: 1/8" = 1'-0" | |
| DWG No: | A-060.02 |
| DOB PAGE No: | 64 of 454 |

DOB EMPLOYEE STAMP:

DOB B-SCAN:

(LAST ISSUES AS - A-055 - CD PROGRESS ISSUE 4)

36" x 48" Arch E - SHEET SIZE
FILE NAME: C:\Revit Local Files\Admin\EXTELL-865-AAI-TWR-DOB_Chris.rvt
PLOT DATE: 07 Nov 16 12:39:08 PM

| OCCUPANT LOADS SUMMARY 47TH FLOOR PLAN | | | | |
|---|---|---|---|---|
| OCCUPANCY | OCCUPANCY GROUP | AREA | OCCUPANCY LOAD FACTOR | OCCUPANT LOAD |
| SUITE A | R-2 | 2,926 SF | 200 SF | 15 |
| SUITE B | R-2 | 3,995 SF | 200 SF | 20 |
| Grand total | | | | 35 |

| RESTROOM TYPES | | |
|---|---|---|
| NAME | TYPE | DETAIL DRAWINGS |
| MB-C04 | ADAPTABLE | 10/A-974 |
| MB-C04 | ADAPTABLE | 10/A-974 |
| PR-C02 | ADAPTABLE | 6/A-988 |
| PR-C02 | ADAPTABLE | 6/A-988 |
| QB-C02 | ADAPTABLE | 10/A-985 |
| SB-A01 | A | 1/A-970 |
| SB-A03 | A | 12/A-970 |
| TB-C05 | ADAPTABLE | 6/A-982 |
| TB-C06 | ADAPTABLE | 12/A-982 |

| KITCHENS | |
|---|---|
| NAME | DETAIL DRAWINGS |
| KIT-A LIVING/DINING | 10/A-955 |
| KIT-B / FAMILY RM | 1/A-956 |

| EXIT STAIR SUMMARY - BC TABLE 1005.1 | | | | |
|---|---|---|---|---|
| STAIR DESIGNATION | STAIR WIDTH (IN) | STAIRWAYS (INCHES PER OCCUPANT) | STAIR CAPACITY | STAIR LOAD |
| | | | TOTAL (292) | TOTAL (35) |
| STAIR - A | 44" | 0.3 | 146 | 18 |
| STAIR - B | 44" | 0.3 | 146 | 17 |

| EXIT SELF CLOSING DOOR SUMMARY - BC TABLE 1005.1 | | | | |
|---|---|---|---|---|
| DOOR DESIGNATION | DOOR CLEAR WIDTH (IN) | DOORWAY (INCHES PER OCCUPANT) | DOOR CAPACITY | DOOR LOAD |
| | | | TOTAL (340) | TOTAL (35) |
| STAIR - A - DOOR | 34" | 0.2 | 170 | 18 |
| STAIR - B - DOOR | 34" | 0.2 | 170 | 17 |

| EXIT STAIR TREADS AND RISERS - BC TABLE 1009 | | | | |
|---|---|---|---|---|
| STAIR DESIGNATION | TREAD (IN) | RISER (IN) | NO. RISERS (FLOOR TO FLOOR) | MAX. FLIGHT VERTICAL RISE |
| STAIR - A | 9.5" | 7.56" | 38 | 144.00" |
| STAIR - B | 9.5" | 7.56" | 38 | 144.00" |

| LENGTH OF TRAVEL DISTANCE (WITH SPRINKLER SYSTEM) | | | |
|---|---|---|---|
| OCCUPANCY GROUP | MAX. TRAVEL DISTANCE (BC TABLE 1015.1) | COMMON PATH OF EGRESS TRAVEL (BC 1013.3) | DEAD END (BC 1016.3) |
| R-2 | 200' | 125' | 40' |

| SUITE EXIT DOOR SUMMARY | |
|---|---|
| DOOR DESIGNATION | DOOR WIDTH (IN) |
| SUITE A DOOR | 36" |
| SUITE B DOOR | 36" |

| MULTI DWELLING LAW |
|---|
| SECTION 103.1 (b) EGRESS FROM APARTMENT MAXIMUM TRAVEL DISTANCE TO MEANS OF EGRESS FROM ANY ROOM WITHIN APARTMENT |
| 50' |

**LIGHT & AIR CALCULATION 47TH FLOOR**

| | | LIGHT REQUIREMENT <BC-1205> | | | | | AIR REQUIREMENT <BC-1203> | | | | |
|---|---|---|---|---|---|---|---|---|---|---|---|
| | | | PROVIDED Natural Light | | | | | PROVIDED Natural Ventilating Openings | | | |
| Room Name | Floor Area | REQ'D % of Light | # of Curtain Wall Panels (5' typ.)** | Area of Vision Glass | % of Natural Light | REQ'D % of Air | Door Opening Area | # of Operable Windows* | Area of Ventilating Openings | % of Natural Air |
| SUITE A | | | | | | | | | | |
| BEDROOM 2 | 180 SF | 10% | 2.0 | 57.00 SF | 31.69% | 5% | 0.00 SF | 1 | 13.64 SF | 7.58% |
| BEDROOM 3 | 210 SF | 10% | 3.0 | 85.50 SF | 40.68% | 5% | 0.00 SF | 1 | 13.64 SF | 6.49% |
| KIT-A LIVING/DINING | 781 SF | 10% | 9.5 | 270.75 SF | 34.65% | ***2.5% | 20.00 SF | 1 | 33.64 SF | 4.31% |
| MASTER BEDROOM | 298 SF | 10% | 5.0 | 142.50 SF | 47.77% | 5% | 20.00 SF | 0 | 20.00 SF | 6.70% |
| SUITE B | | | | | | | | | | |
| BEDROOM 2 | 171 SF | 10% | 2.0 | 57.00 SF | 33.36% | 5% | 0.00 SF | 1 | 13.64 SF | 7.98% |
| BEDROOM 3 | 169 SF | 10% | 2.0 | 57.00 SF | 33.66% | 5% | 0.00 SF | 1 | 13.64 SF | 8.05% |
| BEDROOM 4 | 173 SF | 10% | 2.0 | 57.00 SF | 32.98% | 5% | 0.00 SF | 1 | 13.64 SF | 7.89% |
| KIT-B / FAMILY RM | 506 SF | 10% | 6.0 | 171.00 SF | 33.79% | 5% | 20.00 SF | 2 | 47.28 SF | 9.34% |
| LIVING / DINING | 905 SF | 10% | 7.0 | 199.50 SF | 22.04% | 5% | 20.00 SF | 4 | 52.88 SF | 5.84% |
| MASTER BEDROOM | 308 SF | 10% | 5.0 | 142.50 SF | 46.31% | 5% | 0.00 SF | 2 | 27.28 SF | 8.87% |

*AREA OF VENTILATING OPENING / UNIT: 8.22 SF / 13.64 SF

**AREA OF NATURAL LIGHT SOURCES: 28.50 SF
(BASED ON THE MINIMUM AREA PROVIDED FROM 5'-0" MODULE W/ SPLIT MULLION)

*** 2.5% AIR IS REQUIRED PER BC 1203.4.1.2.1 EXCEPTION 1

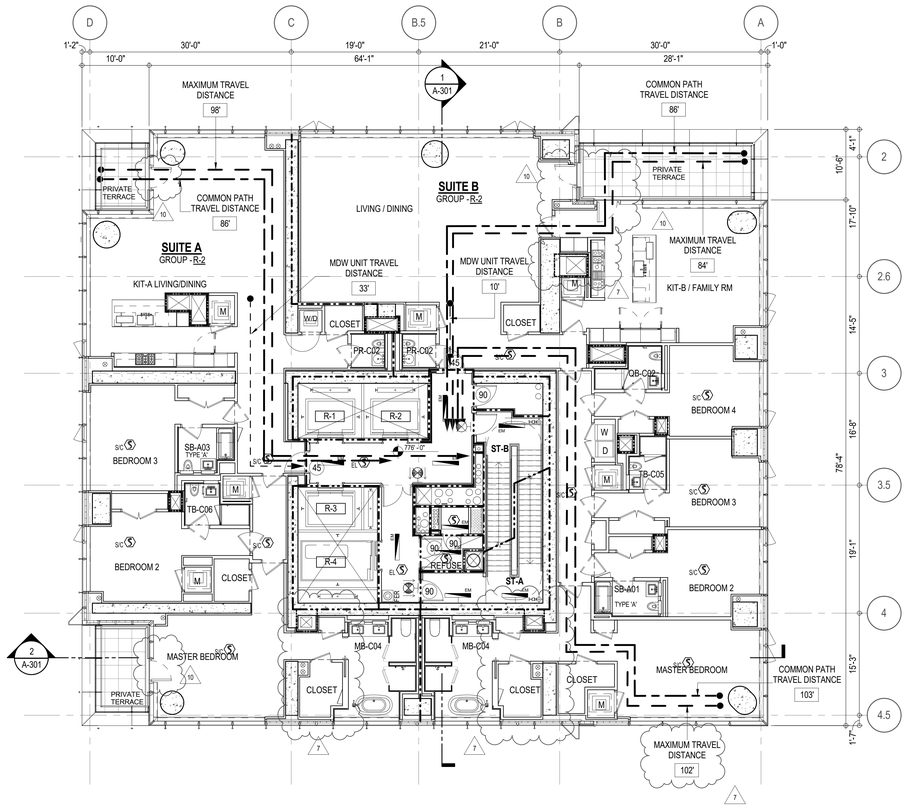


**EGRESS AND FIRE RATING LEGEND**

- ONE HOUR RATED PARTITION
- TWO HOUR RATED PARTITION
- THREE HOUR RATED PARTITION
- FOUR HOUR RATED PARTITION
- NON RATED SMOKE SEPARATION
- COMMON TRAVEL DISTANCE
- DEAD END
- MAXIMUM TRAVEL DISTANCE
- MAXIMUM TRAVEL DISTANCE WITHIN DWELLING UNIT

**SYMBOLS LEGEND**

- ILLUMINATED EXIT SIGN (ARROW INDICATES DIRECTION)
- ILLUMINATED EXIT SIGN (ARROW INDICATES DIRECTION)
- WALL MOUNTEDILLUMINATED EXIT SIGN (ARROW INDICATES DIRECTION)
- ILLUMINATED EXIT SIGN
- WALL MOUNTED ILLUMINATED NO EXIT SIGN
- WALL MOUNTED ILLUMINATED NO EXIT SIGN (ROOF ACCESS ONLY)
- ILLUMINATED NO EXIT SIGN
- ILLUMINATED NO EXIT SIGN (ROOF ACCESS ONLY)
- FEC FIRE EXTINGUISHER CABINET
- SPRINKLER HEAD (REFER TO FP DRAWINGS)
- STANDPIPE
- SPRINKLER RISER
- SIAMESE CONNECTION
- SMOKE DETECTOR
- S/C SMOKE /CARBON MONOXIDE DETECTOR
- EM CEILING MOUNTED EMERGENCY LIGHT
- EM WALL MOUNTED EMERGENCY LIGHT
- 90 DOOR RATING (MINUTES)

**SYMBOLS LEGEND**

- REVERSIBLE DOOR SWING
- W/D STACKED W/D TO BE REPLACED BY ACCESSIBLE COMBINATION UNIT AT REQUEST OF DWELLING UNIT OWNER
- M MECHANICAL UNIT

DEPT OF BLDGS 421263505 Job Number
E3C0089926 Scan Code

KEY PLAN:

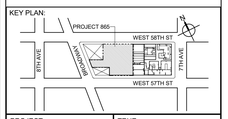


PROJECT NORTH
TRUE NORTH


DEVELOPER:
**EXTELL DEVELOPMENT COMPANY**
805 THIRD AVENUE, 7TH FLOOR
New York, NY 10022 USA
TEL: 212 712 6000 FAX: 212 712 6100

DESIGN ARCHITECT: Base Building Shell & Core
**ADRIAN SMITH + GORDON GILL ARCHITECTURE**
111 WEST MONROE STREET SUITE 2300
CHICAGO IL 60603
TEL: 312 920 1888 FAX: 312 920 1775

ARCHITECT OF RECORD: Base Building Shell & Core
**AAI ARCHITECTS, P.C.**
401 Wellington St. W., 3rd Floor
Toronto, ON M5V 1E7 Canada
TEL: 416 967 1500 FAX: 416 967 7150

STRUCTURAL ENGINEERS:
**WSP CANTOR SEINUK**
228 EAST 45th Street
New York, NY 10017 USA
TEL: 212 687 9888 FAX: 646 487 5501

MEP ENGINEERS:
**AKF GROUP**
1501 Broadway
New York, NY 10036 USA
TEL: 212 354 5656 FAX: 212 354 5668

GEOTECHNICAL ENGINEERS:
**Langan Engineering & Environmental Services**
21 Penn Plaza - 360 West 31st Street, 8th Floor
New York, NY 10001-2727
TEL: 212 479 5400 FAX: 212 479 5444

CODE CONSULTANTS:
**Construction Consulting Associates**
100 Church Street
New York, NY 10007
TEL: 212 385 1818 FAX: 212 385 1911

CURTAINWALL CONSULTANT:
**AJLP Consulting**
40 Worth Street, Suite 826
New York, NY 10013
TEL: 212 757 5659 FAX: 646 219 8508

LANDMARK/PRESERVATION CONSULTANT:
**Higgins Quasebarth & Partners LLC**
11 Hanover Square, 16th Floor
New York, NY 1005
TEL: 212 274 9468 FAX: 646 274 9380

LANDMARK/PRESERVATION CONSULTANT:
**Jan Hird Pokorny Associates, Inc.**
39 West 37th Street, 12A
New York, NY 10018
TEL: 212 759 6462 FAX: 212 759 6540


| No. | DESCRIPTION: | DATE: |
|---|---|---|
| 1 | CD PROGRESS ISSUE 1 | 15 OCT 14 |
| 2 | D.O.B. SUBMISSION | 05 DEC 14 |
| 3 | CD PROGRESS ISSUE 2 | 19 DEC 14 |
| 4 | D.O.B. SUBMISSION | 18 FEB 15 |
| 5 | CD PROGRESS ISSUE 3 | 09 MAR 15 |
| | D.O.B. SUBMISSION | 27 APR 15 |
| 6 | CD PROGRESS ISSUE 4 | 01 JUN 15 |
| | D.O.B. AMENDMENT 2 | 21 SEP 15 |
| 7 | CD PROGRESS ISSUE 6 | 02 NOV 15 |
| 8 | CD PROGRESS ISSUE 7 | 29 JAN 16 |
| 9 | CD ISSUE 8 - GMP SET | 31 MAR 16 |
| 10 | CD BULLETIN ISSUE - 5 | 12 AUG 16 |
| | D.O.B. AMENDMENT 3 | 03 OCT 16 |

0 4'-0" 8'-0" 16'-0"

**D.O.B. SUBMISSION**


Discrepancies must be reported immediately to the Architect before proceeding. Only figured dimensions are to be used. Contractors must check all dimensions on site. This drawing is protected by copyright.


ALL DIMENSIONS ARE SHOWN IN IMPERIAL.

CONSULTANT:
AAI ARCHITECTS, P.C.

PROJECT:
**217 WEST 57TH STREET**
NEW YORK, NY

DRAWING TITLE:
47TH FLOOR PLAN
BUILDING CODE NOTES
(RESIDENTIAL-TIER 3) (MFD-77TH FLOOR)

SEAL & SIGNATURE:
REGISTERED ARCHITECT ADRIAN DAVID SMITH No. 022881 STATE OF NEW YORK

| | |
|---|---|
| DATE: | 15 OCT 14 |
| PROJECT No: | 1216-00 |
| DRAWN: Author | REV: |
| Chkr: Checker | 10 |
| SCALE: 1/8" = 1'-0" | |
| DWG No: | A-061.02 |
| DOB PAGE No: 65 of 454 | |

DOB EMPLOYEE STAMP:
DOB B-SCAN:

/LAST ISSUES AS - A-056 - CD PROGRESS (ISSUE 4)

FILE NAME: C:\Revit Local Files\Models\EXTELL-890-AAI-TWR-DOB_Chris.rvt
PLOT DATE: Friday, 11 13 2015 4:37 PM

DEPT OF BLDGS 121263426 Job Number
E357495254US Scan Code

**OCCUPANT LOADS SUMMARY 48TH FLOOR PLAN**

| OCCUPANCY | OCCUPANCY GROUP | AREA | OCCUPANCY LOAD FACTOR | OCCUPANT LOAD |
|---|---|---|---|---|
| SUITE A | R-2 | 2,924 SF | 200 SF | 15 |
| SUITE B | R-2 | 3,999 SF | 200 SF | 20 |
| Grand total | | | | 35 |

**EXIT STAIR SUMMARY - BC TABLE 1005.1**

| STAIR DESIGNATION | STAIR WIDTH (IN) | STAIRWAYS (INCHES PER OCCUPANT) | STAIR CAPACITY | STAIR LOAD |
|---|---|---|---|---|
| | | | TOTAL (292) | TOTAL (35) |
| STAIR - A | 44" | 0.3 | 146 | 18 |
| STAIR - B | 44" | 0.3 | 146 | 17 |

**EXIT SELF CLOSING DOOR SUMMARY - BC TABLE 1005.1**

| DOOR DESIGNATION | DOOR CLEAR WIDTH (IN) | DOORWAY (INCHES PER OCCUPANT) | DOOR CAPACITY | DOOR LOAD |
|---|---|---|---|---|
| | | | TOTAL (340) | TOTAL (35) |
| STAIR - A - DOOR | 34" | 0.2 | 170 | 18 |
| STAIR - B - DOOR | 34" | 0.2 | 170 | 17 |

**EXIT STAIR TREADS AND RISERS - BC TABLE 1009**

| STAIR DESIGNATION | TREAD (IN) | RISER (IN) | NO. RISERS (FLOOR TO FLOOR) | MAX. FLIGHT VERTICAL RISE |
|---|---|---|---|---|
| STAIR - A | 9.5" | 7.68" | 20 | 77.00" |
| STAIR - B | 9.5" | 7.68" | 20 | 77.00" |

**LENGTH OF TRAVEL DISTANCE (WITH SPRINKLER SYSTEM)**

| OCCUPANCY GROUP | MAX. TRAVEL DISTANCE (BC TABLE 1015.1) | COMMON PATH OF EGRESS TRAVEL (BC 1013.3) | DEAD END (BC 1016.3) |
|---|---|---|---|
| R-2 | 200' | 125' | 40' |

**SUITE EXIT DOOR SUMMARY**

| DOOR DESIGNATION | DOOR WIDTH (IN) |
|---|---|
| SUITE A DOOR | 36" |
| SUITE B DOOR | 36" |

**MULTI DWELLING LAW**

SECTION 103.1 (b) EGRESS FROM APARTMENT
MAXIMUM TRAVEL DISTANCE TO MEANS OF EGRESS FROM ANY ROOM WITHIN APARTMENT

50'

**RESTROOM TYPES**

| NAME | TYPE | DETAIL DRAWINGS |
|---|---|---|
| MB-C04 | ADAPTABLE | 10/A-974 |
| MB-C04 | ADAPTABLE | 10/A-974 |
| PR-C02 | ADAPTABLE | 6/A-988 |
| PR-C02 | ADAPTABLE | 6/A-988 |
| QB-C02 | ADAPTABLE | 10/A-985 |
| SB-A01 | A | 1/A-970 |
| SB-A03 | A | 12/A-970 |
| TB-C05 | ADAPTABLE | 6/A-982 |
| TB-C06 | ADAPTABLE | 12/A-982 |

**KITCHENS**

| NAME | DETAIL DRAWINGS |
|---|---|
| KIT-A / LIVING | 10/A-955 |
| KIT-B / FAMILY RM | 1/A-956 |

**LIGHT & AIR CALCULATION 48TH FLOOR**

| Room Name | Floor Area | LIGHT REQUIREMENT <BC-1205> REQ'D % of Light | PROVIDED Natural Light: # of Curtain Wall Panels (5' typ.)** | Area of Vision Glass | % of Natural Light | AIR REQUIREMENT <BC-1203> REQ'D % of Air | PROVIDED Natural Ventilating Openings: # of Operable Windows* | Area of Ventilating Openings | % of Natural Air |
|---|---|---|---|---|---|---|---|---|---|
| SUITE A | | | | | | | | | |
| BEDROOM 2 | 180 SF | 10% | 2.0 | 57.00 SF | 31.69% | 5% | 1 | 13.64 SF | 7.58% |
| BEDROOM 3 | 210 SF | 10% | 3.0 | 85.50 SF | 40.71% | 5% | 1 | 13.64 SF | 6.49% |
| KIT-A / LIVING | 781 SF | 10% | 9.0 | 256.50 SF | 32.84% | ***2.5% | 2 | 27.28 SF | 3.49% |
| MASTER BEDROOM | 298 SF | 10% | 5.0 | 142.50 SF | 47.77% | 5% | 2 | 16.44 SF | 5.51% |
| SUITE B | | | | | | | | | |
| BEDROOM 2 | 171 SF | 10% | 2.0 | 57.00 SF | 33.26% | 5% | 1 | 13.64 SF | 7.96% |
| BEDROOM 3 | 169 SF | 10% | 2.0 | 57.00 SF | 33.80% | 5% | 1 | 13.64 SF | 8.09% |
| BEDROOM 4 | 175 SF | 10% | 2.0 | 57.00 SF | 32.60% | 5% | 1 | 13.64 SF | 7.80% |
| KIT-B / FAMILY RM | 508 SF | 10% | 6.0 | 171.00 SF | 33.65% | 5% | 2 | 27.28 SF | 5.37% |
| LIVING / DINING | 924 SF | 10% | 7.0 | 199.50 SF | 21.60% | 5% | 5 | 46.52 SF | 5.04% |
| MASTER BEDROOM | 311 SF | 10% | 5.0 | 142.50 SF | 45.82% | 5% | 2 | 27.28 SF | 8.77% |

*AREA OF VENTILATING OPENING / UNIT: 8.22 SF / 13.64 SF

**AREA OF NATURAL LIGHT SOURCES: 28.50 SF
(BASED ON THE MINIMUM AREA PROVIDED FROM 5'-0" MODULE W/ SPLIT MULLION)

*** 2.5% AIR IS REQUIRED PER BC 1203.4.1.2.1 EXCEPTION 1

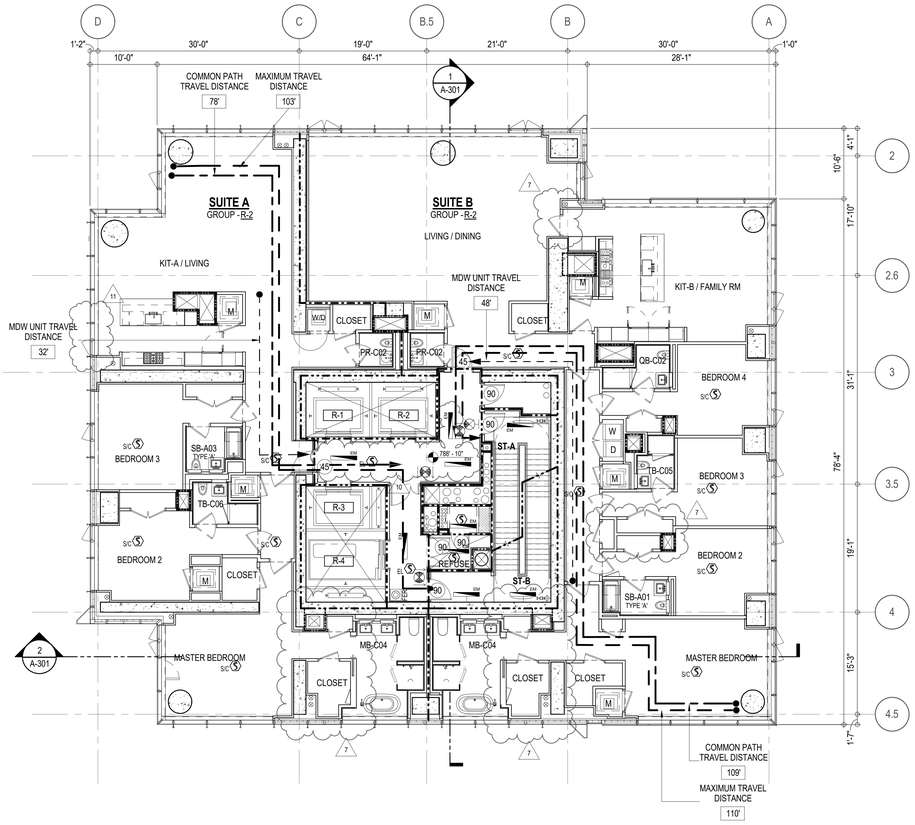


**EGRESS AND FIRE RATING LEGEND**

- ONE HOUR RATED PARTITION
- TWO HOUR RATED PARTITION
- THREE HOUR RATED PARTITION
- FOUR HOUR RATED PARTITION
- NON RATED SMOKE SEPARATION
- COMMON TRAVEL DISTANCE
- DEAD END
- MAXIMUM TRAVEL DISTANCE
- MAXIMUM TRAVEL DISTANCE WITHIN DWELLING UNIT

**SYMBOLS LEGEND**

- ILLUMINATED EXIT SIGN (ARROW INDICATES DIRECTION)
- ILLUMINATED EXIT SIGN (ARROW INDICATES DIRECTION)
- WALL MOUNTED/ILLUMINATED EXIT SIGN (ARROW INDICATES DIRECTION)
- ILLUMINATED EXIT SIGN
- WALL MOUNTED ILLUMINATED NO EXIT SIGN
- WALL MOUNTED ILLUMINATED NO EXIT SIGN (ROOF ACCESS ONLY)
- ILLUMINATED NO EXIT SIGN
- ILLUMINATED NO EXIT SIGN (ROOF ACCESS ONLY)
- FEC FIRE EXTINGUISHER CABINET
- SPRINKLER HEAD (REFER TO FP DRAWINGS)
- STANDPIPE
- SPRINKLER RISER
- SIAMESE CONNECTION
- SMOKE DETECTOR
- SC SMOKE /CARBON MONOXIDE DETECTOR
- EM CEILING MOUNTED EMERGENCY LIGHT
- EM WALL MOUNTED EMERGENCY LIGHT
- 90 DOOR RATING (MINUTES)

**SYMBOLS LEGEND**

- REVERSIBLE DOOR SWING
- W/D STACKED W/D TO BE REPLACED BY ACCESSIBLE COMBINATION UNIT AT REQUEST OF DWELLING UNIT OWNER
- M MECHANICAL UNIT

KEY PLAN:

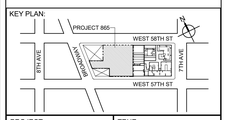


PROJECT NORTH / TRUE NORTH

DEVELOPER:
**EXTELL DEVELOPMENT COMPANY**
805 THIRD AVENUE, 7TH FLOOR
New York, NY 10022 USA
TEL: 212 712 6000 FAX: 212 712 6100

DESIGN ARCHITECT: Base Building Shell & Core
**ADRIAN SMITH + GORDON GILL ARCHITECTURE**
111 WEST MONROE STREET SUITE 2300
CHICAGO IL 60603
TEL: 312 920 1888 FAX: 312 920 1775

ARCHITECT OF RECORD: Base Building Shell & Core
**AAI ARCHITECTS, P.C.**
401 Wellington St. W., 3rd Floor
Toronto, ON M5V 1E7 Canada
TEL: 416 967 1500 FAX: 416 967 7150

STRUCTURAL ENGINEERS:
**WSP CANTOR SEINUK**
228 EAST 45th Street
New York, NY 10017 USA
TEL: 212 687 9888 FAX: 646 487 5501

MEP ENGINEERS:
**AKF GROUP**
1501 Broadway
New York, NY 10036 USA
TEL: 212 354 5656 FAX: 212 354 5668

GEOTECHNICAL ENGINEERS:
**Langan Engineering & Environmental Services**
21 Penn Plaza - 360 West 31st Street, 8th Floor
New York, NY 10001-2727
TEL: 212 479 5400 FAX: 212 479 5444

CODE CONSULTANTS:
**Construction Consulting Associates**
100 Church Street
New York, NY 10007
TEL: 212 385 1818 FAX: 212 385 1911

CURTAINWALL CONSULTANT:
**AJLP Consulting**
40 Worth Street, Suite 826
New York, NY 10013
TEL: 212 757 5659 FAX: 646 219 8508

LANDMARK/PRESERVATION CONSULTANT:
**Higgins Quasebarth & Partners LLC**
11 Hanover Square, 16th Floor
New York, NY 1005
TEL: 212 274 9468 FAX: 646 274 9380

LANDMARK/PRESERVATION CONSULTANT:
**Jan Hird Pokorny Associates, Inc.**
39 West 37th Street, 12A
New York, NY 10018
TEL: 212 759 6462 FAX: 212 759 6540

| No. | DESCRIPTION: | DATE: |
|---|---|---|
| 1 | CD PROGRESS ISSUE 1 | 15 OCT 14 |
| 2 | D.O.B. SUBMISSION | 05 DEC 14 |
| 3 | CD PROGRESS ISSUE 2 | 19 DEC 14 |
| 4 | D.O.B. SUBMISSION | 18 FEB 15 |
| 5 | CD PROGRESS ISSUE 3 | 09 MAR 15 |
| | D.O.B. SUBMISSION | 27 APR 15 |
| 6 | CD PROGRESS ISSUE 4 | 01 JUN 15 |
| | D.O.B. AMENDMENT 2 | 21 SEP 15 |
| 7 | CD PROGRESS ISSUE 6 | 02 NOV 15 |
| 8 | CD PROGRESS ISSUE 7 | 29 JAN 16 |
| 9 | CD ISSUE 8 - GMP SET | 31 MAR 16 |
| 10 | CD BULLETIN ISSUE - 1 | 22 APR 16 |
| 11 | CD BULLETIN ISSUE - 5 | 12 AUG 16 |
| | D.O.B. AMENDMENT 3 | 03 OCT 16 |

0 4' - 0" 8' - 0" 16' - 0"

**D.O.B. SUBMISSION**

Discrepancies must be reported immediately to the Architect before proceeding. Only figured dimensions are to be used. Contractors must check all dimensions on site. This drawing is protected by copyright.

ALL DIMENSIONS ARE SHOWN IN IMPERIAL.

CONSULTANT: AAI ARCHITECTS, P.C.

PROJECT:
**217 WEST 57TH STREET**
NEW YORK, NY

DRAWING TITLE:
48TH - 66TH FLOOR PLAN
BUILDING CODE NOTES
(RESIDENTIAL-TIER 3)
(MFD-78TH-96TH FLOOR)

SEAL & SIGNATURE: REGISTERED ARCHITECT RE DAVID JAMES 026889 STATE OF NEW YORK

| | |
|---|---|
| DATE: | 15 OCT 14 |
| PROJECT No: | 1216-00 |
| DRAWN: Author | REV: 11 |
| Chkr: Checker | |
| SCALE: 1/8" = 1'-0" | |
| DWG No: | A-062.02 |
| DOB PAGE No: | 66 of 454 |

DOB EMPLOYEE STAMP: DOB B-SCAN:

/LAST ISSUES AS - A-057 - CD PROGRESS ISSUE 4/

36" x 48" Arch E, SHEET SIZE
FILE NAME: C:\Revit Local Files\Admin\EXTELL-986-AA1TWR-D08_Chris.rvt
PLOT DATE: 01/06/16 12:40:02 PM

DEPT OF BLDGS 121236505 Job Number
E500513.0998 Scan Code

| OCCUPANT LOADS SUMMARY 67TH FLOOR PLAN | | | | |
|---|---|---|---|---|
| OCCUPANCY | OCCUPANCY GROUP | AREA | OCCUPANCY LOAD FACTOR | OCCUPANT LOAD |
| MECHANICAL | F-2 | 6,554 SF | 300 SF | 22 |
| Grand total | | | | 22 |

| EXIT STAIR SUMMARY - BC TABLE 1005.1 | | | | |
|---|---|---|---|---|
| STAIR DESIGNATION | STAIR WIDTH (IN) | STAIRWAYS (INCHES PER OCCUPANT) | STAIR CAPACITY | STAIR LOAD |
| | | | TOTAL (292) | TOTAL (22) |
| STAIR - A | 44" | 0.3 | 146 | 11 |
| STAIR - B | 44" | 0.3 | 146 | 11 |

| EXIT SELF CLOSING DOOR SUMMARY - BC TABLE 1005.1 | | | | |
|---|---|---|---|---|
| DOOR DESIGNATION | DOOR CLEAR WIDTH (IN) | DOORWAY (INCHES PER OCCUPANT) | DOOR CAPACITY | DOOR LOAD |
| | | | TOTAL (340) | TOTAL (22) |
| STAIR - A - DOOR | 34" | 0.2 | 170 | 11 |
| STAIR - B - DOOR | 34" | 0.2 | 170 | 11 |

| EXIT STAIR TREADS AND RISERS - BC TABLE 1009 | | | | |
|---|---|---|---|---|
| STAIR DESIGNATION | TREAD (IN) | RISER (IN) | NO. RISERS (FLOOR TO FLOOR) | MAX. FLIGHT VERTICAL RISE |
| STAIR - A | 9.5" | 7.68" | 25 | 99.81" |
| STAIR - B | 9.5" | 7.68" | 25 | 99.81" |

| LENGTH OF TRAVEL DISTANCE (WITH SPRINKLER SYSTEM) | | | |
|---|---|---|---|
| OCCUPANCY GROUP | MAX. TRAVEL DISTANCE (BC TABLE 1015.1) | COMMON PATH OF EGRESS TRAVEL (BC 1013.3) | DEAD END (BC 1016.3) |
| F-2 | 250' | 100' | 50' |

* F-2 IS ACCESSORY TO RESIDENTIAL R-2

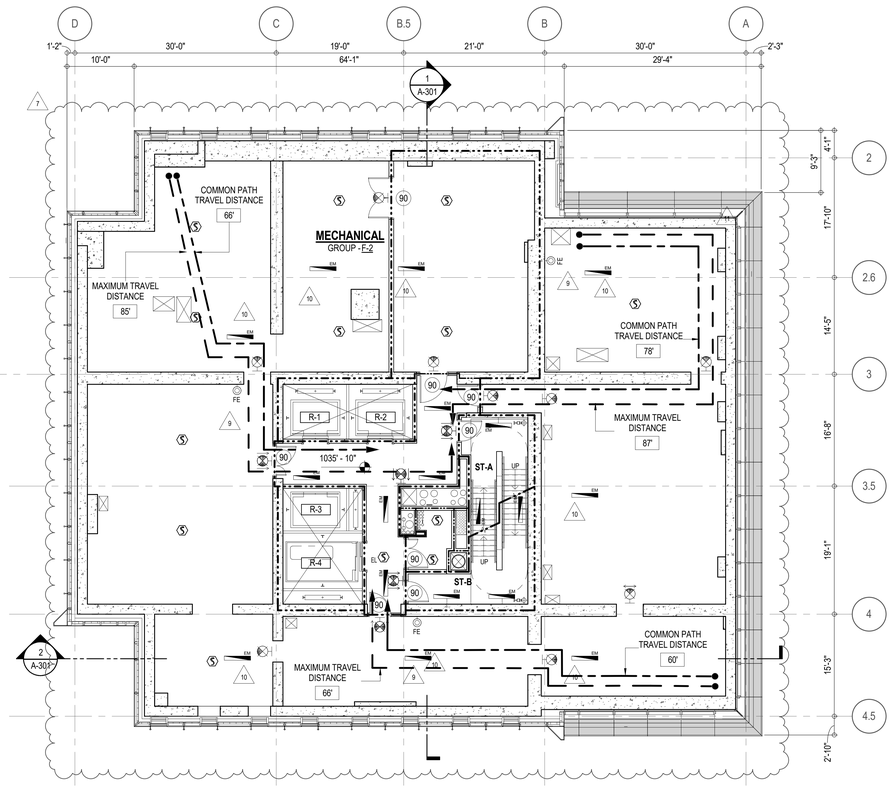


**EGRESS AND FIRE RATING LEGEND**

- ONE HOUR RATED PARTITION
- TWO HOUR RATED PARTITION
- THREE HOUR RATED PARTITION
- FOUR HOUR RATED PARTITION
- NON RATED SMOKE SEPARATION
- COMMON TRAVEL DISTANCE
- DEAD END
- MAXIMUM TRAVEL DISTANCE
- MAXIMUM TRAVEL DISTANCE WITHIN DWELLING UNIT

**SYMBOLS LEGEND**

- ILLUMINATED EXIT SIGN (ARROW INDICATES DIRECTION)
- ILLUMINATED EXIT SIGN (ARROW INDICATES DIRECTION)
- WALL MOUNTED/ILLUMINATED EXIT SIGN (ARROW INDICATES DIRECTION)
- ILLUMINATED EXIT SIGN
- WALL MOUNTED ILLUMINATED NO EXIT SIGN
- WALL MOUNTED ILLUMINATED NO EXIT SIGN (ROOF ACCESS ONLY)
- ILLUMINATED NO EXIT SIGN
- ILLUMINATED NO EXIT SIGN (ROOF ACCESS ONLY)
- FEC FIRE EXTINGUISHER CABINET
- SPRINKLER HEAD (REFER TO FP DRAWINGS)
- STANDPIPE
- SPRINKLER RISER
- SIAMESE CONNECTION
- SMOKE DETECTOR
- SC SMOKE /CARBON MONOXIDE DETECTOR
- EM CEILING MOUNTED EMERGENCY LIGHT
- EM WALL MOUNTED EMERGENCY LIGHT
- 90 DOOR RATING (MINUTES)

KEY PLAN:

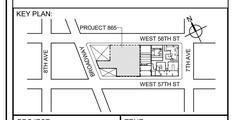


PROJECT NORTH

TRUE NORTH

DEVELOPER:
**EXTELL DEVELOPMENT COMPANY**
805 THIRD AVENUE, 7TH FLOOR
New York, NY 10022 USA
TEL: 212 712 6000 FAX: 212 712 6100

DESIGN ARCHITECT: Base Building Shell & Core
**ADRIAN SMITH + GORDON GILL ARCHITECTURE**
111 WEST MONROE STREET SUITE 2300
CHICAGO IL 60603
TEL: 312 920 1888 FAX: 312 920 1775

ARCHITECT OF RECORD: Base Building Shell & Core
**AAI ARCHITECTS, P.C.**
401 Wellington St. W., 3rd Floor
Toronto, ON M5V 1E7 Canada
TEL: 416 967 1500 FAX: 416 967 7150

STRUCTURAL ENGINEERS:
**WSP CANTOR SEINUK**
228 EAST 45th Street
New York, NY 10017 USA
TEL: 212 687 9888 FAX: 646 487 5501

MEP ENGINEERS:
**AKF GROUP**
1501 Broadway
New York, NY 10036 USA
TEL: 212 354 5656 FAX: 212 354 5668

GEOTECHNICAL ENGINEERS:
**Langan Engineering & Environmental Services**
21 Penn Plaza - 360 West 31st Street, 8th Floor
New York, NY 10001-2727
TEL: 212 479 5400 FAX: 212 479 5444

CODE CONSULTANTS:
**Construction Consulting Associates**
100 Church Street
New York, NY 10007
TEL: 212 385 1818 FAX: 212 385 1911

CURTAINWALL CONSULTANT:
**AJLP Consulting**
40 Worth Street, Suite 826
New York, NY 10013
TEL: 212 757 5659 FAX: 646 219 8508

LANDMARK/PRESERVATION CONSULTANT:
**Higgins Quasebarth & Partners LLC**
11 Hanover Square, 16th Floor
New York, NY 1005
TEL: 212 274 9468 FAX: 646 274 9380

LANDMARK/PRESERVATION CONSULTANT:
**Jan Hird Pokorny Associates, Inc.**
39 West 37th Street, 12A
New York, NY 10018
TEL: 212 759 6462 FAX: 212 759 6540

| No. | DESCRIPTION: | DATE: |
|---|---|---|
| 1 | CD PROGRESS ISSUE 1 | 15 OCT 14 |
| 2 | D.O.B. SUBMISSION | 05 DEC 14 |
| 3 | CD PROGRESS ISSUE 2 | 19 DEC 14 |
| 4 | D.O.B. SUBMISSION | 18 FEB 15 |
| 5 | CD PROGRESS ISSUE 3 | 09 MAR 15 |
| | D.O.B. SUBMISSION | 27 APR 15 |
| 6 | CD PROGRESS ISSUE 4 | 01 JUN 15 |
| | D.O.B. AMENDMENT 2 | 21 SEP 15 |
| 7 | CD PROGRESS ISSUE 6 | 02 NOV 15 |
| 8 | CD PROGRESS ISSUE 7 | 29 JAN 16 |
| 9 | CD ISSUE 8 - GMP SET | 31 MAR 16 |
| 10 | CD BULLETIN ISSUE - 1 | 22 APR 16 |
| 11 | CD BULLETIN ISSUE - 7 | 14 SEP 16 |
| | D.O.B. AMENDMENT 3 | 03 OCT 16 |

0 4' - 0" 8' - 0" 16' - 0"

**D.O.B. SUBMISSION**

Discrepancies must be reported immediately to the Architect before proceeding. Only figured dimensions are to be used. Contractors must check all dimensions on site. This drawing is protected by copyright.

ALL DIMENSIONS ARE SHOWN IN IMPERIAL.

CONSULTANT:

AAI ARCHITECTS, P.C.

PROJECT:

**217 WEST 57TH STREET**
NEW YORK, NY

DRAWING TITLE:

67TH FLOOR PLAN
BUILDING CODE NOTES
(MECHANICAL) (MFD-97TH FLOOR)

SEAL & SIGNATURE:

REGISTERED ARCHITECT DAVID J. JARNER NY 028881 STATE OF NEW YORK

| | |
|---|---|
| DATE: | 15 OCT 14 |
| PROJECT No: | 1216-00 |
| DRAWN: Author | REV: |
| Checker | 11 |
| SCALE: 1/8" = 1'-0" | |
| DWG No: | A-063.02 |
| DOB PAGE No: | 67 of 454 |

DOB EMPLOYEE STAMP:

DOB B-SCAN:

(LAST ISSUES AS - A-058 - CD PROGRESS ISSUE 4/

36" x 48" Arch E, SHEET SIZE
FILE NAME: G:\Revit Local Files\A\Revit\EXTELL-865-AAI-TWR-DOB_Chris.rvt
PLOT DATE: 01 Nov 16 1:58:31 PM

| OCCUPANT LOADS SUMMARY 67TH INTERMEDIATE FLOOR PLAN | | | | |
|---|---|---|---|---|
| OCCUPANCY | OCCUPANCY GROUP | AREA | OCCUPANCY LOAD FACTOR | OCCUPANT LOAD |
| MECHANICAL | F-2 | 4,480 SF | 300 SF | 15 |
| Grand total | | | | 15 |

| EXIT STAIR SUMMARY - BC TABLE 1005.1 | | | | |
|---|---|---|---|---|
| STAIR DESIGNATION | STAIR WIDTH (IN) | STAIRWAYS (INCHES PER OCCUPANT) | STAIR CAPACITY | STAIR LOAD |
| | | | TOTAL (292) | TOTAL (15) |
| STAIR - A | 44" | 0.3 | 146 | 7 |
| STAIR - B | 44" | 0.3 | 146 | 8 |

| EXIT SELF CLOSING DOOR SUMMARY - BC TABLE 1005.1 | | | | |
|---|---|---|---|---|
| DOOR DESIGNATION | DOOR CLEAR WIDTH (IN) | DOORWAY (INCHES PER OCCUPANT) | DOOR CAPACITY | DOOR LOAD |
| | | | TOTAL (340) | TOTAL (15) |
| STAIR - A - DOOR | 34" | 0.2 | 170 | 7 |
| STAIR - B - DOOR | 34" | 0.2 | 170 | 8 |

| EXIT STAIR TREADS AND RISERS - BC TABLE 1009 | | | | |
|---|---|---|---|---|
| STAIR DESIGNATION | TREAD (IN) | RISER (IN) | NO. RISERS (FLOOR TO FLOOR) | MAX. FLIGHT VERTICAL RISE |
| STAIR - A | 9.5" | 7.69" | 30 | 92.00" |
| STAIR - B | 9.5" | 7.69" | 30 | 92.00" |

| LENGTH OF TRAVEL DISTANCE (WITH SPRINKLER SYSTEM) | | | |
|---|---|---|---|
| OCCUPANCY GROUP | MAX. TRAVEL DISTANCE (BC TABLE 1015.1) | COMMON PATH OF EGRESS TRAVEL (BC 1013.3) | DEAD END (BC 1016.3) |
| F-2 | 250' | 100' | 50' |

* F-2 IS ACCESSORY TO RESIDENTIAL R-2

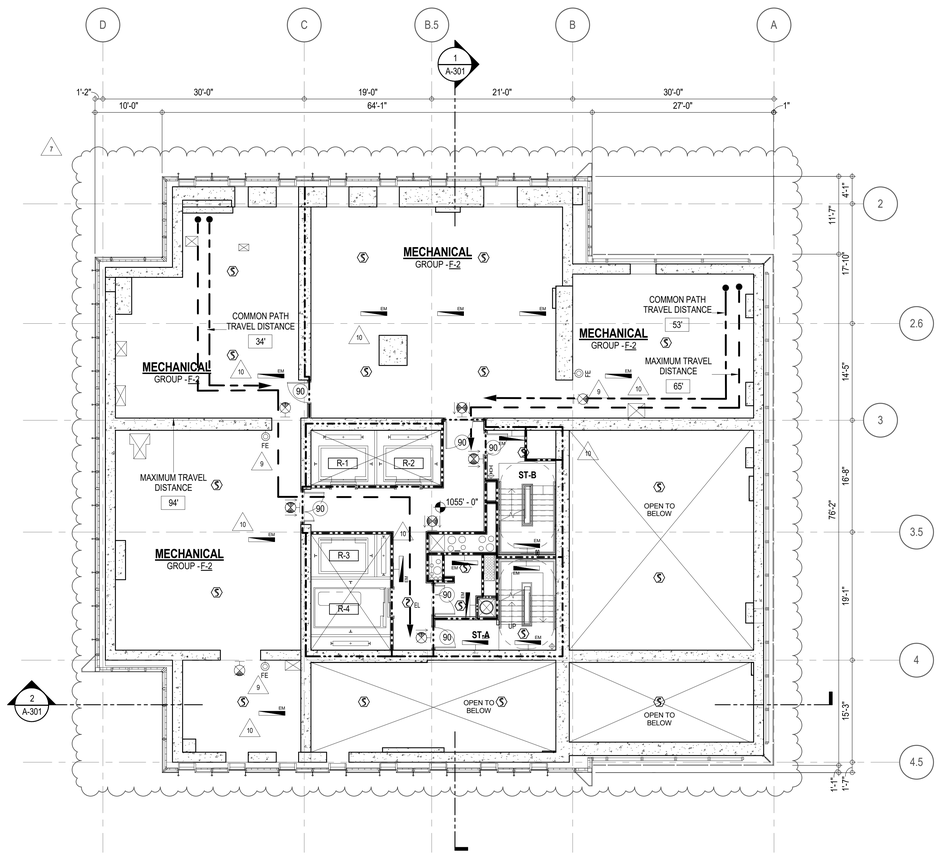


**EGRESS AND FIRE RATING LEGEND**

- ONE HOUR RATED PARTITION
- TWO HOUR RATED PARTITION
- THREE HOUR RATED PARTITION
- FOUR HOUR RATED PARTITION
- NON RATED SMOKE SEPARATION
- COMMON TRAVEL DISTANCE
- DEAD END
- MAXIMUM TRAVEL DISTANCE
- MAXIMUM TRAVEL DISTANCE WITHIN DWELLING UNIT

**SYMBOLS LEGEND**

- ILLUMINATED EXIT SIGN (ARROW INDICATES DIRECTION)
- ILLUMINATED EXIT SIGN (ARROW INDICATES DIRECTION)
- WALL MOUNTED ILLUMINATED EXIT SIGN (ARROW INDICATES DIRECTION)
- ILLUMINATED EXIT SIGN
- WALL MOUNTED ILLUMINATED NO EXIT SIGN
- WALL MOUNTED ILLUMINATED NO EXIT SIGN (ROOF ACCESS ONLY)
- ILLUMINATED NO EXIT SIGN
- ILLUMINATED NO EXIT SIGN (ROOF ACCESS ONLY)
- FEC FIRE EXTINGUISHER CABINET
- SPRINKLER HEAD (REFER TO FP DRAWINGS)
- STANDPIPE
- SPRINKLER RISER
- SIAMESE CONNECTION
- SMOKE DETECTOR
- SC SMOKE /CARBON MONOXIDE DETECTOR
- EM CEILING MOUNTED EMERGENCY LIGHT
- EM WALL MOUNTED EMERGENCY LIGHT
- 90 DOOR RATING (MINUTES)

KEY PLAN:

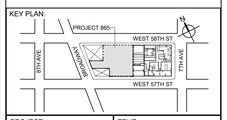


PROJECT NORTH

TRUE NORTH


DEVELOPER:
**EXTELL DEVELOPMENT COMPANY**
805 THIRD AVENUE, 7TH FLOOR
New York, NY 10022 USA
TEL: 212 712 6000 FAX: 212 712 6100

DESIGN ARCHITECT: Base Building Shell & Core
**ADRIAN SMITH + GORDON GILL ARCHITECTURE**
111 WEST MONROE STREET SUITE 2300
CHICAGO IL 60603
TEL: 312 920 1888 FAX: 312 920 1775

ARCHITECT OF RECORD: Base Building Shell & Core
**AAI ARCHITECTS, P.C.**
401 Wellington St. W., 3rd Floor
Toronto, ON M5V 1E7 Canada
TEL: 416 967 1500 FAX: 416 967 7150

STRUCTURAL ENGINEERS:
**WSP CANTOR SEINUK**
228 EAST 45th Street
New York, NY 10017 USA
TEL: 212 687 9888 FAX: 646 487 5501

MEP ENGINEERS:
**AKF GROUP**
1501 Broadway
New York, NY 10036 USA
TEL: 212 354 5656 FAX: 212 354 5668

GEOTECHNICAL ENGINEERS:
**Langan Engineering & Environmental Services**
21 Penn Plaza - 360 West 31st Street, 8th Floor
New York, NY 10001-2727
TEL: 212 479 5400 FAX: 212 479 5444

CODE CONSULTANTS:
**Construction Consulting Associates**
100 Church Street
New York, NY 10007
TEL: 212 385 1818 FAX: 212 385 1911

CURTAINWALL CONSULTANT:
**AJLP Consulting**
40 Worth Street, Suite 826
New York, NY 10013
TEL: 212 757 5659 FAX: 646 219 8508

LANDMARK/PRESERVATION CONSULTANT:
**Higgins Quasebarth & Partners LLC**
11 Hanover Square, 16th Floor
New York, NY 1005
TEL: 212 274 9468 FAX: 646 274 9380

LANDMARK/PRESERVATION CONSULTANT:
**Jan Hird Pokorny Associates, Inc.**
39 West 37th Street, 12A
New York, NY 10018
TEL: 212 759 6462 FAX: 212 759 6540


| No. | DESCRIPTION: | DATE: |
|---|---|---|
| 1 | CD PROGRESS ISSUE 1 | 15 OCT 14 |
| 2 | D.O.B. SUBMISSION | 05 DEC 14 |
| 3 | CD PROGRESS ISSUE 2 | 19 DEC 14 |
| 4 | D.O.B. SUBMISSION | 18 FEB 15 |
| 5 | CD PROGRESS ISSUE 3 | 09 MAR 15 |
| | D.O.B. SUBMISSION | 27 APR 15 |
| 6 | CD PROGRESS ISSUE 4 | 01 JUN 15 |
| | D.O.B. AMENDMENT 2 | 21 SEP 15 |
| 7 | CD PROGRESS ISSUE 6 | 02 NOV 15 |
| 8 | CD PROGRESS ISSUE 7 | 29 JAN 16 |
| 9 | CD ISSUE 8 - GMP SET | 31 MAR 16 |
| 10 | CD BULLETIN ISSUE - 1 | 22 APR 16 |
| | D.O.B. AMENDMENT 3 | 03 OCT 16 |

**D.O.B. SUBMISSION**


Discrepancies must be reported immediately to the Architect before proceeding. Only figured dimensions are to be used. Contractors must check all dimensions on site. This drawing is protected by copyright.


ALL DIMENSIONS ARE SHOWN IN IMPERIAL.

CONSULTANT:

AAI ARCHITECTS, P.C.

PROJECT:

**217 WEST 57TH STREET**
NEW YORK, NY

DRAWING TITLE:

67TH INTERMEDIATE FLOOR PLAN
BUILDING CODE NOTES
(MECHANICAL) (MFD-98TH FLOOR)

SEAL & SIGNATURE:

REGISTERED ARCHITECT ANDRE DAVID UNGERS No. 028883 STATE OF NEW YORK

| | |
|---|---|
| DATE: | 15 OCT 14 |
| PROJECT No: | 1216-00 |
| DRAWN: Author | REV: |
| CHK: Checker | 10 |
| SCALE: 1/8" = 1'-0" | |
| DWG No: | A-064.02 |
| DOB PAGE No: | 68 of 454 |

DOB EMPLOYEE STAMP:

DOB B-SCAN:

/LAST ISSUES AS - A-059 - CD PROGRESS ISSUE 4/


DEPT OF BLDGS 421263505 Job Number
E3504805815 Scan Code
36" x 48" Arch E, SHEET SIZE
FILE NAME: C:\Revit Local Files\Admin\EXTELL-865-AAI-TWR-DOB_Chris.rvt
PLOT DATE 01-Nov-16 2:46:34 PM

DEPT OF BLDGS 421208305 Job Number
E388560307ZS Scan Code

| OCCUPANT LOADS SUMMARY 68TH FLOOR PLAN | | | | |
|---|---|---|---|---|
| OCCUPANCY | OCCUPANCY GROUP | AREA | OCCUPANCY LOAD FACTOR | OCCUPANT LOAD |
| DINING ROOM* | A-2 | 2,038 SF | 15 SF | 136* |
| A-2 | | | | 136 |
| KITCHEN | F-2 | 708 SF | 200 SF | 4 |
| F-2 (ACCESSORY SPACE) | | | | 4 |
| BAR / DINING | R-2 | 853 SF | 15 SF | 57 |
| CIGAR ROOM | R-2 | 736 SF | 15 SF | 50 |
| OFFICE | R-2 | 92 SF | 100 SF | 1 |
| R-2 (ACCESSORY SPACE) | | | | 108 |
| Grand total | | | | 248 |

| EXIT STAIR SUMMARY - BC TABLE 1005.1 | | | | |
|---|---|---|---|---|
| STAIR DESIGNATION | STAIR WIDTH (IN) | STAIRWAYS (INCHES PER OCCUPANT) | STAIR CAPACITY | STAIR LOAD |
| | | | TOTAL (292) | TOTAL (248) |
| STAIR - A | 44" | 0.3 | 146 | 124 |
| STAIR - B | 44" | 0.3 | 146 | 124 |

| EXIT SELF CLOSING DOOR SUMMARY - BC TABLE 1005.1 | | | | |
|---|---|---|---|---|
| DOOR DESIGNATION | DOOR CLEAR WIDTH (IN) | DOORWAY (INCHES PER OCCUPANT) | DOOR CAPACITY | DOOR LOAD |
| | | | TOTAL (340) | TOTAL (248) |
| STAIR - A - DOOR | 34" | 0.2 | 170 | 124 |
| STAIR - B - DOOR | 34" | 0.2 | 170 | 124 |

| EXIT STAIR TREADS AND RISERS - BC TABLE 1009 (ACCESSORY TO RESIDENTIAL GROUP R-2) | | | | |
|---|---|---|---|---|
| STAIR DESIGNATION | TREAD (IN) | RISER (IN) | NO. RISERS (FLOOR TO FLOOR) | MAX. FLIGHT VERTICAL RISE |
| STAIR - A | 9.5" | 7.69" | 20 | 64.62" |
| STAIR - B | 9.5" | 7.69" | 20 | 46.19" |

| LENGTH OF TRAVEL DISTANCE (WITH SPRINKLER SYSTEM) | | | |
|---|---|---|---|
| OCCUPANCY GROUP | MAX. TRAVEL DISTANCE (BC TABLE 1015.1) | COMMON PATH OF EGRESS TRAVEL (BC 1013.3) | DEAD END (BC 1016.3) |
| F-2 | 250' | 100' | 50' |
| A-2 | PRIMARY = 150' | SECONDARY = 250' | 20' |
| R-2 | 200' | 125' | 40' |

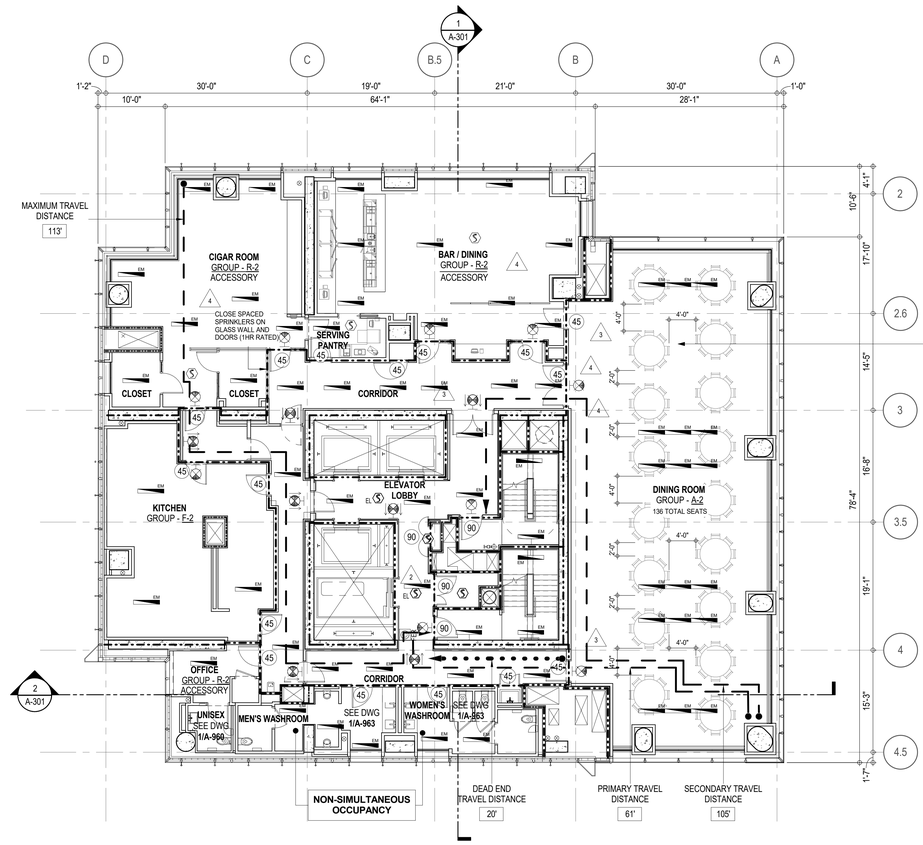


P.A. TO BE FILED SEPARATELY

USE GROUP - 2 RESIDENTIAL

THIS SPACE WILL BE FOR THE EXCLUSIVE USE OF RESIDENCE AND THEIR GUESTS, NO ADMISSION FEE WILL BE CHARGED

| PLUMBING FIXTURES - PER PC TABLE 403.1 | | | | | | | | | | |
|---|---|---|---|---|---|---|---|---|---|---|
| OCCUPANCY | OCC. GRP. | NUMBER OF OCCUPANTS | | REQUIRED WATER CLOSETS | | REQUIRED LAVATORIES | | PROVIDED WATER CLOSETS | | PROVIDED LAVATORIES | |
| | | M50% | F50% | M | F | M | F | M | F | M | F |
| BALL ROOM/ CIGAR ROOM / BAR/DINING | A-2/ R-2 | 122 | 122 | 2 | 2 | 2 | 2 | 3* | 3 | 2 | 2 |
| ACCESSORY | F-2/ R-2 | 3 | 3 | 1 | | 1 | | 1 | | 1 | |

* URINALS MAY BE PROVIDED IN LIEU OF WATER CLOSETS BUT FOR NO MORE THAN 1/2 OF THE REQUIRED NO. OF WATER CLOSETS WHEN MORE THAN 35 PERSONS.

* TABLE 403.1 REQUIRES THE FOLLOWING ADDITIONAL PLUMBING FIXTURES:
DRINKING FOUNTAINS (1 PER 1,000 P.): 1 REQUIRED, 1 PROVIDED
SERVICE SINK: 1 REQUIRED, 1 PROVIDED

**EGRESS AND FIRE RATING LEGEND**

- ONE HOUR RATED PARTITION
- TWO HOUR RATED PARTITION
- THREE HOUR RATED PARTITION
- FOUR HOUR RATED PARTITION
- NON RATED SMOKE SEPARATION
- COMMON TRAVEL DISTANCE
- DEAD END
- MAXIMUM TRAVEL DISTANCE
- MAXIMUM TRAVEL DISTANCE WITHIN DWELLING UNIT

**SYMBOLS LEGEND**

- ILLUMINATED EXIT SIGN (ARROW INDICATES DIRECTION)
- ILLUMINATED EXIT SIGN (ARROW INDICATES DIRECTION)
- WALL MOUNTEDILLUMINATED EXIT SIGN (ARROW INDICATES DIRECTION)
- ILLUMINATED EXIT SIGN
- WALL MOUNTED ILLUMINATED NO EXIT SIGN
- WALL MOUNTED ILLUMINATED NO EXIT SIGN (ROOF ACCESS ONLY)
- ILLUMINATED NO EXIT SIGN
- ILLUMINATED NO EXIT SIGN (ROOF ACCESS ONLY)
- FEC FIRE EXTINGUISHER CABINET
- SPRINKLER HEAD (REFER TO FP DRAWINGS)
- STANDPIPE
- SPRINKLER RISER
- SIAMESE CONNECTION
- SMOKE DETECTOR
- SC SMOKE /CARBON MONOXIDE DETECTOR
- EM CEILING MOUNTED EMERGENCY LIGHT
- EM WALL MOUNTED EMERGENCY LIGHT
- 90 DOOR RATING (MINUTES)

KEY PLAN:

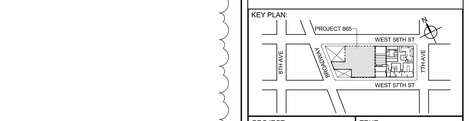


PROJECT NORTH
TRUE NORTH

DEVELOPER:
**EXTELL DEVELOPMENT COMPANY**
805 THIRD AVENUE, 7TH FLOOR
New York, NY 10022 USA
TEL: 212 712 6000 FAX: 212 712 6100

DESIGN ARCHITECT: Base Building Shell & Core
**ADRIAN SMITH + GORDON GILL ARCHITECTURE**
111 WEST MONROE STREET SUITE 2300
CHICAGO IL 60603
TEL: 312 920 1888 FAX: 312 920 1775

ARCHITECT OF RECORD: Base Building Shell & Core
**AAI ARCHITECTS, P.C.**
401 Wellington St. W., 3rd Floor
Toronto, ON M5V 1E7 Canada
TEL: 416 967 1500 FAX: 416 967 7150

STRUCTURAL ENGINEERS:
**WSP CANTOR SEINUK**
228 EAST 45th Street
New York, NY 10017 USA
TEL: 212 687 9888 FAX: 646 487 5501

MEP ENGINEERS:
**AKF GROUP**
1501 Broadway
New York, NY 10036 USA
TEL: 212 354 5656 FAX: 212 354 5668

GEOTECHNICAL ENGINEERS:
**Langan Engineering & Environmental Services**
21 Penn Plaza - 360 West 31st Street, 8th Floor
New York, NY 10001-2727
TEL: 212 479 5400 FAX: 212 479 5444

CODE CONSULTANTS:
**Construction Consulting Associates**
100 Church Street
New York, NY 10007
TEL: 212 385 1818 FAX: 212 385 1911

CURTAINWALL CONSULTANT:
**AJLP Consulting**
40 Worth Street, Suite 826
New York, NY 10013
TEL: 212 757 5659 FAX: 646 219 8508

LANDMARK/PRESERVATION CONSULTANT:
**Higgins Quasebarth & Partners LLC**
11 Hanover Square, 16th Floor
New York, NY 1005
TEL: 212 274 9468 FAX: 646 274 9380

LANDMARK/PRESERVATION CONSULTANT:
**Jan Hird Pokorny Associates, Inc.**
39 West 37th Street, 12A
New York, NY 10018
TEL: 212 759 6462 FAX: 212 759 6540

| No. | DESCRIPTION: | DATE: |
|---|---|---|
| | D.O.B. AMENDMENT 2 | 21 SEP 15 |
| 1 | CD PROGRESS ISSUE 6 | 02 NOV 15 |
| 2 | CD PROGRESS ISSUE 7 | 29 JAN 16 |
| 3 | CD ISSUE 8 - GMP SET | 31 MAR 16 |
| 4 | CD BULLETIN ISSUE - 2 | 11 MAY 16 |
| | D.O.B. AMENDMENT 3 | 03 OCT 16 |

**D.O.B. SUBMISSION**

Discrepancies must be reported immediately to the Architect before proceeding. Only figured dimensions are to be used. Contractors must check all dimensions on site. This drawing is protected by copyright.

ALL DIMENSIONS ARE SHOWN IN IMPERIAL.

CONSULTANT:
AAI ARCHITECTS, P.C.

PROJECT:
**217 WEST 57TH STREET**
NEW YORK, NY

DRAWING TITLE:
68TH FLOOR PLAN
BUILDING CODE NOTES
(RESIDENTIAL AMENITIES TIER 4)
(MFD-100TH FLOOR)

SEAL & SIGNATURE:
REGISTERED ARCHITECT JOSE DAVID JAUREGUI No. 028881 STATE OF NEW YORK

| | |
|---|---|
| DATE: | 21 SEP 15 |
| PROJECT No: | 1216-00 |
| DRAWN: Author | REV: |
| Chkr: Checker | 4 |
| SCALE: 1/8" = 1'-0" | |
| DWG No: | A-065.02 |
| DOB PAGE No: | 69 of 454 |

DOB EMPLOYEE STAMP: DOB B-SCAN:

36" x 48" Arch E, SHEET SIZE
FILE NAME: C:\Users\jorge\Revit\Models\EXTELL-856-AAI-TWR-DOB_CHek.rvt
PLOT DATE: 8/24/2016 3:04:24 PM

DEPT OF BLDGS 421263825 Job Number
E395567799 Scan Code

36" x 48" Arch E, SHEET SIZE

| OCCUPANT LOADS SUMMARY 69TH FLOOR PLAN | | | | |
|---|---|---|---|---|
| OCCUPANCY | OCCUPANCY GROUP | AREA | OCCUPANCY LOAD FACTOR | OCCUPANT LOAD |
| SUITE A (DUPLEX) | R-2 | 6,789 SF | 200 SF | 34 |
| Grand total | | | | 34 |

| RESTROOM TYPES | | |
|---|---|---|
| NAME | TYPE | DETAIL DRAWINGS |
| PR-C01 | ADAPTABLE | 1/A-988 |
| PR-C02 | ADAPTABLE | 6/A-988 |
| SB-A01 | A | 1/A-970 |
| TB-C05 | ADAPTABLE | 6/A-982 |

| KITCHENS | |
|---|---|
| NAME | DETAIL DRAWINGS |
| KIT-A FAMILY RM | 9/A-956 |

| EXIT STAIR SUMMARY - BC TABLE 1005.1 | | | | |
|---|---|---|---|---|
| STAIR DESIGNATION | STAIR WIDTH (IN) | STAIRWAYS (INCHES PER OCCUPANT) | STAIR CAPACITY | STAIR LOAD |
| | | | TOTAL (292) | TOTAL (34) |
| STAIR - A | 44" | 0.3 | 146 | 17 |
| STAIR - B | 44" | 0.3 | 146 | 17 |

| EXIT SELF CLOSING DOOR SUMMARY - BC TABLE 1005.1 | | | | |
|---|---|---|---|---|
| DOOR DESIGNATION | DOOR CLEAR WIDTH (IN) | DOORWAY (INCHES PER OCCUPANT) | DOOR CAPACITY | DOOR LOAD |
| | | | TOTAL (340) | TOTAL (34) |
| STAIR - A - DOOR | 34" | 0.2 | 170 | 17 |
| STAIR - B - DOOR | 34" | 0.2 | 170 | 17 |

| EXIT STAIR TREADS AND RISERS - BC TABLE 1009 | | | | |
|---|---|---|---|---|
| STAIR DESIGNATION | TREAD (IN) | RISER (IN) | NO. RISERS (FLOOR TO FLOOR) | MAX. FLIGHT VERTICAL RISE |
| STAIR - A | 9.5" | 7.38" | 26 | 51.69" |
| STAIR - B | 9.5" | 7.38" | 26 | 51.69" |

| LENGTH OF TRAVEL DISTANCE (WITH SPRINKLER SYSTEM) | | | |
|---|---|---|---|
| OCCUPANCY GROUP | MAX. TRAVEL DISTANCE (BC TABLE 1015.1) | COMMON PATH OF EGRESS TRAVEL (BC 1013.3) | DEAD END (BC 1016.3) |
| R-2 | 200' | 125' | 40' |

| SUITE EXIT DOOR SUMMARY | |
|---|---|
| DOOR DESIGNATION | DOOR WIDTH (IN) |
| SUITE A DOOR 1 | 64" |
| SUITE A DOOR 2 | 36" |
| SUITE A DOOR 3 | 36" |

| MULTI DWELLING LAW |
|---|
| SECTION 103.1 (b) EGRESS FROM APARTMENT MAXIMUM TRAVEL DISTANCE TO MEANS OF EGRESS FROM ANY ROOM WITHIN APARTMENT |
| 50' |

**LIGHT & AIR CALCULATION 69TH FLOOR**

| | | LIGHT REQUIREMENT <BC-1205> | | | | | AIR REQUIREMENT <BC-1203> | | | | | |
|---|---|---|---|---|---|---|---|---|---|---|---|---|
| | | | PROVIDED Natural Light | | | | | PROVIDED Natural Ventilating Openings | | | | |
| Room Name | Floor Area | REQ'D % of Light | # of Curtain Wall Panels (5' typ.)** | Area of Vision Glass | % of Natural Light | REQ'D % of Air | Door Opening Area | # of Operable Windows* | # of Operable Windows² | Area of Ventilating Openings | % of Natural Air |
| DUPLEX LOWER | | | | | | | | | | | |
| GRAND GALLERY | 497 SF | 10% | 3.0 | 85.50 SF | 17.22% | 5% | 0.00 SF | 2 | 0 | 27.28 SF | 5.49% |
| GUEST ROOM | 207 SF | 10% | 3.0 | 85.50 SF | 41.25% | 5% | 0.00 SF | 1 | 0 | 13.64 SF | 6.58% |
| KIT-A FAMILY RM | 491 SF | 10% | 5.0 | 142.50 SF | 29.03% | ***2.5% | 0.00 SF | 1 | 0 | 13.64 SF | 2.78% |
| LIBRARY | 327 SF | 10% | 2.0 | 57.00 SF | 17.45% | 5% | 0.00 SF | 2 | 0 | 16.44 SF | 5.03% |
| LIVING / DINING | 2,073 SF | 10% | 20.0 | 570.00 SF | 27.50% | ***2.5% | 20.00 SF | 0 | 17 | 70.72 SF | 3.41% |
| MEDIA ROOM | 274 SF | 10% | 4.0 | 114.00 SF | 41.63% | 5% | 20.00 SF | 1 | 0 | 33.64 SF | 12.29% |
| PLAY RM | 204 SF | 10% | 4.0 | 114.00 SF | 55.75% | 5% | 0.00 SF | 1 | 0 | 13.64 SF | 6.67% |
| STAFF ROM | 130 SF | 10% | 2.0 | 57.00 SF | 43.94% | 5% | 0.00 SF | 1 | 0 | 13.64 SF | 10.51% |

²AREA OF VENTILATING OPENINGS @ UPPER LEVEL IN DOUBLE HEIGHT SPACE: 3.43 SF 2.846 SF
(SEE 68TH FLOOR)

*AREA OF VENTILATING OPENING / UNIT: 8.22 SF 13.64 SF

**AREA OF NATURAL LIGHT SOURCES: 28.50 SF
(BASED ON THE MINIMUM AREA PROVIDED FROM 5'-0" MODULE W/ SPLIT MULLION)

*** 2.5% AIR IS REQUIRED PER BC 1203.4.1.2.1 EXCEPTION 1

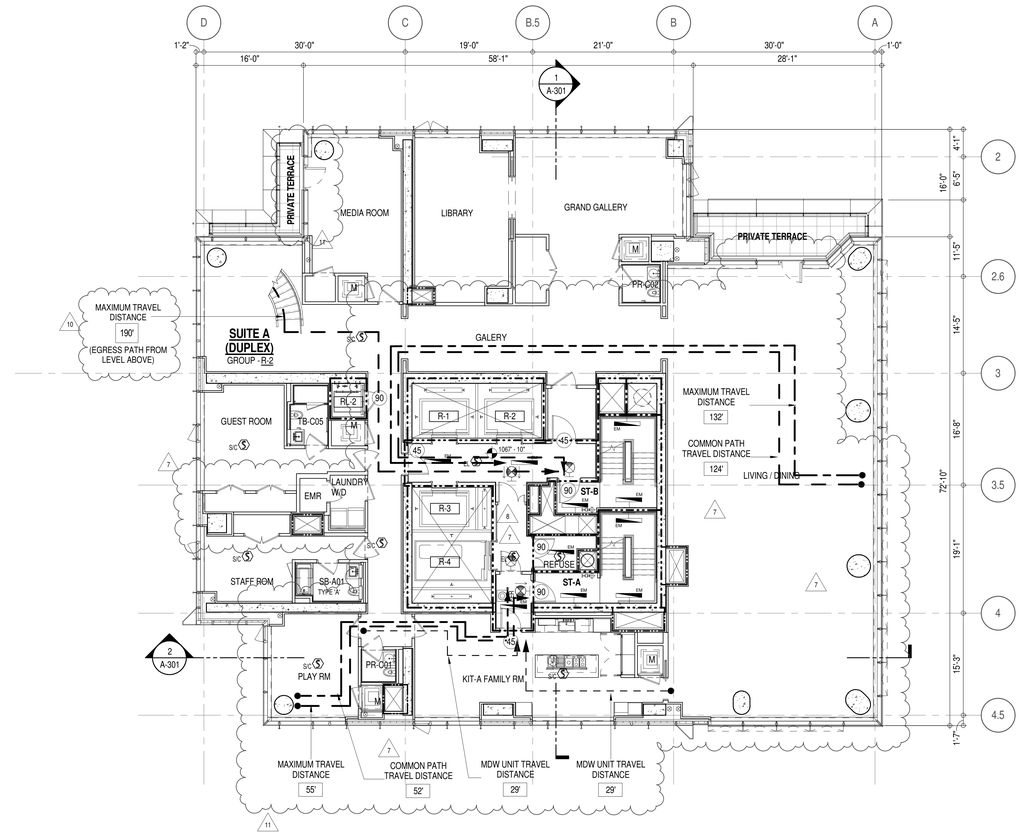


**EGRESS AND FIRE RATING LEGEND**

- ONE HOUR RATED PARTITION
- TWO HOUR RATED PARTITION
- THREE HOUR RATED PARTITION
- FOUR HOUR RATED PARTITION
- NON RATED SMOKE SEPARATION
- COMMON TRAVEL DISTANCE
- DEAD END
- MAXIMUM TRAVEL DISTANCE
- MAXIMUM TRAVEL DISTANCE WITHIN DWELLING UNIT

**SYMBOLS LEGEND**

- ILLUMINATED EXIT SIGN (ARROW INDICATES DIRECTION)
- ILLUMINATED EXIT SIGN (ARROW INDICATES DIRECTION)
- WALL MOUNTEDILLUMINATED EXIT SIGN (ARROW INDICATES DIRECTION)
- ILLUMINATED EXIT SIGN
- WALL MOUNTED ILLUMINATED NO EXIT SIGN
- WALL MOUNTED ILLUMINATED NO EXIT SIGN (ROOF ACCESS ONLY)
- ILLUMINATED NO EXIT SIGN
- ILLUMINATED NO EXIT SIGN (ROOF ACCESS ONLY)
- FEC FIRE EXTINGUISHER CABINET
- SPRINKLER HEAD (REFER TO FP DRAWINGS)
- STANDPIPE
- SPRINKLER RISER
- SIAMESE CONNECTION
- SMOKE DETECTOR
- SMOKE /CARBON MONOXIDE DETECTOR
- CEILING MOUNTED EMERGENCY LIGHT
- WALL MOUNTED EMERGENCY LIGHT
- 90 DOOR RATING (MINUTES)

**SYMBOLS LEGEND**

- REVERSIBLE DOOR SWING
- W/D STACKED W/D TO BE REPLACED BY ACCESSIBLE COMBINATION UNIT AT REQUEST OF DWELLING UNIT OWNER
- M MECHANICAL UNIT

/LAST ISSUES AS - A-060 - CD PROGRESS ISSUE 4/

FILE NAME:
PLOT DATE: 10/17/2016 3:56:21 PM

KEY PLAN:

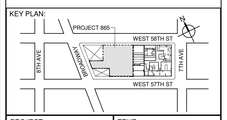


PROJECT NORTH
TRUE NORTH

DEVELOPER:
**EXTELL DEVELOPMENT COMPANY**
805 THIRD AVENUE, 7TH FLOOR
New York, NY 10022 USA
TEL: 212 712 6000 FAX: 212 712 6100

DESIGN ARCHITECT: Base Building Shell & Core
**ADRIAN SMITH + GORDON GILL ARCHITECTURE**
111 WEST MONROE STREET SUITE 2300
CHICAGO IL 60603
TEL: 312 920 1888 FAX: 312 920 1775

ARCHITECT OF RECORD: Base Building Shell & Core
**AAI ARCHITECTS, P.C.**
401 Wellington St. W., 3rd Floor
Toronto, ON M5V 1E7 Canada
TEL: 416 967 1500 FAX: 416 967 7150

STRUCTURAL ENGINEERS:
**WSP CANTOR SEINUK**
228 EAST 45th Street
New York, NY 10017 USA
TEL: 212 687 9888 FAX: 646 487 5501

MEP ENGINEERS:
**AKF GROUP**
1501 Broadway
New York, NY 10036 USA
TEL: 212.354.5656 FAX: 212 354 5668

GEOTECHNICAL ENGINEERS:
**Langan Engineering & Environmental Services**
21 Penn Plaza - 360 West 31st Street, 8th Floor
New York, NY 10001-2727
TEL: 212 479 5400 FAX: 212 479 5444

CODE CONSULTANTS:
**Construction Consulting Associates**
100 Church Street
New York, NY 10007
TEL: 212 385 1818 FAX: 212 385 1911

CURTAINWALL CONSULTANT:
**AJLP Consulting**
40 Worth Street, Suite 826
New York, NY 10013
TEL: 212 757 5659 FAX: 646 219 8508

LANDMARK/PRESERVATION CONSULTANT:
**Higgins Quasebarth & Partners LLC**
11 Hanover Square, 16th Floor
New York, NY 1005
TEL: 212 274 9468 FAX: 646 274 9380

LANDMARK/PRESERVATION CONSULTANT:
**Jan Hird Pokorny Associates, Inc.**
39 West 37th Street, 12A
New York, NY 10018
TEL: 212 759 6462 FAX: 212 759 6540

| No. | DESCRIPTION: | DATE: |
|---|---|---|
| 1 | CD PROGRESS ISSUE 1 | 15 OCT 14 |
| 2 | D.O.B. SUBMISSION | 05 DEC 14 |
| 3 | CD PROGRESS ISSUE 2 | 19 DEC 14 |
| 4 | D.O.B. SUBMISSION | 18 FEB 15 |
| 5 | CD PROGRESS ISSUE 3 | 09 MAR 15 |
| | D.O.B. SUBMISSION | 27 APR 15 |
| 6 | CD PROGRESS ISSUE 4 | 01 JUN 15 |
| | D.O.B. AMENDMENT 2 | 21 SEP 15 |
| 7 | CD PROGRESS ISSUE 6 | 02 NOV 15 |
| 8 | CD PROGRESS ISSUE 7 | 29 JAN 16 |
| 9 | CD ISSUE 8 - GMP SET | 31 MAR 16 |
| 10 | CD BULLETIN ISSUE - 1 | 22 APR 16 |
| 11 | CD BULLETIN ISSUE - 5 | 12 AUG 16 |
| | D.O.B. AMENDMENT 3 | 03 OCT 16 |

0 4' - 0" 8' - 0" 16' - 0"

**D.O.B. SUBMISSION**

Discrepancies must be reported immediately to the Architect before proceeding. Only figured dimensions are to be used. Contractors must check all dimensions on site. This drawing is protected by copyright.

ALL DIMENSIONS ARE SHOWN IN IMPERIAL.

CONSULTANT:
AAI ARCHITECTS, P.C.

PROJECT:
**217 WEST 57TH STREET**
NEW YORK, NY

DRAWING TITLE:
69TH FLOOR PLAN
BUILDING CODE NOTES
(DUPLEX-A-LOWER - TEIR 4)
(MFD-107TH FLOOR)

SEAL & SIGNATURE:

| | |
|---|---|
| DATE: | 15 OCT 14 |
| PROJECT No: | 1216-00 |
| DRAWN: Author | REV: |
| Chk: Checker | 11 |
| SCALE: 1/8" = 1'-0" | |
| DWG No: | A-066.02 |
| DOB PAGE No: | 70 of 454 |

DOB EMPLOYEE STAMP: DOB B-SCAN:

DEPT OF BLDGS 421263825 Job Number
E3586631259B5 Scan Code

**OCCUPANT LOADS SUMMARY 70TH FLOOR PLAN**

| OCCUPANCY | OCCUPANCY GROUP | AREA | OCCUPANCY LOAD FACTOR | OCCUPANT LOAD |
|---|---|---|---|---|
| SUITE A (DUPLEX) | R-2 | 3,974 SF | 200 SF | 20 |
| Grand total | | | | 20 |

**RESTROOM TYPES**

| NAME | TYPE | DETAIL DRAWINGS |
|---|---|---|
| MB-C09 | ADAPTABLE | 1/A-977 |
| MB-C10 | ADAPTABLE | 9/A-977 |
| QB-C04 | ADAPTABLE | 9/A-986 |
| QB-C07 | ADAPTABLE | 12/A-987 |
| SB-A01 | A | 1/A-970 |
| TB-C07 | ADAPTABLE | 1/A-983 |

**EXIT STAIR SUMMARY - BC TABLE 1005.1**

| STAIR DESIGNATION | STAIR WIDTH (IN) | STAIRWAYS (INCHES PER OCCUPANT) | STAIR CAPACITY | STAIR LOAD |
|---|---|---|---|---|
| | | | TOTAL (292) | TOTAL (20) |
| STAIR - A | 44" | 0.3 | 146 | 10 |
| STAIR - B | 44" | 0.3 | 146 | 10 |

**EXIT SELF CLOSING DOOR SUMMARY - BC TABLE 1005.1**

| DOOR DESIGNATION | DOOR CLEAR WIDTH (IN) | DOORWAY (INCHES PER OCCUPANT) | DOOR CAPACITY | DOOR LOAD |
|---|---|---|---|---|
| | | | TOTAL (340) | TOTAL (20) |
| STAIR - A - DOOR | 34" | 0.2 | 170 | 10 |
| STAIR - B - DOOR | 34" | 0.2 | 170 | 10 |

**EXIT STAIR TREADS AND RISERS - BC TABLE 1009**

| STAIR DESIGNATION | TREAD (IN) | RISER (IN) | NO. RISERS (FLOOR TO FLOOR) | MAX. FLIGHT VERTICAL RISE |
|---|---|---|---|---|
| STAIR - A | 9.5" | 7.38" | 26 | 51.69" |
| STAIR - B | 9.5" | 7.38" | 26 | 51.69" |

**LENGTH OF TRAVEL DISTANCE (WITH SPRINKLER SYSTEM)**

| OCCUPANCY GROUP | MAX. TRAVEL DISTANCE (BC TABLE 1015.1) | COMMON PATH OF EGRESS TRAVEL (BC 1013.3) | DEAD END (BC 1016.3) |
|---|---|---|---|
| R-2 | 200' | 125' | 40' |

**SUITE EXIT DOOR SUMMARY**

| DOOR DESIGNATION | DOOR WIDTH (IN) |
|---|---|
| SUITE A DOOR 1 | 36" |

**MULTI DWELLING LAW**

| |
|---|
| SECTION 103.1 (b) EGRESS FROM APARTMENT MAXIMUM TRAVEL DISTANCE TO MEANS OF EGRESS FROM ANY ROOM WITHIN APARTMENT |
| 50' |

**LIGHT & AIR CALCULATION 70TH FLOOR**

| | | LIGHT REQUIREMENT <BC-1205> | | | | AIR REQUIREMENT <BC-1203> | | | |
|---|---|---|---|---|---|---|---|---|---|
| | | | PROVIDED Natural Light | | | | PROVIDED Natural Ventilating Openings | | |
| Room Name | Floor Area | REQ'D % of Light | # of Curtain Wall Panels (5' typ.)** | Area of Vision Glass | % of Natural Light | REQ'D % of Air | # of Operable Windows* | Area of Ventilating Openings | % of Natural Air |
| DUPLEX UPPER | | | | | | | | | |
| BEDROOM 2 | 228 SF | 10% | 3.0 | 85.50 SF | 37.49% | 5% | 1 | 13.64 SF | 5.98% |
| BEDROOM 3 | 168 SF | 10% | 2.0 | 57.00 SF | 33.95% | 5% | 1 | 13.64 SF | 8.12% |
| BEDROOM 4 | 210 SF | 10% | 4.0 | 114.00 SF | 54.30% | 5% | 1 | 13.64 SF | 6.50% |
| BEDROOM 5 | 219 SF | 10% | 3.0 | 85.50 SF | 39.12% | 5% | 1 | 13.64 SF | 6.24% |
| MASTER BEDROOM | 378 SF | 10% | 4.0 | 114.00 SF | 30.17% | 5% | 2 | 27.28 SF | 7.22% |
| SITTING ROOM | 239 SF | 10% | 4.0 | 114.00 SF | 47.79% | 5% | 1 | 13.64 SF | 5.72% |

*AREA OF VENTILATING OPENING / UNIT: 13.64 SF

**AREA OF NATURAL LIGHT SOURCES: 28.50 SF
(BASED ON THE MINIMUM AREA PROVIDED FROM 5'-0" MODULE W/ SPLIT MULLION)

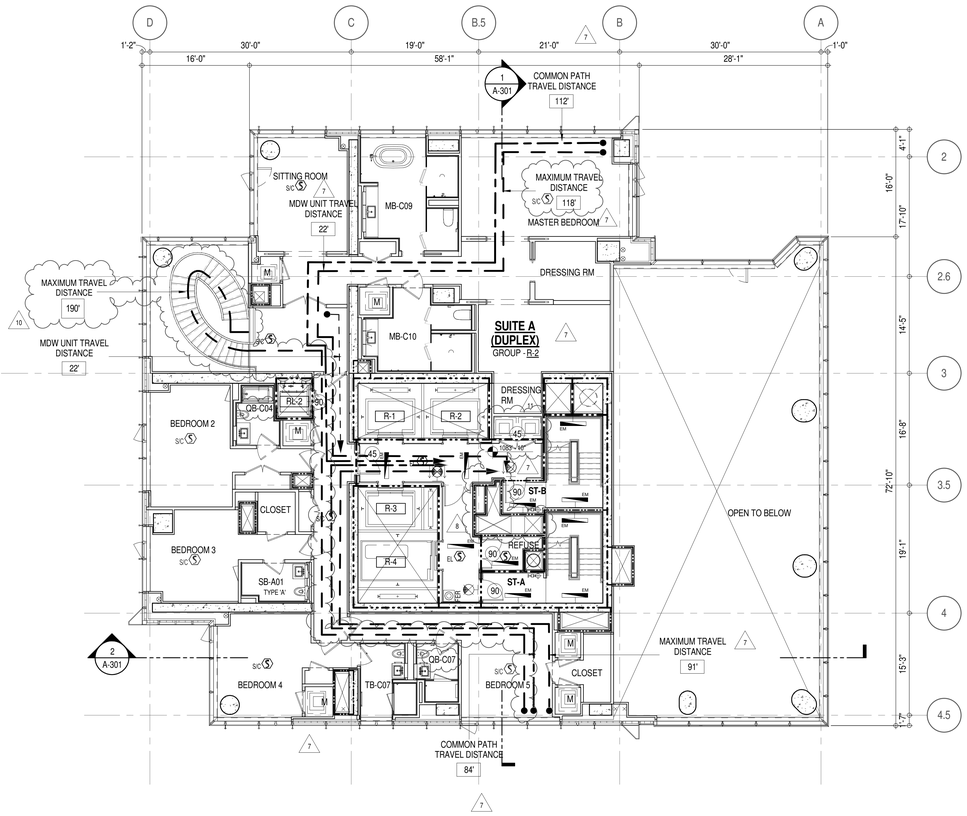


**EGRESS AND FIRE RATING LEGEND**

- ONE HOUR RATED PARTITION
- TWO HOUR RATED PARTITION
- THREE HOUR RATED PARTITION
- FOUR HOUR RATED PARTITION
- NON RATED SMOKE SEPARATION
- COMMON TRAVEL DISTANCE
- DEAD END
- MAXIMUM TRAVEL DISTANCE
- MAXIMUM TRAVEL DISTANCE WITHIN DWELLING UNIT

**SYMBOLS LEGEND**

- ILLUMINATED EXIT SIGN (ARROW INDICATES DIRECTION)
- ILLUMINATED EXIT SIGN (ARROW INDICATES DIRECTION)
- WALL MOUNTEDILLUMINATED EXIT SIGN (ARROW INDICATES DIRECTION)
- ILLUMINATED EXIT SIGN
- WALL MOUNTED ILLUMINATED NO EXIT SIGN
- WALL MOUNTED ILLUMINATED NO EXIT SIGN (ROOF ACCESS ONLY)
- ILLUMINATED NO EXIT SIGN
- ILLUMINATED NO EXIT SIGN (ROOF ACCESS ONLY)
- FEC FIRE EXTINGUISHER CABINET
- SPRINKLER HEAD (REFER TO FP DRAWINGS)
- STANDPIPE
- SPRINKLER RISER
- SIAMESE CONNECTION
- SMOKE DETECTOR
- SC SMOKE /CARBON MONOXIDE DETECTOR
- EM CEILING MOUNTED EMERGENCY LIGHT
- EM WALL MOUNTED EMERGENCY LIGHT
- 90 DOOR RATING (MINUTES)

**SYMBOLS LEGEND**

- REVERSIBLE DOOR SWING
- W/D STACKED W/D TO BE REPLACED BY ACCESSIBLE COMBINATION UNIT AT REQUEST OF DWELLING UNIT OWNER
- M MECHANICAL UNIT

KEY PLAN:

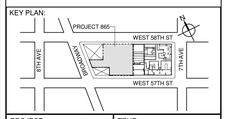


PROJECT NORTH

TRUE NORTH

DEVELOPER:
**EXTELL DEVELOPMENT COMPANY**
805 THIRD AVENUE, 7TH FLOOR
New York, NY 10022 USA
TEL: 212 712 6000 FAX: 212 712 6100

DESIGN ARCHITECT: Base Building Shell & Core
**ADRIAN SMITH + GORDON GILL ARCHITECTURE**
111 WEST MONROE STREET SUITE 2300
CHICAGO IL 60603
TEL: 312 920 1888 FAX: 312 920 1775

ARCHITECT OF RECORD: Base Building Shell & Core
**AAI ARCHITECTS, P.C.**
401 Wellington St. W., 3rd Floor
Toronto, ON M5V 1E7 Canada
TEL: 416 967 1500 FAX: 416 967 7150

STRUCTURAL ENGINEERS:
**WSP CANTOR SEINUK**
228 EAST 45th Street
New York, NY 10017 USA
TEL: 212 687 9888 FAX: 646 487 5501

MEP ENGINEERS:
**AKF GROUP**
1501 Broadway
New York, NY 10036 USA
TEL: 212 354 5656 FAX: 212 354 5668

GEOTECHNICAL ENGINEERS:
**Langan Engineering & Environmental Services**
21 Penn Plaza - 360 West 31st Street, 8th Floor
New York, NY 10001-2727
TEL: 212 479 5400 FAX: 212 479 5444

CODE CONSULTANTS:
**Construction Consulting Associates**
100 Church Street
New York, NY 10007
TEL: 212 385 1818 FAX: 212 385 1911

CURTAINWALL CONSULTANT:
**AJLP Consulting**
40 Worth Street. Suite 826
New York, NY 10013
TEL: 212 757 5659 FAX: 646 219 8508

LANDMARK/PRESERVATION CONSULTANT:
**Higgins Quasebarth & Partners LLC**
11 Hanover Square, 16th Floor
New York, NY 1005
TEL: 212 274 9468 FAX: 646 274 9380

LANDMARK/PRESERVATION CONSULTANT:
**Jan Hird Pokorny Associates, Inc.**
39 West 37th Street, 12A
New York, NY 10018
TEL: 212 759 6462 FAX: 212 759 6540

| No. | DESCRIPTION: | DATE: |
|---|---|---|
| 1 | CD PROGRESS ISSUE 1 | 15 OCT 14 |
| 2 | D.O.B. SUBMISSION | 05 DEC 14 |
| 3 | CD PROGRESS ISSUE 2 | 19 DEC 14 |
| 4 | D.O.B. SUBMISSION | 18 FEB 15 |
| 5 | CD PROGRESS ISSUE 3 | 09 MAR 15 |
| | D.O.B. SUBMISSION | 27 APR 15 |
| 6 | CD PROGRESS ISSUE 4 | 01 JUN 15 |
| | D.O.B. AMENDMENT 2 | 21 SEP 15 |
| 7 | CD PROGRESS ISSUE 6 | 02 NOV 15 |
| 8 | CD PROGRESS ISSUE 7 | 29 JAN 16 |
| 9 | CD ISSUE 8 - GMP SET | 31 MAR 16 |
| 10 | CD BULLETIN ISSUE - 1 | 22 APR 16 |
| 11 | CD BULLETIN ISSUE - 7 | 14 SEP 16 |
| | D.O.B. AMENDMENT 3 | 03 OCT 16 |

0 4'-0" 8'-0" 16'-0"

**D.O.B. SUBMISSION**

Discrepancies must be reported immediately to the Architect before proceeding. Only figured dimensions are to be used. Contractors must check all dimensions on site. This drawing is protected by copyright.

ALL DIMENSIONS ARE SHOWN IN IMPERIAL.

CONSULTANT:
AAI ARCHITECTS, P.C.

PROJECT:
**217 WEST 57TH STREET**
NEW YORK, NY

DRAWING TITLE:
70TH FLOOR PLAN
BUILDING CODE NOTES
(DUPLEX-A-UPPER - TEIR 4)
(MFD-108TH FLOOR)

SEAL & SIGNATURE:

REGISTERED ARCHITECT WAYNE DAVID JAMES 022885 STATE OF NEW YORK

| | |
|---|---|
| DATE: | 15 OCT 14 |
| PROJECT No: | 1216-00 |
| DRAWN: Author | REV: 11 |
| CHK: Checker | |
| SCALE: 1/8" = 1'-0" | |
| DWG No: | A-067.02 |
| DOB PAGE No: | 71 of 454 |

DOB EMPLOYEE STAMP:

DOB B-SCAN:

/LAST ISSUES AS - A-061 - CD PROGRESS ISSUE 4/

36" x 48" Arch E, SHEET SIZE

FILE NAME:
PLOT DATE: 10/17/2016 3:56:55 PM

DEPT OF BLDGS 421263505 Job Number
E3507650805 Scan Code

**OCCUPANT LOADS SUMMARY 71ST FLOOR PLAN**

| OCCUPANCY | OCCUPANCY GROUP | AREA | OCCUPANCY LOAD FACTOR | OCCUPANT LOAD |
|---|---|---|---|---|
| SUITE A | R-2 | 6,412 SF | 200 SF | 33 |
| Grand total | | | | 33 |

**RESTROOM TYPES**

| NAME | TYPE | DETAIL DRAWINGS |
|---|---|---|
| MB-C11 | ADAPTABLE | 1/A-978 |
| PR-C01 | ADAPTABLE | 1/A-988 |
| QB-C03 | ADAPTABLE | 1/A-986 |
| SB-A03 | A | 12/A-970 |
| TB-C06 | ADAPTABLE | 12/A-982 |
| TB-C09 | ADAPTABLE | 11/A-983 |

**KITCHENS**

| NAME | DETAIL DRAWINGS |
|---|---|
| KIT-A / FAMILY | 1/A-957 |

**EXIT STAIR SUMMARY - BC TABLE 1005.1**

| STAIR DESIGNATION | STAIR WIDTH (IN) | STAIRWAYS (INCHES PER OCCUPANT) | STAIR CAPACITY | STAIR LOAD |
|---|---|---|---|---|
| | | | TOTAL (292) | TOTAL (33) |
| STAIR - A | 44" | 0.3 | 146 | 16 |
| STAIR - B | 44" | 0.3 | 146 | 17 |

**EXIT SELF CLOSING DOOR SUMMARY - BC TABLE 1005.1**

| DOOR DESIGNATION | DOOR CLEAR WIDTH (IN) | DOORWAY (INCHES PER OCCUPANT) | DOOR CAPACITY | DOOR LOAD |
|---|---|---|---|---|
| | | | TOTAL (340) | TOTAL (33) |
| STAIR - A - DOOR | 34" | 0.2 | 170 | 16 |
| STAIR - B - DOOR | 34" | 0.2 | 170 | 17 |

**EXIT STAIR TREADS AND RISERS - BC TABLE 1009**

| STAIR DESIGNATION | TREAD (IN) | RISER (IN) | NO. RISERS (FLOOR TO FLOOR) | MAX. FLIGHT VERTICAL RISE |
|---|---|---|---|---|
| STAIR - A | 9.5" | 7.38" | 26 | 51.69" |
| STAIR - B | 9.5" | 7.38" | 26 | 51.69" |

**LENGTH OF TRAVEL DISTANCE (WITH SPRINKLER SYSTEM)**

| OCCUPANCY GROUP | MAX. TRAVEL DISTANCE (BC TABLE 1015.1) | COMMON PATH OF EGRESS TRAVEL (BC 1013.3) | DEAD END (BC 1016.3) |
|---|---|---|---|
| R-2 | 200' | 125' | 40' |

**SUITE EXIT DOOR SUMMARY**

| DOOR DESIGNATION | DOOR WIDTH (IN) |
|---|---|
| SUITE A DOOR 1 | 64" |
| SUITE A DOOR 2 | 36" |
| SUITE A DOOR 3 | 36" |

**MULTI DWELLING LAW**

SECTION 103.1 (b) EGRESS FROM APARTMENT
MAXIMUM TRAVEL DISTANCE TO MEANS OF EGRESS FROM ANY ROOM WITHIN APARTMENT

50'

**LIGHT & AIR CALCULATION 71ST FLOOR**

| | | LIGHT REQUIREMENT <BC-1205> | | | | AIR REQUIREMENT <BC-1203> | | | | |
|---|---|---|---|---|---|---|---|---|---|---|
| | | | PROVIDED Natural Light | | | | PROVIDED Natural Ventilating Openings | | | |
| Room Name | Floor Area | REQ'D % of Light | # of Curtain Wall Panels (5' typ.)** | Area of Vision Glass | % of Natural Light | REQ'D % of Air | Door Opening Area | # of Operable Windows* | Area of Ventilating Openings | % of Natural Air |
| SUITE A | | | | | | | | | | |
| BEDROOM 2 | 214 SF | 10% | 3.0 | 85.50 SF | 39.93% | 5% | 0.00 SF | 1 | 13.64 SF | 6.37% |
| BEDROOM 3 | 178 SF | 10% | 2.0 | 57.00 SF | 32.10% | 5% | 0.00 SF | 1 | 13.64 SF | 7.68% |
| BEDROOM 4 | 181 SF | 10% | 2.0 | 57.00 SF | 31.42% | 5% | 0.00 SF | 1 | 13.64 SF | 7.52% |
| KIT-A / FAMILY | 450 SF | 10% | 3.0 | 85.50 SF | 18.98% | 5% | 20.00 SF | 1 | 33.64 SF | 7.47% |
| LIBRARY | 224 SF | 10% | 3.0 | 85.50 SF | 38.25% | 5% | 0.00 SF | 1 | 13.64 SF | 6.10% |
| LIVING / DINING | 1,528 SF | 10% | 14.0 | 399.00 SF | 26.12% | 5% | 20.00 SF | 5 | 88.20 SF | 5.77% |
| MASTER BEDROOM | 280 SF | 10% | 5.0 | 142.50 SF | 50.87% | 5% | 0.00 SF | 2 | 27.28 SF | 9.74% |
| SITTING ROOM | 290 SF | 10% | 4.5 | 128.25 SF | 44.20% | 5% | 0.00 SF | 2 | 16.44 SF | 5.67% |
| STAFF ROOM | 89 SF | 10% | 2.0 | 57.00 SF | 64.11% | 5% | 0.00 SF | 1 | 13.64 SF | 15.34% |

*AREA OF VENTILATING OPENING / UNIT: 8.22 SF 13.64 SF

**AREA OF NATURAL LIGHT SOURCES: 28.50 SF
(BASED ON THE MINIMUM AREA PROVIDED FROM 5'-0" MODULE W/ SPLIT MULLION)

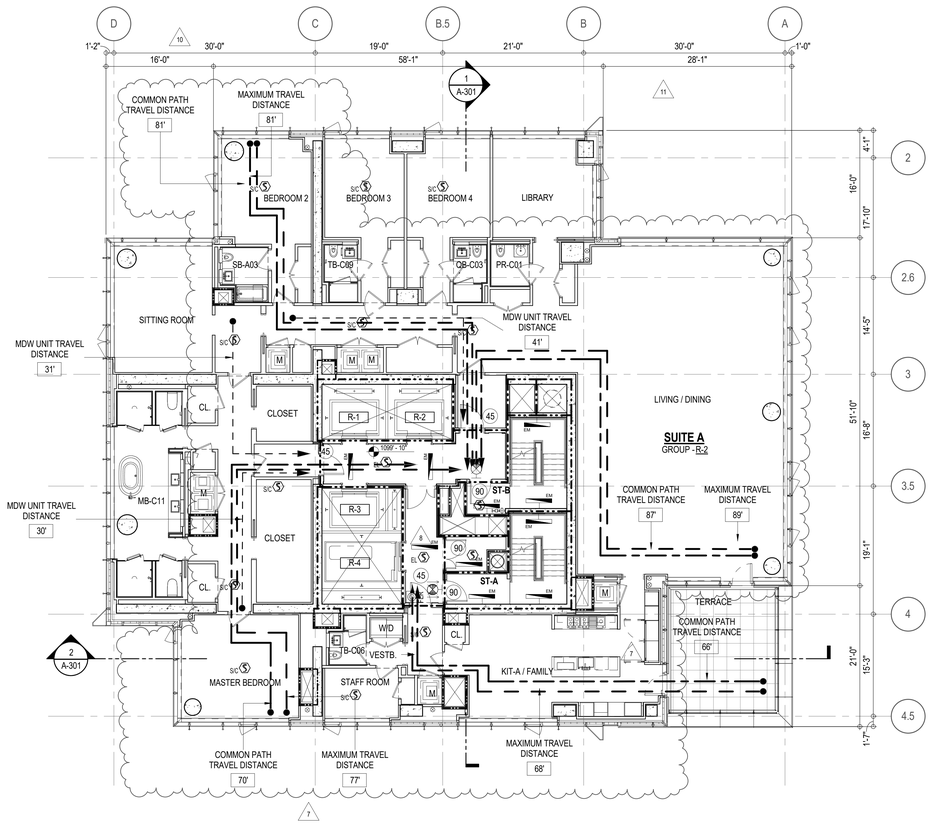


**EGRESS AND FIRE RATING LEGEND**

- ONE HOUR RATED PARTITION
- TWO HOUR RATED PARTITION
- THREE HOUR RATED PARTITION
- FOUR HOUR RATED PARTITION
- NON RATED SMOKE SEPARATION
- COMMON TRAVEL DISTANCE
- DEAD END
- MAXIMUM TRAVEL DISTANCE
- MAXIMUM TRAVEL DISTANCE WITHIN DWELLING UNIT

**SYMBOLS LEGEND**

- ILLUMINATED EXIT SIGN (ARROW INDICATES DIRECTION)
- ILLUMINATED EXIT SIGN (ARROW INDICATES DIRECTION)
- WALL MOUNTEDILLUMINATED EXIT SIGN (ARROW INDICATES DIRECTION)
- ILLUMINATED EXIT SIGN
- WALL MOUNTED ILLUMINATED NO EXIT SIGN
- WALL MOUNTED ILLUMINATED NO EXIT SIGN (ROOF ACCESS ONLY)
- ILLUMINATED NO EXIT SIGN
- ILLUMINATED NO EXIT SIGN (ROOF ACCESS ONLY)
- FEC FIRE EXTINGUISHER CABINET
- SPRINKLER HEAD (REFER TO FP DRAWINGS)
- STANDPIPE
- SPRINKLER RISER
- SIAMESE CONNECTION
- SMOKE DETECTOR
- SMOKE /CARBON MONOXIDE DETECTOR
- CEILING MOUNTED EMERGENCY LIGHT
- WALL MOUNTED EMERGENCY LIGHT
- 90 DOOR RATING (MINUTES)

**SYMBOLS LEGEND**

- REVERSIBLE DOOR SWING
- W/D STACKED W/D TO BE REPLACED BY ACCESSIBLE COMBINATION UNIT AT REQUEST OF DWELLING UNIT OWNER
- M MECHANICAL UNIT

KEY PLAN:

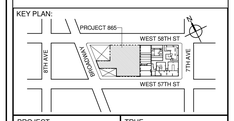


PROJECT NORTH
TRUE NORTH

DEVELOPER:
**EXTELL DEVELOPMENT COMPANY**
805 THIRD AVENUE, 7TH FLOOR
New York, NY 10022 USA
TEL: 212 712 6000 FAX: 212 712 6100

DESIGN ARCHITECT: Base Building Shell & Core
**ADRIAN SMITH + GORDON GILL ARCHITECTURE**
111 WEST MONROE STREET SUITE 2300
CHICAGO IL 60603
TEL: 312 920 1888 FAX: 312 920 1775

ARCHITECT OF RECORD: Base Building Shell & Core
**AAI ARCHITECTS, P.C.**
401 Wellington St. W., 3rd Floor
Toronto, ON M5V 1E7 Canada
TEL: 416 967 1500 FAX: 416 967 7150

STRUCTURAL ENGINEERS:
**WSP CANTOR SEINUK**
228 EAST 45th Street
New York, NY 10017 USA
TEL: 212 687 9888 FAX: 646 487 5501

MEP ENGINEERS:
**AKF GROUP**
1501 Broadway
New York, NY 10036 USA
TEL: 212 354 5656 FAX: 212 354 5668

GEOTECHNICAL ENGINEERS:
**Langan Engineering & Environmental Services**
21 Penn Plaza - 360 West 31st Street, 8th Floor
New York, NY 10001-2727
TEL: 212 479 5400 FAX: 212 479 5444

CODE CONSULTANTS:
**Construction Consulting Associates**
100 Church Street
New York, NY 10007
TEL: 212 385 1818 FAX: 212 385 1911

CURTAINWALL CONSULTANT:
**AJLP Consulting**
40 Worth Street. Suite 826
New York, NY 10013
TEL: 212 757 5659 FAX: 646 219 8508

LANDMARK/PRESERVATION CONSULTANT:
**Higgins Quasebarth & Partners LLC**
11 Hanover Square, 16th Floor
New York, NY 1005
TEL: 212 274 9468 FAX: 646 274 9380

LANDMARK/PRESERVATION CONSULTANT:
**Jan Hird Pokorny Associates, Inc.**
39 West 37th Street, 12A
New York, NY 10018
TEL: 212 759 6462 FAX: 212 759 6540

| No. | DESCRIPTION: | DATE: |
|---|---|---|
| 1 | CD PROGRESS ISSUE 1 | 15 OCT 14 |
| 2 | D.O.B. SUBMISSION | 05 DEC 14 |
| 3 | CD PROGRESS ISSUE 2 | 19 DEC 14 |
| 4 | D.O.B. SUBMISSION | 18 FEB 15 |
| 5 | CD PROGRESS ISSUE 3 | 09 MAR 15 |
| | D.O.B. SUBMISSION | 27 APR 15 |
| 6 | CD PROGRESS ISSUE 4 | 01 JUN 15 |
| | D.O.B. AMENDMENT 2 | 21 SEP 15 |
| 7 | CD PROGRESS ISSUE 6 | 02 NOV 15 |
| 8 | CD PROGRESS ISSUE 7 | 29 JAN 16 |
| 9 | CD ISSUE 8 - GMP SET | 31 MAR 16 |
| 10 | CD BULLETIN ISSUE - 5 | 12 AUG 16 |
| 11 | CD BULLETIN ISSUE - 7 | 14 SEP 16 |
| | D.O.B. AMENDMENT 3 | 03 OCT 16 |

0 4' - 0" 8' - 0" 16' - 0"

**D.O.B. SUBMISSION**

Discrepancies must be reported immediately to the Architect before proceeding. Only figured dimensions are to be used. Contractors must check all dimensions on site. This drawing is protected by copyright.

ALL DIMENSIONS ARE SHOWN IN IMPERIAL.

CONSULTANT:
AAI ARCHITECTS, P.C.

PROJECT:
**217 WEST 57TH STREET**
NEW YORK, NY

DRAWING TITLE:
71ST FLOOR PLAN
BUILDING CODE NOTES
(RESIDENTIAL-TIER 4) (MFD-109TH FLOOR)

SEAL & SIGNATURE:
REGISTERED ARCHITECT WILLIAE DAVID JANOSKY NO. 028881 STATE OF NEW JERSEY

| | |
|---|---|
| DATE: | 15 OCT 14 |
| PROJECT No: | 1216-00 |
| DRAWN: Author | REV: |
| Chk'd: Checker | 11 |
| SCALE: 1/8" = 1'-0" | |
| DWG No: | A-068.02 |
| DOB PAGE No: | 72 of 454 |

DOB EMPLOYEE STAMP:
DOB B-SCAN:

(LAST ISSUES AS - A-062 - CD PROGRESS ISSUE 4)

36" x 48" Arch E - SHEET SIZE
FILE NAME:
PLOT DATE: 10/17/2016 5:56:50 PM

DEPT OF BLDGS 421263505 Job Number
E500950314 Scan Code

| OCCUPANT LOADS SUMMARY 72ND FLOOR PLAN | | | | |
|---|---|---|---|---|
| OCCUPANCY | OCCUPANCY GROUP | AREA | OCCUPANCY LOAD FACTOR | OCCUPANT LOAD |
| SUITE A | R-2 | 6,447 SF | 200 SF | 33 |
| Grand total | | | | 33 |

| RESTROOM TYPES | | |
|---|---|---|
| NAME | TYPE | DETAIL DRAWINGS |
| MB-C11 | ADAPTABLE | 1/A-978 |
| PR-C01 | ADAPTABLE | 1/A-988 |
| QB-C03 | ADAPTABLE | 1/A-986 |
| SB-A03 | A | 12/A-970 |
| TB-C06 | ADAPTABLE | 12/A-982 |
| TB-C09 | ADAPTABLE | 11/A-983 |

| KITCHENS | |
|---|---|
| NAME | DETAIL DRAWINGS |
| KIT-A / FAMILY | 1/A-957 |

| EXIT STAIR SUMMARY - BC TABLE 1005.1 | | | | |
|---|---|---|---|---|
| STAIR DESIGNATION | STAIR WIDTH (IN) | STAIRWAYS (INCHES PER OCCUPANT) | STAIR CAPACITY | STAIR LOAD |
| | | | TOTAL (292) | TOTAL (33) |
| STAIR - A | 44" | 0.3 | 146 | 16 |
| STAIR - B | 44" | 0.3 | 146 | 17 |

| EXIT SELF CLOSING DOOR SUMMARY - BC TABLE 1005.1 | | | | |
|---|---|---|---|---|
| DOOR DESIGNATION | DOOR CLEAR WIDTH (IN) | DOORWAY (INCHES PER OCCUPANT) | DOOR CAPACITY | DOOR LOAD |
| | | | TOTAL (340) | TOTAL (33) |
| STAIR - A - DOOR | 34" | 0.2 | 170 | 16 |
| STAIR - B - DOOR | 34" | 0.2 | 170 | 17 |

| EXIT STAIR TREADS AND RISERS - BC TABLE 1009 | | | | |
|---|---|---|---|---|
| STAIR DESIGNATION | TREAD (IN) | RISER (IN) | NO. RISERS (FLOOR TO FLOOR) | MAX. FLIGHT VERTICAL RISE |
| STAIR - A | 9.5" | 7.69" | 20 | 61.62" |
| STAIR - B | 9.5" | 7.69" | 20 | 61.62" |

| LENGTH OF TRAVEL DISTANCE (WITH SPRINKLER SYSTEM) | | | |
|---|---|---|---|
| OCCUPANCY GROUP | MAX. TRAVEL DISTANCE (BC TABLE 1015.1) | COMMON PATH OF EGRESS TRAVEL (BC 1013.3) | DEAD END (BC 1016.3) |
| R-2 | 200' | 125' | 40' |

| SUITE EXIT DOOR SUMMARY | |
|---|---|
| DOOR DESIGNATION | DOOR WIDTH (IN) |
| SUITE A DOOR 1 | 64* |
| SUITE A DOOR 2 | 36" |
| SUITE A DOOR 3 | 36" |

| MULTI DWELLING LAW |
|---|
| SECTION 103.1 (b) EGRESS FROM APARTMENT MAXIMUM TRAVEL DISTANCE TO MEANS OF EGRESS FROM ANY ROOM WITHIN APARTMENT |
| 50' |

**LIGHT & AIR CALCULATION 72ND FLOOR**

| | | LIGHT REQUIREMENT <BC-1205> | | | | AIR REQUIREMENT <BC-1203> | | | |
|---|---|---|---|---|---|---|---|---|---|
| | | | PROVIDED Natural Light | | | | PROVIDED Natural Ventilating Openings | | |
| Room Name | Floor Area | REQ'D % of Light | # of Curtain Wall Panels (5' typ.)** | Area of Vision Glass | % of Natural Light | REQ'D % of Air | # of Operable Windows* | Area of Ventilating Openings | % of Natural Air |
| SUITE A | | | | | | | | | |
| BEDROOM 2 | 213 SF | 10% | 4.0 | 114.00 SF | 53.48% | 5% | 1 | 13.64 SF | 6.40% |
| BEDROOM 3 | 177 SF | 10% | 2.0 | 57.00 SF | 32.26% | 5% | 1 | 13.64 SF | 7.72% |
| BEDROOM 4 | 182 SF | 10% | 2.0 | 57.00 SF | 31.36% | 5% | 1 | 13.64 SF | 7.50% |
| KIT-A / FAMILY | 447 SF | 10% | 4.0 | 114.00 SF | 25.50% | 5% | 2 | 27.28 SF | 6.10% |
| LIBRARY | 223 SF | 10% | 2.0 | 57.00 SF | 25.54% | 5% | 1 | 13.64 SF | 6.11% |
| LIVING / DINING | 1,528 SF | 10% | 14.5 | 413.25 SF | 27.05% | 5% | 6 | 81.84 SF | 5.36% |
| MASTER BEDROOM | 280 SF | 10% | 5.0 | 142.50 SF | 50.89% | 5% | 2 | 27.28 SF | 9.74% |
| SITTING ROOM | 290 SF | 10% | 5.5 | 156.75 SF | 54.03% | 5% | 2 | 16.44 SF | 5.67% |
| STAFF ROOM | 89 SF | 10% | 2.0 | 57.00 SF | 64.12% | 5% | 1 | 13.64 SF | 15.34% |

*AREA OF VENTILATING OPENING / UNIT: 8.22 SF 13.64 SF

**AREA OF NATURAL LIGHT SOURCES: 28.50 SF
(BASED ON THE MINIMUM AREA PROVIDED FROM 5'-0" MODULE W/ SPLIT MULLION)

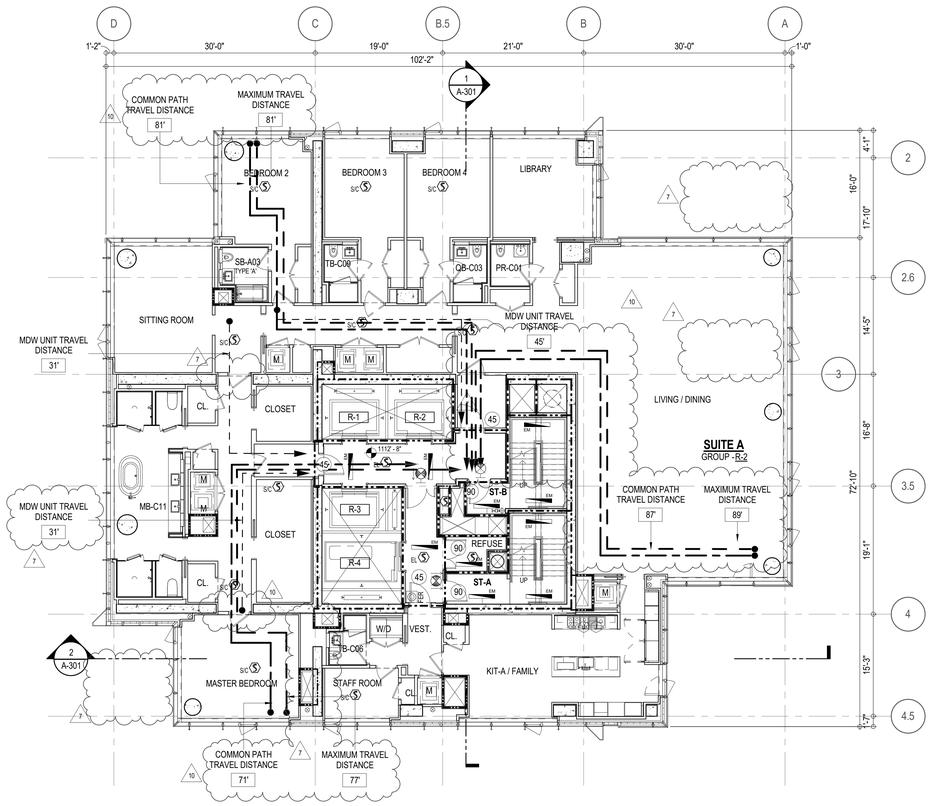


**EGRESS AND FIRE RATING LEGEND**

- ONE HOUR RATED PARTITION
- TWO HOUR RATED PARTITION
- THREE HOUR RATED PARTITION
- FOUR HOUR RATED PARTITION
- NON RATED SMOKE SEPARATION
- COMMON TRAVEL DISTANCE
- DEAD END
- MAXIMUM TRAVEL DISTANCE
- MAXIMUM TRAVEL DISTANCE WITHIN DWELLING UNIT

**SYMBOLS LEGEND**

- ILLUMINATED EXIT SIGN (ARROW INDICATES DIRECTION)
- ILLUMINATED EXIT SIGN (ARROW INDICATES DIRECTION)
- WALL MOUNTEDILLUMINATED EXIT SIGN (ARROW INDICATES DIRECTION)
- ILLUMINATED EXIT SIGN
- WALL MOUNTED ILLUMINATED NO EXIT SIGN
- WALL MOUNTED ILLUMINATED NO EXIT SIGN (ROOF ACCESS ONLY)
- ILLUMINATED NO EXIT SIGN
- ILLUMINATED NO EXIT SIGN (ROOF ACCESS ONLY)
- FEC FIRE EXTINGUISHER CABINET
- SPRINKLER HEAD (REFER TO FP DRAWINGS)
- STANDPIPE
- SPRINKLER RISER
- SIAMESE CONNECTION
- SMOKE DETECTOR
- SMOKE /CARBON MONOXIDE DETECTOR
- CEILING MOUNTED EMERGENCY LIGHT
- WALL MOUNTED EMERGENCY LIGHT
- 90 DOOR RATING (MINUTES)

**SYMBOLS LEGEND**

- REVERSIBLE DOOR SWING
- W/D STACKED W/D TO BE REPLACED BY ACCESSIBLE COMBINATION UNIT AT REQUEST OF DWELLING UNIT OWNER
- M MECHANICAL UNIT

KEY PLAN:

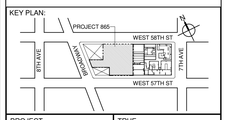


PROJECT NORTH

TRUE NORTH

DEVELOPER:
**EXTELL DEVELOPMENT COMPANY**
805 THIRD AVENUE, 7TH FLOOR
New York, NY 10022 USA
TEL: 212 712 6000 FAX: 212 712 6100

DESIGN ARCHITECT: Base Building Shell & Core
**ADRIAN SMITH + GORDON GILL ARCHITECTURE**
111 WEST MONROE STREET SUITE 2300
CHICAGO IL 60603
TEL: 312 920 1888 FAX: 312 920 1775

ARCHITECT OF RECORD: Base Building Shell & Core
**AAI ARCHITECTS, P.C.**
401 Wellington St. W., 3rd Floor
Toronto, ON M5V 1E7 Canada
TEL: 416 967 1500 FAX: 416 967 7150

STRUCTURAL ENGINEERS:
**WSP CANTOR SEINUK**
228 EAST 45th Street
New York, NY 10017 USA
TEL: 212 687 9888 FAX: 646 487 5501

MEP ENGINEERS:
**AKF GROUP**
1501 Broadway
New York, NY 10036 USA
TEL: 212 354 5656 FAX: 212 354 5668

GEOTECHNICAL ENGINEERS:
**Langan Engineering & Environmental Services**
21 Penn Plaza - 360 West 31st Street, 8th Floor
New York, NY 10001-2727
TEL: 212 479 5400 FAX: 212 479 5444

CODE CONSULTANTS:
**Construction Consulting Associates**
100 Church Street
New York, NY 10007
TEL: 212 385 1818 FAX: 212 385 1911

CURTAINWALL CONSULTANT:
**AJLP Consulting**
40 Worth Street. Suite 826
New York, NY 10013
TEL: 212 757 5659 FAX: 646 219 8508

LANDMARK/PRESERVATION CONSULTANT:
**Higgins Quasebarth & Partners LLC**
11 Hanover Square, 16th Floor
New York, NY 1005
TEL: 212 274 9468 FAX: 646 274 9380

LANDMARK/PRESERVATION CONSULTANT:
**Jan Hird Pokorny Associates, Inc.**
39 West 37th Street, 12A
New York, NY 10018
TEL: 212 759 6462 FAX: 212 759 6540

| No. | DESCRIPTION: | DATE: |
|---|---|---|
| 1 | CD PROGRESS ISSUE 1 | 15 OCT 14 |
| 2 | D.O.B. SUBMISSION | 05 DEC 14 |
| 3 | CD PROGRESS ISSUE 2 | 19 DEC 14 |
| 4 | D.O.B. SUBMISSION | 18 FEB 15 |
| 5 | CD PROGRESS ISSUE 3 | 09 MAR 15 |
| | D.O.B. SUBMISSION | 27 APR 15 |
| 6 | CD PROGRESS ISSUE 4 | 01 JUN 15 |
| | D.O.B. AMENDMENT 2 | 21 SEP 15 |
| 7 | CD PROGRESS ISSUE 6 | 02 NOV 15 |
| 8 | CD PROGRESS ISSUE 7 | 29 JAN 16 |
| 9 | CD ISSUE 8 - GMP SET | 31 MAR 16 |
| 10 | CD BULLETIN ISSUE - 7 | 14 SEP 16 |
| | D.O.B. AMENDMENT 3 | 03 OCT 16 |

0 4' - 0" 8' - 0" 16' - 0"

**D.O.B. SUBMISSION**

Discrepancies must be reported immediately to the Architect before proceeding. Only figured dimensions are to be used. Contractors must check all dimensions on site. This drawing is protected by copyright.

ALL DIMENSIONS ARE SHOWN IN IMPERIAL.

CONSULTANT:

AAI ARCHITECTS, P.C.

PROJECT:

**217 WEST 57TH STREET**
NEW YORK, NY

DRAWING TITLE:

72ND -88TH FLOOR PLAN
BUILDING CODE NOTES
(RESIDENTIAL-TIER 4)
(MFD-110TH-126TH FLOOR)

SEAL & SIGNATURE:

REGISTERED ARCHITECT MICHAEL DAVID JANOSKY No. 028881 STATE OF NEW YORK

| | |
|---|---|
| DATE: | 15 OCT 14 |
| PROJECT No: | 1216-00 |
| DRAWN: Author | REV: |
| Chk'd: Checker | 10 |
| SCALE: 1/8" = 1'-0" | |
| DWG No: | A-069.02 |
| DOB PAGE No: | 73 of 454 |

DOB EMPLOYEE STAMP:

DOB B-SCAN:

(LAST ISSUES AS - A-063 - CD PROGRESS ISSUE 4)

36" x 48" Arch E - SHEET SIZE
FILE NAME:
PLOT DATE: 10/17/2016 5:57:05 PM

DEPT OF BLDGS 421208305 Job Number
E589760620 Scan Code

| OCCUPANT LOADS SUMMARY 89TH FLOOR PLAN | | | | |
|---|---|---|---|---|
| OCCUPANCY | OCCUPANCY GROUP | AREA | OCCUPANCY LOAD FACTOR | OCCUPANT LOAD |
| SUITE A (DUPLEX) | R-2 | 5,948 SF | 200 SF | 30 |
| Grand total | | | | 30 |

| RESTROOM TYPES | | |
|---|---|---|
| NAME | TYPE | DETAIL DRAWINGS |
| PR-C01 | ADAPTABLE | 1/A-988 |
| SB-A01 | A | 1/A-970 |
| TB-C01 | ADAPTABLE | 1/A-981 |
| TB-C08 | ADAPTABLE | 6/A-983 |

| KITCHENS | |
|---|---|
| NAME | DETAIL DRAWINGS |
| KITCHEN | 1/A-958 |

| EXIT STAIR SUMMARY - BC TABLE 1005.1 | | | | |
|---|---|---|---|---|
| STAIR DESIGNATION | STAIR WIDTH (IN) | STAIRWAYS (INCHES PER OCCUPANT) | STAIR CAPACITY | STAIR LOAD |
| | | | TOTAL (292) | TOTAL (30) |
| STAIR - A | 44" | 0.3 | 146 | 15 |
| STAIR - B | 44" | 0.3 | 146 | 15 |

| EXIT SELF CLOSING DOOR SUMMARY - BC TABLE 1005.1 | | | | |
|---|---|---|---|---|
| DOOR DESIGNATION | DOOR CLEAR WIDTH (IN) | DOORWAY (INCHES PER OCCUPANT) | DOOR CAPACITY | DOOR LOAD |
| | | | TOTAL (340) | TOTAL (30) |
| STAIR - A - DOOR | 34" | 0.2 | 170 | 15 |
| STAIR - B - DOOR | 34" | 0.2 | 170 | 15 |

| EXIT STAIR TREADS AND RISERS - BC TABLE 1009 | | | | |
|---|---|---|---|---|
| STAIR DESIGNATION | TREAD (IN) | RISER (IN) | NO. RISERS (FLOOR TO FLOOR) | MAX. FLIGHT VERTICAL RISE |
| STAIR - A | 9.5" | 7.38" | 26 | 51.69" |
| STAIR - B | 9.5" | 7.38" | 26 | 51.69" |

| LENGTH OF TRAVEL DISTANCE (WITH SPRINKLER SYSTEM) | | | |
|---|---|---|---|
| OCCUPANCY GROUP | MAX. TRAVEL DISTANCE (BC TABLE 1015.1) | COMMON PATH OF EGRESS TRAVEL (BC 1013.3) | DEAD END (BC 1016.3) |
| R-2 | 200' | 125' | 40' |

| SUITE EXIT DOOR SUMMARY | |
|---|---|
| DOOR DESIGNATION | DOOR WIDTH (IN) |
| SUITE A DOOR 1 | 64" |
| SUITE A DOOR 2 | 36" |
| SUITE A DOOR 3 | 36" |

| MULTI DWELLING LAW |
|---|
| SECTION 103.1 (b) EGRESS FROM APARTMENT MAXIMUM TRAVEL DISTANCE TO MEANS OF EGRESS FROM ANY ROOM WITHIN APARTMENT |
| 50' |

2

**LIGHT & AIR CALCULATION 89TH FLOOR**

| | | LIGHT REQUIREMENT <BC-1205> | | | | AIR REQUIREMENT <BC-1203> | | | |
|---|---|---|---|---|---|---|---|---|---|
| | | | PROVIDED Natural Light | | | | PROVIDED Natural Ventilating Openings | | |
| Room Name | Floor Area | REQ'D % of Light | # of Curtain Wall Panels (5' typ.)** | Area of Vision Glass | % of Natural Light | REQ'D % of Air | # of Operable Windows* | Area of Ventilating Openings | % of Natural Air |
| PENTHOUSE L1 | | | | | | | | | |
| BEDROOM 6 | 173 SF | 10% | 4.0 | 114.00 SF | 65.76% | 5% | 1 | 13.64 SF | 7.87% |
| DINING ROOM | 478 SF | 10% | 6.0 | 171.00 SF | 35.74% | 5% | 2 | 27.28 SF | 5.70% |
| FAMILY ROOM | 282 SF | 10% | 5.0 | 142.50 SF | 50.45% | 5% | 2 | 27.28 SF | 9.66% |
| GRAND GALLERY | 472 SF | 10% | 5.0 | 142.50 SF | 30.16% | 5% | 2 | 27.28 SF | 5.77% |
| GUEST ROOM | 200 SF | 10% | 3.0 | 85.50 SF | 42.78% | 5% | 1 | 13.64 SF | 6.82% |
| KITCHEN | 215 SF | 10% | 2.0 | 57.00 SF | 26.56% | 5% | 1 | 13.64 SF | 6.36% |
| LIBRARY/MEDIA ROOM | 270 SF | 10% | 2.0 | 57.00 SF | 21.09% | 5% | 1 | 13.64 SF | 5.05% |
| LIVING ROOM | 1,534 SF | 10% | 15.0 | 427.50 SF | 27.86% | 5% | 6 | 81.84 SF | 5.33% |
| STAFF ROOM | 119 SF | 10% | 2.0 | 57.00 SF | 48.06% | 5% | 1 | 13.64 SF | 11.50% |

*AREA OF VENTILATING OPENING / UNIT: 13.64 SF

**AREA OF NATURAL LIGHT SOURCES: 28.50 SF
(BASED ON THE MINIMUM AREA PROVIDED FROM 5'-0" MODULE W/ SPLIT MULLION)

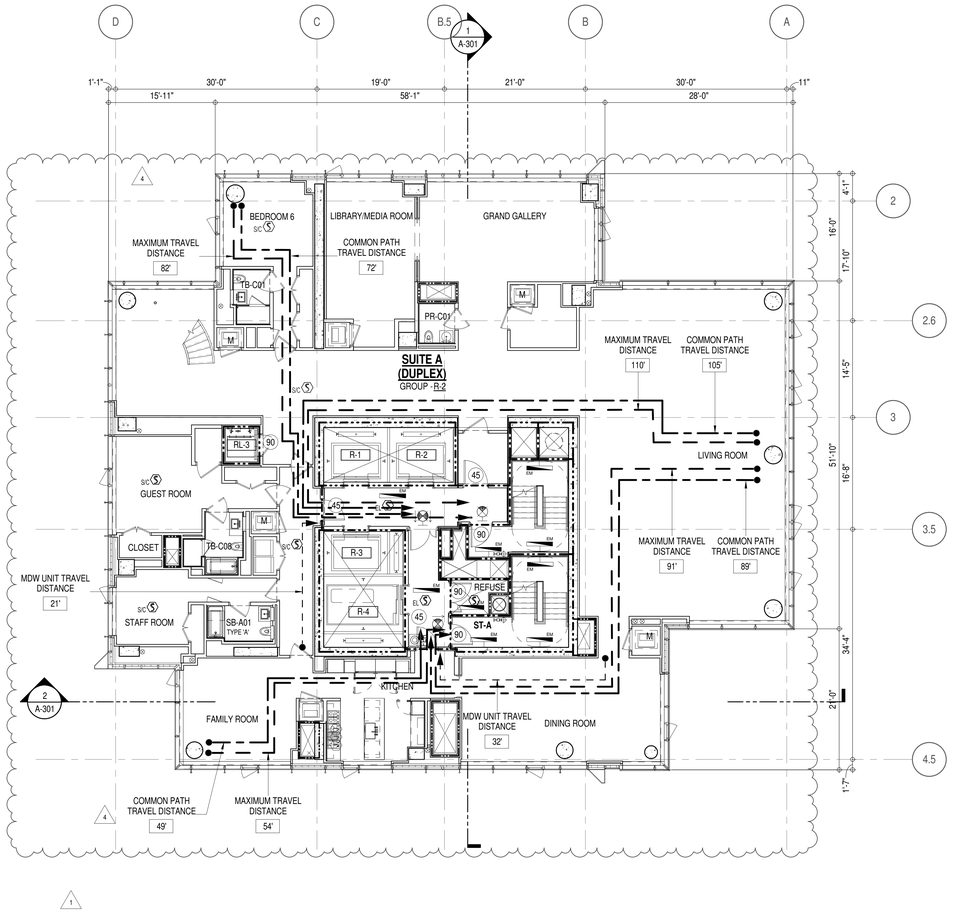


**EGRESS AND FIRE RATING LEGEND**

- ONE HOUR RATED PARTITION
- TWO HOUR RATED PARTITION
- THREE HOUR RATED PARTITION
- FOUR HOUR RATED PARTITION
- NON RATED SMOKE SEPARATION
- COMMON TRAVEL DISTANCE
- DEAD END
- MAXIMUM TRAVEL DISTANCE
- MAXIMUM TRAVEL DISTANCE WITHIN DWELLING UNIT

**SYMBOLS LEGEND**

- ILLUMINATED EXIT SIGN (ARROW INDICATES DIRECTION)
- ILLUMINATED EXIT SIGN (ARROW INDICATES DIRECTION)
- WALL MOUNTEDILLUMINATED EXIT SIGN (ARROW INDICATES DIRECTION)
- ILLUMINATED EXIT SIGN
- WALL MOUNTED ILLUMINATED NO EXIT SIGN
- WALL MOUNTED ILLUMINATED NO EXIT SIGN (ROOF ACCESS ONLY)
- ILLUMINATED NO EXIT SIGN
- ILLUMINATED NO EXIT SIGN (ROOF ACCESS ONLY)
- FEC FIRE EXTINGUISHER CABINET
- SPRINKLER HEAD (REFER TO FP DRAWINGS)
- STANDPIPE
- SPRINKLER RISER
- SIAMESE CONNECTION
- SMOKE DETECTOR
- SC SMOKE /CARBON MONOXIDE DETECTOR
- EM CEILING MOUNTED EMERGENCY LIGHT
- EM WALL MOUNTED EMERGENCY LIGHT
- 90 DOOR RATING (MINUTES)

**SYMBOLS LEGEND**

- REVERSIBLE DOOR SWING
- W/D STACKED W/D TO BE REPLACED BY ACCESSIBLE COMBINATION UNIT AT REQUEST OF DWELLING UNIT OWNER
- M MECHANICAL UNIT

KEY PLAN:

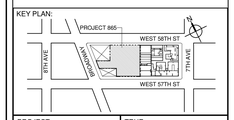


PROJECT NORTH

TRUE NORTH

DEVELOPER:
***EXTELL DEVELOPMENT COMPANY***
805 THIRD AVENUE, 7TH FLOOR
New York, NY 10022 USA
TEL: 212 712 6000 FAX: 212 712 6100

DESIGN ARCHITECT: Base Building Shell & Core
***ADRIAN SMITH + GORDON GILL ARCHITECTURE***
111 WEST MONROE STREET SUITE 2300
CHICAGO IL 60603
TEL: 312 920 1888 FAX: 312 920 1775

ARCHITECT OF RECORD: Base Building Shell & Core
***AAI ARCHITECTS, P.C.***
401 Wellington St. W., 3rd Floor
Toronto, ON M5V 1E7 Canada
TEL: 416 967 1500 FAX: 416 967 7150

STRUCTURAL ENGINEERS:
***WSP CANTOR SEINUK***
228 EAST 45th Street
New York, NY 10017 USA
TEL: 212 687 9888 FAX: 646 487 5501

MEP ENGINEERS:
***AKF GROUP***
1501 Broadway
New York, NY 10036 USA
TEL: 212 354 5656 FAX: 212 354 5668

GEOTECHNICAL ENGINEERS:
***Langan Engineering & Environmental Services***
21 Penn Plaza - 360 West 31st Street, 8th Floor
New York, NY 10001-2727
TEL: 212 479 5400 FAX: 212 479 5444

CODE CONSULTANTS:
***Construction Consulting Associates***
100 Church Street
New York, NY 10007
TEL: 212 385 1818 FAX: 212 385 1911

CURTAINWALL CONSULTANT:
***AJLP Consulting***
40 Worth Street, Suite 826
New York, NY 10013
TEL: 212 757 5659 FAX: 646 219 8508

LANDMARK/PRESERVATION CONSULTANT:
***Higgins Quasebarth & Partners LLC***
11 Hanover Square, 16th Floor
New York, NY 1005
TEL: 212 274 9468 FAX: 646 274 9380

LANDMARK/PRESERVATION CONSULTANT:
***Jan Hird Pokorny Associates, Inc.***
39 West 37th Street, 12A
New York, NY 10018
TEL: 212 759 6462 FAX: 212 759 6540

| No. | DESCRIPTION: | DATE: |
|---|---|---|
| | D.O.B. AMENDMENT 2 | 21 SEP 15 |
| 1 | CD PROGRESS ISSUE 6 | 02 NOV 15 |
| 2 | CD PROGRESS ISSUE 7 | 29 JAN 16 |
| 3 | CD ISSUE 8 - GMP SET | 31 MAR 16 |
| 4 | CD BULLETIN ISSUE - 7 | 14 SEP 16 |
| | D.O.B. AMENDMENT 3 | 03 OCT 16 |

**D.O.B. SUBMISSION**

Discrepancies must be reported immediately to the Architect before proceeding. Only figured dimensions are to be used. Contractors must check all dimensions on site. This drawing is protected by copyright.

ALL DIMENSIONS ARE SHOWN IN IMPERIAL.

CONSULTANT:

AAI ARCHITECTS, P.C.

PROJECT:

**217 WEST 57TH STREET**
NEW YORK, NY

DRAWING TITLE:

89TH FLOOR PLAN
BUILDING CODE NOTES
(PENTHOUSE L1 - TIER 4)
(MFD-127TH FLOOR)

SEAL & SIGNATURE:

REGISTERED ARCHITECT PIERRE DAVID JANSEN 028883 STATE OF NEW YORK

| | |
|---|---|
| DATE: | 21 SEP 15 |
| PROJECT No: | 1216-00 |
| DRAWN: Author | REV: |
| CHK: Checker | 4 |
| SCALE: 1/8" = 1'-0" | |
| DWG No: | A-070.02 |
| DOB PAGE No: | 74 of 454 |

DOB EMPLOYEE STAMP:

DOB B-SCAN:

36" x 48" Arch E, SHEET SIZE
FILE NAME:
PLOT DATE: 10/17/2016 4:54:45 PM

DEPT OF BLDGS 421263505 Job Number
E389992223 Scan Code

| OCCUPANT LOADS SUMMARY 90TH FLOOR PLAN | | | | |
|---|---|---|---|---|
| OCCUPANCY | OCCUPANCY GROUP | AREA | OCCUPANCY LOAD FACTOR | OCCUPANT LOAD |
| MECHANICAL | F-2 | 2,271 SF | 300 SF | 8 |
| PENTHOUSE | R-2 | 3,723 SF | 200 SF | 19 |
| Grand total | | | | 27 |

| RESTROOM TYPES | | |
|---|---|---|
| NAME | TYPE | DETAIL DRAWINGS |
| MB-C09 | ADAPTABLE | 1/A-977 |
| MB-C10 | ADAPTABLE | 9/A-977 |
| QB-C04 | ADAPTABLE | 9/A-966 |
| SB-A01 | A | 1/A-970 |
| TB-C01 | ADAPTABLE | 1/A-981 |
| TB-C11 | ADAPTABLE | 11/A-984 |

| EXIT STAIR SUMMARY - BC TABLE 1005.1 | | | | |
|---|---|---|---|---|
| STAIR DESIGNATION | STAIR WIDTH (IN) | STAIRWAYS (INCHES PER OCCUPANT) | STAIR CAPACITY | STAIR LOAD |
| | | | TOTAL (292) | TOTAL (27) |
| STAIR - A | 44" | 0.3 | 146 | 13 |
| STAIR - B | 44" | 0.3 | 146 | 14 |

| EXIT SELF CLOSING DOOR SUMMARY - BC TABLE 1005.1 | | | | |
|---|---|---|---|---|
| DOOR DESIGNATION | DOOR CLEAR WIDTH (IN) | DOORWAY (INCHES PER OCCUPANT) | DOOR CAPACITY | DOOR LOAD |
| | | | TOTAL (340) | TOTAL (27) |
| STAIR - A - DOOR | 34" | 0.2 | 170 | 13 |
| STAIR - B - DOOR | 34" | 0.2 | 170 | 14 |

| EXIT STAIR TREADS AND RISERS - BC TABLE 1009 | | | | |
|---|---|---|---|---|
| STAIR DESIGNATION | TREAD (IN) | RISER (IN) | NO. RISERS (FLOOR TO FLOOR) | MAX. FLIGHT VERTICAL RISE |
| STAIR - A | 9.5" | 7.38" | 26 | 51.69" |
| STAIR - B | 9.5" | 7.38" | 26 | 51.69" |

| LENGTH OF TRAVEL DISTANCE (WITH SPRINKLER SYSTEM) | | | |
|---|---|---|---|
| OCCUPANCY GROUP | MAX. TRAVEL DISTANCE (BC TABLE 1015.1) | COMMON PATH OF EGRESS TRAVEL (BC 1013.3) | DEAD END (BC 1016.3) |
| R-2 | 200' | 125' | 40' |

| SUITE EXIT DOOR SUMMARY | |
|---|---|
| DOOR DESIGNATION | DOOR WIDTH (IN) |
| SUITE A DOOR 1 | 36" |
| SUITE A DOOR 2 | 36" |

| MULTI DWELLING LAW |
|---|
| SECTION 103.1 (b) EGRESS FROM APARTMENT MAXIMUM TRAVEL DISTANCE TO MEANS OF EGRESS FROM ANY ROOM WITHIN APARTMENT |
| 50' |

2

**LIGHT & AIR CALCULATION 90TH FLOOR**

| | | LIGHT REQUIREMENT <BC-1205> | | | | AIR REQUIREMENT <BC-1203> | | | |
|---|---|---|---|---|---|---|---|---|---|
| | | | PROVIDED Natural Light | | | | PROVIDED Natural Ventilating Openings | | |
| Room Name | Floor Area | REQ'D % of Light | # of Curtain Wall Panels (5' typ.)** | Area of Vision Glass | % of Natural Light | REQ'D % of Air | # of Operable Windows* | Area of Ventilating Openings | % of Natural Air |
| DUPLEX UPPER | | | | | | | | | |
| BEDROOM 2 | 158 SF | 10% | 4.0 | 114.00 SF | 72.34% | 5% | 1 | 13.64 SF | 8.66% |
| BEDROOM 3 | 229 SF | 10% | 3.0 | 85.50 SF | 37.29% | 5% | 1 | 13.64 SF | 5.95% |
| BEDROOM 4 | 138 SF | 10% | 2.0 | 57.00 SF | 41.30% | 5% | 1 | 13.64 SF | 9.88% |
| BEDROOM 5 | 234 SF | 10% | 4.0 | 114.00 SF | 48.72% | 5% | 1 | 13.64 SF | 5.83% |
| MASTER BEDROOM | 372 SF | 10% | 4.0 | 114.00 SF | 30.68% | 5% | 2 | 27.28 SF | 7.34% |

*AREA OF VENTILATING OPENING / UNIT: 13.64 SF

**AREA OF NATURAL LIGHT SOURCES: 28.50 SF
(BASED ON THE MINIMUM AREA PROVIDED FROM 5'-0" MODULE W/ SPLIT MULLION)

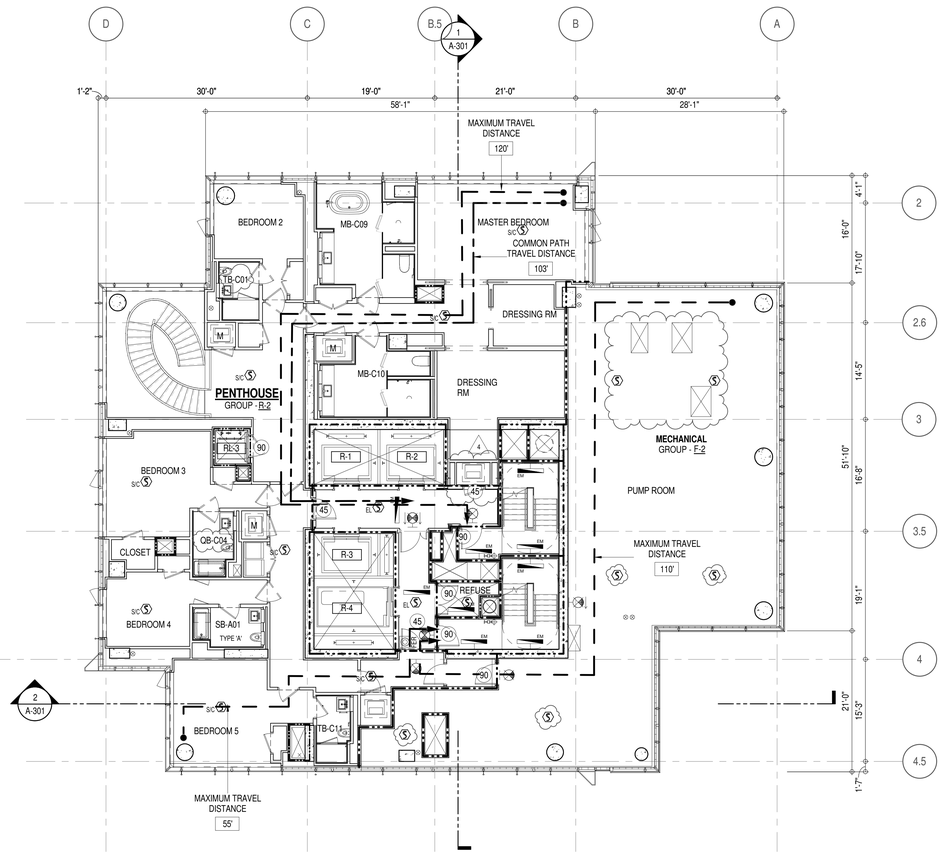


1

**EGRESS AND FIRE RATING LEGEND**

- ONE HOUR RATED PARTITION
- TWO HOUR RATED PARTITION
- THREE HOUR RATED PARTITION
- FOUR HOUR RATED PARTITION
- NON RATED SMOKE SEPARATION
- COMMON TRAVEL DISTANCE
- DEAD END
- MAXIMUM TRAVEL DISTANCE
- MAXIMUM TRAVEL DISTANCE WITHIN DWELLING UNIT

**SYMBOLS LEGEND**

- ILLUMINATED EXIT SIGN (ARROW INDICATES DIRECTION)
- ILLUMINATED EXIT SIGN (ARROW INDICATES DIRECTION)
- WALL MOUNTEDILLUMINATED EXIT SIGN (ARROW INDICATES DIRECTION)
- ILLUMINATED EXIT SIGN
- WALL MOUNTED ILLUMINATED NO EXIT SIGN
- WALL MOUNTED ILLUMINATED NO EXIT SIGN (ROOF ACCESS ONLY)
- ILLUMINATED NO EXIT SIGN
- ILLUMINATED NO EXIT SIGN (ROOF ACCESS ONLY)
- FEC FIRE EXTINGUISHER CABINET
- SPRINKLER HEAD (REFER TO FP DRAWINGS)
- STANDPIPE
- SPRINKLER RISER
- SIAMESE CONNECTION
- SMOKE DETECTOR
- SC SMOKE /CARBON MONOXIDE DETECTOR
- EL CEILING MOUNTED EMERGENCY LIGHT
- EM WALL MOUNTED EMERGENCY LIGHT
- 90 DOOR RATING (MINUTES)

**SYMBOLS LEGEND**

- REVERSIBLE DOOR SWING
- W/D STACKED W/D TO BE REPLACED BY ACCESSIBLE COMBINATION UNIT AT REQUEST OF DWELLING UNIT OWNER
- M MECHANICAL UNIT

KEY PLAN:

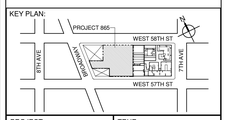


PROJECT NORTH
TRUE NORTH

DEVELOPER:
**EXTELL DEVELOPMENT COMPANY**
805 THIRD AVENUE, 7TH FLOOR
New York, NY 10022 USA
TEL: 212 712 6000 FAX: 212 712 6100

DESIGN ARCHITECT: Base Building Shell & Core
**ADRIAN SMITH + GORDON GILL ARCHITECTURE**
111 WEST MONROE STREET SUITE 2300
CHICAGO IL 60603
TEL: 312 920 1888 FAX: 312 920 1775

ARCHITECT OF RECORD: Base Building Shell & Core
**AAI ARCHITECTS, P.C.**
401 Wellington St. W., 3rd Floor
Toronto, ON M5V 1E7 Canada
TEL: 416 967 1500 FAX: 416 967 7150

STRUCTURAL ENGINEERS:
**WSP CANTOR SEINUK**
228 EAST 45th Street
New York, NY 10017 USA
TEL: 212 687 9888 FAX: 646 487 5501

MEP ENGINEERS:
**AKF GROUP**
1501 Broadway
New York, NY 10036 USA
TEL: 212 354 5656 FAX: 212 354 5668

GEOTECHNICAL ENGINEERS:
**Langan Engineering & Environmental Services**
21 Penn Plaza - 360 West 31st Street, 8th Floor
New York, NY 10001-2727
TEL: 212 479 5400 FAX: 212 479 5444

CODE CONSULTANTS:
**Construction Consulting Associates**
100 Church Street
New York, NY 10007
TEL: 212 385 1818 FAX: 212 385 1911

CURTAINWALL CONSULTANT:
**AJLP Consulting**
40 Worth Street. Suite 826
New York, NY 10013
TEL: 212 757 5659 FAX: 646 219 8508

LANDMARK/PRESERVATION CONSULTANT:
**Higgins Quasebarth & Partners LLC**
11 Hanover Square, 16th Floor
New York, NY 1005
TEL: 212 274 9468 FAX: 646 274 9380

LANDMARK/PRESERVATION CONSULTANT:
**Jan Hird Pokorny Associates, Inc.**
39 West 37th Street, 12A
New York, NY 10018
TEL: 212 759 6462 FAX: 212 759 6540

| No. | DESCRIPTION: | DATE: |
|---|---|---|
| | D.O.B. AMENDMENT 2 | 21 SEP 15 |
| 1 | CD PROGRESS ISSUE 6 | 02 NOV 15 |
| 2 | CD PROGRESS ISSUE 7 | 29 JAN 16 |
| 3 | CD ISSUE 8 - GMP SET | 31 MAR 16 |
| 4 | CD BULLETIN ISSUE - 7 | 14 SEP 16 |
| | D.O.B. AMENDMENT 3 | 03 OCT 16 |

**D.O.B. SUBMISSION**

Discrepancies must be reported immediately to the Architect before proceeding. Only figured dimensions are to be used. Contractors must check all dimensions on site. This drawing is protected by copyright.

ALL DIMENSIONS ARE SHOWN IN IMPERIAL.

CONSULTANT:
AAI ARCHITECTS, P.C.

PROJECT:
**217 WEST 57TH STREET**
NEW YORK, NY

DRAWING TITLE:
90TH FLOOR PLAN
BUILDING CODE NOTES
(PENTHOUSE L2 - TIER 4)
(MFD-128TH FLOOR)

SEAL & SIGNATURE:

| | |
|---|---|
| DATE: | 21 SEP 15 |
| PROJECT No: | 1216-00 |
| DRAWN: Author | REV: |
| Chk: Checker | 4 |
| SCALE: 1/8" = 1'-0" | |
| DWG No: | A-071.02 |
| DOB PAGE No: | 75 of 454 |

DOB EMPLOYEE STAMP:
DOB B-SCAN:

36" x 48" Arch E, SHEET SIZE
FILE NAME:
PLOT DATE: 10/17/2016 4:05:55 PM

DEPT OF BLDGS 421208305 Job Number
E3005683491P0 Scan Code

| OCCUPANT LOADS SUMMARY 91ST FLOOR PLAN | | | | |
|---|---|---|---|---|
| OCCUPANCY | OCCUPANCY GROUP | AREA | OCCUPANCY LOAD FACTOR | OCCUPANT LOAD |
| PENTHOUSE | R-2 (200) | 6,465 SF | 200 SF | 33 |
| Grand total | | | | 33 |

| RESTROOM TYPES | | |
|---|---|---|
| NAME | TYPE | DETAIL DRAWINGS |
| PR-C01 | ADAPTABLE | 1/A-988 |
| SB-A01 | A | 1/A-970 |
| TB-C08 | ADAPTABLE | 6/A-983 |

| KITCHENS | |
|---|---|
| NAME | DETAIL DRAWINGS |
| KIT-A | 1/A-958 |

| EXIT STAIR SUMMARY - BC TABLE 1005.1 | | | | |
|---|---|---|---|---|
| STAIR DESIGNATION | STAIR WIDTH (IN) | STAIRWAYS (INCHES PER OCCUPANT) | STAIR CAPACITY | STAIR LOAD |
| | | | TOTAL (292) | TOTAL (33) |
| STAIR - A | 44" | 0.3 | 146 | 16 |
| STAIR - B | 44" | 0.3 | 146 | 17 |

| EXIT SELF CLOSING DOOR SUMMARY - BC TABLE 1005.1 | | | | |
|---|---|---|---|---|
| DOOR DESIGNATION | DOOR CLEAR WIDTH (IN) | DOORWAY (INCHES PER OCCUPANT) | DOOR CAPACITY | DOOR LOAD |
| | | | TOTAL (340) | TOTAL (33) |
| STAIR - A - DOOR | 34" | 0.2 | 170 | 16 |
| STAIR - B - DOOR | 34" | 0.2 | 170 | 17 |

| EXIT STAIR TREADS AND RISERS - BC TABLE 1009 | | | | |
|---|---|---|---|---|
| STAIR DESIGNATION | TREAD (IN) | RISER (IN) | NO. RISERS (FLOOR TO FLOOR) | MAX. FLIGHT VERTICAL RISE |
| STAIR - A | 9.5" | 7.38" | 26 | 51.69" |
| STAIR - B | 9.5" | 7.38" | 26 | 51.69" |

| LENGTH OF TRAVEL DISTANCE (WITH SPRINKLER SYSTEM) | | | |
|---|---|---|---|
| OCCUPANCY GROUP | MAX. TRAVEL DISTANCE (BC TABLE 1015.1) | COMMON PATH OF EGRESS TRAVEL (BC 1013.3) | DEAD END (BC 1016.3) |
| R-2 | 200' | 125' | 40' |

| SUITE EXIT DOOR SUMMARY | |
|---|---|
| DOOR DESIGNATION | DOOR WIDTH (IN) |
| SUITE A DOOR 1 | 72" |
| SUITE A DOOR 2 | 36" |
| SUITE A DOOR 3 | 36" |

| MULTI DWELLING LAW |
|---|
| SECTION 103.1 (b) EGRESS FROM APARTMENT MAXIMUM TRAVEL DISTANCE TO MEANS OF EGRESS FROM ANY ROOM WITHIN APARTMENT |
| 50' |

**LIGHT & AIR CALCULATION 91ST FLOOR**

| | | LIGHT REQUIREMENT <BC-1205> | | | | AIR REQUIREMENT <BC-1203> | | | | |
|---|---|---|---|---|---|---|---|---|---|---|
| | | | PROVIDED Natural Light | | | | PROVIDED Natural Ventilating Openings | | | |
| Room Name | Floor Area | REQ'D % of Light | # of Curtain Wall Panels (5' typ.)** | Area of Vision Glass | % of Natural Light | REQ'D % of Air | # of Operable Windows* | # of Operable Windows² | Area of Ventilating Openings | % of Natural Air |
| PENTHOUSE L1 | | | | | | | | | | |
| DINING | 470 SF | 10% | 6.0 | 171.00 SF | 36.35% | 5% | 2 | 0 | 27.28 SF | 5.80% |
| FAMILY ROOM | 285 SF | 10% | 5.0 | 142.50 SF | 50.04% | 5% | 2 | 0 | 27.28 SF | 9.58% |
| GRAND GALLERY | 511 SF | 10% | 5.0 | 142.50 SF | 27.87% | 5% | 2 | 0 | 27.28 SF | 5.33% |
| GUEST ROOM | 249 SF | 10% | 3.0 | 85.50 SF | 34.31% | 5% | 1 | 0 | 13.64 SF | 5.47% |
| KIT-A | 219 SF | 10% | 2.0 | 57.00 SF | 26.02% | 5% | 1 | 0 | 13.64 SF | 6.23% |
| LIBRARY | 256 SF | 10% | 2.0 | 57.00 SF | 22.28% | 5% | 1 | 0 | 13.64 SF | 5.33% |
| LIVING ROOM | 1,483 SF | 10% | 15.0 | 427.50 SF | 28.83% | 5% | 0 | 14 | 45.64 SF | 3.08% |
| MEDIA ROOM | 234 SF | 10% | 4.0 | 114.00 SF | 48.80% | 5% | 1 | 0 | 13.64 SF | 5.84% |
| STAFF ROOM | 134 SF | 10% | 2.0 | 57.00 SF | 42.39% | 5% | 1 | 0 | 13.64 SF | 10.14% |

²AREA OF VENTILATING OPENINGS IN LIVING ROOM: 3.43 SF 2.846 SF 4.75 SF 4.168 SF

*AREA OF VENTILATING OPENING / UNIT: 13.64 SF

**AREA OF NATURAL LIGHT SOURCES: 28.50 SF
(BASED ON THE MINIMUM AREA PROVIDED FROM 5'-0" MODULE W/ SPLIT MULLION)

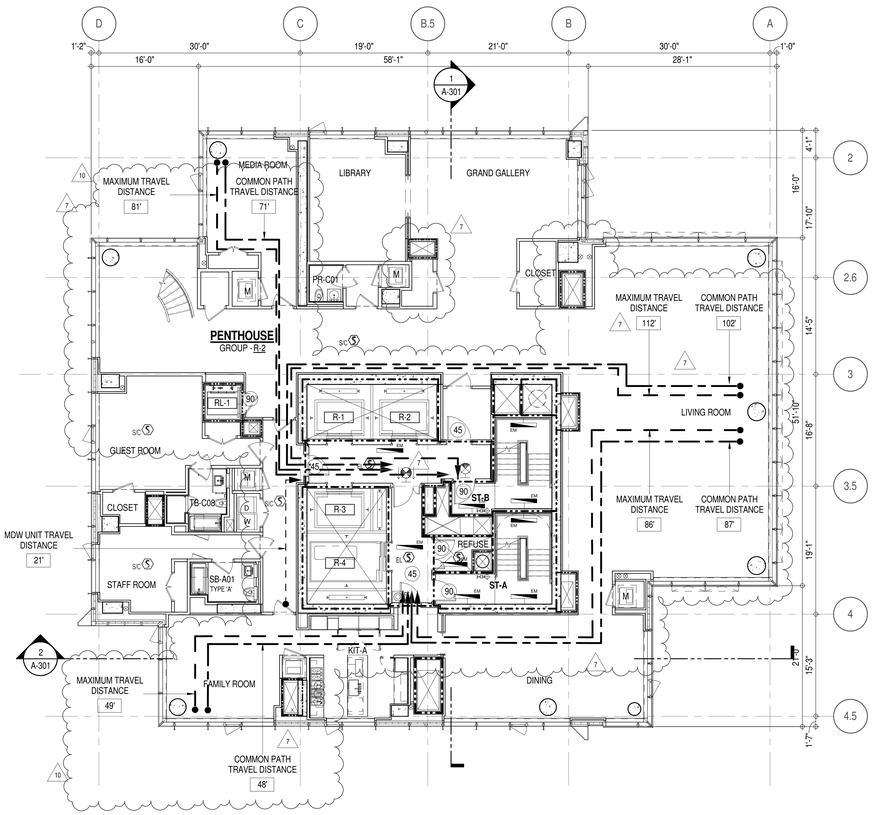


**EGRESS AND FIRE RATING LEGEND**

- ONE HOUR RATED PARTITION
- TWO HOUR RATED PARTITION
- THREE HOUR RATED PARTITION
- FOUR HOUR RATED PARTITION
- NON RATED SMOKE SEPARATION
- COMMON TRAVEL DISTANCE
- DEAD END
- MAXIMUM TRAVEL DISTANCE
- MAXIMUM TRAVEL DISTANCE WITHIN DWELLING UNIT

**SYMBOLS LEGEND**

- ILLUMINATED EXIT SIGN (ARROW INDICATES DIRECTION)
- ILLUMINATED EXIT SIGN (ARROW INDICATES DIRECTION)
- WALL MOUNTEDILLUMINATED EXIT SIGN (ARROW INDICATES DIRECTION)
- ILLUMINATED EXIT SIGN
- WALL MOUNTED ILLUMINATED NO EXIT SIGN
- WALL MOUNTED ILLUMINATED NO EXIT SIGN (ROOF ACCESS ONLY)
- ILLUMINATED NO EXIT SIGN
- ILLUMINATED NO EXIT SIGN (ROOF ACCESS ONLY)
- FEC FIRE EXTINGUISHER CABINET
- SPRINKLER HEAD (REFER TO FP DRAWINGS)
- STANDPIPE
- SPRINKLER RISER
- SIAMESE CONNECTION
- SMOKE DETECTOR
- SMOKE /CARBON MONOXIDE DETECTOR
- CEILING MOUNTED EMERGENCY LIGHT
- WALL MOUNTED EMERGENCY LIGHT
- 90 DOOR RATING (MINUTES)

**SYMBOLS LEGEND**

- REVERSIBLE DOOR SWING
- W/D STACKED W/D TO BE REPLACED BY ACCESSIBLE COMBINATION UNIT AT REQUEST OF DWELLING UNIT OWNER
- M MECHANICAL UNIT

KEY PLAN:

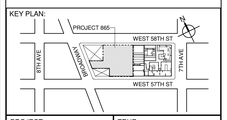


PROJECT NORTH

TRUE NORTH

DEVELOPER:
**EXTELL DEVELOPMENT COMPANY**
805 THIRD AVENUE, 7TH FLOOR
New York, NY 10022 USA
TEL: 212 712 6000 FAX: 212 712 6100

DESIGN ARCHITECT: Base Building Shell & Core
**ADRIAN SMITH + GORDON GILL ARCHITECTURE**
111 WEST MONROE STREET SUITE 2300
CHICAGO IL 60603
TEL: 312 920 1888 FAX: 312 920 1775

ARCHITECT OF RECORD: Base Building Shell & Core
**AAI ARCHITECTS, P.C.**
401 Wellington St. W., 3rd Floor
Toronto, ON M5V 1E7 Canada
TEL: 416 967 1500 FAX: 416 967 7150

STRUCTURAL ENGINEERS:
**WSP CANTOR SEINUK**
228 EAST 45th Street
New York, NY 10017 USA
TEL: 212 687 9888 FAX: 646 487 5501

MEP ENGINEERS:
**AKF GROUP**
1501 Broadway
New York, NY 10036 USA
TEL: 212 354 5656 FAX: 212 354 5668

GEOTECHNICAL ENGINEERS:
**Langan Engineering & Environmental Services**
21 Penn Plaza - 360 West 31st Street, 8th Floor
New York, NY 10001-2727
TEL: 212 479 5400 FAX: 212 479 5444

CODE CONSULTANTS:
**Construction Consulting Associates**
100 Church Street
New York, NY 10007
TEL: 212 385 1818 FAX: 212 385 1911

CURTAINWALL CONSULTANT:
**AJLP Consulting**
40 Worth Street. Suite 826
New York, NY 10013
TEL: 212 757 5659 FAX: 646 219 8508

LANDMARK/PRESERVATION CONSULTANT:
**Higgins Quasebarth & Partners LLC**
11 Hanover Square, 16th Floor
New York, NY 1005
TEL: 212 274 9468 FAX: 646 274 9380

LANDMARK/PRESERVATION CONSULTANT:
**Jan Hird Pokorny Associates, Inc.**
39 West 37th Street, 12A
New York, NY 10018
TEL: 212 759 6462 FAX: 212 759 6540

| No. | DESCRIPTION: | DATE: |
|---|---|---|
| 1 | CD PROGRESS ISSUE 1 | 15 OCT 14 |
| 2 | D.O.B. SUBMISSION | 05 DEC 14 |
| 3 | CD PROGRESS ISSUE 2 | 19 DEC 14 |
| 4 | D.O.B. SUBMISSION | 18 FEB 15 |
| 5 | CD PROGRESS ISSUE 3 | 09 MAR 15 |
| | D.O.B. SUBMISSION | 27 APR 15 |
| 6 | CD PROGRESS ISSUE 4 | 01 JUN 15 |
| | D.O.B. AMENDMENT 2 | 21 SEP 15 |
| 7 | CD PROGRESS ISSUE 6 | 02 NOV 15 |
| 8 | CD PROGRESS ISSUE 7 | 29 JAN 16 |
| 9 | CD ISSUE 8 - GMP SET | 31 MAR 16 |
| 10 | CD BULLETIN ISSUE - 7 | 14 SEP 16 |
| | D.O.B. AMENDMENT 3 | 03 OCT 16 |

**D.O.B. SUBMISSION**

Discrepancies must be reported immediately to the Architect before proceeding. Only figured dimensions are to be used. Contractors must check all dimensions on site. This drawing is protected by copyright.

ALL DIMENSIONS ARE SHOWN IN IMPERIAL.

CONSULTANT:

AAI ARCHITECTS, P.C.

PROJECT:

**217 WEST 57TH STREET**
NEW YORK, NY

DRAWING TITLE:

91ST FLOOR PLAN
BUILDING CODE NOTES
(PENTHOUSE L1 - TIER 4)
(MFD-129TH FLOOR)

SEAL & SIGNATURE:

REGISTERED ARCHITECT ADRIAN DAVID SMITH No. 028881 STATE OF NEW YORK

| | |
|---|---|
| DATE: | 15 OCT 14 |
| PROJECT No: | 1216-00 |
| DRAWN: Author | REV: |
| Checker | 10 |
| SCALE: 1/8" = 1'-0" | |
| DWG No: | A-072.02 |
| DOB PAGE No: | 76 of 454 |

DOB EMPLOYEE STAMP:

DOB B-SCAN:

36" x 48" Arch E SHEET SIZE
FILE NAME:
PLOT DATE: 10/17/2016 3:59:11 PM
ILAST ISSUES AS - A-064 - CD PROGRESS ISSUE 4/

DEPT OF BLDGS 121230305 Job Number
E351395955 Scan Code

**OCCUPANT LOADS SUMMARY 92ND FLOOR PLAN**

| OCCUPANCY | OCCUPANCY GROUP | AREA | OCCUPANCY LOAD FACTOR | OCCUPANT LOAD |
|---|---|---|---|---|
| PENTHOUSE | R-2 | 4,792 SF | 200 SF | 24 |
| Grand total | | | | 24 |

**RESTROOM TYPES**

| NAME | TYPE | DETAIL DRAWINGS |
|---|---|---|
| MB-C09 | ADAPTABLE | 1/A-977 |
| MB-C10 | ADAPTABLE | 9/A-977 |
| QB-C04 | ADAPTABLE | 9/A-986 |
| QB-C05 | ADAPTABLE | 1/A-987 |
| SB-A01 | A | 1/A-970 |
| TB-C01 | ADAPTABLE | 1/A-981 |

**EXIT STAIR SUMMARY - BC TABLE 1005.1**

| STAIR DESIGNATION | STAIR WIDTH (IN) | STAIRWAYS (INCHES PER OCCUPANT) | STAIR CAPACITY | STAIR LOAD |
|---|---|---|---|---|
| | | | TOTAL (292) | TOTAL (24) |
| STAIR - A | 44" | 0.3 | 146 | 12 |
| STAIR - B | 44" | 0.3 | 146 | 12 |

**EXIT SELF CLOSING DOOR SUMMARY - BC TABLE 1005.1**

| DOOR DESIGNATION | DOOR CLEAR WIDTH (IN) | DOORWAY (INCHES PER OCCUPANT) | DOOR CAPACITY | DOOR LOAD |
|---|---|---|---|---|
| | | | TOTAL (340) | TOTAL (24) |
| STAIR - A - DOOR | 34" | 0.2 | 170 | 12 |
| STAIR - B - DOOR | 34" | 0.2 | 170 | 12 |

**EXIT STAIR TREADS AND RISERS - BC TABLE 1009**

| STAIR DESIGNATION | TREAD (IN) | RISER (IN) | NO. RISERS (FLOOR TO FLOOR) | MAX. FLIGHT VERTICAL RISE |
|---|---|---|---|---|
| STAIR - A | 9.5" | 7.38" | 26 | 51.69" |
| STAIR - B | 9.5" | 7.38" | 26 | 51.69" |

**LENGTH OF TRAVEL DISTANCE (WITH SPRINKLER SYSTEM)**

| OCCUPANCY GROUP | MAX. TRAVEL DISTANCE (BC TABLE 1015.1) | COMMON PATH OF EGRESS TRAVEL (BC 1013.3) | DEAD END (BC 1016.3) |
|---|---|---|---|
| R-2 | 200' | 125' | 40' |

**SUITE EXIT DOOR SUMMARY**

| DOOR DESIGNATION | DOOR WIDTH (IN) |
|---|---|
| SUITE A DOOR 1 | 36" |
| SUITE A DOOR 2 | 36" |

**MULTI DWELLING LAW**

SECTION 103.1 (b) EGRESS FROM APARTMENT
MAXIMUM TRAVEL DISTANCE TO MEANS OF EGRESS FROM ANY ROOM WITHIN APARTMENT

50'

**LIGHT & AIR CALCULATION 92ND FLOOR**

| | | LIGHT REQUIREMENT <BC-1205> | | | | AIR REQUIREMENT <BC-1203> | | | |
|---|---|---|---|---|---|---|---|---|---|
| | | | PROVIDED Natural Light | | | | PROVIDED Natural Ventilating Openings | | |
| Room Name | Floor Area | REQ'D % of Light | # of Curtain Wall Panels (5' typ.)** | Area of Vision Glass | % of Natural Light | REQ'D % of Air | # of Operable Windows* | Area of Ventilating Openings | % of Natural Air |
| PENTHOUSE L2 | | | | | | | | | |
| BEDROOM 2 | 256 SF | 10% | 3.0 | 85.50 SF | 33.35% | 5% | 1 | 13.64 SF | 5.32% |
| BEDROOM 3 | 144 SF | 10% | 2.0 | 57.00 SF | 39.68% | 5% | 1 | 13.64 SF | 9.49% |
| BEDROOM 4 | 223 SF | 10% | 4.0 | 114.00 SF | 51.17% | 5% | 1 | 13.64 SF | 6.12% |
| BEDROOM 5 | 173 SF | 10% | 3.0 | 85.50 SF | 49.42% | 5% | 1 | 13.64 SF | 7.88% |
| MASTER BEDROOM | 366 SF | 10% | 5.0 | 142.50 SF | 38.94% | 5% | 2 | 27.28 SF | 7.45% |
| SITTING / GYM 1 | 234 SF | 10% | 4.0 | 114.00 SF | 48.76% | 5% | 1 | 13.64 SF | 5.83% |
| SITTING RM / GYM | 228 SF | 10% | 4.0 | 114.00 SF | 49.94% | 5% | 1 | 13.64 SF | 5.98% |

*AREA OF VENTILATING OPENING / UNIT: 13.64 SF

**AREA OF NATURAL LIGHT SOURCES: 28.50 SF
(BASED ON THE MINIMUM AREA PROVIDED FROM 5'-0" MODULE W/ SPLIT MULLION)

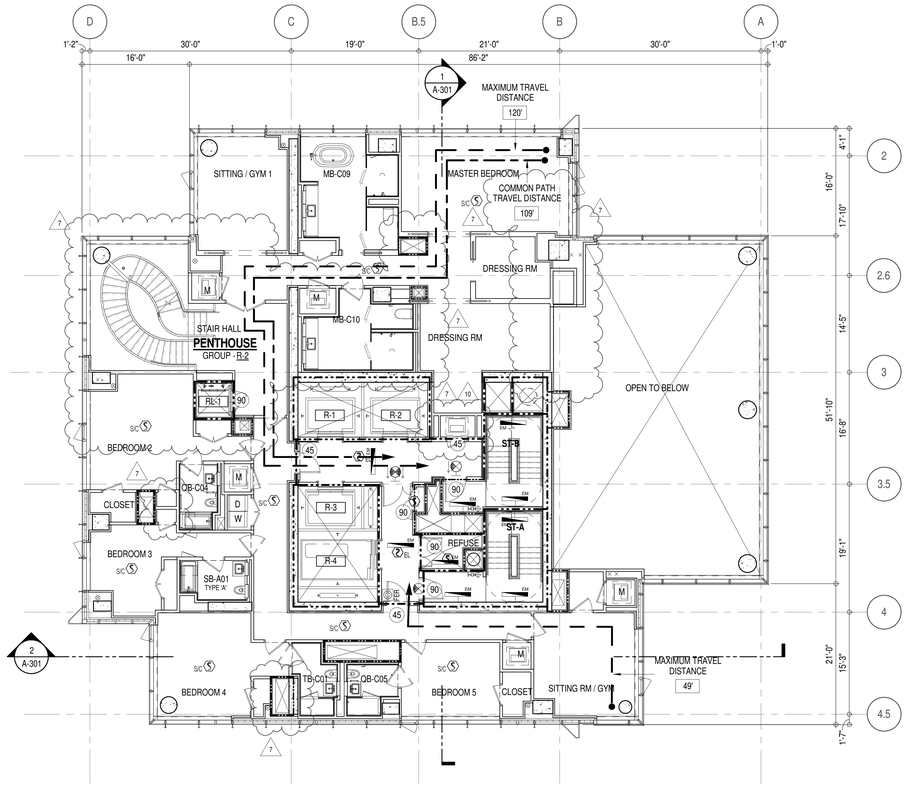


**EGRESS AND FIRE RATING LEGEND**

- ONE HOUR RATED PARTITION
- TWO HOUR RATED PARTITION
- THREE HOUR RATED PARTITION
- FOUR HOUR RATED PARTITION
- NON RATED SMOKE SEPARATION
- COMMON TRAVEL DISTANCE
- DEAD END
- MAXIMUM TRAVEL DISTANCE
- MAXIMUM TRAVEL DISTANCE WITHIN DWELLING UNIT

**SYMBOLS LEGEND**

- ILLUMINATED EXIT SIGN (ARROW INDICATES DIRECTION)
- ILLUMINATED EXIT SIGN (ARROW INDICATES DIRECTION)
- WALL MOUNTEDILLUMINATED EXIT SIGN (ARROW INDICATES DIRECTION)
- ILLUMINATED EXIT SIGN
- WALL MOUNTED ILLUMINATED NO EXIT SIGN
- WALL MOUNTED ILLUMINATED NO EXIT SIGN (ROOF ACCESS ONLY)
- ILLUMINATED NO EXIT SIGN
- ILLUMINATED NO EXIT SIGN (ROOF ACCESS ONLY)
- FEC FIRE EXTINGUISHER CABINET
- SPRINKLER HEAD (REFER TO FP DRAWINGS)
- STANDPIPE
- SPRINKLER RISER
- SIAMESE CONNECTION
- SMOKE DETECTOR
- SC SMOKE /CARBON MONOXIDE DETECTOR
- EL CEILING MOUNTED EMERGENCY LIGHT
- EM WALL MOUNTED EMERGENCY LIGHT
- 90 DOOR RATING (MINUTES)

**SYMBOLS LEGEND**

- REVERSIBLE DOOR SWING
- W/D STACKED W/D TO BE REPLACED BY ACCESSIBLE COMBINATION UNIT AT REQUEST OF DWELLING UNIT OWNER
- M MECHANICAL UNIT

KEY PLAN:

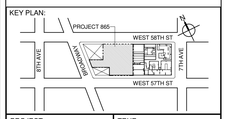


PROJECT NORTH
TRUE NORTH

DEVELOPER:
**EXTELL DEVELOPMENT COMPANY**
805 THIRD AVENUE, 7TH FLOOR
New York, NY 10022 USA
TEL: 212 712 6000 FAX: 212 712 6100

DESIGN ARCHITECT: Base Building Shell & Core
**ADRIAN SMITH + GORDON GILL ARCHITECTURE**
111 WEST MONROE STREET SUITE 2300
CHICAGO IL 60603
TEL: 312 920 1888 FAX: 312 920 1775

ARCHITECT OF RECORD: Base Building Shell & Core
**AAI ARCHITECTS, P.C.**
401 Wellington St. W., 3rd Floor
Toronto, ON M5V 1E7 Canada
TEL: 416 967 1500 FAX: 416 967 7150

STRUCTURAL ENGINEERS:
**WSP CANTOR SEINUK**
228 EAST 45th Street
New York, NY 10017 USA
TEL: 212 687 9888 FAX: 646 487 5501

MEP ENGINEERS:
**AKF GROUP**
1501 Broadway
New York, NY 10036 USA
TEL: 212 354 5656 FAX: 212 354 5668

GEOTECHNICAL ENGINEERS:
**Langan Engineering & Environmental Services**
21 Penn Plaza - 360 West 31st Street, 8th Floor
New York, NY 10001-2727
TEL: 212 479 5400 FAX: 212 479 5444

CODE CONSULTANTS:
**Construction Consulting Associates**
100 Church Street
New York, NY 10007
TEL: 212 385 1818 FAX: 212 385 1911

CURTAINWALL CONSULTANT:
**AJLP Consulting**
40 Worth Street, Suite 826
New York, NY 10013
TEL: 212 757 5659 FAX: 646 219 8508

LANDMARK/PRESERVATION CONSULTANT:
**Higgins Quasebarth & Partners LLC**
11 Hanover Square, 16th Floor
New York, NY 1005
TEL: 212 274 9468 FAX: 646 274 9380

LANDMARK/PRESERVATION CONSULTANT:
**Jan Hird Pokorny Associates, Inc.**
39 West 37th Street, 12A
New York, NY 10018
TEL: 212 759 6462 FAX: 212 759 6540

| No. | DESCRIPTION: | DATE: |
|---|---|---|
| 1 | CD PROGRESS ISSUE 1 | 15 OCT 14 |
| 2 | D.O.B. SUBMISSION | 05 DEC 14 |
| 3 | CD PROGRESS ISSUE 2 | 19 DEC 14 |
| 4 | D.O.B. SUBMISSION | 18 FEB 15 |
| 5 | CD PROGRESS ISSUE 3 | 09 MAR 15 |
| | D.O.B. SUBMISSION | 27 APR 15 |
| 6 | CD PROGRESS ISSUE 4 | 01 JUN 15 |
| | D.O.B. AMENDMENT 2 | 21 SEP 15 |
| 7 | CD PROGRESS ISSUE 6 | 02 NOV 15 |
| 8 | CD PROGRESS ISSUE 7 | 29 JAN 16 |
| 9 | CD ISSUE 8 - GMP SET | 31 MAR 16 |
| 10 | CD BULLETIN ISSUE - 7 | 14 SEP 16 |
| | D.O.B. AMENDMENT 3 | 03 OCT 16 |

0 4' - 0" 8' - 0" 16' - 0"

**D.O.B. SUBMISSION**

Discrepancies must be reported immediately to the Architect before proceeding. Only figured dimensions are to be used. Contractors must check all dimensions on site. This drawing is protected by copyright.

ALL DIMENSIONS ARE SHOWN IN IMPERIAL.

CONSULTANT:
AAI ARCHITECTS, P.C.

PROJECT:
**217 WEST 57TH STREET**
NEW YORK, NY

DRAWING TITLE:
92ND FLOOR PLAN
BUILDING CODE NOTES
(PENTHOUSE L2 - TIER 4)
(MFD-130TH FLOOR)

SEAL & SIGNATURE:

| | |
|---|---|
| DATE: | 15 OCT 14 |
| PROJECT No: | 1216-00 |
| DRAWN: Author | REV: |
| Chk: Checker | 10 |
| SCALE: 1/8" = 1'-0" | |
| DWG No: | A-073.01 |
| DOB PAGE No: | 77 of 454 |

DOB EMPLOYEE STAMP:
DOB B-SCAN:

/LAST ISSUES AS - A-065 - CD PROGRESS ISSUE 4/

36" x 48" Arch E - SHEET SIZE
FILE NAME:
PLOT DATE: 10/17/2016 3:56:17 PM

DEPT OF BLDGS 421206305 Job Number
E351193375 Scan Code

| OCCUPANT LOADS SUMMARY 93RD FLOOR PLAN | | | | |
|---|---|---|---|---|
| OCCUPANCY | OCCUPANCY GROUP | AREA | OCCUPANCY LOAD FACTOR | OCCUPANT LOAD |
| PENTHOUSE | R-2 | 3,931 SF | 200 SF | 20 |
| Grand total | | | | 20 |

| RESTROOM TYPES | | |
|---|---|---|
| NAME | TYPE | DETAIL DRAWINGS |
| PR-C01 | ADAPTABLE | 1/A-988 |
| PR-C01 | ADAPTABLE | 1/A-988 |

| EXIT STAIR SUMMARY - BC TABLE 1005.1 | | | | |
|---|---|---|---|---|
| STAIR DESIGNATION | STAIR WIDTH (IN) | STAIRWAYS (INCHES PER OCCUPANT) | STAIR CAPACITY | STAIR LOAD |
| | | | TOTAL (292) | TOTAL (20) |
| STAIR - A | 44" | 0.3 | 146 | 10 |
| STAIR - B | 44" | 0.3 | 146 | 10 |

| EXIT SELF CLOSING DOOR SUMMARY - BC TABLE 1005.1 | | | | |
|---|---|---|---|---|
| DOOR DESIGNATION | DOOR CLEAR WIDTH (IN) | DOORWAY (INCHES PER OCCUPANT) | DOOR CAPACITY | DOOR LOAD |
| | | | TOTAL (340) | TOTAL (20) |
| STAIR - A - DOOR | 34" | 0.2 | 170 | 10 |
| STAIR - B - DOOR | 34" | 0.2 | 170 | 10 |

| EXIT STAIR TREADS AND RISERS - BC TABLE 1009 | | | | |
|---|---|---|---|---|
| STAIR DESIGNATION | TREAD (IN) | RISER (IN) | NO. RISERS (FLOOR TO FLOOR) | MAX. FLIGHT VERTICAL RISE |
| STAIR - A | 9.5" | 7.62" | 29 | 53.56" |
| STAIR - B | 9.5" | 7.62" | 29 | 53.56" |

| LENGTH OF TRAVEL DISTANCE (WITH SPRINKLER SYSTEM) | | | |
|---|---|---|---|
| OCCUPANCY GROUP | MAX. TRAVEL DISTANCE (BC TABLE 1015.1) | COMMON PATH OF EGRESS TRAVEL (BC 1013.3) | DEAD END (BC 1016.3) |
| R-2 | 200' | 125' | 40' |
| F-2 | 250' | 100' | 50' |

| SUITE EXIT DOOR SUMMARY | |
|---|---|
| DOOR DESIGNATION | DOOR WIDTH (IN) |
| SUITE A DOOR | 36" |

| MULTI DWELLING LAW |
|---|
| SECTION 103.1 (b) EGRESS FROM APARTMENT MAXIMUM TRAVEL DISTANCE TO MEANS OF EGRESS FROM ANY ROOM WITHIN APARTMENT |
| 50' |

8

**LIGHT & AIR CALCULATION 93RD**

| | | LIGHT REQUIREMENT <BC-1205> | | | | | AIR REQUIREMENT <BC-1203> | | | | |
|---|---|---|---|---|---|---|---|---|---|---|---|
| | | | PROVIDED Natural Light | | | | | PROVIDED Natural Ventilating Openings | | | |
| Room Name | Floor Area | REQ'D % of Light | # of Curtain Wall Panels (5' typ.)** | Area of Vision Glass | % of Natural Light | REQ'D % of Air | Door Opening Area | # of Operable Windows* | Area of Ventilating Openings | % of Natural Air |
| PENTHOUSE L3 | | | | | | | | | | |
| CLOSET | 64 SF | N / A | | | | N / A | | | | |
| GRAND SALON 2 | 1,850 SF | 10% | 14.5 | 413.25 SF | 22.34% | 5% | 20.00 SF | 2 | 47.28 SF | 2.56% |
| KITCHEN | 336 SF | 10% | 3.0 | 85.50 SF | 25.45% | 5% | 0.00 SF | 1 | 8.22 SF | 2.45% |
| STORAGE | 117 SF | 10% | 2.0 | 57.00 SF | 48.61% | 5% | 0.00 SF | 1 | 13.64 SF | 11.63% |
| WINE CELLAR | 248 SF | 10% | 6.5 | 185.25 SF | 74.75% | 5% | 0.00 SF | 1 | 13.64 SF | 5.50% |
| WORKOUT ROOM | 261 SF | 10% | 6.0 | 171.00 SF | 65.46% | 5% | 0.00 SF | 2 | 27.28 SF | 10.44% |

10

*AREA OF VENTILATING OPENING / UNIT: 13.64 SF 8.22 SF

**AREA OF NATURAL LIGHT SOURCES: 28.50 SF
(BASED ON THE MINIMUM AREA PROVIDED FROM 5'-0" MODULE W/ SPLIT MULLION)

* F-2 IS ACCESSORY TO RESIDENTIAL R-2

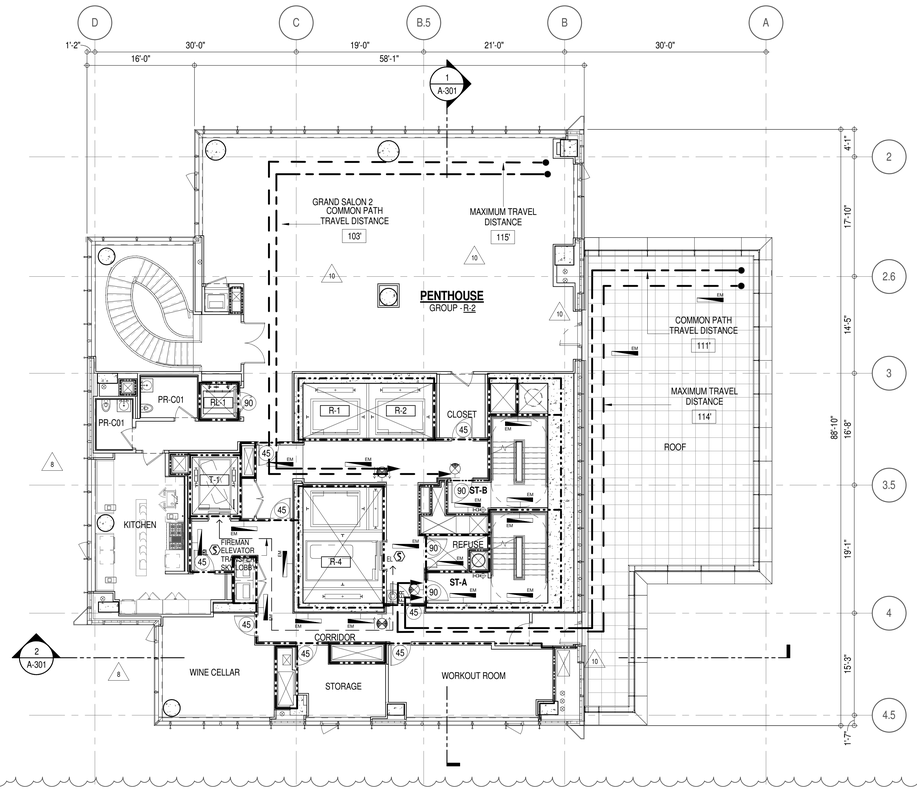


7

**EGRESS AND FIRE RATING LEGEND**

- ONE HOUR RATED PARTITION
- TWO HOUR RATED PARTITION
- THREE HOUR RATED PARTITION
- FOUR HOUR RATED PARTITION
- NON RATED SMOKE SEPARATION
- COMMON TRAVEL DISTANCE
- DEAD END
- MAXIMUM TRAVEL DISTANCE
- MAXIMUM TRAVEL DISTANCE WITHIN DWELLING UNIT

**SYMBOLS LEGEND**

- ILLUMINATED EXIT SIGN (ARROW INDICATES DIRECTION)
- ILLUMINATED EXIT SIGN (ARROW INDICATES DIRECTION)
- WALL MOUNTEDILLUMINATED EXIT SIGN (ARROW INDICATES DIRECTION)
- ILLUMINATED EXIT SIGN
- WALL MOUNTED ILLUMINATED NO EXIT SIGN
- WALL MOUNTED ILLUMINATED NO EXIT SIGN (ROOF ACCESS ONLY)
- ILLUMINATED NO EXIT SIGN
- ILLUMINATED NO EXIT SIGN (ROOF ACCESS ONLY)
- FEC FIRE EXTINGUISHER CABINET
- SPRINKLER HEAD (REFER TO FP DRAWINGS)
- STANDPIPE
- SPRINKLER RISER
- SIAMESE CONNECTION
- SMOKE DETECTOR
- SC SMOKE /CARBON MONOXIDE DETECTOR
- EM CEILING MOUNTED EMERGENCY LIGHT
- EM WALL MOUNTED EMERGENCY LIGHT
- 90 DOOR RATING (MINUTES)

**SYMBOLS LEGEND**

- REVERSIBLE DOOR SWING
- W/D STACKED W/D TO BE REPLACED BY ACCESSIBLE COMBINATION UNIT AT REQUEST OF DWELLING UNIT OWNER
- M MECHANICAL UNIT

KEY PLAN:

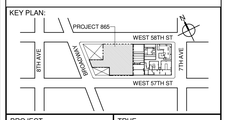


PROJECT NORTH
TRUE NORTH

DEVELOPER:
**EXTELL DEVELOPMENT COMPANY**
805 THIRD AVENUE, 7TH FLOOR
New York, NY 10022 USA
TEL: 212 712 6000 FAX: 212 712 6100

DESIGN ARCHITECT: Base Building Shell & Core
**ADRIAN SMITH + GORDON GILL ARCHITECTURE**
111 WEST MONROE STREET SUITE 2300
CHICAGO IL 60603
TEL: 312 920 1888 FAX: 312 920 1775

ARCHITECT OF RECORD: Base Building Shell & Core
**AAI ARCHITECTS, P.C.**
401 Wellington St. W., 3rd Floor
Toronto, ON M5V 1E7 Canada
TEL: 416 967 1500 FAX: 416 967 7150

STRUCTURAL ENGINEERS:
**WSP CANTOR SEINUK**
228 EAST 45th Street
New York, NY 10017 USA
TEL: 212 687 9888 FAX: 646 487 5501

MEP ENGINEERS:
**AKF GROUP**
1501 Broadway
New York, NY 10036 USA
TEL: 212 354 5656 FAX: 212 354 5668

GEOTECHNICAL ENGINEERS:
**Langan Engineering & Environmental Services**
21 Penn Plaza - 360 West 31st Street, 8th Floor
New York, NY 10001-2727
TEL: 212 479 5400 FAX: 212 479 5444

CODE CONSULTANTS:
**Construction Consulting Associates**
100 Church Street
New York, NY 10007
TEL: 212 385 1818 FAX: 212 385 1911

CURTAINWALL CONSULTANT:
**AJLP Consulting**
40 Worth Street. Suite 826
New York, NY 10013
TEL: 212 757 5659 FAX: 646 219 8508

LANDMARK/PRESERVATION CONSULTANT:
**Higgins Quasebarth & Partners LLC**
11 Hanover Square, 16th Floor
New York, NY 1005
TEL: 212 274 9468 FAX: 646 274 9380

LANDMARK/PRESERVATION CONSULTANT:
**Jan Hird Pokorny Associates, Inc.**
39 West 37th Street, 12A
New York, NY 10018
TEL: 212 759 6462 FAX: 212 759 6540

| No. | DESCRIPTION: | DATE: |
|---|---|---|
| 1 | CD PROGRESS ISSUE 1 | 15 OCT 14 |
| 2 | D.O.B. SUBMISSION | 05 DEC 14 |
| 3 | CD PROGRESS ISSUE 2 | 19 DEC 14 |
| 4 | D.O.B. SUBMISSION | 18 FEB 15 |
| 5 | CD PROGRESS ISSUE 3 | 09 MAR 15 |
| | D.O.B. SUBMISSION | 27 APR 15 |
| 6 | CD PROGRESS ISSUE 4 | 01 JUN 15 |
| | D.O.B. AMENDMENT 2 | 21 SEP 15 |
| 7 | CD PROGRESS ISSUE 6 | 02 NOV 15 |
| 8 | CD PROGRESS ISSUE 7 | 29 JAN 16 |
| 9 | CD ISSUE 8 - GMP SET | 31 MAR 16 |
| 10 | CD BULLETIN ISSUE - 5 | 12 AUG 16 |
| | D.O.B. AMENDMENT 3 | 03 OCT 16 |

0 4' - 0" 8' - 0" 16' - 0"

**D.O.B. SUBMISSION**

Discrepancies must be reported immediately to the Architect before proceeding. Only figured dimensions are to be used. Contractors must check all dimensions on site. This drawing is protected by copyright.

ALL DIMENSIONS ARE SHOWN IN IMPERIAL.

CONSULTANT:
AAI ARCHITECTS, P.C.

PROJECT:
**217 WEST 57TH STREET**
NEW YORK, NY

DRAWING TITLE:
93RD FLOOR PLAN
BUILDING CODE NOTES
(PENHOUSE L3 - TIER 4)
(MFD-131ST FLOOR)

SEAL & SIGNATURE:
REGISTERED ARCHITECT JAMES DAVID PARKER No. 028881 STATE OF NEW YORK

| | |
|---|---|
| DATE: | 15 OCT 14 |
| PROJECT No: | 1216-00 |
| DRAWN: Author | REV: |
| CHK'D: Checker | 10 |
| SCALE: 1/8" = 1'-0" | |
| DWG No: | A-074.01 |
| DOB PAGE No: | 78 of 454 |

DOB EMPLOYEE STAMP:
DOB B-SCAN:

(LAST ISSUES AS - A-066 - CD PROGRESS ISSUE 4/

36" x 48" Arch E, SHEET SIZE

FILE NAME:
PLOT DATE: 10/17/2016 3:55:44 PM

DEPT OF BLDGS 421206505 Job Number
E509620526 Scan Code

| OCCUPANT LOADS SUMMARY 94TH FLOOR PLAN | | | | |
|---|---|---|---|---|
| OCCUPANCY | OCCUPANCY GROUP | AREA | OCCUPANCY LOAD FACTOR | OCCUPANT LOAD |
| MEP | F-2 | 592 SF | 300 SF | 2 |
| MEP | F-2 | 1,464 SF | 300 SF | 5 |
| EMR | F-2 | 198 SF | 300 SF | 1 |
| Grand total | | | | 8 |

| EXIT STAIR SUMMARY - BC TABLE 1005.1 | | | | |
|---|---|---|---|---|
| STAIR DESIGNATION | STAIR WIDTH (IN) | STAIRWAYS (INCHES PER OCCUPANT) | STAIR CAPACITY | STAIR LOAD |
| | | | TOTAL (292) | TOTAL (48) |
| STAIR - A | 44" | 0.3 | 146 | 24 |
| STAIR - B | 44" | 0.3 | 146 | 24 |

| EXIT SELF CLOSING DOOR SUMMARY - BC TABLE 1005.1 | | | | |
|---|---|---|---|---|
| DOOR DESIGNATION | DOOR CLEAR WIDTH (IN) | DOORWAY (INCHES PER OCCUPANT) | DOOR CAPACITY | DOOR LOAD |
| | | | TOTAL (340) | TOTAL (48) |
| STAIR - A - DOOR | 34" | 0.2 | 170 | 24 |
| STAIR - B - DOOR | 34" | 0.2 | 170 | 24 |

| EXIT STAIR TREADS AND RISERS - BC TABLE 1009 | | | | |
|---|---|---|---|---|
| STAIR DESIGNATION | TREAD (IN) | RISER (IN) | NO. RISERS (FLOOR TO FLOOR) | MAX. FLIGHT VERTICAL RISE |
| STAIR - A | 9.5" | 7.38" | 26 | 51.69" |
| STAIR - B | 9.5" | 7.38" | 26 | 51.69" |

| LENGTH OF TRAVEL DISTANCE (WITH SPRINKLER SYSTEM) | | | |
|---|---|---|---|
| OCCUPANCY GROUP | MAX. TRAVEL DISTANCE (BC TABLE 1015.1) | COMMON PATH OF EGRESS TRAVEL (BC 1013.3) | DEAD END (BC 1016.3) |
| R-2 | 200' | 125' | 40' |
| F-2 | 250' | 100' | 50' |

| SUITE EXIT DOOR SUMMARY | |
|---|---|
| DOOR DESIGNATION | DOOR WIDTH (IN) |
| SUITE A DOOR 1 | 36" |
| SUITE A DOOR 2 | 36" |

* F-2 IS ACCESSORY TO RESIDENTIAL R-2

| MULTI DWELLING LAW |
|---|
| SECTION 103.1 (b) EGRESS FROM APARTMENT MAXIMUM TRAVEL DISTANCE TO MEANS OF EGRESS FROM ANY ROOM WITHIN APARTMENT |
| 50' |

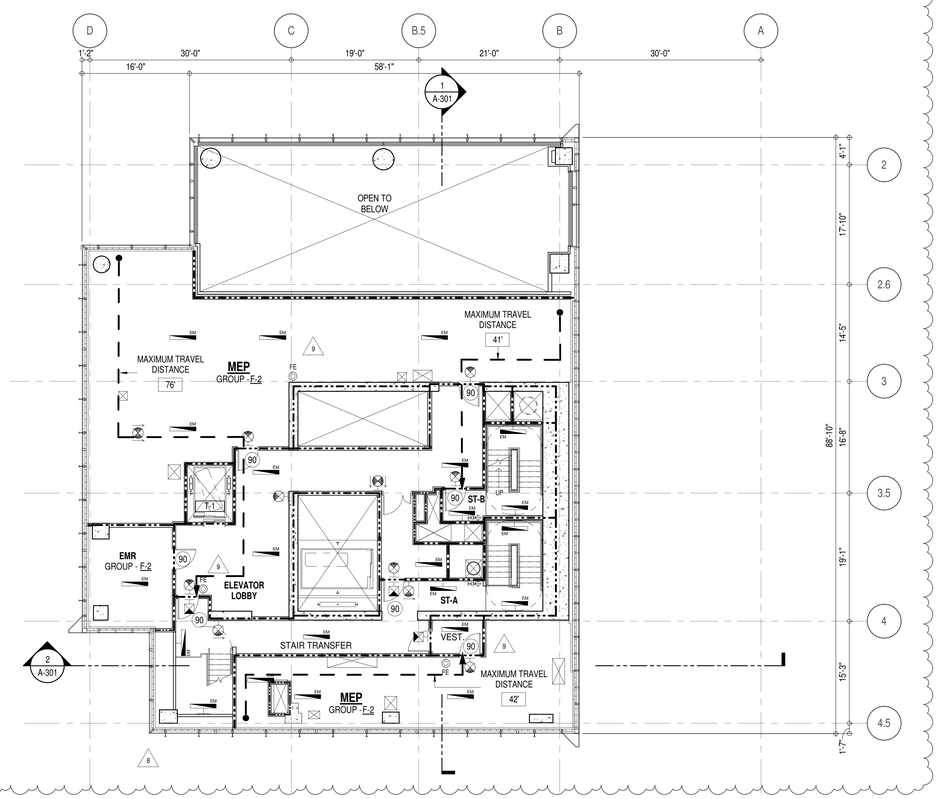


**EGRESS AND FIRE RATING LEGEND**

- ONE HOUR RATED PARTITION
- TWO HOUR RATED PARTITION
- THREE HOUR RATED PARTITION
- FOUR HOUR RATED PARTITION
- NON RATED SMOKE SEPARATION
- COMMON TRAVEL DISTANCE
- DEAD END
- MAXIMUM TRAVEL DISTANCE
- MAXIMUM TRAVEL DISTANCE WITHIN DWELLING UNIT

**SYMBOLS LEGEND**

- ILLUMINATED EXIT SIGN (ARROW INDICATES DIRECTION)
- ILLUMINATED EXIT SIGN (ARROW INDICATES DIRECTION)
- WALL MOUNTEDILLUMINATED EXIT SIGN (ARROW INDICATES DIRECTION)
- ILLUMINATED EXIT SIGN
- WALL MOUNTED ILLUMINATED NO EXIT SIGN
- WALL MOUNTED ILLUMINATED NO EXIT SIGN (ROOF ACCESS ONLY)
- ILLUMINATED NO EXIT SIGN
- ILLUMINATED NO EXIT SIGN (ROOF ACCESS ONLY)
- FEC FIRE EXTINGUISHER CABINET
- SPRINKLER HEAD (REFER TO FP DRAWINGS)
- STANDPIPE
- SPRINKLER RISER
- SIAMESE CONNECTION
- SMOKE DETECTOR
- S/C SMOKE /CARBON MONOXIDE DETECTOR
- EM CEILING MOUNTED EMERGENCY LIGHT
- EM WALL MOUNTED EMERGENCY LIGHT
- 90 DOOR RATING (MINUTES)

**SYMBOLS LEGEND**

- REVERSIBLE DOOR SWING
- W/D STACKED W/D TO BE REPLACED BY ACCESSIBLE COMBINATION UNIT AT REQUEST OF DWELLING UNIT OWNER
- M MECHANICAL UNIT

KEY PLAN:

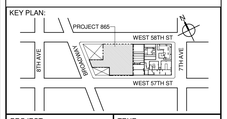


PROJECT NORTH

TRUE NORTH

DEVELOPER:
**EXTELL DEVELOPMENT COMPANY**
805 THIRD AVENUE, 7TH FLOOR
New York, NY 10022 USA
TEL: 212 712 6000 FAX: 212 712 6100

DESIGN ARCHITECT: Base Building Shell & Core
**ADRIAN SMITH + GORDON GILL ARCHITECTURE**
111 WEST MONROE STREET SUITE 2300
CHICAGO IL 60603
TEL: 312 920 1888 FAX: 312 920 1775

ARCHITECT OF RECORD: Base Building Shell & Core
**AAI ARCHITECTS, P.C.**
401 Wellington St. W., 3rd Floor
Toronto, ON M5V 1E7 Canada
TEL: 416 967 1500 FAX: 416 967 7150

STRUCTURAL ENGINEERS:
**WSP CANTOR SEINUK**
228 EAST 45th Street
New York, NY 10017 USA
TEL: 212 687 9888 FAX: 646 487 5501

MEP ENGINEERS:
**AKF GROUP**
1501 Broadway
New York, NY 10036 USA
TEL: 212 354 5656 FAX: 212 354 5668

GEOTECHNICAL ENGINEERS:
**Langan Engineering & Environmental Services**
21 Penn Plaza - 360 West 31st Street, 8th Floor
New York, NY 10001-2727
TEL: 212 479 5400 FAX: 212 479 5444

CODE CONSULTANTS:
**Construction Consulting Associates**
100 Church Street
New York, NY 10007
TEL: 212 385 1818 FAX: 212 385 1911

CURTAINWALL CONSULTANT:
**AJLP Consulting**
40 Worth Street. Suite 826
New York, NY 10013
TEL: 212 757 5659 FAX: 646 219 8508

LANDMARK/PRESERVATION CONSULTANT:
**Higgins Quasebarth & Partners LLC**
11 Hanover Square, 16th Floor
New York, NY 1005
TEL: 212 274 9468 FAX: 646 274 9380

LANDMARK/PRESERVATION CONSULTANT:
**Jan Hird Pokorny Associates, Inc.**
39 West 37th Street, 12A
New York, NY 10018
TEL: 212 759 6462 FAX: 212 759 6540

| No. | DESCRIPTION: | DATE: |
|---|---|---|
| 1 | CD PROGRESS ISSUE 1 | 15 OCT 14 |
| 2 | D.O.B. SUBMISSION | 05 DEC 14 |
| 3 | CD PROGRESS ISSUE 2 | 19 DEC 14 |
| 4 | D.O.B. SUBMISSION | 18 FEB 15 |
| 5 | CD PROGRESS ISSUE 3 | 09 MAR 15 |
| | D.O.B. SUBMISSION | 27 APR 15 |
| 6 | CD PROGRESS ISSUE 4 | 01 JUN 15 |
| | D.O.B. AMENDMENT 2 | 21 SEP 15 |
| 7 | CD PROGRESS ISSUE 6 | 02 NOV 15 |
| 8 | CD PROGRESS ISSUE 7 | 29 JAN 16 |
| 9 | CD ISSUE 8 - GMP SET | 31 MAR 16 |
| | D.O.B. AMENDMENT 3 | 03 OCT 16 |

0 4' - 0" 8' - 0" 16' - 0"

**D.O.B. SUBMISSION**

Discrepancies must be reported immediately to the Architect before proceeding. Only figured dimensions are to be used. Contractors must check all dimensions on site. This drawing is protected by copyright.

ALL DIMENSIONS ARE SHOWN IN IMPERIAL.

CONSULTANT:

AAI ARCHITECTS, P.C.

PROJECT:

**217 WEST 57TH STREET**
NEW YORK, NY

DRAWING TITLE:

94TH FLOOR PLAN
BUILDING CODE NOTES
(MECHANICAL) (MFD-132ND FLOOR)

SEAL & SIGNATURE:

REGISTERED ARCHITECT DAVID JAYNES No. 028881 STATE OF NEW YORK

| | |
|---|---|
| DATE: | 15 OCT 14 |
| PROJECT No: | 1216-00 |
| DRAWN: Author | REV: |
| Checker | 9 |
| SCALE: 1/8" = 1'-0" | |
| DWG No: | A-075.01 |
| DOB PAGE No: | 79 of 454 |

DOB EMPLOYEE STAMP:

DOB B-SCAN:

(LAST ISSUES AS - A-067 - CD PROGRESS ISSUE 4)

36" x 48" Arch E SHEET SIZE
FILE NAME:
PLOT DATE: 10/17/2016 5:55:57 PM

DEPT OF BLDGS 421226305 Job Number
E3407950155 Scan Code

| OCCUPANT LOADS SUMMARY 95TH FLOOR PLAN | | | | |
|---|---|---|---|---|
| OCCUPANCY | OCCUPANCY GROUP | AREA | OCCUPANCY LOAD FACTOR | OCCUPANT LOAD |
| MECHANICAL | F-2 | 3,238 SF | 300 SF | 11 |
| EMR | F-2 | 878 SF | 300 SF | 3 |
| MECHANICAL | F-2 | 909 SF | 300 SF | 4 |
| Grand total | | | | 18 |

| EXIT STAIR SUMMARY - BC TABLE 1005.1 | | | | |
|---|---|---|---|---|
| STAIR DESIGNATION | STAIR WIDTH (IN) | STAIRWAYS (INCHES PER OCCUPANT) | STAIR CAPACITY | STAIR LOAD |
| | | | TOTAL (292) | TOTAL (14) |
| STAIR - A | 44" | 0.3 | 146 | 7 |
| STAIR - B | 44" | 0.3 | 146 | 7 |

| EXIT SELF CLOSING DOOR SUMMARY - BC TABLE 1005.1 | | | | |
|---|---|---|---|---|
| DOOR DESIGNATION | DOOR CLEAR WIDTH (IN) | DOORWAY (INCHES PER OCCUPANT) | DOOR CAPACITY | DOOR LOAD |
| | | | TOTAL (340) | TOTAL (14) |
| STAIR - A - DOOR | 34" | 0.2 | 170 | 7 |
| STAIR - B - DOOR | 34" | 0.2 | 170 | 7 |

| EXIT STAIR TREADS AND RISERS - BC TABLE 1009 | | | | |
|---|---|---|---|---|
| STAIR DESIGNATION | TREAD (IN) | RISER (IN) | NO. RISERS (FLOOR TO FLOOR) | MAX. FLIGHT VERTICAL RISE |
| STAIR - A | 9.5" | 7.69" | 28 | 54.00" |
| STAIR - B | 9.5" | 7.69" | 28 | 54.00" |

| LENGTH OF TRAVEL DISTANCE (WITH SPRINKLER SYSTEM) | | | |
|---|---|---|---|
| OCCUPANCY GROUP | MAX. TRAVEL DISTANCE (BC TABLE 1015.1) | COMMON PATH OF EGRESS TRAVEL (BC 1013.3) | DEAD END (BC 1016.3) |
| F-2 | 250' | 100' | 50' |

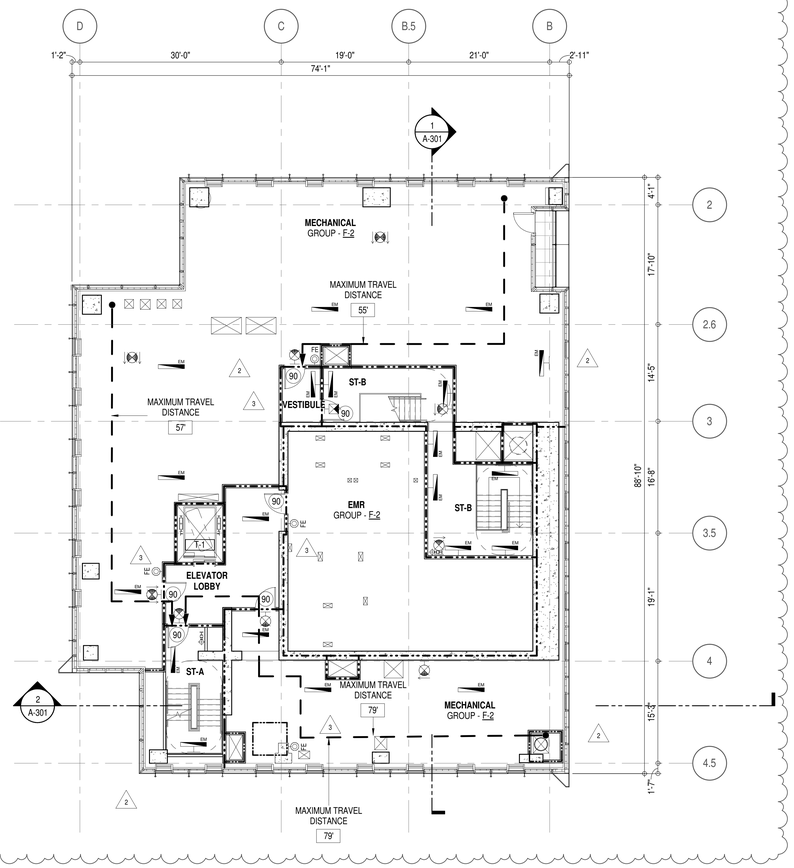


**EGRESS AND FIRE RATING LEGEND**

- ONE HOUR RATED PARTITION
- TWO HOUR RATED PARTITION
- THREE HOUR RATED PARTITION
- FOUR HOUR RATED PARTITION
- NON RATED SMOKE SEPARATION
- COMMON TRAVEL DISTANCE
- DEAD END
- MAXIMUM TRAVEL DISTANCE
- MAXIMUM TRAVEL DISTANCE WITHIN DWELLING UNIT

**SYMBOLS LEGEND**

- ILLUMINATED EXIT SIGN (ARROW INDICATES DIRECTION)
- ILLUMINATED EXIT SIGN (ARROW INDICATES DIRECTION)
- WALL MOUNTEDILLUMINATED EXIT SIGN (ARROW INDICATES DIRECTION)
- ILLUMINATED EXIT SIGN
- WALL MOUNTED ILLUMINATED NO EXIT SIGN
- WALL MOUNTED ILLUMINATED NO EXIT SIGN (ROOF ACCESS ONLY)
- ILLUMINATED NO EXIT SIGN
- ILLUMINATED NO EXIT SIGN (ROOF ACCESS ONLY)
- FEC FIRE EXTINGUISHER CABINET
- SPRINKLER HEAD (REFER TO FP DRAWINGS)
- STANDPIPE
- SPRINKLER RISER
- SIAMESE CONNECTION
- SMOKE DETECTOR
- SC SMOKE /CARBON MONOXIDE DETECTOR
- EM CEILING MOUNTED EMERGENCY LIGHT
- EM WALL MOUNTED EMERGENCY LIGHT
- 90 DOOR RATING (MINUTES)

KEY PLAN:

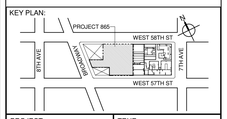


PROJECT NORTH

TRUE NORTH

DEVELOPER:
**EXTELL DEVELOPMENT COMPANY**
805 THIRD AVENUE, 7TH FLOOR
New York, NY 10022 USA
TEL: 212 712 6000 FAX: 212 712 6100

DESIGN ARCHITECT: Base Building Shell & Core
**ADRIAN SMITH + GORDON GILL ARCHITECTURE**
111 WEST MONROE STREET SUITE 2300
CHICAGO IL 60603
TEL: 312 920 1888 FAX: 312 920 1775

ARCHITECT OF RECORD: Base Building Shell & Core
**AAI ARCHITECTS, P.C.**
401 Wellington St. W., 3rd Floor
Toronto, ON M5V 1E7 Canada
TEL: 416 967 1500 FAX: 416 967 7150

STRUCTURAL ENGINEERS:
**WSP CANTOR SEINUK**
228 EAST 45th Street
New York, NY 10017 USA
TEL: 212 687 9888 FAX: 646 487 5501

MEP ENGINEERS:
**AKF GROUP**
1501 Broadway
New York, NY 10036 USA
TEL: 212 354 5656 FAX: 212 354 5668

GEOTECHNICAL ENGINEERS:
**Langan Engineering & Environmental Services**
21 Penn Plaza - 360 West 31st Street, 8th Floor
New York, NY 10001-2727
TEL: 212 479 5400 FAX: 212 479 5444

CODE CONSULTANTS:
**Construction Consulting Associates**
100 Church Street
New York, NY 10007
TEL: 212 385 1818 FAX: 212 385 1911

CURTAINWALL CONSULTANT:
**AJLP Consulting**
40 Worth Street, Suite 826
New York, NY 10013
TEL: 212 757 5659 FAX: 646 219 8508

LANDMARK/PRESERVATION CONSULTANT:
**Higgins Quasebarth & Partners LLC**
11 Hanover Square, 16th Floor
New York, NY 1005
TEL: 212 274 9468 FAX: 646 274 9380

LANDMARK/PRESERVATION CONSULTANT:
**Jan Hird Pokorny Associates, Inc.**
39 West 37th Street, 12A
New York, NY 10018
TEL: 212 759 6462 FAX: 212 759 6540

| No. | DESCRIPTION: | DATE: |
|---|---|---|
| | D.O.B. AMENDMENT 2 | 21 SEP 15 |
| 1 | CD PROGRESS ISSUE 6 | 02 NOV 15 |
| 2 | CD PROGRESS ISSUE 7 | 29 JAN 16 |
| 3 | CD ISSUE 8 - GMP SET | 31 MAR 16 |
| | D.O.B. AMENDMENT 3 | 03 OCT 16 |

**D.O.B. SUBMISSION**

Discrepancies must be reported immediately to the Architect before proceeding. Only figured dimensions are to be used. Contractors must check all dimensions on site. This drawing is protected by copyright.

ALL DIMENSIONS ARE SHOWN IN IMPERIAL.

CONSULTANT:

AAI ARCHITECTS, P.C.

PROJECT:

**217 WEST 57TH STREET**
NEW YORK, NY

DRAWING TITLE:

95TH FLOOR PLAN
BUILDING CODE NOTES (EMR)
(MFD-133RD FLOOR)

SEAL & SIGNATURE:

REGISTERED ARCHITECT STEPHEN DAVID JANNEY AIA 028681 STATE OF NEW YORK

| | |
|---|---|
| DATE: | 21 SEP 15 |
| PROJECT No: | 1216-00 |
| DRAWN: Author | REV: |
| Chk: Checker | 3 |
| SCALE: 1/8" = 1'-0" | |
| DWG No: | A-076.01 |
| DOB PAGE No: | 80 of 454 |

DOB EMPLOYEE STAMP:

DOB B-SCAN:

36" x 48" Arch E, SHEET SIZE
FILE NAME:
PLOT DATE: 10/17/2016 4:07:14 PM

DEPT OF BLDGS 421243305 Job Number
E539995-1969 Scan Code

| OCCUPANT LOADS SUMMARY 96TH FLOOR PLAN | | | | |
|---|---|---|---|---|
| OCCUPANCY | OCCUPANCY GROUP | AREA | OCCUPANCY LOAD FACTOR | OCCUPANT LOAD |
| MECHANICAL | F-2 (300) | 2,577 SF | 300 SF | 9 |
| MASS TUNE DAMPER | F-2 (300) | 2,282 SF | 300 SF | 8 |
| | | | | 17 |

| EXIT STAIR SUMMARY - BC TABLE 1005.1 | | | | |
|---|---|---|---|---|
| STAIR DESIGNATION | STAIR WIDTH (IN) | STAIRWAYS (INCHES PER OCCUPANT) | STAIR CAPACITY | STAIR LOAD |
| | | | TOTAL (292) | TOTAL (16) |
| STAIR - A | 44" | 0.3 | 146 | 8 |
| STAIR - B | 44" | 0.3 | 146 | 8 |

| EXIT SELF CLOSING DOOR SUMMARY - BC TABLE 1005.1 | | | | |
|---|---|---|---|---|
| DOOR DESIGNATION | DOOR CLEAR WIDTH (IN) | DOORWAY (INCHES PER OCCUPANT) | DOOR CAPACITY | DOOR LOAD |
| | | | TOTAL (340) | TOTAL (16) |
| STAIR - A - DOOR | 34" | 0.2 | 170 | 8 |
| STAIR - B - DOOR | 34" | 0.2 | 170 | 8 |

| EXIT STAIR TREADS AND RISERS - BC TABLE 1009 | | | | |
|---|---|---|---|---|
| STAIR DESIGNATION | TREAD (IN) | RISER (IN) | NO. RISERS (FLOOR TO FLOOR) | MAX. FLIGHT VERTICAL RISE |
| STAIR - A | 9.5" | 7.38" | 26 | 51.69" |
| STAIR - B | 9.5" | 7.38" | 26 | 51.69" |

| LENGTH OF TRAVEL DISTANCE (WITH SPRINKLER SYSTEM) | | | |
|---|---|---|---|
| OCCUPANCY GROUP | MAX. TRAVEL DISTANCE (BC TABLE 1015.1) | COMMON PATH OF EGRESS TRAVEL (BC 1013.3) | DEAD END (BC 1016.3) |
| F-2 | 250' | 100' | 50' |

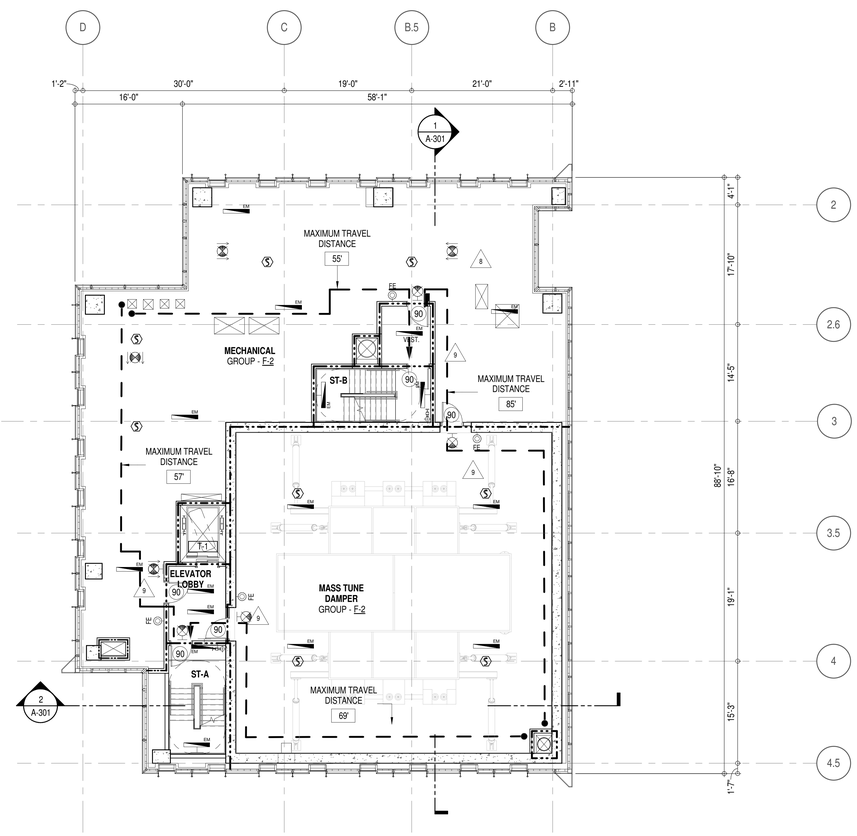


**EGRESS AND FIRE RATING LEGEND**

- ONE HOUR RATED PARTITION
- TWO HOUR RATED PARTITION
- THREE HOUR RATED PARTITION
- FOUR HOUR RATED PARTITION
- NON RATED SMOKE SEPARATION
- COMMON TRAVEL DISTANCE
- DEAD END
- MAXIMUM TRAVEL DISTANCE
- MAXIMUM TRAVEL DISTANCE WITHIN DWELLING UNIT

**SYMBOLS LEGEND**

- ILLUMINATED EXIT SIGN (ARROW INDICATES DIRECTION)
- ILLUMINATED EXIT SIGN (ARROW INDICATES DIRECTION)
- WALL MOUNTED/ILLUMINATED EXIT SIGN (ARROW INDICATES DIRECTION)
- ILLUMINATED EXIT SIGN
- WALL MOUNTED ILLUMINATED NO EXIT SIGN
- WALL MOUNTED ILLUMINATED NO EXIT SIGN (ROOF ACCESS ONLY)
- ILLUMINATED NO EXIT SIGN
- ILLUMINATED NO EXIT SIGN (ROOF ACCESS ONLY)
- FEC FIRE EXTINGUISHER CABINET
- SPRINKLER HEAD (REFER TO FP DRAWINGS)
- STANDPIPE
- SPRINKLER RISER
- SIAMESE CONNECTION
- SMOKE DETECTOR
- SC SMOKE /CARBON MONOXIDE DETECTOR
- EM CEILING MOUNTED EMERGENCY LIGHT
- EM WALL MOUNTED EMERGENCY LIGHT
- 90 DOOR RATING (MINUTES)

KEY PLAN:

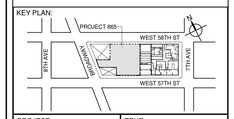


PROJECT NORTH

TRUE NORTH

DEVELOPER:
**EXTELL DEVELOPMENT COMPANY**
805 THIRD AVENUE, 7TH FLOOR
New York, NY 10022 USA
TEL: 212 712 6000 FAX: 212 712 6100

DESIGN ARCHITECT: Base Building Shell & Core
**ADRIAN SMITH + GORDON GILL ARCHITECTURE**
111 WEST MONROE STREET SUITE 2300
CHICAGO IL 60603
TEL: 312 920 1888 FAX: 312 920 1775

ARCHITECT OF RECORD: Base Building Shell & Core
**AAI ARCHITECTS, P.C.**
401 Wellington St. W., 3rd Floor
Toronto, ON M5V 1E7 Canada
TEL: 416 967 1500 FAX: 416 967 7150

STRUCTURAL ENGINEERS:
**WSP CANTOR SEINUK**
228 EAST 45th Street
New York, NY 10017 USA
TEL: 212 687 9888 FAX: 646 487 5501

MEP ENGINEERS:
**AKF GROUP**
1501 Broadway
New York, NY 10036 USA
TEL: 212 354 5656 FAX: 212 354 5668

GEOTECHNICAL ENGINEERS:
**Langan Engineering & Environmental Services**
21 Penn Plaza - 360 West 31st Street, 8th Floor
New York, NY 10001-2727
TEL: 212 479 5400 FAX: 212 479 5444

CODE CONSULTANTS:
**Construction Consulting Associates**
100 Church Street
New York, NY 10007
TEL: 212 385 1818 FAX: 212 385 1911

CURTAINWALL CONSULTANT:
**AJLP Consulting**
40 Worth Street, Suite 826
New York, NY 10013
TEL: 212 757 5659 FAX: 646 219 8508

LANDMARK/PRESERVATION CONSULTANT:
**Higgins Quasebarth & Partners LLC**
11 Hanover Square, 16th Floor
New York, NY 1005
TEL: 212 274 9468 FAX: 646 274 9380

LANDMARK/PRESERVATION CONSULTANT:
**Jan Hird Pokorny Associates, Inc.**
39 West 37th Street, 12A
New York, NY 10018
TEL: 212 759 6462 FAX: 212 759 6540

| No. | DESCRIPTION: | DATE: |
|---|---|---|
| 1 | CD PROGRESS ISSUE 1 | 15 OCT 14 |
| 2 | D.O.B. SUBMISSION | 05 DEC 14 |
| 3 | CD PROGRESS ISSUE 2 | 19 DEC 14 |
| 4 | D.O.B. SUBMISSION | 18 FEB 15 |
| 5 | CD PROGRESS ISSUE 3 | 09 MAR 15 |
| | D.O.B. SUBMISSION | 27 APR 15 |
| 6 | CD PROGRESS ISSUE 4 | 01 JUN 15 |
| | D.O.B. AMENDMENT 2 | 21 SEP 15 |
| 7 | CD PROGRESS ISSUE 6 | 02 NOV 15 |
| 8 | CD PROGRESS ISSUE 7 | 29 JAN 16 |
| 9 | CD ISSUE 8 - GMP SET | 31 MAR 16 |
| | D.O.B. AMENDMENT 3 | 03 OCT 16 |

**D.O.B. SUBMISSION**

Discrepancies must be reported immediately to the Architect before proceeding. Only figured dimensions are to be used. Contractors must check all dimensions on site. This drawing is protected by copyright.

ALL DIMENSIONS ARE SHOWN IN IMPERIAL.

CONSULTANT:

AAI ARCHITECTS, P.C.

PROJECT:

**217 WEST 57TH STREET**
NEW YORK, NY

DRAWING TITLE:

96TH FLOOR PLAN
BUILDING CODE NOTES (DAMPER)
(MFD-134TH FLOOR)

SEAL & SIGNATURE:

REGISTERED ARCHITECT ANDRE DAVID JAMES STATE OF NEW YORK 028883

| | |
|---|---|
| DATE: | 15 OCT 14 |
| PROJECT No: | 1216-00 |
| DRAWN: Author | REV: |
| Chk'r: Checker | 9 |
| SCALE: 1/8" = 1'-0" | |
| DWG No: | A-077.01 |
| DOB PAGE No: | 81 of 454 |

DOB EMPLOYEE STAMP:

DOB B-SCAN:

/LAST ISSUES AS - A-069 - CD PROGRESS ISSUE 4/

36" x 48" Arch E SHEET SIZE

FILE NAME:
PLOT DATE: 10/17/2016 5:57:17 PM

DEPT OF BLDGS 421206305 Job Number
E388143235 Scan Code

**OCCUPANT LOADS SUMMARY 97TH FLOOR PLAN**

| OCCUPANCY | OCCUPANCY GROUP | AREA | OCCUPANCY LOAD FACTOR | OCCUPANT LOAD |
|---|---|---|---|---|
| MECHANICAL | F-2 (300) 9 | 2,647 SF | 300 SF | 9 9 |

**OCCUPANT LOADS SUMMARY 98TH FLOOR PLAN**

| OCCUPANCY | OCCUPANCY GROUP | AREA | OCCUPANCY LOAD FACTOR | OCCUPANT LOAD |
|---|---|---|---|---|
| MECHANICAL | F-2 (300) | 223 SF | 300 SF | 1 |

**EXIT STAIR SUMMARY - BC TABLE 1005.1**

| STAIR DESIGNATION | STAIR WIDTH (IN) | STAIRWAYS (INCHES PER OCCUPANT) | STAIR CAPACITY | STAIR LOAD |
|---|---|---|---|---|
| | | | TOTAL (292) | TOTAL (10) |
| STAIR - A | 44" | 0.3 | 146 | 5 |
| STAIR - B | 44" | 0.3 | 146 | 5 |

**EXIT SELF CLOSING DOOR SUMMARY - BC TABLE 1005.1**

| DOOR DESIGNATION | DOOR CLEAR WIDTH (IN) | DOORWAY (INCHES PER OCCUPANT) | DOOR CAPACITY | DOOR LOAD |
|---|---|---|---|---|
| | | | TOTAL (340) | TOTAL (10) |
| STAIR - A - DOOR | 34" | 0.2 | 170 | 5 |
| STAIR - B - DOOR | 34" | 0.2 | 170 | 5 |

**EXIT STAIR TREADS AND RISERS - BC TABLE 1009**

| STAIR DESIGNATION | TREAD (IN) | RISER (IN) | NO. RISERS (FLOOR TO FLOOR) | MAX. FLIGHT VERTICAL RISE |
|---|---|---|---|---|
| STAIR - A | 9.5" | 7.62" | 54 | 82.50" |
| STAIR - B | 9.5" | 7.62" | 54 | 68.81" |

**LENGTH OF TRAVEL DISTANCE (WITH SPRINKLER SYSTEM)**

| OCCUPANCY GROUP | MAX. TRAVEL DISTANCE (BC TABLE 1015.1) | COMMON PATH OF EGRESS TRAVEL (BC 1013.3) | DEAD END (BC 1016.3) |
|---|---|---|---|
| F-2 | 250' | 100' | 50' |

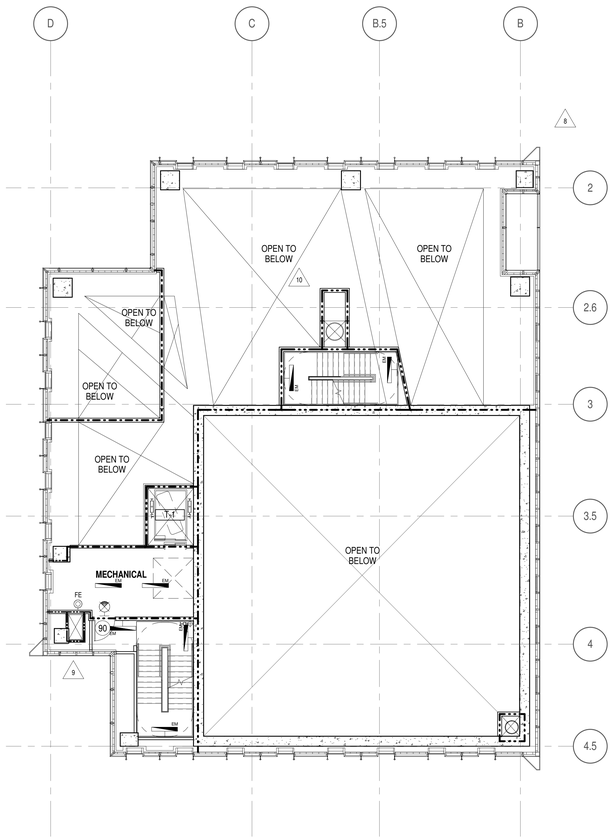


3 **98TH FLOOR**
A-301
1/8" = 1'-0"

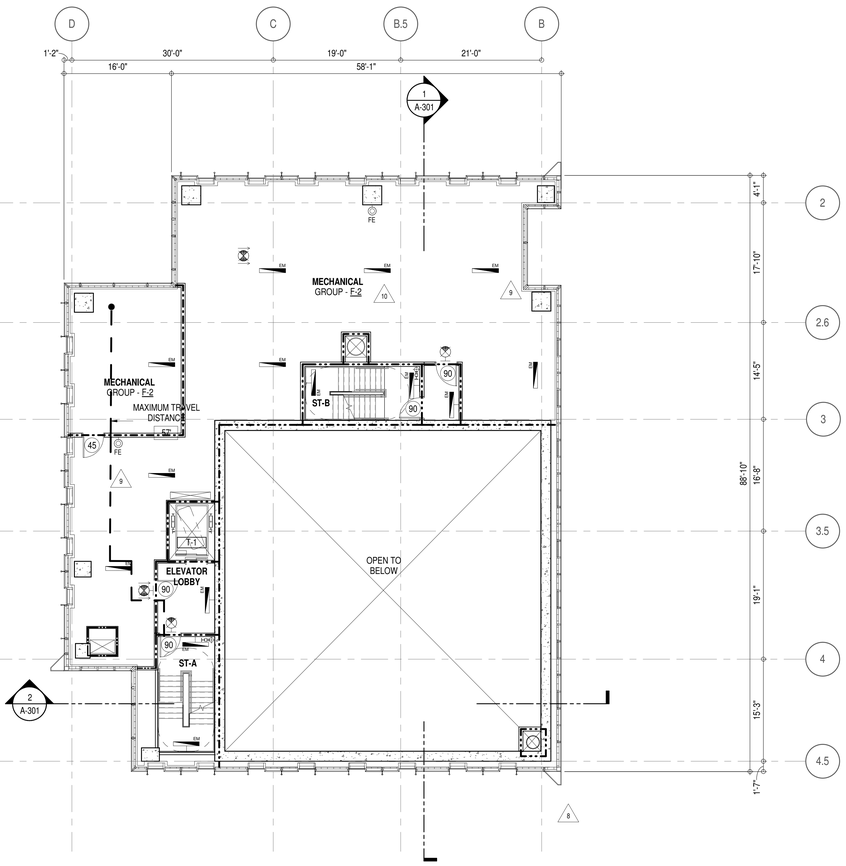


1 **97TH FLOOR**
A-301
1/8" = 1'-0"

7

**EGRESS AND FIRE RATING LEGEND**

- ONE HOUR RATED PARTITION
- TWO HOUR RATED PARTITION
- THREE HOUR RATED PARTITION
- FOUR HOUR RATED PARTITION
- NON RATED SMOKE SEPARATION
- COMMON TRAVEL DISTANCE
- DEAD END
- MAXIMUM TRAVEL DISTANCE
- MAXIMUM TRAVEL DISTANCE WITHIN DWELLING UNIT

**SYMBOLS LEGEND**

- ILLUMINATED EXIT SIGN (ARROW INDICATES DIRECTION)
- ILLUMINATED EXIT SIGN (ARROW INDICATES DIRECTION)
- WALL MOUNTED/ILLUMINATED EXIT SIGN (ARROW INDICATES DIRECTION)
- ILLUMINATED EXIT SIGN
- WALL MOUNTED ILLUMINATED NO EXIT SIGN
- WALL MOUNTED ILLUMINATED NO EXIT SIGN (ROOF ACCESS ONLY)
- ILLUMINATED NO EXIT SIGN
- ILLUMINATED NO EXIT SIGN (ROOF ACCESS ONLY)
- FEC FIRE EXTINGUISHER CABINET
- SPRINKLER HEAD (REFER TO FP DRAWINGS)
- STANDPIPE
- SPRINKLER RISER
- SIAMESE CONNECTION
- SMOKE DETECTOR
- SC SMOKE /CARBON MONOXIDE DETECTOR
- EM CEILING MOUNTED EMERGENCY LIGHT
- EM WALL MOUNTED EMERGENCY LIGHT
- 90 DOOR RATING (MINUTES)

KEY PLAN:

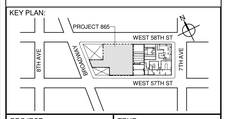


PROJECT NORTH

TRUE NORTH

DEVELOPER:
***EXTELL DEVELOPMENT COMPANY***
805 THIRD AVENUE, 7TH FLOOR
New York, NY 10022 USA
TEL: 212 712 6000 FAX: 212 712 6100

DESIGN ARCHITECT: Base Building Shell & Core
***ADRIAN SMITH + GORDON GILL ARCHITECTURE***
111 WEST MONROE STREET SUITE 2300
CHICAGO IL 60603
TEL: 312 920 1888 FAX: 312 920 1775

ARCHITECT OF RECORD: Base Building Shell & Core
***AAI ARCHITECTS, P.C.***
401 Wellington St. W., 3rd Floor
Toronto, ON M5V 1E7 Canada
TEL: 416 967 1500 FAX: 416 967 7150

STRUCTURAL ENGINEERS:
***WSP CANTOR SEINUK***
228 EAST 45th Street
New York, NY 10017 USA
TEL: 212 687 9888 FAX: 646 487 5501

MEP ENGINEERS:
***AKF GROUP***
1501 Broadway
New York, NY 10036 USA
TEL: 212.354.5656 FAX: 212 354 5668

GEOTECHNICAL ENGINEERS:
***Langan Engineering & Environmental Services***
21 Penn Plaza - 360 West 31st Street, 8th Floor
New York, NY 10001-2727
TEL: 212 479 5400 FAX: 212 479 5444

CODE CONSULTANTS:
***Construction Consulting Associates***
100 Church Street
New York, NY 10007
TEL: 212 385 1818 FAX: 212 385 1911

CURTAINWALL CONSULTANT:
***AJLP Consulting***
40 Worth Street, Suite 826
New York, NY 10013
TEL: 212 757 5659 FAX: 646 219 8508

LANDMARK/PRESERVATION CONSULTANT:
***Higgins Quasebarth & Partners LLC***
11 Hanover Square, 16th Floor
New York, NY 1005
TEL: 212 274 9468 FAX: 646 274 9380

LANDMARK/PRESERVATION CONSULTANT:
***Jan Hird Pokorny Associates, Inc.***
39 West 37th Street, 12A
New York, NY 10018
TEL: 212 759 6462 FAX: 212 759 6540

| No. | DESCRIPTION: | DATE: |
|---|---|---|
| 1 | CD PROGRESS ISSUE 1 | 15 OCT 14 |
| 2 | D.O.B. SUBMISSION | 05 DEC 14 |
| 3 | CD PROGRESS ISSUE 2 | 19 DEC 14 |
| 4 | D.O.B. SUBMISSION | 18 FEB 15 |
| 5 | CD PROGRESS ISSUE 3 | 09 MAR 15 |
| | D.O.B. SUBMISSION | 27 APR 15 |
| 6 | CD PROGRESS ISSUE 4 | 01 JUN 15 |
| | D.O.B. AMENDMENT 2 | 21 SEP 15 |
| 7 | CD PROGRESS ISSUE 6 | 02 NOV 15 |
| 8 | CD PROGRESS ISSUE 7 | 29 JAN 16 |
| 9 | CD ISSUE 8 - GMP SET | 31 MAR 16 |
| 10 | CD BULLETIN ISSUE - 7 | 14 SEP 16 |
| | D.O.B. AMENDMENT 3 | 03 OCT 16 |

**D.O.B. SUBMISSION**

Discrepancies must be reported immediately to the Architect before proceeding. Only figured dimensions are to be used. Contractors must check all dimensions on site. This drawing is protected by copyright.

ALL DIMENSIONS ARE SHOWN IN IMPERIAL.

CONSULTANT:

AAI ARCHITECTS, P.C.

PROJECT:

**217 WEST 57TH STREET**
NEW YORK, NY

DRAWING TITLE:

97TH AND 98TH FLOOR PLANS BUILDING CODE NOTES (MECHANICAL) (MFD-135TH-136TH FLOOR)

SEAL & SIGNATURE:

REGISTERED ARCHITECT ANDREW DAVID JAGGER No. 028881 STATE OF NEW YORK

| | |
|---|---|
| DATE: | 15 OCT 14 |
| PROJECT No: | 1216-00 |
| DRAWN: Author | REV: |
| CHK: Checker | 10 |
| SCALE: 1/8" = 1'-0" | |
| DWG No: | A-079.01 |
| DOB PAGE No: | 82 of 454 |

DOB EMPLOYEE STAMP:

DOB B-SCAN:

/LAST ISSUES AS - A-070 - CD PROGRESS ISSUE 4/

36" x 48" Arch E, SHEET SIZE
FILE NAME:
PLOT DATE: 10/17/2016 5:54:49 PM

| EXIT STAIR SUMMARY - BC TABLE 1005.1 | | | | |
|---|---|---|---|---|
| STAIR DESIGNATION | STAIR WIDTH (IN) | STAIRWAYS (INCHES PER OCCUPANT) | STAIR CAPACITY | STAIR LOAD |
| | | | TOTAL (292) | TOTAL (17) |
| STAIR - A | 44" | 0.3 | 146 | 8 |
| STAIR - B | 44" | 0.3 | 146 | 9 |

| EXIT SELF CLOSING DOOR SUMMARY - BC TABLE 1005.1 | | | | |
|---|---|---|---|---|
| DOOR DESIGNATION | DOOR CLEAR WIDTH (IN) | DOORWAY (INCHES PER OCCUPANT) | DOOR CAPACITY | DOOR LOAD |
| | | | TOTAL (340) | TOTAL (17) |
| STAIR - A - DOOR | 34" | 0.2 | 170 | 8 |
| STAIR - B - DOOR | 34" | 0.2 | 170 | 9 |

| EXIT STAIR TREADS AND RISERS - BC TABLE 1009 | | | | |
|---|---|---|---|---|
| STAIR DESIGNATION | TREAD (IN) | RISER (IN) | NO. RISERS (FLOOR TO FLOOR) | MAX. FLIGHT VERTICAL RISE |
| STAIR - A | 9.5" | 7.75" | 23 | 85.12" |
| STAIR - B | 9.5" | 7.75" | 23 | 85.12" |

| LENGTH OF TRAVEL DISTANCE (WITH SPRINKLER SYSTEM) | | | |
|---|---|---|---|
| OCCUPANCY GROUP | MAX. TRAVEL DISTANCE (BC TABLE 1015.1) | COMMON PATH OF EGRESS TRAVEL (BC 1013.3) | DEAD END (BC 1016.3) |
| F-2 | 250' | 100' | 50' |

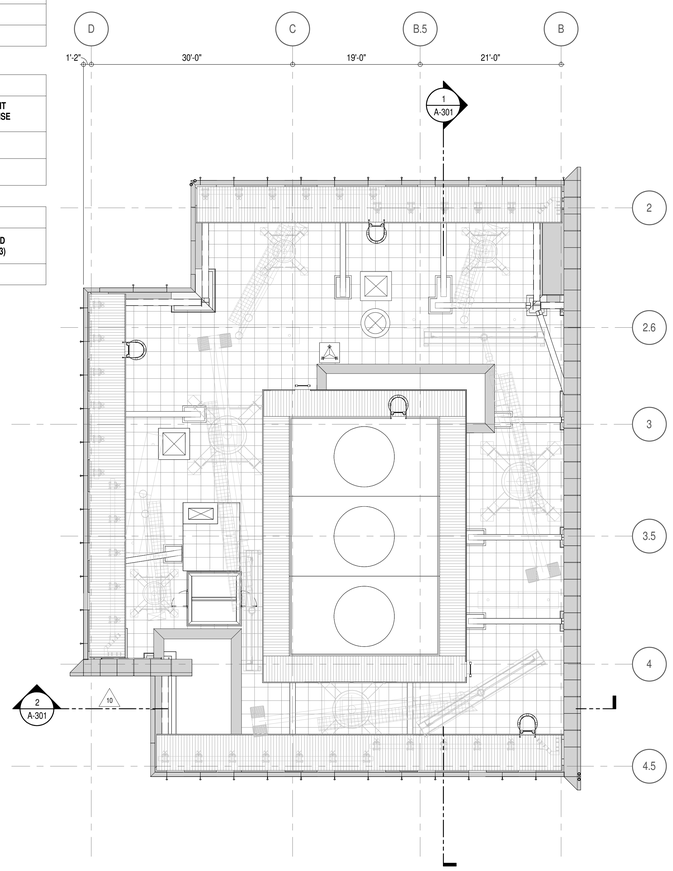


2 ROOF TOP STRUCTURES PLAN
A-301
1/8" = 1'-0"

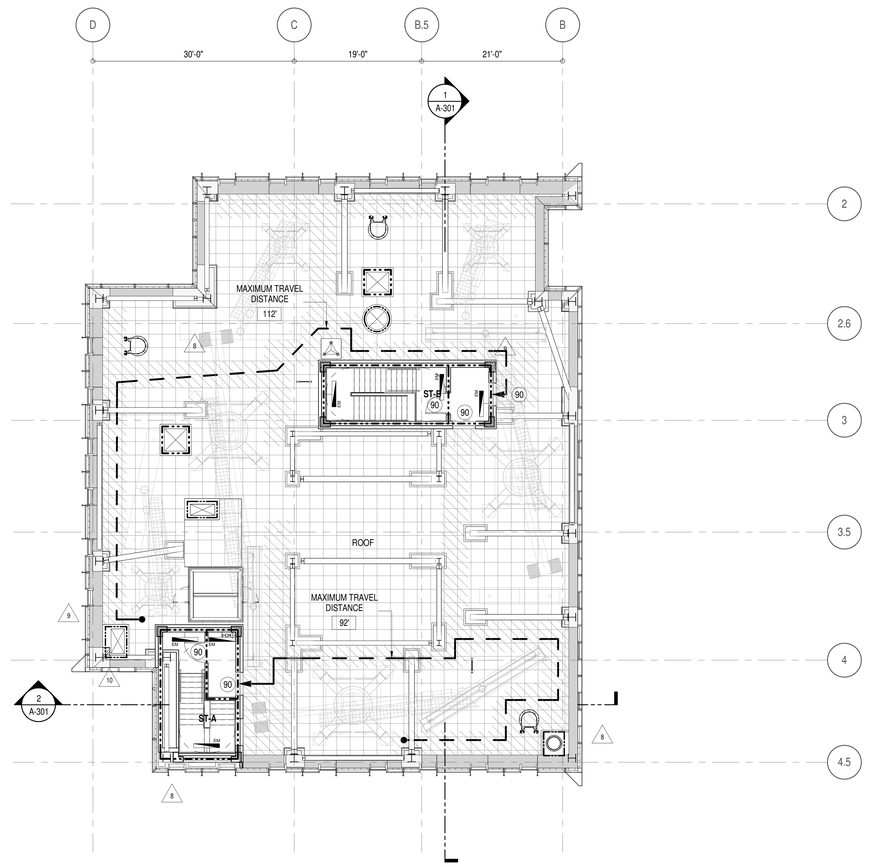


1 99TH FLOOR ROOF PLAN
A-301
1/8" = 1'-0"

7

**EGRESS AND FIRE RATING LEGEND**

- ONE HOUR RATED PARTITION
- TWO HOUR RATED PARTITION
- THREE HOUR RATED PARTITION
- FOUR HOUR RATED PARTITION
- NON RATED SMOKE SEPARATION
- COMMON TRAVEL DISTANCE
- DEAD END
- MAXIMUM TRAVEL DISTANCE
- MAXIMUM TRAVEL DISTANCE WITHIN DWELLING UNIT

**SYMBOLS LEGEND**

- ILLUMINATED EXIT SIGN (ARROW INDICATES DIRECTION)
- ILLUMINATED EXIT SIGN (ARROW INDICATES DIRECTION)
- WALL MOUNTEDILLUMINATED EXIT SIGN (ARROW INDICATES DIRECTION)
- ILLUMINATED EXIT SIGN
- WALL MOUNTED ILLUMINATED NO EXIT SIGN
- WALL MOUNTED ILLUMINATED NO EXIT SIGN (ROOF ACCESS ONLY)
- ILLUMINATED NO EXIT SIGN
- ILLUMINATED NO EXIT SIGN (ROOF ACCESS ONLY)
- FEC FIRE EXTINGUISHER CABINET
- SPRINKLER HEAD (REFER TO FP DRAWINGS)
- STANDPIPE
- SPRINKLER RISER
- SIAMESE CONNECTION
- SMOKE DETECTOR
- SC SMOKE /CARBON MONOXIDE DETECTOR
- EM CEILING MOUNTED EMERGENCY LIGHT
- EM WALL MOUNTED EMERGENCY LIGHT
- 90 DOOR RATING (MINUTES)


DEPT OF BLDGS 421263825 Job Number
E351726505A6 Scan Code
36" x 48" Arch E - SHEET SIZE
FILE NAME:
PLOT DATE: 10/17/2016 3:58:55 PM
/LAST ISSUES AS - A-071 - CD PROGRESS ISSUE 4/


KEY PLAN:

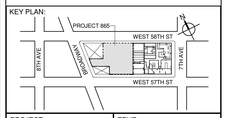


PROJECT NORTH

TRUE NORTH


DEVELOPER:
**EXTELL DEVELOPMENT COMPANY**
805 THIRD AVENUE, 7TH FLOOR
New York, NY 10022 USA
TEL: 212 712 6000 FAX: 212 712 6100

DESIGN ARCHITECT: Base Building Shell & Core
**ADRIAN SMITH + GORDON GILL ARCHITECTURE**
111 WEST MONROE STREET SUITE 2300
CHICAGO IL 60603
TEL: 312 920 1888 FAX: 312 920 1775

ARCHITECT OF RECORD: Base Building Shell & Core
**AAI ARCHITECTS, P.C.**
401 Wellington St. W., 3rd Floor
Toronto, ON M5V 1E7 Canada
TEL: 416 967 1500 FAX: 416 967 7150

STRUCTURAL ENGINEERS:
**WSP CANTOR SEINUK**
228 EAST 45th Street
New York, NY 10017 USA
TEL: 212 687 9888 FAX: 646 487 5501

MEP ENGINEERS:
**AKF GROUP**
1501 Broadway
New York, NY 10036 USA
TEL: 212 354 5656 FAX: 212 354 5668

GEOTECHNICAL ENGINEERS:
**Langan Engineering & Environmental Services**
21 Penn Plaza - 360 West 31st Street, 8th Floor
New York, NY 10001-2727
TEL: 212 479 5400 FAX: 212 479 5444

CODE CONSULTANTS:
**Construction Consulting Associates**
100 Church Street
New York, NY 10007
TEL: 212 385 1818 FAX: 212 385 1911

CURTAINWALL CONSULTANT:
**AJLP Consulting**
40 Worth Street, Suite 826
New York, NY 10013
TEL: 212 757 5659 FAX: 646 219 8508

LANDMARK/PRESERVATION CONSULTANT:
**Higgins Quasebarth & Partners LLC**
11 Hanover Square, 16th Floor
New York, NY 1005
TEL: 212 274 9468 FAX: 646 274 9380

LANDMARK/PRESERVATION CONSULTANT:
**Jan Hird Pokorny Associates, Inc.**
39 West 37th Street, 12A
New York, NY 10018
TEL: 212 759 6462 FAX: 212 759 6540


| No. | DESCRIPTION: | DATE: |
|---|---|---|
| 1 | CD PROGRESS ISSUE 1 | 15 OCT 14 |
| 2 | D.O.B. SUBMISSION | 05 DEC 14 |
| 3 | CD PROGRESS ISSUE 2 | 19 DEC 14 |
| 4 | D.O.B. SUBMISSION | 18 FEB 15 |
| 5 | CD PROGRESS ISSUE 3 | 09 MAR 15 |
| | D.O.B. SUBMISSION | 27 APR 15 |
| 6 | CD PROGRESS ISSUE 4 | 01 JUN 15 |
| | D.O.B. AMENDMENT 2 | 21 SEP 15 |
| 7 | CD PROGRESS ISSUE 6 | 02 NOV 15 |
| 8 | CD PROGRESS ISSUE 7 | 29 JAN 16 |
| 9 | CD ISSUE 8 - GMP SET | 31 MAR 16 |
| 10 | CD BULLETIN ISSUE - 7 | 14 SEP 16 |
| | D.O.B. AMENDMENT 3 | 03 OCT 16 |

**D.O.B. SUBMISSION**


Discrepancies must be reported immediately to the Architect before proceeding. Only figured dimensions are to be used. Contractors must check all dimensions on site. This drawing is protected by copyright.


ALL DIMENSIONS ARE SHOWN IN IMPERIAL.

CONSULTANT:

AAI ARCHITECTS, P.C.

PROJECT:

**217 WEST 57TH STREET**
NEW YORK, NY

DRAWING TITLE:

99TH FLOOR AND ROOF PLAN
BUILDING CODE NOTES (ROOF)
(MFD-137TH FLOOR)

SEAL & SIGNATURE:

REGISTERED ARCHITECT JAMES DAVID JAMES 026851 STATE OF NEW YORK

| | |
|---|---|
| DATE: | 15 OCT 14 |
| PROJECT No: | 1216-00 |
| DRAWN: Author | REV.: |
| Chk: Checker | 10 |
| SCALE: 1/8" = 1'-0" | |
| DWG No: | A-080.01 |
| DOB PAGE No: | 83 of 454 |

DOB EMPLOYEE STAMP:

DOB B-SCAN:

DEPT OF BLDGS 121236305 Job Number
E364169995 Scan Code

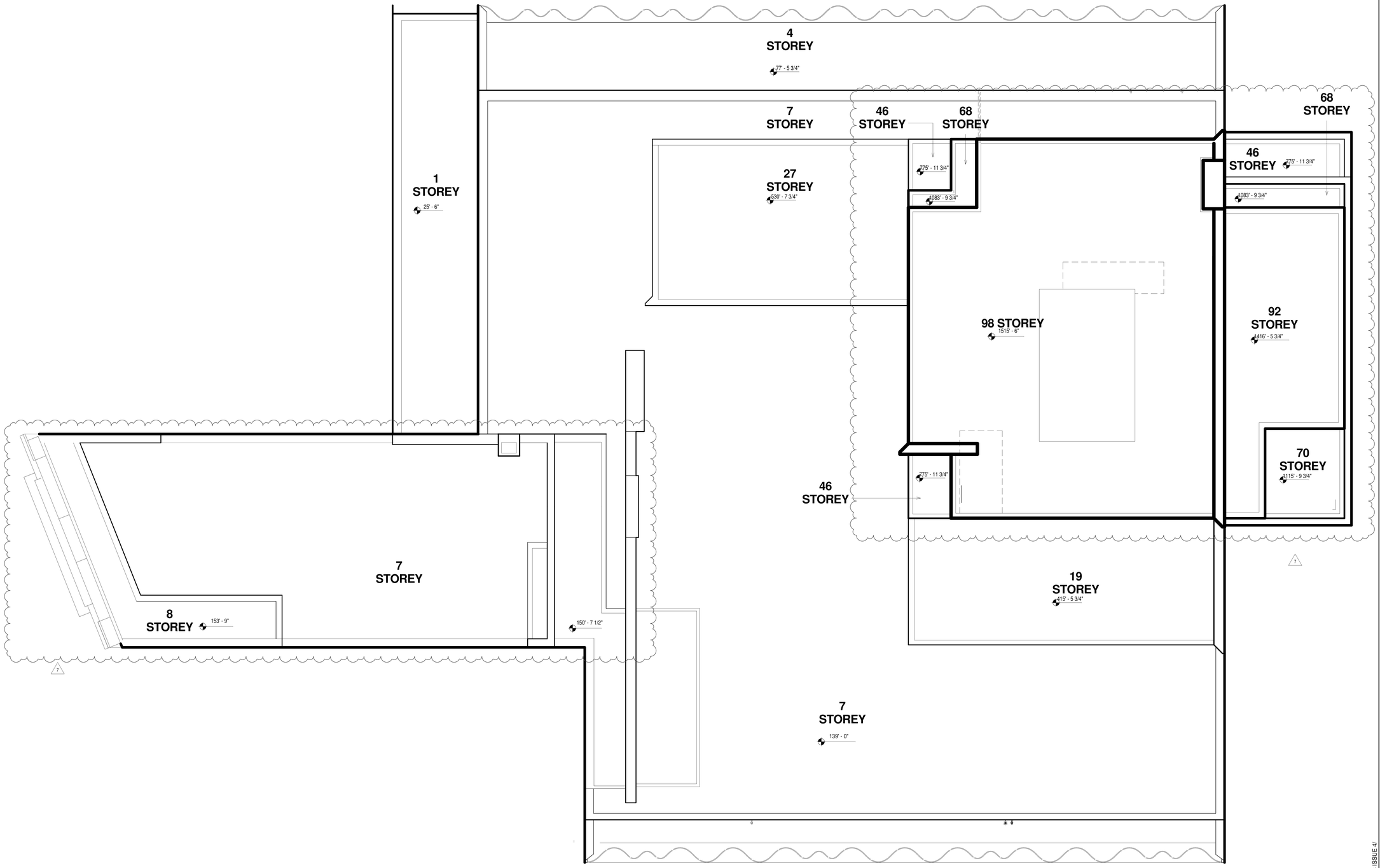


KEY PLAN:

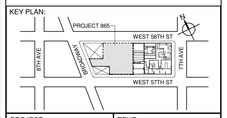


PROJECT NORTH | TRUE NORTH

DEVELOPER:
***EXTELL DEVELOPMENT COMPANY***
805 THIRD AVENUE, 7TH FLOOR
New York, NY 10022 USA
TEL: 212 712 6000 FAX: 212 712 6100

DESIGN ARCHITECT: Base Building Shell & Core
***ADRIAN SMITH + GORDON GILL ARCHITECTURE***
111 WEST MONROE STREET SUITE 2300
CHICAGO IL 60603
TEL: 312 920 1888 FAX: 312 920 1775

ARCHITECT OF RECORD: Base Building Shell & Core
***AAI ARCHITECTS, P.C.***
401 Wellington St. W., 3rd Floor
Toronto, ON M5V 1E7 Canada
TEL: 416 967 1500 FAX: 416 967 7150

STRUCTURAL ENGINEERS:
***WSP CANTOR SEINUK***
228 EAST 45th Street
New York, NY 10017 USA
TEL: 212 687 9888 FAX: 646 487 5501

MEP ENGINEERS:
***AKF GROUP***
1501 Broadway
New York, NY 10036 USA
TEL: 212 354 5656 FAX: 212 354 5668

GEOTECHNICAL ENGINEERS:
***Langan Engineering & Environmental Services***
21 Penn Plaza - 360 West 31st Street, 8th Floor
New York, NY 10001-2727
TEL: 212 479 5400 FAX: 212 479 5444

CODE CONSULTANTS:
***Construction Consulting Associates***
100 Church Street
New York, NY 10007
TEL: 212 385 1818 FAX: 212 385 1911

CURTAINWALL CONSULTANT:
***AJLP Consulting***
40 Worth Street. Suite 826
New York, NY 10013
TEL: 212 757 5659 FAX: 646 219 8508

LANDMARK/PRESERVATION CONSULTANT:
***Higgins Quasebarth & Partners LLC***
11 Hanover Square, 16th Floor
New York, NY 1005
TEL: 212 274 9468 FAX: 646 274 9380

LANDMARK/PRESERVATION CONSULTANT:
***Jan Hird Pokorny Associates, Inc.***
39 West 37th Street, 12A
New York, NY 10018
TEL: 212 759 6462 FAX: 212 759 6540

| No. | DESCRIPTION: | DATE: |
|---|---|---|
| 1 | CD PROGRESS ISSUE 1 | 15 OCT 14 |
| 2 | D.O.B. SUBMISSION | 05 DEC 14 |
| 3 | CD PROGRESS ISSUE 2 | 19 DEC 14 |
| 4 | D.O.B. SUBMISSION | 18 FEB 15 |
| 5 | CD PROGRESS ISSUE 3 | 09 MAR 15 |
| | D.O.B. SUBMISSION | 27 APR 15 |
| 6 | CD PROGRESS ISSUE 4 | 01 JUN 15 |
| | D.O.B. AMENDMENT 2 | 21 SEP 15 |
| 7 | CD PROGRESS ISSUE 6 | 02 NOV 15 |
| 8 | CD PROGRESS ISSUE 7 | 29 JAN 16 |
| 9 | CD ISSUE 8 - GMP SET | 31 MAR 16 |
| | D.O.B. AMENDMENT 3 | 03 OCT 16 |

**D.O.B. SUBMISSION**

Discrepancies must be reported immediately to the Architect before proceeding. Only figured dimensions are to be used. Contractors must check all dimensions on site. This drawing is protected by copyright.

ALL DIMENSIONS ARE SHOWN IN IMPERIAL.

CONSULTANT: AAI ARCHITECTS, P.C.

PROJECT:
**217 WEST 57TH STREET**
NEW YORK, NY

DRAWING TITLE:
OVERALL ROOF PLAN

SEAL & SIGNATURE: REGISTERED ARCHITECT JOSE DAVID JAUREGI STATE OF NEW YORK 028881

| | |
|---|---|
| DATE: | 15 OCT 14 |
| PROJECT No: | 1216-00 |
| DRAWN: Author | REV: |
| Chk'd: Checker | 9 |
| SCALE: 1/8" = 1'-0" | |
| DWG No: | A-081.01 |
| DOB PAGE No: | 84 of 454 |

DOB EMPLOYEE STAMP: DOB B-SCAN:

/LAST ISSUES AS - A-072 - CD PROGRESS ISSUE 4/

36" x 48" Arch E SHEET SIZE

FILE NAME:
PLOT DATE: 10/17/2016 6:04:16 PM

DEPT OF BLDGS 121328205 Job Number

ES231938868 Scan Code

36" x 48" Arch E -SHEET SIZE

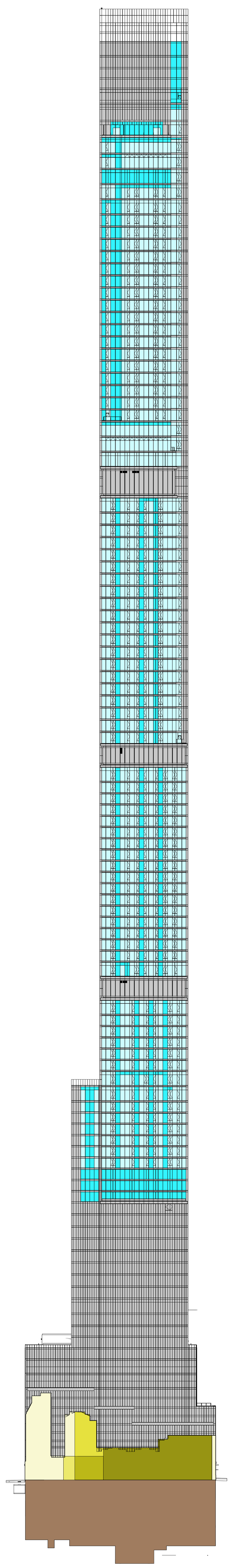

## 5 EAST ELEVATION
1/64" = 1'-0"

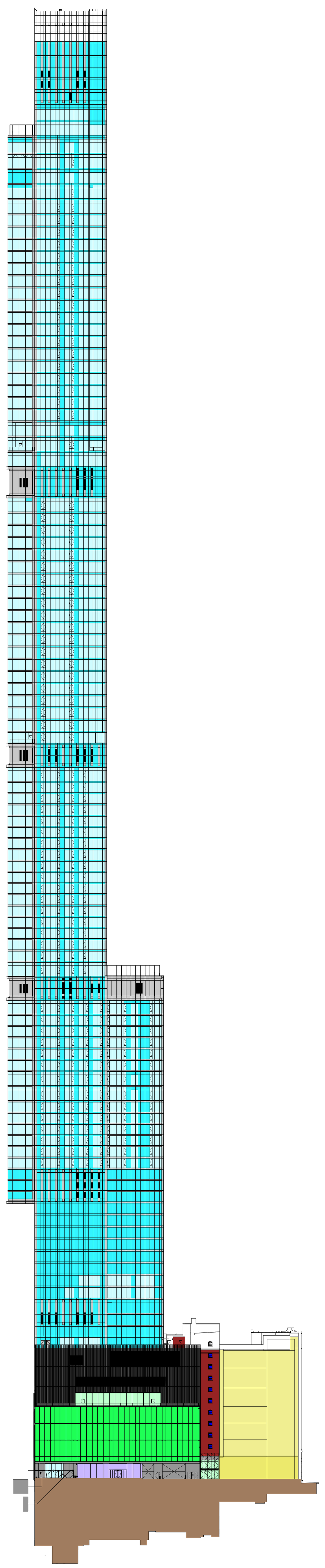

## 4 NORTH ELEVATION - WEST 56TH STREET
1/64" = 1'-0"

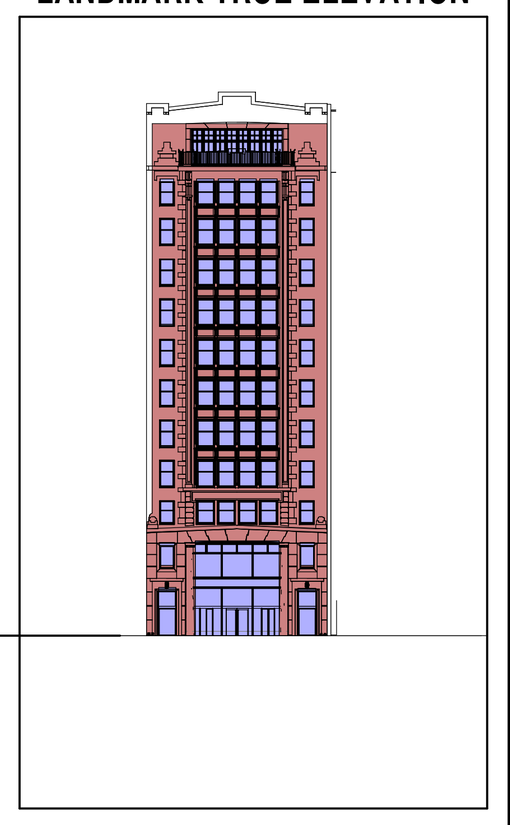

LANDMARK TRUE ELEVATION

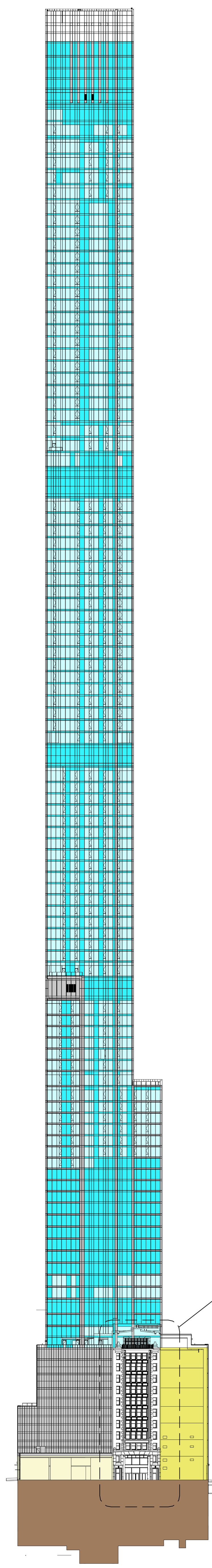

## 3 WEST ELEVATION - BROADWAY
1/64" = 1'-0"

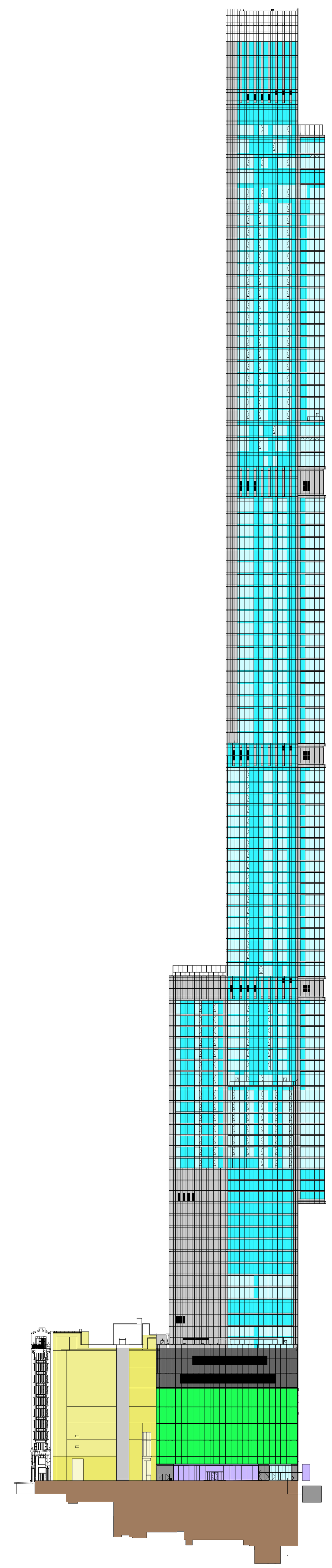

## 2 SOUTH ELEVATION - WEST 57TH STREET
1/64" = 1'-0"

**BUILDING ENVELOPE - SOUTH ELEVATION**

| ID | CONSTRUCTION MATERIAL | AREA TOTAL (SF) | % OF TOTAL | U-VALUE | SHGC |
|---|---|---|---|---|---|
| A | GLAZING VISION (I.G.U.) | 58429 | 29.18% | 0.38 | 0.28 |
| B | GLAZING SPANDRAL (I.G.U.) | 58477 | 29.20% | 0.17 | N/A |
| C | ARCHITECTUAL METAL PANEL (INSULATED) | 45692 | 22.82% | 0.05 | N/A |
| D | PODIUM METAL PANEL (INSULATED) | 982 | 0.49% | 0.07 | N/A |
| E | AIR WELL LOUVER (NON-ACTIVE) | 4570 | 2.28% | 0.10 | N/A |
| F | LOUVER (ACTIVE) | 2355 | 1.18% | 12.00 | N/A |
| G | PODIUM CURVED LOUVER | 0 | 0.00% | 0.22 | N/A |
| H | RETAIL GLAZING VISION (CURVED) | 13759 | 6.87% | 0.55 | 0.52 |
| J | RETAIL GLAZING VISION (I.G.U.) | 0 | 0.00% | 0.31 | 0.60 |
| K | RETAIL GLAZING VISION (STORE FRONT) | 1803 | 0.90% | 0.95 | 0.80 |
| L1 | ADJACENT BUILDING WALL AREA (LOT LINE) | 763 | 0.38% | 0.35 | N/A |
| L2 | ADJACENT BUILDING WALL AREA (LOT LINE) | 0 | 0.00% | 0.63 | N/A |
| L3 | ADJACENT BUILDING WALL AREA (LOT LINE) | 8503 | 4.25% | 0.43 | N/A |
| L4 | ADJACENT BUILDING WALL AREA (LOT LINE) | 4923 | 2.46% | 0.35 | N/A |
| L5 | ADJACENT BUILDING WALL AREA (LOT LINE) | 0 | 0.00% | 0.27 | N/A |
| L6 | ADJACENT BUILDING WALL AREA (LOT LINE) | 0 | 0.00% | 0.20 | N/A |
| J7 | ADJACENT BUILDING WALL AREA (LOT LINE) | 0 | 0.00% | 0.09 | N/A |
| M | LANDMARK RECONSTRUCTION WALL AREA | 0 | 0.00% | 0.08 | N/A |
| N | LANDMARK RECONSTRUCTION WINDOW AREA | 0 | 0.00% | 0.95 | 0.80 |
| P | LANDMARK WALL AREA | 0 | 0.00% | 0.50 | N/A |
| Q | LANDMARK WINDOW AREA | 0 | 0.00% | 0.95 | 0.80 |
| | TOTAL | 200256 | 100.00% | | |
| | | | | | |
| R | BELOW GRADE (WALLS 100% BELOW GRADE) | 14224 | 24.42% | N/R | N/R |

**BUILDING ENVELOPE - WEST ELEVATION**

| ID | CONSTRUCTION MATERIAL | AREA TOTAL (SF) | % OF TOTAL | U-VALUE | SHGC |
|---|---|---|---|---|---|
| A | GLAZING VISION (I.G.U.) | 64904 | 39.60% | 0.38 | 0.28 |
| B | GLAZING SPANDRAL (I.G.U.) | 55240 | 33.70% | 0.17 | N/A |
| C | ARCHITECTUAL METAL PANEL (INSULATED) | 25990 | 15.86% | 0.05 | N/A |
| D | PODIUM METAL PANEL (INSULATED) | 0 | 0.00% | 0.07 | N/A |
| E | AIR WELL LOUVER (NON-ACTIVE) | 0 | 0.00% | 0.10 | N/A |
| F | LOUVER (ACTIVE) | 90 | 0.05% | 12.00 | N/A |
| G | PODIUM CURVED LOUVER | 0 | 0.00% | 0.22 | N/A |
| H | RETAIL GLAZING VISION (CURVED) | 0 | 0.00% | 0.55 | 0.52 |
| J | RETAIL GLAZING VISION (I.G.U.) | 0 | 0.00% | 0.31 | 0.60 |
| K | RETAIL GLAZING VISION (STORE FRONT) | 0 | 0.00% | 0.95 | 0.80 |
| L1 | ADJACENT BUILDING WALL AREA (LOT LINE) | 2573 | 1.57% | 0.35 | N/A |
| L2 | ADJACENT BUILDING WALL AREA (LOT LINE) | 0 | 0.00% | 0.63 | N/A |
| L3 | ADJACENT BUILDING WALL AREA (LOT LINE) | 0 | 0.00% | 0.43 | N/A |
| L4 | ADJACENT BUILDING WALL AREA (LOT LINE) | 7124 | 4.35% | 0.35 | N/A |
| L5 | ADJACENT BUILDING WALL AREA (LOT LINE) | 0 | 0.00% | 0.27 | N/A |
| L6 | ADJACENT BUILDING WALL AREA (LOT LINE) | 0 | 0.00% | 0.20 | N/A |
| J7 | ADJACENT BUILDING WALL AREA (LOT LINE) | 0 | 0.00% | 0.09 | N/A |
| M | LANDMARK RECONSTRUCTION WALL AREA | 0 | 0.00% | 0.08 | N/A |
| N | LANDMARK RECONSTRUCTION WINDOW AREA | 0 | 0.00% | 0.95 | 0.80 |
| P | LANDMARK WALL AREA | 4858 | 2.96% | 0.50 | N/A |
| Q | LANDMARK WINDOW AREA | 3139 | 1.91% | 0.95 | 0.80 |
| | TOTAL | 163918 | 100.00% | | |
| | | | | | |
| R | BELOW GRADE (WALLS 100% BELOW GRADE) | 14490 | 24.87% | N/R | N/R |

**BUILDING ENVELOPE - NORTH ELEVATION**

| ID | CONSTRUCTION MATERIAL | AREA TOTAL (SF) | % OF TOTAL | U-VALUE | SHGC |
|---|---|---|---|---|---|
| A | GLAZING VISION (I.G.U.) | 83293 | 41.60% | 0.38 | 0.28 |
| B | GLAZING SPANDRAL (I.G.U.) | 53174 | 26.56% | 0.17 | N/A |
| C | ARCHITECTUAL METAL PANEL (INSULATED) | 22639 | 11.31% | 0.05 | N/A |
| D | PODIUM METAL PANEL (INSULATED) | 2064 | 1.03% | 0.07 | N/A |
| E | AIR WELL LOUVER (NON-ACTIVE) | 0 | 0.00% | 0.10 | N/A |
| F | LOUVER (ACTIVE) | 3340 | 1.67% | 12.00 | N/A |
| G | PODIUM CURVED LOUVER | 7083 | 3.54% | 0.22 | N/A |
| H | RETAIL GLAZING VISION (CURVED) | 12000 | 5.99% | 0.55 | 0.52 |
| J | RETAIL GLAZING VISION (I.G.U.) | 1700 | 0.85% | 0.31 | 0.60 |
| K | RETAIL GLAZING VISION (STORE FRONT) | 1083 | 0.54% | 0.95 | 0.80 |
| L1 | ADJACENT BUILDING WALL AREA (LOT LINE) | 0 | 0.00% | 0.35 | N/A |
| L2 | ADJACENT BUILDING WALL AREA (LOT LINE) | 0 | 0.00% | 0.63 | N/A |
| L3 | ADJACENT BUILDING WALL AREA (LOT LINE) | 9460 | 4.73% | 0.43 | N/A |
| L4 | ADJACENT BUILDING WALL AREA (LOT LINE) | 1985 | 0.99% | 0.35 | N/A |
| L5 | ADJACENT BUILDING WALL AREA (LOT LINE) | 0 | 0.00% | 0.27 | N/A |
| L6 | ADJACENT BUILDING WALL AREA (LOT LINE) | 0 | 0.00% | 0.20 | N/A |
| J7 | ADJACENT BUILDING WALL AREA (LOT LINE) | 0 | 0.00% | 0.09 | N/A |
| M | LANDMARK RECONSTRUCTION WALL AREA | 2287 | 1.14% | 0.08 | N/A |
| N | LANDMARK RECONSTRUCTION WINDOW AREA | 97 | 0.05% | 0.95 | 0.80 |
| P | LANDMARK WALL AREA | 0 | 0.00% | 0.50 | N/A |
| Q | LANDMARK WINDOW AREA | 0 | 0.00% | 0.95 | 0.80 |
| | TOTAL | 200205 | 100.00% | | |
| | | | | | |
| R | BELOW GRADE (WALLS 100% BELOW GRADE) | 15048 | 25.83% | N/R | N/R |

**BUILDING ENVELOPE - EAST ELEVATION**

| ID | CONSTRUCTION MATERIAL | AREA TOTAL (SF) | % OF TOTAL | U-VALUE | SHGC |
|---|---|---|---|---|---|
| A | GLAZING VISION (I.G.U.) | 61486 | 37.77% | 0.38 | 0.28 |
| B | GLAZING SPANDRAL (I.G.U.) | 20232 | 12.43% | 0.17 | N/A |
| C | ARCHITECTUAL METAL PANEL (INSULATED) | 71018 | 43.63% | 0.05 | N/A |
| D | PODIUM METAL PANEL (INSULATED) | 0 | 0.00% | 0.07 | N/A |
| E | AIR WELL LOUVER (NON-ACTIVE) | 0 | 0.00% | 0.10 | N/A |
| F | LOUVER (ACTIVE) | 49 | 0.03% | 12.00 | N/A |
| G | PODIUM CURVED LOUVER | 0 | 0.00% | 0.22 | N/A |
| H | RETAIL GLAZING VISION (CURVED) | 0 | 0.00% | 0.55 | 0.52 |
| J | RETAIL GLAZING VISION (I.G.U.) | 0 | 0.00% | 0.31 | 0.60 |
| K | RETAIL GLAZING VISION (STORE FRONT) | 0 | 0.00% | 0.95 | 0.80 |
| L1 | ADJACENT BUILDING WALL AREA (LOT LINE) | 3311 | 2.03% | 0.35 | N/A |
| L2 | ADJACENT BUILDING WALL AREA (LOT LINE) | 0 | 0.00% | 0.63 | N/A |
| L3 | ADJACENT BUILDING WALL AREA (LOT LINE) | 0 | 0.00% | 0.43 | N/A |
| L4 | ADJACENT BUILDING WALL AREA (LOT LINE) | 299 | 0.18% | 0.35 | N/A |
| L5 | ADJACENT BUILDING WALL AREA (LOT LINE) | 1056 | 0.65% | 0.27 | N/A |
| L6 | ADJACENT BUILDING WALL AREA (LOT LINE) | 748 | 0.46% | 0.20 | N/A |
| J7 | ADJACENT BUILDING WALL AREA (LOT LINE) | 4591 | 2.82% | 0.09 | N/A |
| M | LANDMARK RECONSTRUCTION WALL AREA | 0 | 0.00% | 0.08 | N/A |
| N | LANDMARK RECONSTRUCTION WINDOW AREA | 0 | 0.00% | 0.95 | 0.80 |
| P | LANDMARK WALL AREA | 0 | 0.00% | 0.50 | N/A |
| Q | LANDMARK WINDOW AREA | 0 | 0.00% | 0.95 | 0.80 |
| | TOTAL | 162790 | 100.00% | | |
| | | | | | |
| R | BELOW GRADE (WALLS 100% BELOW GRADE) | 14490 | 24.87% | N/R | N/R |

**BUILDING ENVELOPE SUMMARY CHART - GROSS WALL AREA**

| ID | CONSTRUCTION MATERIAL | AREA TOTAL (SF) | % OF TOTAL | U-VALUE | SHGC |
|---|---|---|---|---|---|
| A | GLAZING VISION (I.G.U.) | 268112 | 36.87% | 0.38 | 0.28 |
| B | GLAZING SPANDRAL (I.G.U.) | 187123 | 25.73% | 0.17 | N/A |
| C | ARCHITECTUAL METAL PANEL (INSULATED) | 165339 | 22.74% | 0.05 | N/A |
| D | PODIUM METAL PANEL (INSULATED) | 3046 | 0.42% | 0.07 | N/A |
| E | AIR WELL LOUVER (NON-ACTIVE) | 4570 | 0.63% | 0.10 | N/A |
| F | LOUVER (ACTIVE) | 5834 | 0.80% | 12.00 | N/A |
| G | PODIUM CURVED LOUVER | 7083 | 0.97% | 0.22 | N/A |
| H | RETAIL GLAZING VISION (CURVED) | 25759 | 3.54% | 0.55 | 0.52 |
| J | RETAIL GLAZING VISION (I.G.U.) | 1700 | 0.23% | 0.31 | 0.60 |
| K | RETAIL GLAZING VISION (STORE FRONT) | 2886 | 0.40% | 0.95 | 0.80 |
| L1 | ADJACENT BUILDING WALL AREA (LOT LINE) | 6647 | 0.91% | 0.35 | N/A |
| L2 | ADJACENT BUILDING WALL AREA (LOT LINE) | 0 | 0.00% | 0.63 | N/A |
| L3 | ADJACENT BUILDING WALL AREA (LOT LINE) | 17963 | 2.47% | 0.43 | N/A |
| L4 | ADJACENT BUILDING WALL AREA (LOT LINE) | 14331 | 1.97% | 0.35 | N/A |
| L5 | ADJACENT BUILDING WALL AREA (LOT LINE) | 1056 | 0.15% | 0.27 | N/A |
| L6 | ADJACENT BUILDING WALL AREA (LOT LINE) | 748 | 0.10% | 0.20 | N/A |
| J7 | ADJACENT BUILDING WALL AREA (LOT LINE) | 4591 | 0.63% | 0.09 | N/A |
| M | LANDMARK RECONSTRUCTION WALL AREA | 2287 | 0.31% | 0.08 | N/A |
| N | LANDMARK RECONSTRUCTION WINDOW AREA | 97 | 0.01% | 0.95 | 0.80 |
| P | LANDMARK WALL AREA | 4858 | 0.67% | 0.50 | N/A |
| Q | LANDMARK WINDOW AREA | 3139 | 0.43% | 0.95 | 0.80 |
| | TOTAL | 727169 | 100.00% | | |
| | | | | | |
| R | BELOW GRADE (WALLS 100% BELOW GRADE) | 58252 | 100.00% | N/R | N/R |

**BUILDING ROOF, SOFFIT, AND SLAB ON GRADE SUMMARY CHART**

| ID | CONSTRUCTION MATERIAL | AREA TOTAL (SF) | % OF TOTAL | U-VALUE | SHGC |
|---|---|---|---|---|---|
| S | ROOF (RT-01 & RT-02) | 45302 | 100.00% | 0.05 | N/A |
| T | SOFFIT (INSULATED) | 4227 | 100.00% | 0.05 | N/A |
| U | SLAB ON GRADE | 40704 | 100.00% | N/R | N/R |

**BUILDING ENVELOPE DESIGN INTENT ASSEMBLIES**

| ID | CONSTRUCTION MATERIAL | U-VALUE | SHGC | ASSEMBLY DETAILS |
|---|---|---|---|---|
| A | GLAZING VISION (I.G.U.) | 0.38 | 0.28 | ZONE W-A (GL-01, GL-05), W-B, W-E (GL-03, GL-06), W-21, W-31 (GL-05) |
| B | GLAZING SPANDRAL (I.G.U.) | 0.17 | N/A | ZONE W-A (GL-02), W-B, W-E (G-L04). |
| C | ARCHITECTUAL METAL PANEL (INSULATED) | 0.05 | N/A | ZONE W-C, W-D, |
| D | PODIUM METAL PANEL (INSULATED) | 0.07 | N/A | ZONE W-23, W-33, W-34 |
| E | AIR WELL LOUVER (NON-ACTIVE) | 0.10 | N/A | ZONE W-27 |
| F | LOUVER (ACTIVE) | 12.00 | N/A | MECHANICAL LOUVER |
| G | PODIUM CURVED LOUVER | 0.22 | N/A | ZONE W-37 |
| H | RETAIL GLAZING VISION (CURVED) | 0.55 | 0.52 | ZONE W-25 (GL-51) |
| J | RETAIL GLAZING VISION (I.G.U.) | 0.31 | 0.60 | W-36 (GL-54) |
| K | RETAIL GLAZING VISION (STORE FRONT) | 0.95 | 0.80 | ZONE W-22, W-32 (GL-53). |
| L1 | ADJACENT BUILDING WALL AREA (LOT LINE) | 0.35 | N/A | ZONE W-F. CMU WALL |
| L2 | ADJACENT BUILDING WALL AREA (LOT LINE) | 0.63 | N/A | ZONE W-F. SOLID CONCRETE WALL 12" |
| L3 | ADJACENT BUILDING WALL AREA (LOT LINE) | 0.43 | N/A | ZONE W-F. SOLID CONCRETE WALL 20" |
| L4 | ADJACENT BUILDING WALL AREA (LOT LINE) | 0.35 | N/A | ZONE W-F. SOLID CONCRETE WALL 24" |
| L5 | ADJACENT BUILDING WALL AREA (LOT LINE) | 0.27 | N/A | ZONE W-F. SOLID CONCRETE WALL 30" |
| L6 | ADJACENT BUILDING WALL AREA (LOT LINE) | 0.20 | N/A | ZONE W-F. SOLID CONCRETE WALL 36" |
| J7 | ADJACENT BUILDING WALL AREA (LOT LINE) | 0.09 | N/A | ZONE W-F. SOLID CONCRETE WALL 52" |
| M | LANDMARK RECONSTRUCTION WALL AREA | 0.08 | N/A | ZONE W-13. 4" BRICK, 2" INSULATION, 8" CMU GROUTED |
| N | LANDMARK RECONSTRUCTION WINDOW AREA | 0.95 | 0.80 | SINGLE GLAZED UNIT |
| P | LANDMARK WALL AREA | 0.50 | N/A | ZONE W-11, W-12. STONE AND BRICK ON 10" CMU GROUTED (EXISTING |
| Q | LANDMARK WINDOW AREA | 0.95 | 0.80 | SINGLE GLAZED UNIT |
| R | BELOW GRADE (WALLS 100% BELOW GRADE) | N/R | N/R | CONCRETE WALL THICKNESS VARIES (MIN. 12"). |
| | | | | |
| S | ROOF (RT-01 & RT-02) | 0.05 | N/A | R-20 INSULATION COMPLETELY ABOVE DECK |
| T | SOFFIT (INSULATED) | 0.05 | N/A | R-20 INSULATION ABOVE METAL PANEL |
| U | SLAB ON GRADE (UNHEATED) | N/R | N/R/ | CONCRETE SLAB |

## 1 ENERGY AREA SUMMARY
12" = 1'-0"

**AREA ID LEGEND**

| | |
|---|---|
| A | |
| B | |
| C | |
| D | |
| E | |
| F | |
| G | |
| H | |
| J | |
| K | |
| L1 | |
| L2 | |
| L3 | |
| L4 | |
| L5 | |
| L6 | |
| L7 | |
| M | |
| N | |
| P | |
| Q | |
| R | |

KEY PLAN:

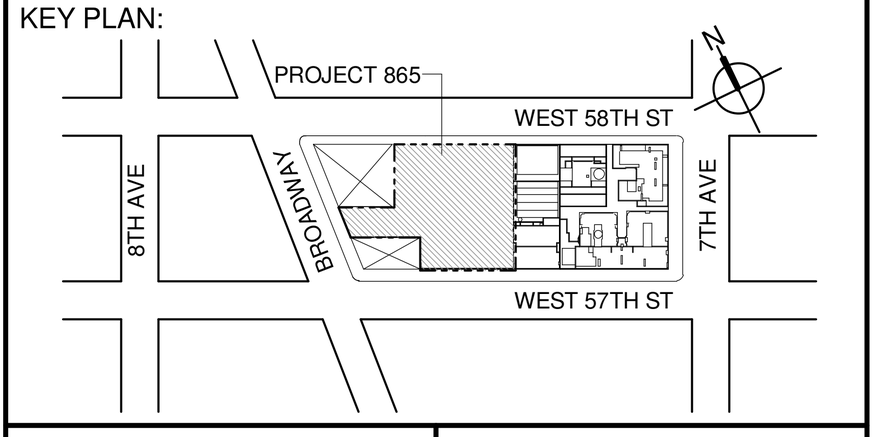


PROJECT NORTH

TRUE NORTH


DEVELOPER:
***EXTELL DEVELOPMENT COMPANY***
805 THIRD AVENUE, 7TH FLOOR
New York, NY 10022 USA
TEL: 212 712 6000 FAX: 212 712 6100

DESIGN ARCHITECT: Base Building Shell & Core
***ADRIAN SMITH + GORDON GILL ARCHITECTURE***
111 WEST MONROE STREET SUITE 2300
CHICAGO IL 60603
TEL: 312 920 1888 FAX: 312 920 1775

ARCHITECT OF RECORD: Base Building Shell & Core
***AAI ARCHITECTS, P.C.***
401 Wellington St. W., 3rd Floor
Toronto, ON M5V 1E7 Canada
TEL: 416 967 1500 FAX: 416 967 7150

STRUCTURAL ENGINEERS:
***WSP CANTOR SEINUK***
228 EAST 45th Street
New York, NY 10017 USA
TEL: 212 687 9888 FAX: 646 487 5501

MEP ENGINEERS:
***AKF GROUP***
1501 Broadway
New York, NY 10036 USA
TEL: 212 354 5656 FAX: 212 354 5668

GEOTECHNICAL ENGINEERS:
***Langan Engineering & Environmental Services***
21 Penn Plaza - 360 West 31st Street, 8th Floor
New York, NY 10001-2727
TEL: 212 479 5400 FAX: 212 479 5444

CODE CONSULTANTS:
***Construction Consulting Associates***
100 Church Street
New York, NY 10007
TEL: 212 385 1818 FAX: 212 385 1911

CURTAINWALL CONSULTANT:
***AJLP Consulting***
40 Worth Street. Suite 826
New York, NY 10013
TEL: 212 757 5659 FAX: 646 219 8508

LANDMARK/PRESERVATION CONSULTANT:
***Higgins Quasebarth & Partners LLC***
11 Hanover Square, 16th Floor
New York, NY 1005
TEL: 212 274 9468 FAX: 646 274 9380

LANDMARK/PRESERVATION CONSULTANT:
***Jan Hird Pokorny Associates, Inc.***
39 West 37th Street, 12A
New York, NY 10018
TEL: 212 759 6462 FAX: 212 759 6540


| No. | DESCRIPTION: | DATE: |
|---|---|---|
| 1 | D.O.B. SUBMISSION | 05 DEC 14 |
| 2 | CD PROGRESS ISSUE 2 | 19 DEC 14 |
| 3 | D.O.B. SUBMISSION | 18 FEB 15 |
| 4 | CD PROGRESS ISSUE 3 | 09 MAR 15 |
| | D.O.B. SUBMISSION | 27 APR 15 |
| 5 | CD PROGRESS ISSUE 4 | 01 JUN 15 |
| | D.O.B. AMENDMENT 2 | 21 SEP 15 |
| 6 | CD PROGRESS ISSUE 6 | 02 NOV 15 |
| 7 | CD PROGRESS ISSUE 7 | 29 JAN 16 |
| 8 | CD ISSUE 8 - GMP SET | 31 MAR 16 |
| | D.O.B. AMENDMENT 3 | 03 OCT 16 |

## D.O.B. SUBMISSION


Discrepancies must be reported immediately to the Architect before proceeding. Only figured dimensions are to be used. Contractors must check all dimensions on site. This drawing is protected by copyright.


ALL DIMENSIONS ARE SHOWN IN IMPERIAL.

CONSULTANT:

AAI ARCHITECTS, P.C.

PROJECT:

**217 WEST 57TH STREET**
NEW YORK, NY

DRAWING TITLE:

ENERGY CONSERVATION CODE - ENVELOPE AREAS

SEAL & SIGNATURE: REGISTERED ARCHITECT WIEPKE DAVID JANSEN No. 028881 STATE OF NEW YORK

| | |
|---|---|
| DATE: | 05 DEC 14 |
| PROJECT No: | 1216-00 |
| DRAWN: Author | REV: 8 |
| CHK: Checker | |
| SCALE: As indicated | |
| DWG No: | A-090.02 |
| DOB PAGE No: | 85 of 454 |

DOB EMPLOYEE STAMP:

DOB B-SCAN:

FILE NAME:
PLOT DATE: 10/18/2016 12:20:51 AM

DEPT OF BLDGS 421263426 Job Number
E3435953685 Scan Code

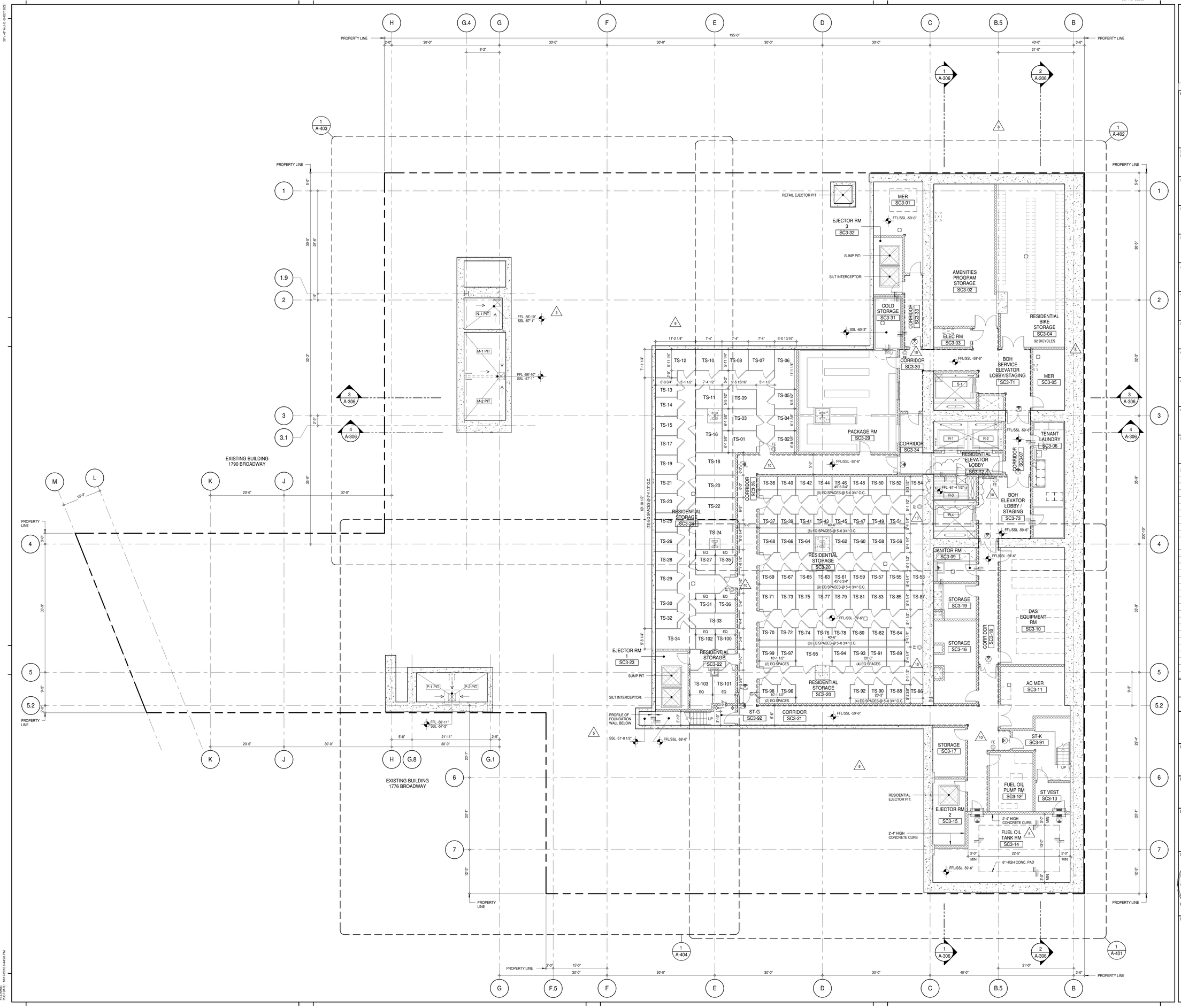


KEY PLAN:

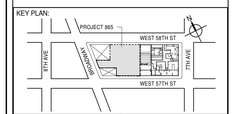


PROJECT NORTH | TRUE NORTH

DEVELOPER:
**EXTELL DEVELOPMENT COMPANY**
805 THIRD AVENUE, 7TH FLOOR
New York, NY 10022 USA
TEL: 212 712 6000 FAX: 212 712 6100

DESIGN ARCHITECT: Base Building Shell & Core
**ADRIAN SMITH + GORDON GILL ARCHITECTURE**
111 WEST MONROE STREET SUITE 2300
CHICAGO IL 60603
TEL: 312 920 1888 FAX: 312 920 1775

INTERIOR DESIGNER: Residential
**Rottet Architecture and Design Studio, PLLC**
298 Fifth Ave, 7th Floor
New York, NY 10001
TEL: 646 998 7000 FAX:

ARCHITECT OF RECORD: Base Building Shell, Core, & Residential
**AAI ARCHITECTS, P.C.**
401 Wellington St. W., 3rd Floor
Toronto, ON M5V 1E7 Canada
TEL: 416 967 1500 FAX: 416 967 7150

STRUCTURAL ENGINEERS:
**WSP CANTOR SEINUK**
228 EAST 45th Street
New York, NY 10017 USA
TEL: 212 687 9888 FAX: 646 487 5501

MEP ENGINEERS:
**AKF GROUP**
165 Broadway, 22nd Floor
New York, NY 10006 USA
TEL: 212 354 5656 FAX: 212 354 5668

GEOTECHNICAL ENGINEERS:
**Langan Engineering & Environmental Services**
21 Penn Plaza - 360 West 31st Street, 8th Floor
New York, NY 10001-2727
TEL: 212 479 5400 FAX: 212 479 5444

CODE CONSULTANTS:
**Construction Consulting Associates**
100 Church Street
New York, NY 10007
TEL: 212 385 1818 FAX: 212 385 1911

CURTAINWALL CONSULTANT:
**AJLP Consulting**
40 Worth Street. Suite 826
New York, NY 10013
TEL: 212 757 5659 FAX: 646 219 8508

LANDMARK/PRESERVATION CONSULTANT:
**Jan Hird Pokorny Associates, Inc.**
39 West 37th Street, 12A
New York, NY 10018
TEL: 212 759 6462 FAX: 212 759 6540

| No. | DESCRIPTION | DATE |
|---|---|---|
| 1 | CD PROGRESS ISSUE 1 | 15 OCT 14 |
| 2 | CD PROGRESS ISSUE 2 | 19 DEC 14 |
| 3 | D.O.B. SUBMISSION | 18 FEB 15 |
| 4 | CD PROGRESS ISSUE 3 | 09 MAR 15 |
| | D.O.B. SUBMISSION | 27 APR 15 |
| 5 | CD PROGRESS ISSUE 4 | 01 JUN 15 |
| 6 | CD PROGRESS ISSUE 5 | 10 AUG 15 |
| | D.O.B. AMENDMENT 2 | 21 SEP 15 |
| 7 | CD PROGRESS ISSUE 6 | 02 NOV 15 |
| 8 | CMU, DRYWALL, HOLLOW METAL DOORS UP TO 12F | 14 JAN 16 |
| 9 | CD PROGRESS ISSUE 7 | 29 JAN 16 |
| 10 | CD ISSUE 8 - GMP SET | 31 MAR 16 |
| 11 | CD BULLETIN ISSUE - 4 | 15 JUL 16 |
| | D.O.B. AMENDMENT 3 | 03 OCT 16 |

0 4'-0" 8'-0" 16'-0"

**D.O.B. SUBMISSION**

Discrepancies must be reported immediately to the Architect before proceeding. Only figured dimensions are to be used. Contractors must check all dimensions on site. This drawing is protected by copyright.

ALL DIMENSIONS ARE SHOWN IN IMPERIAL.

CONSULTANT:
AAI ARCHITECTS, P.C.

PROJECT:
**217 WEST 57TH STREET**
NEW YORK, NY

DRAWING TITLE:
SUB CELLAR 3 FLOOR PLAN (B.O.H. SUPPORT) (MFD-SUB CELLAR 3)

SEAL & SIGNATURE:
REGISTERED ARCHITECT RICHARD DAVID JAMES 026881 STATE OF NEW YORK

| | |
|---|---|
| DATE: | 15 OCT 14 |
| PROJECT No: | 1216-00 |
| DRAWN: Author | REV: 11 |
| CHK: Checker | |
| SCALE: 1/8" = 1'-0" | |
| DWG No: | A-101.02 |
| DOB PAGE No: | 86 of 454 |

DOB EMPLOYEE STAMP: DOB B-SCAN:

36" x 48" Arch E SHEET SIZE
FILE NAME:
PLOT DATE: 10/17/2016 8:44:26 PM

DEPT OF BLDGS 421258526 Job Number
E360363133 12 Scan Code

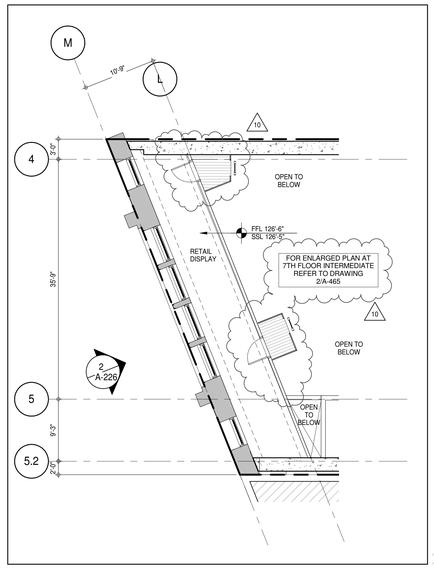


**PART PLAN - 7TH FLOOR AT UPPER RETAIL DIPLAY WINDOW** 2
A-112
1/8" = 1'-0"

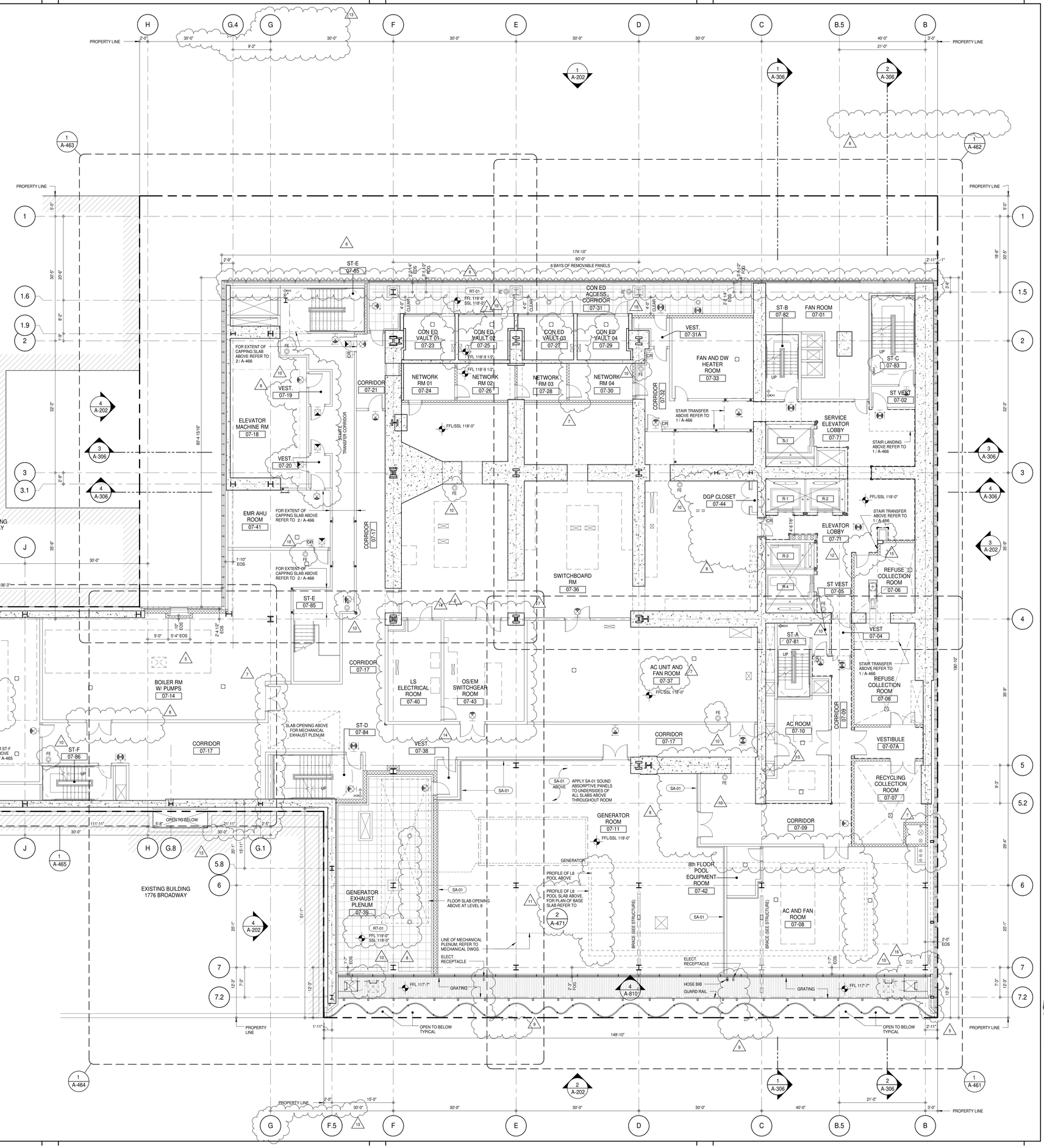


KEYNOTE LEGEND:

| TAG # | DESCRIPTION |
|---|---|
| RT-01 | FLUID MEMBRANE WITH CONCRETE PAVERS - TYPE 1 |
| SA-01 | FIXED SOUND ABSORPTIVE PANELS |

KEY PLAN:

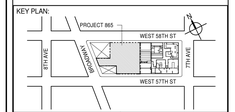


PROJECT NORTH / TRUE NORTH

DEVELOPER:
**EXTELL DEVELOPMENT COMPANY**
805 THIRD AVENUE, 7TH FLOOR
New York, NY 10022 USA
TEL: 212 712 6000 FAX: 212 712 6100

DESIGN ARCHITECT: Base Building Shell & Core
**ADRIAN SMITH + GORDON GILL ARCHITECTURE**
111 WEST MONROE STREET SUITE 2300
CHICAGO IL 60603
TEL: 312 920 1888 FAX: 312 920 1775

INTERIOR DESIGNER: Residential
**Rottet Architecture and Design Studio, PLLC**
298 Fifth Ave, 7th Floor
New York, NY 10001
TEL: 646 998 7000 FAX:

ARCHITECT OF RECORD: Base Building Shell, Core, & Residential
**AAI ARCHITECTS, P.C.**
401 Wellington St. W., 3rd Floor
Toronto, ON M5V 1E7 Canada
TEL: 416 967 1500 FAX: 416 967 7150

STRUCTURAL ENGINEERS:
**WSP CANTOR SEINUK**
228 EAST 45th Street
New York, NY 10017 USA
TEL: 212 687 9888 FAX: 646 487 5501

MEP ENGINEERS:
**AKF GROUP**
165 Broadway, 22nd Floor
New York, NY 10006 USA
TEL: 212 354 5656 FAX: 212 354 5668

GEOTECHNICAL ENGINEERS:
**Langan Engineering & Environmental Services**
21 Penn Plaza - 360 West 31st Street, 8th Floor
New York, NY 10001-2727
TEL: 212 479 5400 FAX: 212 479 5444

CODE CONSULTANTS:
**Construction Consulting Associates**
100 Church Street
New York, NY 10007
TEL: 212 385 1818 FAX: 212 385 1911

CURTAINWALL CONSULTANT:
**AJLP Consulting**
40 Worth Street. Suite 826
New York, NY 10013
TEL: 212 757 5659 FAX: 646 219 8508

LANDMARK/PRESERVATION CONSULTANT:
**Jan Hird Pokorny Associates, Inc.**
39 West 37th Street, 12A
New York, NY 10018
TEL: 212 759 6462 FAX: 212 759 6540

| No. | DESCRIPTION | DATE |
|---|---|---|
| 1 | CD PROGRESS ISSUE 1 | 15 OCT 14 |
| 2 | CD PROGRESS ISSUE 2 | 19 DEC 14 |
| 3 | D.O.B. SUBMISSION | 18 FEB 15 |
| 4 | CD PROGRESS ISSUE 3 | 09 MAR 15 |
| | D.O.B. SUBMISSION | 27 APR 15 |
| 5 | CD PROGRESS ISSUE 4 | 01 JUN 15 |
| 6 | CD PROGRESS ISSUE 5 | 10 AUG 15 |
| | D.O.B. AMENDMENT 2 | 21 SEP 15 |
| 7 | CD PROGRESS ISSUE 6 | 02 NOV 15 |
| 8 | CMU, DRYWALL, HOLLOW METAL DOORS UP TO 12F | 14 JAN 16 |
| 9 | CD PROGRESS ISSUE 7 | 29 JAN 16 |
| 10 | CD ISSUE 8 - GMP SET | 31 MAR 16 |
| 11 | CD BULLETIN ISSUE - 1 | 22 APR 16 |
| 12 | CD BULLETIN ISSUE - 2 | 11 MAY 16 |
| 13 | ASI ISSUE - 1 | 18 MAY 16 |
| 14 | CD BULLETIN ISSUE - 3 | 25 MAY 16 |
| 15 | CD BULLETIN ISSUE - 4 | 15 JUL 16 |
| 16 | CD BULLETIN ISSUE - 7 | 14 SEP 16 |
| | D.O.B. AMENDMENT 3 | 03 OCT 16 |

0 4'-0" 8'-0" 16'-0"

**D.O.B. SUBMISSION**

Discrepancies must be reported immediately to the Architect before proceeding. Only figured dimensions are to be used. Contractors must check all dimensions on site. This drawing is protected by copyright.

ALL DIMENSIONS ARE SHOWN IN IMPERIAL.

CONSULTANT:
AAI ARCHITECTS, P.C.

PROJECT:
**217 WEST 57TH STREET**
NEW YORK, NY

DRAWING TITLE:
7TH FLOOR PLAN (MECHANICAL)
(MFD-7TH FLOOR)

SEAL & SIGNATURE: REGISTERED ARCHITECT DAVID J. JARNEY No. 028881 STATE OF NEW YORK

| | |
|---|---|
| DATE: | 15 OCT 14 |
| PROJECT No: | 1216-00 |
| DRAWN: Author | REV: 16 |
| CHK: Checker | |
| SCALE: 1/8" = 1'-0" | |
| DWG No: | A-112.02 |
| DOB PAGE No: | 87 of 454 |

DOB EMPLOYEE STAMP: DOB B-SCAN:

36" x 48" Arch E SHEET SIZE
FILE NAME:
PLOT DATE: 10/17/2016 6:47:27 PM

DEPT OF BLDGS 121253635 Job Number
E3363070441 Scan Code

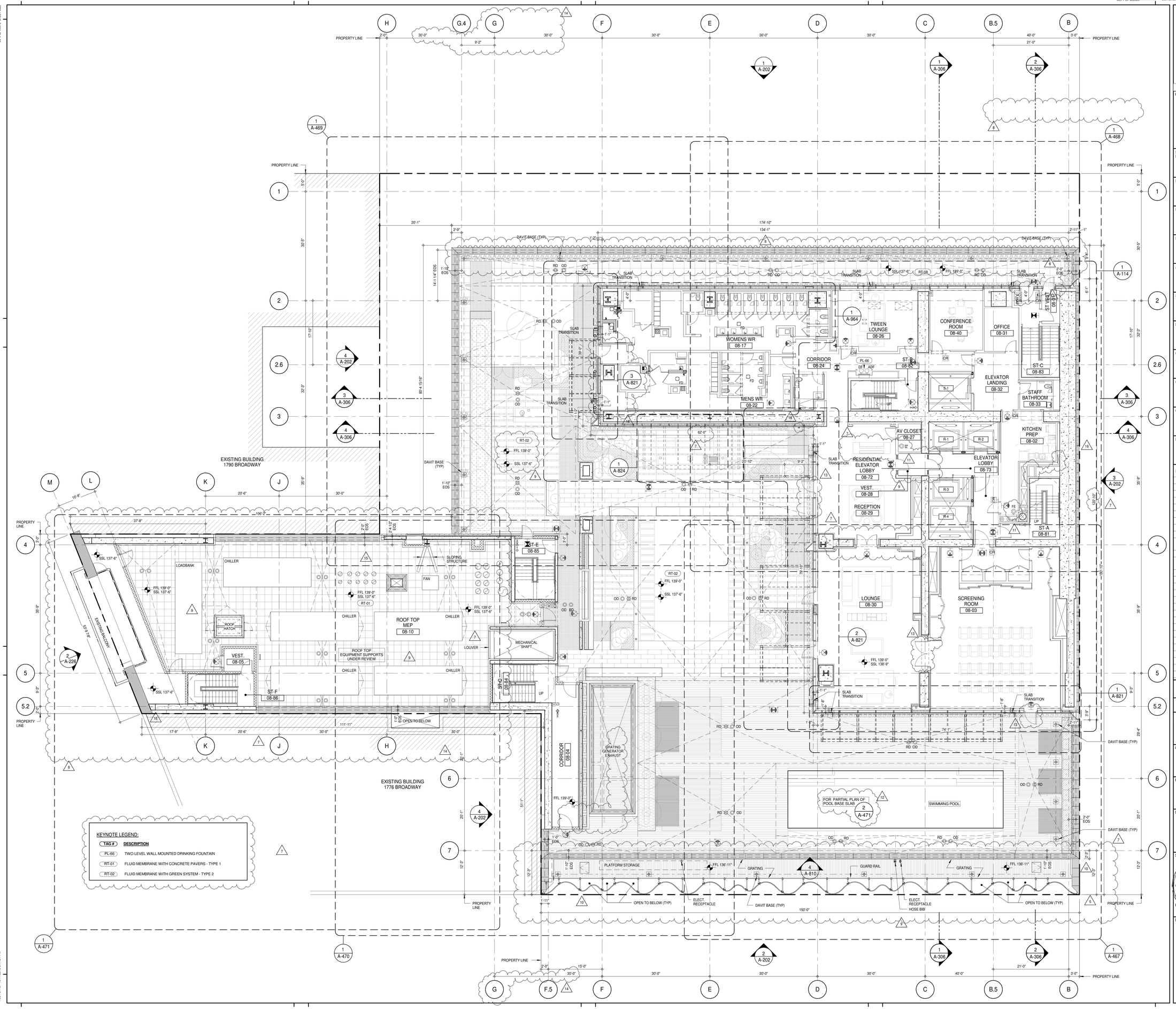


KEY PLAN:

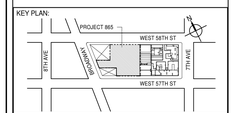


PROJECT NORTH | TRUE NORTH

DEVELOPER:
**EXTELL DEVELOPMENT COMPANY**
805 THIRD AVENUE, 7TH FLOOR
New York, NY 10022 USA
TEL: 212 712 6000 FAX: 212 712 6100

DESIGN ARCHITECT: Base Building Shell & Core
**ADRIAN SMITH + GORDON GILL ARCHITECTURE**
111 WEST MONROE STREET SUITE 2300
CHICAGO IL 60603
TEL: 312 920 1888 FAX: 312 920 1775

INTERIOR DESIGNER: Residential
**Rottet Architecture and Design Studio, PLLC**
298 Fifth Ave, 7th Floor
New York, NY 10001
TEL: 646 998 7000 FAX:

ARCHITECT OF RECORD: Base Building Shell, Core, & Residential
**AAI ARCHITECTS, P.C.**
401 Wellington St. W., 3rd Floor
Toronto, ON M5V 1E7 Canada
TEL: 416 967 1500 FAX: 416 967 7150

STRUCTURAL ENGINEERS:
**WSP CANTOR SEINUK**
228 EAST 45th Street
New York, NY 10017 USA
TEL: 212 687 9888 FAX: 646 487 5501

MEP ENGINEERS:
**AKF GROUP**
165 Broadway, 22nd Floor
New York, NY 10006 USA
TEL: 212 354 5656 FAX: 212 354 5668

GEOTECHNICAL ENGINEERS:
**Langan Engineering & Environmental Services**
21 Penn Plaza - 360 West 31st Street, 8th Floor
New York, NY 10001-2727
TEL: 212 479 5400 FAX: 212 479 5444

CODE CONSULTANTS:
**Construction Consulting Associates**
100 Church Street
New York, NY 10007
TEL: 212 385 1818 FAX: 212 385 1911

CURTAINWALL CONSULTANT:
**AJLP Consulting**
40 Worth Street. Suite 826
New York, NY 10013
TEL: 212 757 5659 FAX: 646 219 8508

LANDMARK/PRESERVATION CONSULTANT:
**Jan Hird Pokorny Associates, Inc.**
39 West 37th Street, 12A
New York, NY 10018
TEL: 212 759 6462 FAX: 212 759 6540

| No. | DESCRIPTION | DATE |
|---|---|---|
| 1 | CD PROGRESS ISSUE 1 | 15 OCT 14 |
| 2 | CD PROGRESS ISSUE 2 | 19 DEC 14 |
| 3 | D.O.B. SUBMISSION | 18 FEB 15 |
| 4 | CD PROGRESS ISSUE 3 | 09 MAR 15 |
| | D.O.B. SUBMISSION | 27 APR 15 |
| 5 | CD PROGRESS ISSUE 4 | 01 JUN 15 |
| 6 | CD PROGRESS ISSUE 5 | 10 AUG 15 |
| | D.O.B. AMENDMENT 2 | 21 SEP 15 |
| 7 | CD PROGRESS ISSUE 6 | 02 NOV 15 |
| 8 | CMU, DRYWALL, HOLLOW METAL DOORS UP TO 12F | 14 JAN 16 |
| 9 | CD PROGRESS ISSUE 7 | 29 JAN 16 |
| 10 | CD PROGRESS ISSUE 8 MEP – GMP SET | 18 MAR 16 |
| 11 | CD ISSUE 8 - GMP SET | 31 MAR 16 |
| 12 | CD BULLETIN ISSUE - 1 | 22 APR 16 |
| 13 | CD BULLETIN ISSUE - 2 | 11 MAY 16 |
| 14 | ASI ISSUE - 1 | 18 MAY 16 |
| 15 | CD BULLETIN ISSUE - 3 | 25 MAY 16 |
| 16 | CD BULLETIN ISSUE - 5 | 12 AUG 16 |
| | D.O.B. AMENDMENT 3 | 03 OCT 16 |

0 4' - 0" 8' - 0" 16' - 0"

## D.O.B. SUBMISSION

Discrepancies must be reported immediately to the Architect before proceeding. Only figured dimensions are to be used. Contractors must check all dimensions on site. This drawing is protected by copyright.

ALL DIMENSIONS ARE SHOWN IN IMPERIAL.

CONSULTANT: AAI ARCHITECTS, P.C.

PROJECT:
**217 WEST 57TH STREET**
NEW YORK, NY

DRAWING TITLE:
8TH FLOOR PLAN (RESIDENTIAL AMENITIES) (MFD-14TH FLOOR)

SEAL & SIGNATURE: REGISTERED ARCHITECT JAMES DAVID JAMES 028851 STATE OF NEW YORK

| | |
|---|---|
| DATE: | 15 OCT 14 |
| PROJECT No: | 1216-00 |
| DRAWN: Author | REV: 16 |
| CHK.: Checker | |
| SCALE: 1/8" = 1'-0" | |
| DWG No: | A-113.02 |
| DOB PAGE No: | 88 of 454 |

DOB EMPLOYEE STAMP: DOB B-SCAN:

DEPT OF BLDGS 421263505 Job Number
E390622067 66 Scan Code

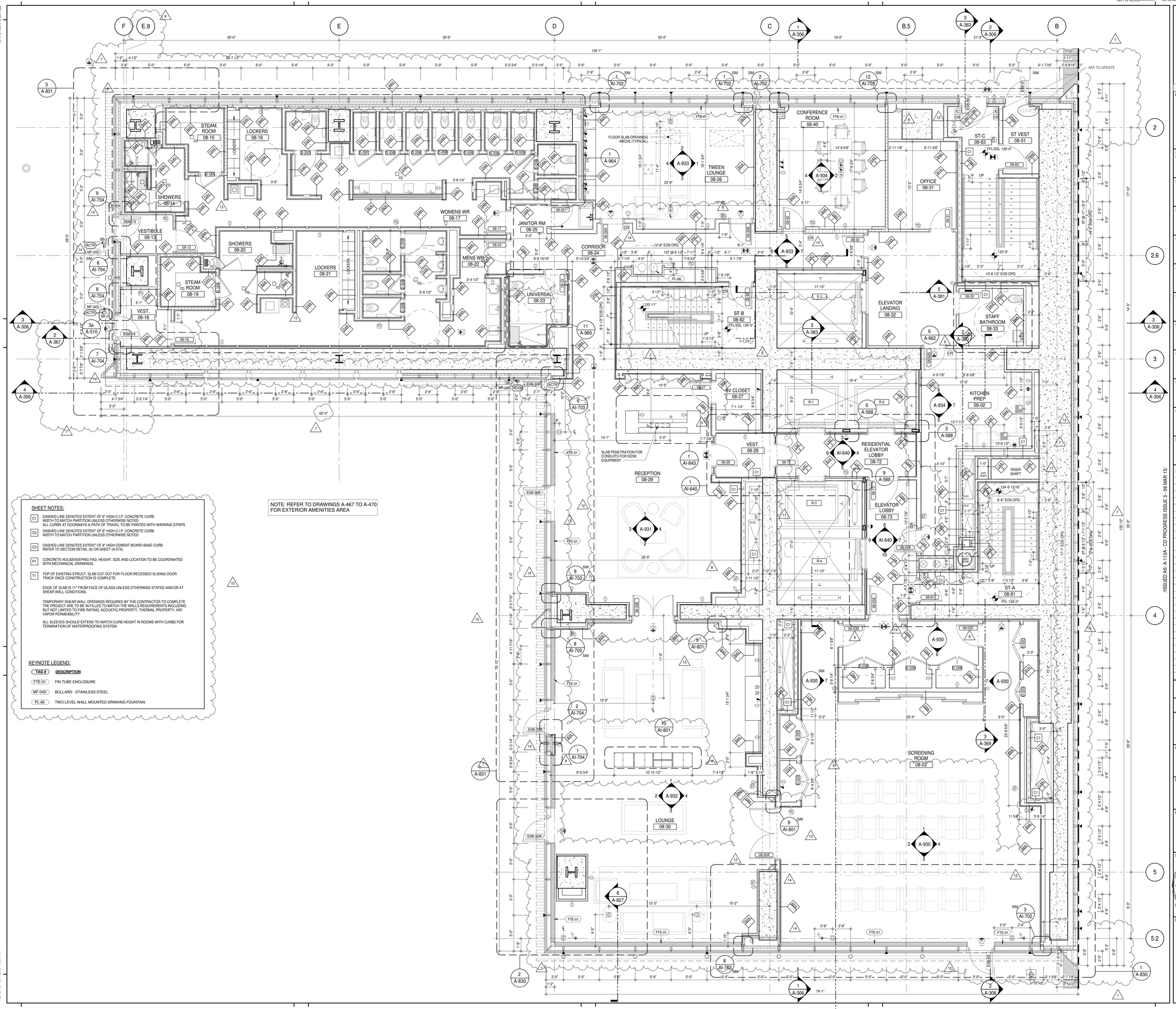


NOTE: REFER TO DRAWINGS A-467 TO A-470 FOR EXTERIOR AMENITIES AREA

SHEET NOTES:

C1 DASHED LINE DENOTES EXTENT OF 6" HIGH C.I.P. CONCRETE CURB. WIDTH TO MATCH PARTITION UNLESS OTHERWISE NOTED ALL CURBS AT DOORWAYS & PATH OF TRAVEL TO BE PAINTED WITH WARNING STRIPS

C2 DASHED LINE DENOTES EXTENT OF 8" HIGH C.I.P. CONCRETE CURB. WIDTH TO MATCH PARTITION UNLESS OTHERWISE NOTED

C3 DASHED LINE DENOTES EXTENT OF 8" HIGH CEMENT BOARD BASE CURB. REFER TO SECTION DETAIL (9) ON SHEET (A-574).

P1 CONCRETE HOUSEKEEPING PAD, HEIGHT, SIZE AND LOCATION TO BE COORDINATED WITH MECHANICAL DRAWINGS.

T1 TOP OF EXISTING STRUCT. SLAB CUT OUT FOR FLOOR RECESSED SLIDING DOOR TRACK ONCE CONSTRUCTION IS COMPLETE.

EDGE OF SLAB IS 11" FROM FACE OF GLASS UNLESS OTHERWISE STATED AND/OR AT SHEAR WALL CONDITIONS.

TEMPORARY SHEAR WALL OPENINGS REQUIRED BY THE CONTRACTOR TO COMPLETE THE PROJECT ARE TO BE IN-FILLED TO MATCH THE WALLS REQUIREMENTS INCLUDING BUT NOT LIMITED TO FIRE RATING, ACOUSTIC PROPERTY, THERMAL PROPERTY, AIR/ VAPOR PERMEABILITY.

ALL SLEEVES SHOULD EXTEND TO MATCH CURB HEIGHT IN ROOMS WITH CURBS FOR TERMINATION OF WATERPROOFING SYSTEM.

KEYNOTE LEGEND:

| TAG # | DESCRIPTION |
|---|---|
| FTE-01 | FIN TUBE ENCLOSURE |
| MF-04D | BOLLARD - STAINLESS STEEL |
| PL-66 | TWO LEVEL WALL MOUNTED DRINKING FOUNTAIN |

KEY PLAN:

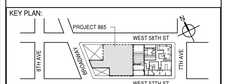


PROJECT NORTH / TRUE NORTH

DEVELOPER:
**EXTELL DEVELOPMENT COMPANY**
805 THIRD AVENUE, 7TH FLOOR
New York, NY 10022 USA
TEL: 212 712 6000 FAX: 212 712 6100

DESIGN ARCHITECT: Base Building Shell & Core
**ADRIAN SMITH + GORDON GILL ARCHITECTURE**
111 WEST MONROE STREET SUITE 2300
CHICAGO IL 60603
TEL: 312 920 1888 FAX: 312 920 1775

INTERIOR DESIGNER: Residential
**Rottet Architecture and Design Studio, PLLC**
298 Fifth Ave, 7th Floor
New York, NY 10001
TEL: 646 998 7000 FAX:

ARCHITECT OF RECORD: Base Building Shell, Core, & Residential
**AAI ARCHITECTS, P.C.**
401 Wellington St. W., 3rd Floor
Toronto, ON M5V 1E7 Canada
TEL: 416 967 1500 FAX: 416 967 7150

STRUCTURAL ENGINEERS:
**WSP CANTOR SEINUK**
228 EAST 45th Street
New York, NY 10017 USA
TEL: 212 687 9888 FAX: 646 487 5501

MEP ENGINEERS:
**AKF GROUP**
165 Broadway, 22nd Floor
New York, NY 10006 USA
TEL: 212 354 5656 FAX: 212 354 5668

GEOTECHNICAL ENGINEERS:
**Langan Engineering & Environmental Services**
21 Penn Plaza - 360 West 31st Street, 8th Floor
New York, NY 10001-2727
TEL: 212 479 5400 FAX: 212 479 5444

CODE CONSULTANTS:
**Construction Consulting Associates**
100 Church Street
New York, NY 10007
TEL: 212 385 1818 FAX: 212 385 1911

CURTAINWALL CONSULTANT:
**AJLP Consulting**
40 Worth Street. Suite 826
New York, NY 10013
TEL: 212 757 5659 FAX: 646 219 8508

LANDMARK/PRESERVATION CONSULTANT:
**Jan Hird Pokorny Associates, Inc.**
39 West 37th Street, 12A
New York, NY 10018
TEL: 212 759 6462 FAX: 212 759 6540

| No. | DESCRIPTION | DATE |
|---|---|---|
| 1 | CD PROGRESS ISSUE 1 | 15 OCT 14 |
| 2 | CD PROGRESS ISSUE 2 | 19 DEC 14 |
| 3 | D.O.B. SUBMISSION | 18 FEB 15 |
| 4 | CD PROGRESS ISSUE 3 | 09 MAR 15 |
| | D.O.B. SUBMISSION | 27 APR 15 |
| 5 | CD PROGRESS ISSUE 4 | 01 JUN 15 |
| 6 | CD PROGRESS ISSUE 5 | 10 AUG 15 |
| | D.O.B. AMENDMENT 2 | 21 SEP 15 |
| 7 | CD PROGRESS ISSUE 6 | 02 NOV 15 |
| 8 | CMU, DRYWALL, HOLLOW METAL DOORS UP TO 12F | 14 JAN 16 |
| 9 | CD PROGRESS ISSUE 7 | 29 JAN 16 |
| 10 | CD ISSUE 8 - GMP SET | 31 MAR 16 |
| 11 | CD BULLETIN ISSUE - 1 | 22 APR 16 |
| 12 | CD BULLETIN ISSUE - 2 | 11 MAY 16 |
| 13 | CD BULLETIN ISSUE - 3 | 25 MAY 16 |
| 14 | CD BULLETIN ISSUE - 5 | 12 AUG 16 |
| | D.O.B. AMENDMENT 3 | 03 OCT 16 |

ISSUED AS: A-113A - CD PROGRESS ISSUE 3 - 09 MAR 15

0 4'-0" 8'-0" 16'-0"

**D.O.B. SUBMISSION**

Discrepancies must be reported immediately to the Architect before proceeding. Only figured dimensions are to be used. Contractors must check all dimensions on site. This drawing is protected by copyright.

ALL DIMENSIONS ARE SHOWN IN IMPERIAL.

CONSULTANT: AAI ARCHITECTS, P.C.

PROJECT:
**217 WEST 57TH STREET**
NEW YORK, NY

DRAWING TITLE:
8TH FLOOR PLAN (RESIDENTIAL AMENITIES) (MFD-14TH FLOOR)

SEAL & SIGNATURE: REGISTERED ARCHITECT ANDRE DAVID JANSEN No. 028681 STATE OF NEW YORK

| | |
|---|---|
| DATE: | 15 OCT 14 |
| PROJECT No: | 1216-00 |
| DRAWN: Author | REV: 14 |
| CHK: Checker | |
| SCALE: 1/4" = 1'-0" | |
| DWG No: | A-114.02 |
| DOB PAGE No: | 89 of 454 |

DOB EMPLOYEE STAMP: DOB B-SCAN:

36" x 48" Arch E SHEET SIZE
FILE NAME:
PLOT DATE: 10/17/2016 7:46:11 PM

DEPT OF BLDGS 421263426 Job Number
E366562305 Scan Code

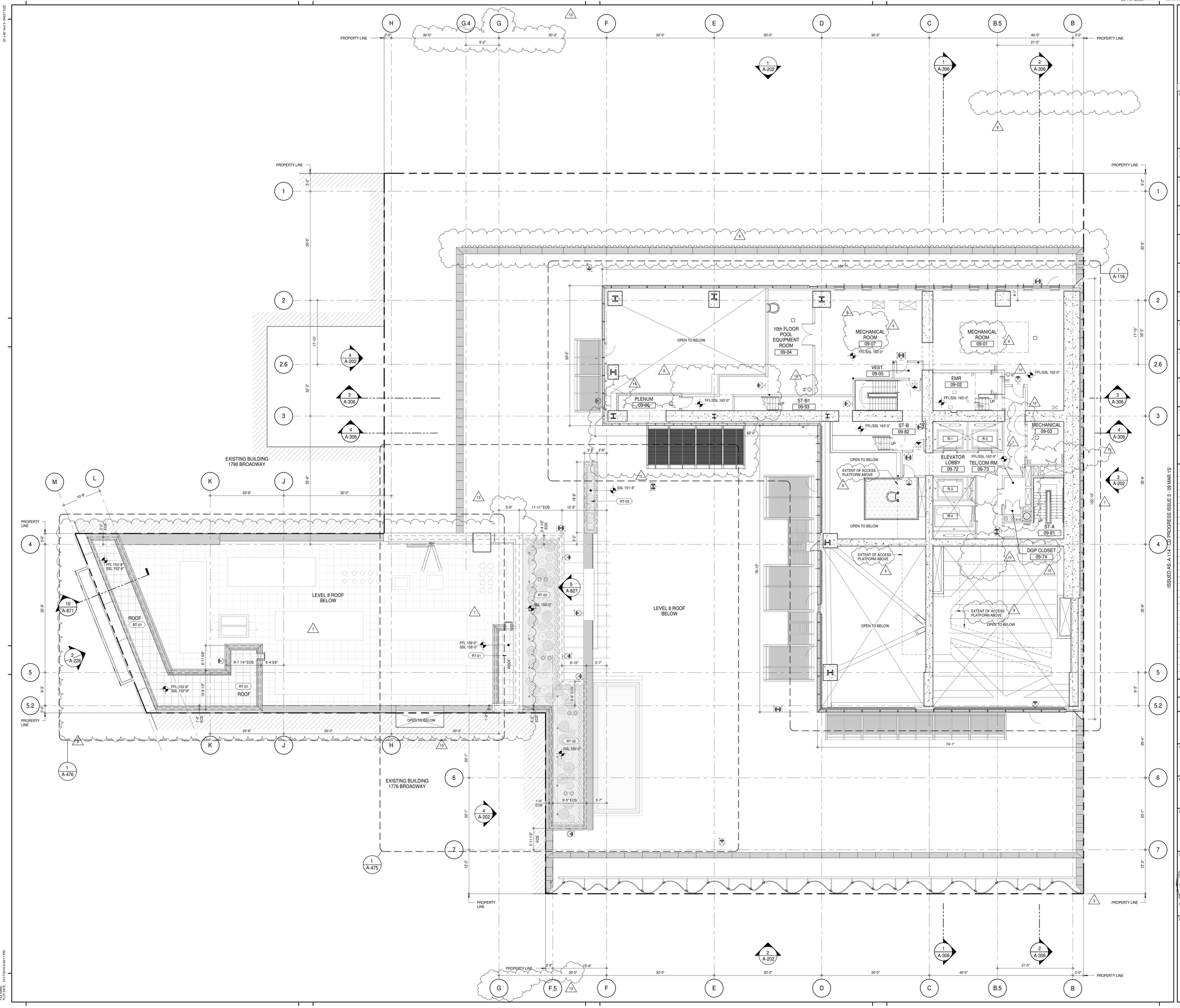


KEY PLAN:

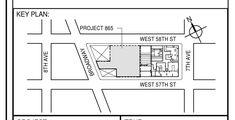


PROJECT NORTH | TRUE NORTH

DEVELOPER:
***EXTELL DEVELOPMENT COMPANY***
805 THIRD AVENUE, 7TH FLOOR
New York, NY 10022 USA
TEL: 212 712 6000 FAX: 212 712 6100

DESIGN ARCHITECT: Base Building Shell & Core
***ADRIAN SMITH + GORDON GILL ARCHITECTURE***
111 WEST MONROE STREET SUITE 2300
CHICAGO IL 60603
TEL: 312 920 1888 FAX: 312 920 1775

INTERIOR DESIGNER: Residential
***Rottet Architecture and Design Studio, PLLC***
298 Fifth Ave, 7th Floor
New York, NY 10001
TEL: 646 998 7000 FAX:

ARCHITECT OF RECORD: Base Building Shell, Core, & Residential
***AAI ARCHITECTS, P.C.***
401 Wellington St. W., 3rd Floor
Toronto, ON M5V 1E7 Canada
TEL: 416 967 1500 FAX: 416 967 7150

STRUCTURAL ENGINEERS:
***WSP CANTOR SEINUK***
228 EAST 45th Street
New York, NY 10017 USA
TEL: 212 687 9888 FAX: 646 487 5501

MEP ENGINEERS:
***AKF GROUP***
165 Broadway, 22nd Floor
New York, NY 10006 USA
TEL: 212 354 5656 FAX: 212 354 5668

GEOTECHNICAL ENGINEERS:
***Langan Engineering & Environmental Services***
21 Penn Plaza - 360 West 31st Street, 8th Floor
New York, NY 10001-2727
TEL: 212 479 5400 FAX: 212 479 5444

CODE CONSULTANTS:
***Construction Consulting Associates***
100 Church Street
New York, NY 10007
TEL: 212 385 1818 FAX: 212 385 1911

CURTAINWALL CONSULTANT:
***AJLP Consulting***
40 Worth Street. Suite 826
New York, NY 10013
TEL: 212 757 5659 FAX: 646 219 8508

LANDMARK/PRESERVATION CONSULTANT:
***Jan Hird Pokorny Associates, Inc.***
39 West 37th Street, 12A
New York, NY 10018
TEL: 212 759 6462 FAX: 212 759 6540

| No. | DESCRIPTION | DATE |
|---|---|---|
| 1 | CD PROGRESS ISSUE 1 | 15 OCT 14 |
| 2 | CD PROGRESS ISSUE 2 | 19 DEC 14 |
| 3 | D.O.B. SUBMISSION | 18 FEB 15 |
| 4 | CD PROGRESS ISSUE 3 | 09 MAR 15 |
| | D.O.B. SUBMISSION | 27 APR 15 |
| 5 | CD PROGRESS ISSUE 4 | 01 JUN 15 |
| 6 | CD PROGRESS ISSUE 5 | 10 AUG 15 |
| | D.O.B. AMENDMENT 2 | 21 SEP 15 |
| 7 | CD PROGRESS ISSUE 6 | 02 NOV 15 |
| 8 | CMU, DRYWALL, HOLLOW METAL DOORS UP TO 12F | 14 JAN 16 |
| 9 | CD PROGRESS ISSUE 7 | 29 JAN 16 |
| 10 | CD ISSUE 8 - GMP SET | 31 MAR 16 |
| 11 | CD BULLETIN ISSUE - 1 | 22 APR 16 |
| 12 | CD BULLETIN ISSUE - 2 | 11 MAY 16 |
| 13 | ASI ISSUE - 1 | 18 MAY 16 |
| 14 | CD BULLETIN ISSUE - 3 | 25 MAY 16 |
| 15 | CD BULLETIN ISSUE - 7 | 14 SEP 16 |
| | D.O.B. AMENDMENT 3 | 03 OCT 16 |

ISSUED AS: A-114 - CD PROGRESS ISSUE 3 - 09 MAR 15

0 4' - 0" 8' - 0" 16' - 0"

## D.O.B. SUBMISSION

Discrepancies must be reported immediately to the Architect before proceeding. Only figured dimensions are to be used. Contractors must check all dimensions on site. This drawing is protected by copyright.

ALL DIMENSIONS ARE SHOWN IN IMPERIAL.

CONSULTANT:

AAI ARCHITECTS, P.C.

PROJECT:

**217 WEST 57TH STREET**
NEW YORK, NY

DRAWING TITLE:

9TH FLOOR PLAN (MECHANICAL)
(MFD-15TH FLOOR)

SEAL & SIGNATURE:

REGISTERED ARCHITECT RICHARD DAVID JARDINE No. 028881 STATE OF NEW YORK

| | |
|---|---|
| DATE: | 15 OCT 14 |
| PROJECT No: | 1216-00 |
| DRAWN: Author | REV: 15 |
| CHK'D: Checker | |
| SCALE: 1/8" = 1'-0" | |
| DWG No: | A-115.02 |
| DOB PAGE No: | 90 of 454 |

DOB EMPLOYEE STAMP: DOB B-SCAN:

FILE NAME:
PLOT DATE: 10/17/2016 5:48:17 PM
36" x 48" Arch E SHEET SIZE

DEPT OF BLDGS 421258305 Job Number
E320000003 Scan Code

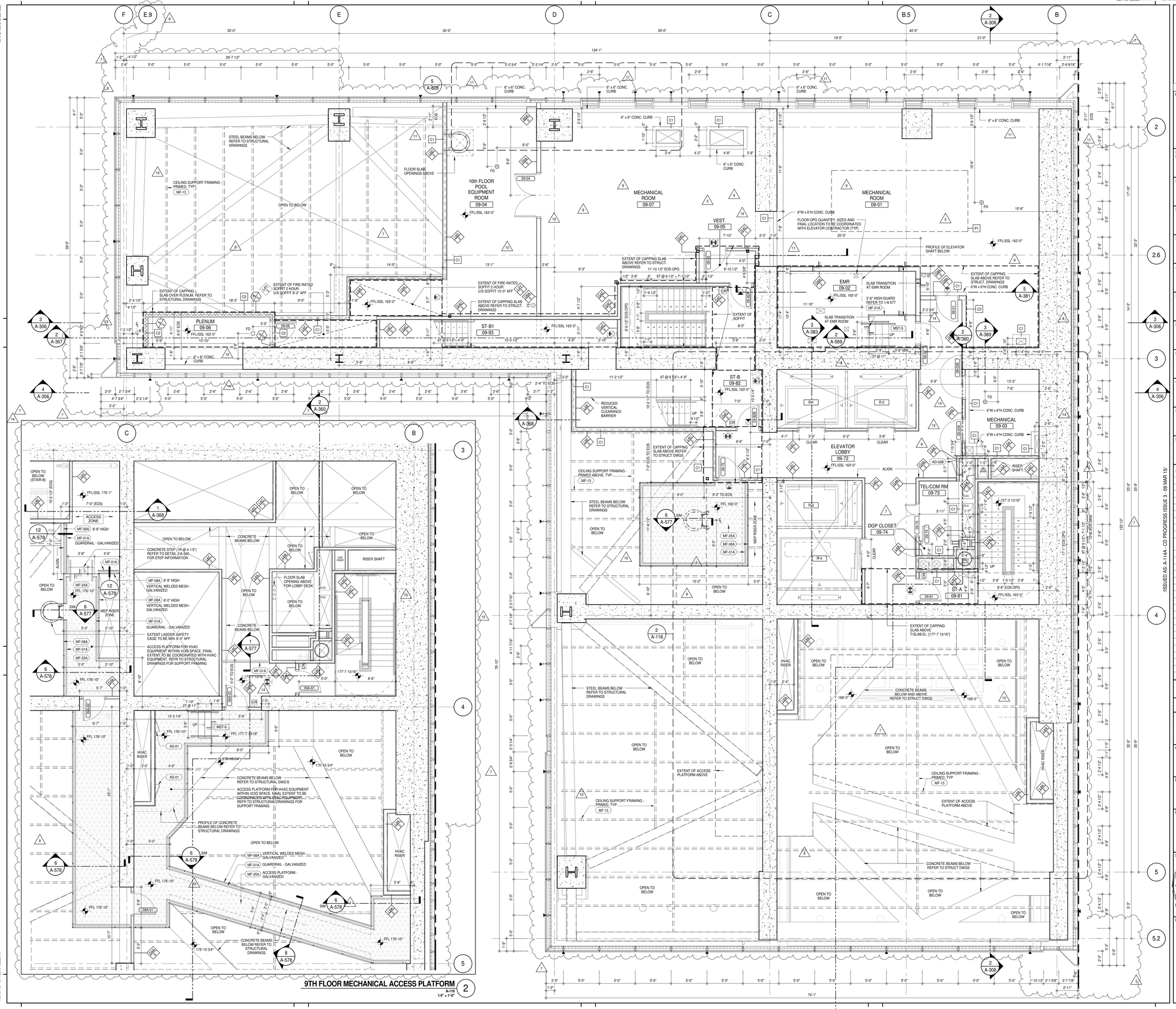


KEY PLAN:

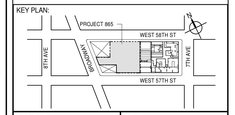


PROJECT NORTH | TRUE NORTH

DEVELOPER:
**EXTELL DEVELOPMENT COMPANY**
805 THIRD AVENUE, 7TH FLOOR
New York, NY 10022 USA
TEL: 212 712 6000 FAX: 212 712 6100

DESIGN ARCHITECT: Base Building Shell & Core
**ADRIAN SMITH + GORDON GILL ARCHITECTURE**
111 WEST MONROE STREET SUITE 2300
CHICAGO IL 60603
TEL: 312 920 1888 FAX: 312 920 1775

INTERIOR DESIGNER: Residential
**Rottet Architecture and Design Studio, PLLC**
298 Fifth Ave, 7th Floor
New York, NY 10001
TEL: 646 998 7000 FAX:

ARCHITECT OF RECORD: Base Building Shell, Core, & Residential
**AAI ARCHITECTS, P.C.**
401 Wellington St. W., 3rd Floor
Toronto, ON M5V 1E7 Canada
TEL: 416 967 1500 FAX: 416 967 7150

STRUCTURAL ENGINEERS:
**WSP CANTOR SEINUK**
228 EAST 45th Street
New York, NY 10017 USA
TEL: 212 687 9888 FAX: 646 487 5501

MEP ENGINEERS:
**AKF GROUP**
165 Broadway, 22nd Floor
New York, NY 10006 USA
TEL: 212 354 5656 FAX: 212 354 5668

GEOTECHNICAL ENGINEERS:
**Langan Engineering & Environmental Services**
21 Penn Plaza - 360 West 31st Street, 8th Floor
New York, NY 10001-2727
TEL: 212 479 5400 FAX: 212 479 5444

CODE CONSULTANTS:
**Construction Consulting Associates**
100 Church Street
New York, NY 10007
TEL: 212 385 1818 FAX: 212 385 1911

CURTAINWALL CONSULTANT:
**AJLP Consulting**
40 Worth Street. Suite 826
New York, NY 10013
TEL: 212 757 5659 FAX: 646 219 8508

LANDMARK/PRESERVATION CONSULTANT:
**Jan Hird Pokorny Associates, Inc.**
39 West 37th Street, 12A
New York, NY 10018
TEL: 212 759 6462 FAX: 212 759 6540

| No. | DESCRIPTION | DATE |
|---|---|---|
| 1 | CD PROGRESS ISSUE 1 | 15 OCT 14 |
| 2 | CD PROGRESS ISSUE 2 | 19 DEC 14 |
| 3 | D.O.B. SUBMISSION | 18 FEB 15 |
| 4 | CD PROGRESS ISSUE 3 | 09 MAR 15 |
| | D.O.B. SUBMISSION | 27 APR 15 |
| 5 | CD PROGRESS ISSUE 4 | 01 JUN 15 |
| 6 | CD PROGRESS ISSUE 5 | 10 AUG 15 |
| | D.O.B. AMENDMENT 2 | 21 SEP 15 |
| 7 | CD PROGRESS ISSUE 6 | 02 NOV 15 |
| 8 | CMU, DRYWALL, HOLLOW METAL DOORS UP TO 12F | 14 JAN 16 |
| 9 | CD PROGRESS ISSUE 7 | 29 JAN 16 |
| 10 | CD ISSUE 8 - GMP SET | 31 MAR 16 |
| 11 | CD BULLETIN ISSUE - 1 | 22 APR 16 |
| 12 | CD BULLETIN ISSUE - 2 | 11 MAY 16 |
| 13 | CD BULLETIN ISSUE - 3 | 25 MAY 16 |
| 14 | CD BULLETIN ISSUE - 7 | 14 SEP 16 |
| | D.O.B. AMENDMENT 3 | 03 OCT 16 |

/ISSUED AS: A-114A - CD PROGRESS ISSUE 3 - 09 MAR 15/

0 4'-0" 8'-0" 16'-0"

## D.O.B. SUBMISSION

Discrepancies must be reported immediately to the Architect before proceeding. Only figured dimensions are to be used. Contractors must check all dimensions on site. This drawing is protected by copyright.

ALL DIMENSIONS ARE SHOWN IN IMPERIAL.

CONSULTANT:
AAI ARCHITECTS, P.C.

PROJECT:
**217 WEST 57TH STREET**
NEW YORK, NY

DRAWING TITLE:
9TH FLOOR PLAN (MECHANICAL) (MFD-15TH FLOOR)

SEAL & SIGNATURE: REGISTERED ARCHITECT RICHARD DAVID JAMES No. 028881 STATE OF NEW YORK

| | |
|---|---|
| DATE: | 15 OCT 14 |
| PROJECT No: | 1216-00 |
| DRAWN: Author | REV: 14 |
| CHK: Checker | |
| SCALE: 1/4" = 1'-0" | |
| DWG No: | A-116.02 |
| DOB PAGE No: | 51 of 454 |

DOB EMPLOYEE STAMP: DOB B-SCAN:

36" x 48" Arch E SHEET SIZE
FILE NAME:
PLOT DATE: 10/17/2016 7:52:28 PM

DEPT OF BLDGS 421258305 Job Number
E2406261508R Scan Code

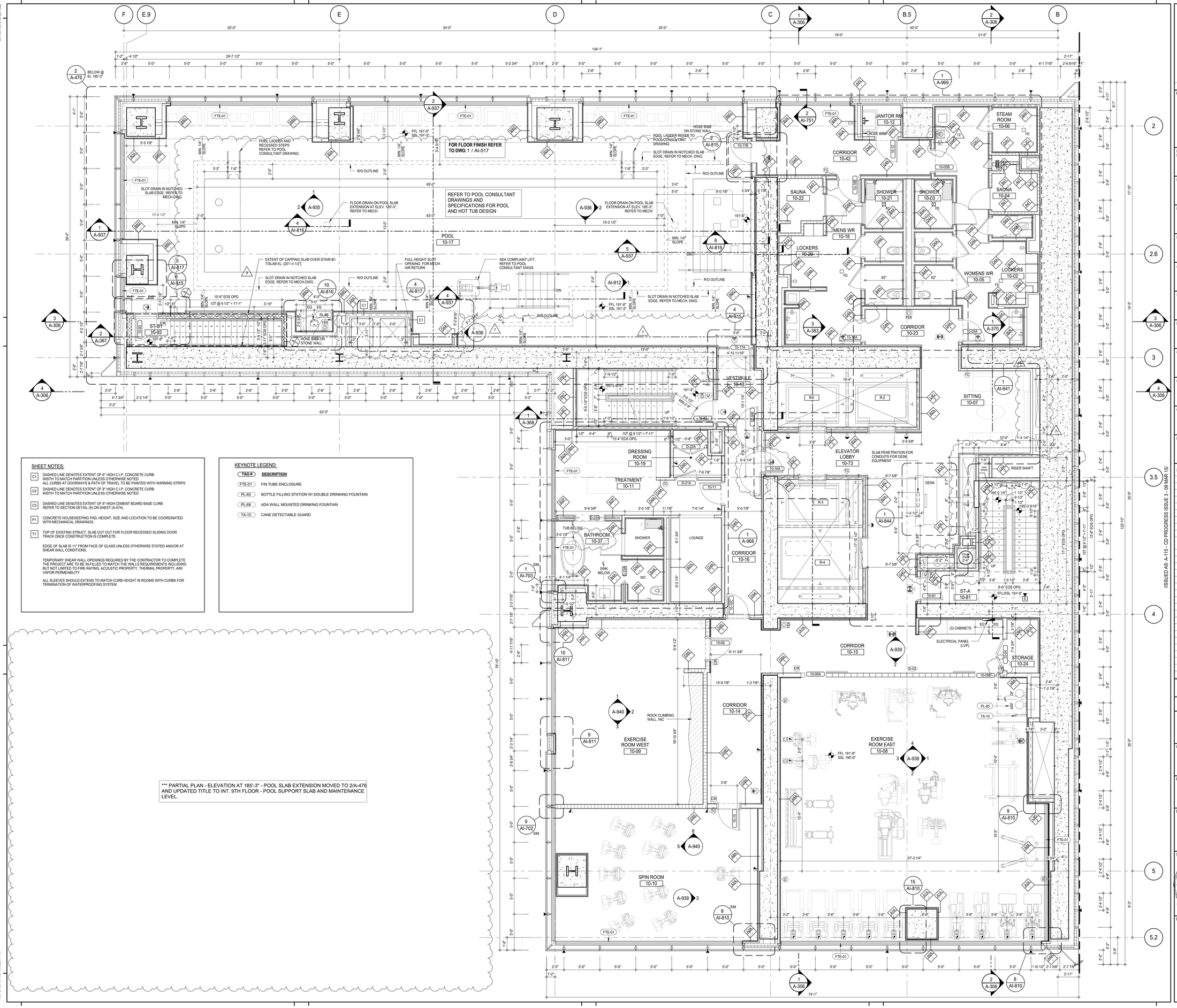


SHEET NOTES:

C1 DASHED LINE DENOTES EXTENT OF 6" HIGH C.I.P. CONCRETE CURB. WIDTH TO MATCH PARTITION UNLESS OTHERWISE NOTED ALL CURBS AT DOORWAYS & PATH OF TRAVEL TO BE PAINTED WITH WARNING STRIPS

C2 DASHED LINE DENOTES EXTENT OF 8" HIGH C.I.P. CONCRETE CURB. WIDTH TO MATCH PARTITION UNLESS OTHERWISE NOTED

C3 DASHED LINE DENOTES EXTENT OF 8" HIGH CEMENT BOARD BASE CURB. REFER TO SECTION DETAIL (9) ON SHEET (A-574).

P1 CONCRETE HOUSEKEEPING PAD, HEIGHT, SIZE AND LOCATION TO BE COORDINATED WITH MECHANICAL DRAWINGS.

T1 TOP OF EXISTING STRUCT. SLAB CUT OUT FOR FLOOR RECESSED SLIDING DOOR TRACK ONCE CONSTRUCTION IS COMPLETE.

EDGE OF SLAB IS 11" FROM FACE OF GLASS UNLESS OTHERWISE STATED AND/OR AT SHEAR WALL CONDITIONS.

TEMPORARY SHEAR WALL OPENINGS REQUIRED BY THE CONTRACTOR TO COMPLETE THE PROJECT ARE TO BE IN-FILLED TO MATCH THE WALLS REQUIREMENTS INCLUDING BUT NOT LIMITED TO FIRE RATING, ACOUSTIC PROPERTY, THERMAL PROPERTY, AIR/ VAPOR PERMEABILITY.

ALL SLEEVES SHOULD EXTEND TO MATCH CURB HEIGHT IN ROOMS WITH CURBS FOR TERMINATION OF WATERPROOFING SYSTEM.

KEYNOTE LEGEND:

| TAG # | DESCRIPTION |
|---|---|
| FTE-01 | FIN TUBE ENCLOSURE |
| PL-65 | BOTTLE FILLING STATION W/ DOUBLE DRINKING FOUNTAIN |
| PL-68 | ADA WALL MOUNTED DRINKING FOUNTAIN |
| TA-10 | CANE DETECTABLE GUARD |

** PARTIAL PLAN - ELEVATION AT 185'-3" - POOL SLAB EXTENSION MOVED TO 2/A-476 AND UPDATED TITLE TO INT. 9TH FLOOR - POOL SUPPORT SLAB AND MAINTENANCE LEVEL.

KEY PLAN:

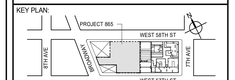


PROJECT NORTH: TRUE NORTH

DEVELOPER:
**EXTELL DEVELOPMENT COMPANY**
805 THIRD AVENUE, 7TH FLOOR
New York, NY 10022 USA
TEL: 212 712 6000 FAX: 212 712 6100

DESIGN ARCHITECT: Base Building Shell & Core
**ADRIAN SMITH + GORDON GILL ARCHITECTURE**
111 WEST MONROE STREET SUITE 2300
CHICAGO IL 60603
TEL: 312 920 1888 FAX: 312 920 1775

INTERIOR DESIGNER: Residential
**Rottet Architecture and Design Studio, PLLC**
298 Fifth Ave, 7th Floor
New York, NY 10001
TEL: 646 998 7000 FAX:

ARCHITECT OF RECORD: Base Building Shell, Core, & Residential
**AAI ARCHITECTS, P.C.**
401 Wellington St. W., 3rd Floor
Toronto, ON M5V 1E7 Canada
TEL: 416 967 1500 FAX: 416 967 7150

STRUCTURAL ENGINEERS:
**WSP CANTOR SEINUK**
228 EAST 45th Street
New York, NY 10017 USA
TEL: 212 687 9888 FAX: 646 487 5501

MEP ENGINEERS:
**AKF GROUP**
165 Broadway, 22nd Floor
New York, NY 10006 USA
TEL: 212 354 5656 FAX: 212 354 5668

GEOTECHNICAL ENGINEERS:
**Langan Engineering & Environmental Services**
21 Penn Plaza - 360 West 31st Street, 8th Floor
New York, NY 10001-2727
TEL: 212 479 5400 FAX: 212 479 5444

CODE CONSULTANTS:
**Construction Consulting Associates**
100 Church Street
New York, NY 10007
TEL: 212 385 1818 FAX: 212 385 1911

CURTAINWALL CONSULTANT:
**AJLP Consulting**
40 Worth Street. Suite 826
New York, NY 10013
TEL: 212 757 5659 FAX: 646 219 8508

LANDMARK/PRESERVATION CONSULTANT:
**Jan Hird Pokorny Associates, Inc.**
39 West 37th Street, 12A
New York, NY 10018
TEL: 212 759 6462 FAX: 212 759 6540

| No. | DESCRIPTION | DATE |
|---|---|---|
| 1 | CD PROGRESS ISSUE 1 | 15 OCT 14 |
| 2 | CD PROGRESS ISSUE 2 | 19 DEC 14 |
| 3 | D.O.B. SUBMISSION | 18 FEB 15 |
| 4 | CD PROGRESS ISSUE 3 | 09 MAR 15 |
| | D.O.B. SUBMISSION | 27 APR 15 |
| 5 | CD PROGRESS ISSUE 4 | 01 JUN 15 |
| 6 | CD PROGRESS ISSUE 5 | 10 AUG 15 |
| | D.O.B. AMENDMENT 2 | 21 SEP 15 |
| 7 | CD PROGRESS ISSUE 6 | 02 NOV 15 |
| 8 | CMU, DRYWALL, HOLLOW METAL DOORS UP TO 12F | 14 JAN 16 |
| 9 | CD PROGRESS ISSUE 7 | 29 JAN 16 |
| 10 | CD ISSUE 8 - GMP SET | 31 MAR 16 |
| 11 | CD BULLETIN ISSUE - 1 | 22 APR 16 |
| 12 | CD BULLETIN ISSUE - 3 | 25 MAY 16 |
| | D.O.B. AMENDMENT 3 | 03 OCT 16 |

//ISSUED AS: A-115 - CD PROGRESS ISSUE 3 - 09 MAR 15//

0 2' - 0" 4' - 0" 8' - 0"

**D.O.B. SUBMISSION**

Discrepancies must be reported immediately to the Architect before proceeding. Only figured dimensions are to be used. Contractors must check all dimensions on site. This drawing is protected by copyright.

ALL DIMENSIONS ARE SHOWN IN IMPERIAL.

CONSULTANT:

AAI ARCHITECTS, P.C.

PROJECT:

**217 WEST 57TH STREET**
NEW YORK, NY

DRAWING TITLE:

10TH FLOOR PLAN (RESIDENTIAL AMENITIES) (MFD-16TH FLOOR)

SEAL & SIGNATURE:

REGISTERED ARCHITECT WAYNE DAVID JAMES No. 028881 STATE OF NEW YORK

| | |
|---|---|
| DATE: | 15 OCT 14 |
| PROJECT No: | 1216-00 |
| DRAWN: Author | REV: 12 |
| CHK: Checker | |
| SCALE: 1/4" = 1'-0" | |
| DWG No: | A-117.02 |
| DOB PAGE No: | 92 of 454 |

DOB EMPLOYEE STAMP: DOB B-SCAN:

36" x 48" Arch E - SHEET SIZE
FILE NAME: C:\Revit Local Files\AAI\ArchE\EXTELL-865-AAI-TWR-ONF_Chris.rvt
PLOT DATE: 04/06/16 2:52:14 PM

DEPT OF BLDGS 421206205 Job Number
E363 0A205095 Scan Code

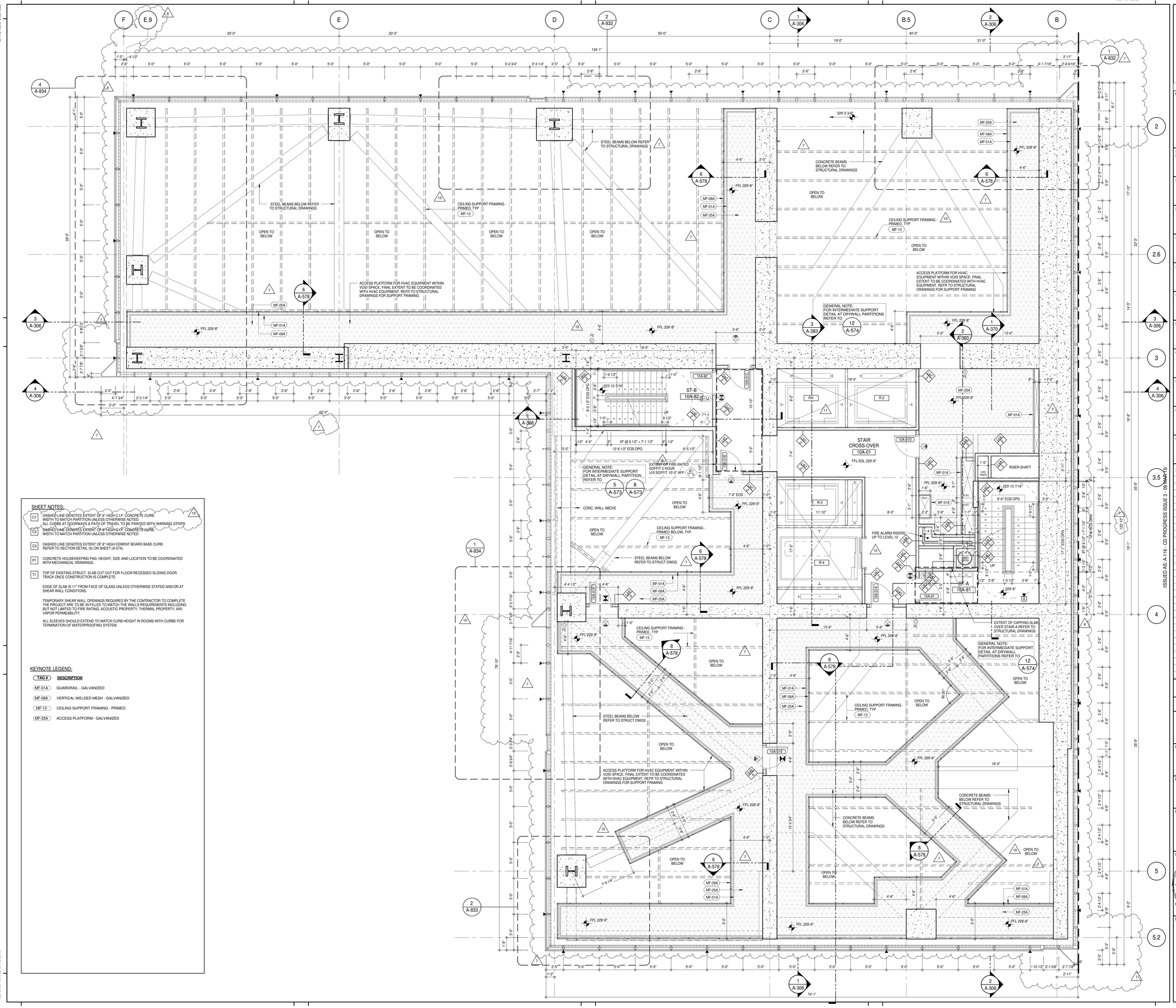


SHEET NOTES:

C1 DASHED LINE DENOTES EXTENT OF 6" HIGH C.I.P. CONCRETE CURB WIDTH TO MATCH PARTITION UNLESS OTHERWISE NOTED
ALL CURBS AT DOORWAYS & PATH OF TRAVEL TO BE PAINTED WITH WARNING STRIPS

C2 DASHED LINE DENOTES EXTENT OF 6" HIGH C.I.P. CONCRETE CURB WIDTH TO MATCH PARTITION UNLESS OTHERWISE NOTED

C3 DASHED LINE DENOTES EXTENT OF 8" HIGH CEMENT BOARD BASE CURB. REFER TO SECTION DETAIL (9) ON SHEET (A-574).

P1 CONCRETE HOUSEKEEPING PAD, HEIGHT, SIZE AND LOCATION TO BE COORDINATED WITH MECHANICAL DRAWINGS.

T1 TOP OF EXISTING STRUCT. SLAB CUT OUT FOR FLOOR RECESSED SLIDING DOOR TRACK ONCE CONSTRUCTION IS COMPLETE.

EDGE OF SLAB IS 11" FROM FACE OF GLASS UNLESS OTHERWISE STATED AND/OR AT SHEAR WALL CONDITIONS.

TEMPORARY SHEAR WALL OPENINGS REQUIRED BY THE CONTRACTOR TO COMPLETE THE PROJECT ARE TO BE IN-FILLED TO MATCH THE WALLS REQUIREMENTS INCLUDING BUT NOT LIMITED TO FIRE RATING, ACOUSTIC PROPERTY, THERMAL PROPERTY, AIR/ VAPOR PERMEABILITY.

ALL SLEEVES SHOULD EXTEND TO MATCH CURB HEIGHT IN ROOMS WITH CURBS FOR TERMINATION OF WATERPROOFING SYSTEM.

KEYNOTE LEGEND:

| TAG # | DESCRIPTION |
|---|---|
| MF-01A | GUARDRAIL - GALVANIZED |
| MF-08A | VERTICAL WELDED MESH - GALVANIZED |
| MF-13 | CEILING SUPPORT FRAMING - PRIMED |
| MF-25A | ACCESS PLATFORM - GALVANIZED |

KEY PLAN:

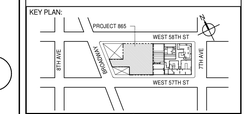


PROJECT NORTH / TRUE NORTH

DEVELOPER:
**EXTELL DEVELOPMENT COMPANY**
805 THIRD AVENUE, 7TH FLOOR
New York, NY 10022 USA
TEL: 212 712 6000 FAX: 212 712 6100

DESIGN ARCHITECT: Base Building Shell & Core
**ADRIAN SMITH + GORDON GILL ARCHITECTURE**
111 WEST MONROE STREET SUITE 2300
CHICAGO IL 60603
TEL: 312 920 1888 FAX: 312 920 1775

INTERIOR DESIGNER: Residential
**Rottet Architecture and Design Studio, PLLC**
298 Fifth Ave, 7th Floor
New York, NY 10001
TEL: 646 998 7000 FAX:

ARCHITECT OF RECORD: Base Building Shell, Core, & Residential
**AAI ARCHITECTS, P.C.**
401 Wellington St. W., 3rd Floor
Toronto, ON M5V 1E7 Canada
TEL: 416 967 1500 FAX: 416 967 7150

STRUCTURAL ENGINEERS:
**WSP CANTOR SEINUK**
228 EAST 45th Street
New York, NY 10017 USA
TEL: 212 687 9888 FAX: 646 487 5501

MEP ENGINEERS:
**AKF GROUP**
165 Broadway, 22nd Floor
New York, NY 10006 USA
TEL: 212 354 5656 FAX: 212 354 5668

GEOTECHNICAL ENGINEERS:
**Langan Engineering & Environmental Services**
21 Penn Plaza - 360 West 31st Street, 8th Floor
New York, NY 10001-2727
TEL: 212 479 5400 FAX: 212 479 5444

CODE CONSULTANTS:
**Construction Consulting Associates**
100 Church Street
New York, NY 10007
TEL: 212 385 1818 FAX: 212 385 1911

CURTAINWALL CONSULTANT:
**AJLP Consulting**
40 Worth Street. Suite 826
New York, NY 10013
TEL: 212 757 5659 FAX: 646 219 8508

LANDMARK/PRESERVATION CONSULTANT:
**Jan Hird Pokorny Associates, Inc.**
39 West 37th Street, 12A
New York, NY 10018
TEL: 212 759 6462 FAX: 212 759 6540

| No. | DESCRIPTION | DATE |
|---|---|---|
| 1 | CD PROGRESS ISSUE 1 | 15 OCT 14 |
| 2 | CD PROGRESS ISSUE 2 | 19 DEC 14 |
| 3 | D.O.B. SUBMISSION | 18 FEB 15 |
| 4 | CD PROGRESS ISSUE 3 | 09 MAR 15 |
| | D.O.B. SUBMISSION | 27 APR 15 |
| 5 | CD PROGRESS ISSUE 4 | 01 JUN 15 |
| 6 | CD PROGRESS ISSUE 5 | 10 AUG 15 |
| | D.O.B. AMENDMENT 2 | 21 SEP 15 |
| 7 | CD PROGRESS ISSUE 6 | 02 NOV 15 |
| 8 | CMU, DRYWALL, HOLLOW METAL DOORS UP TO 12F | 14 JAN 16 |
| 9 | CD PROGRESS ISSUE 7 | 29 JAN 16 |
| 10 | CD ISSUE 8 - GMP SET | 31 MAR 16 |
| 11 | CD BULLETIN ISSUE - 1 | 22 APR 16 |
| | D.O.B. AMENDMENT 3 | 03 OCT 16 |

ISSUED AS: A-116 : CD PROGRESS ISSUE 3 : 09 MAR 15

0 2' - 0" 4' - 0" 8' - 0"

**D.O.B. SUBMISSION**

Discrepancies must be reported immediately to the Architect before proceeding. Only figured dimensions are to be used. Contractors must check all dimensions on site. This drawing is protected by copyright.

ALL DIMENSIONS ARE SHOWN IN IMPERIAL.

CONSULTANT: AAI ARCHITECTS, P.C.

PROJECT:
**217 WEST 57TH STREET**
NEW YORK, NY

DRAWING TITLE:
10TH FLOOR INTERMEDIATE 1 PLAN (MFD-17TH FLOOR)

SEAL & SIGNATURE: REGISTERED ARCHITECT DAVID GARBER No. 028881 STATE OF NEW YORK

| | |
|---|---|
| DATE: | 15 OCT 14 |
| PROJECT No: | 1216-00 |
| DRAWN: Author | REV: 11 |
| CHK: Checker | |
| SCALE: 1/4" = 1'-0" | |
| DWG No: | A-118.02 |
| DOB PAGE No: | 93 of 454 |

DOB EMPLOYEE STAMP: DOB B-SCAN:

36" x 48" Arch E SHEET SIZE
FILE NAME:
PLOT DATE: 10/17/2016 7:18:12 PM

DEPT OF BLDGS 421258305 Job Number
E302122875 Scan Code

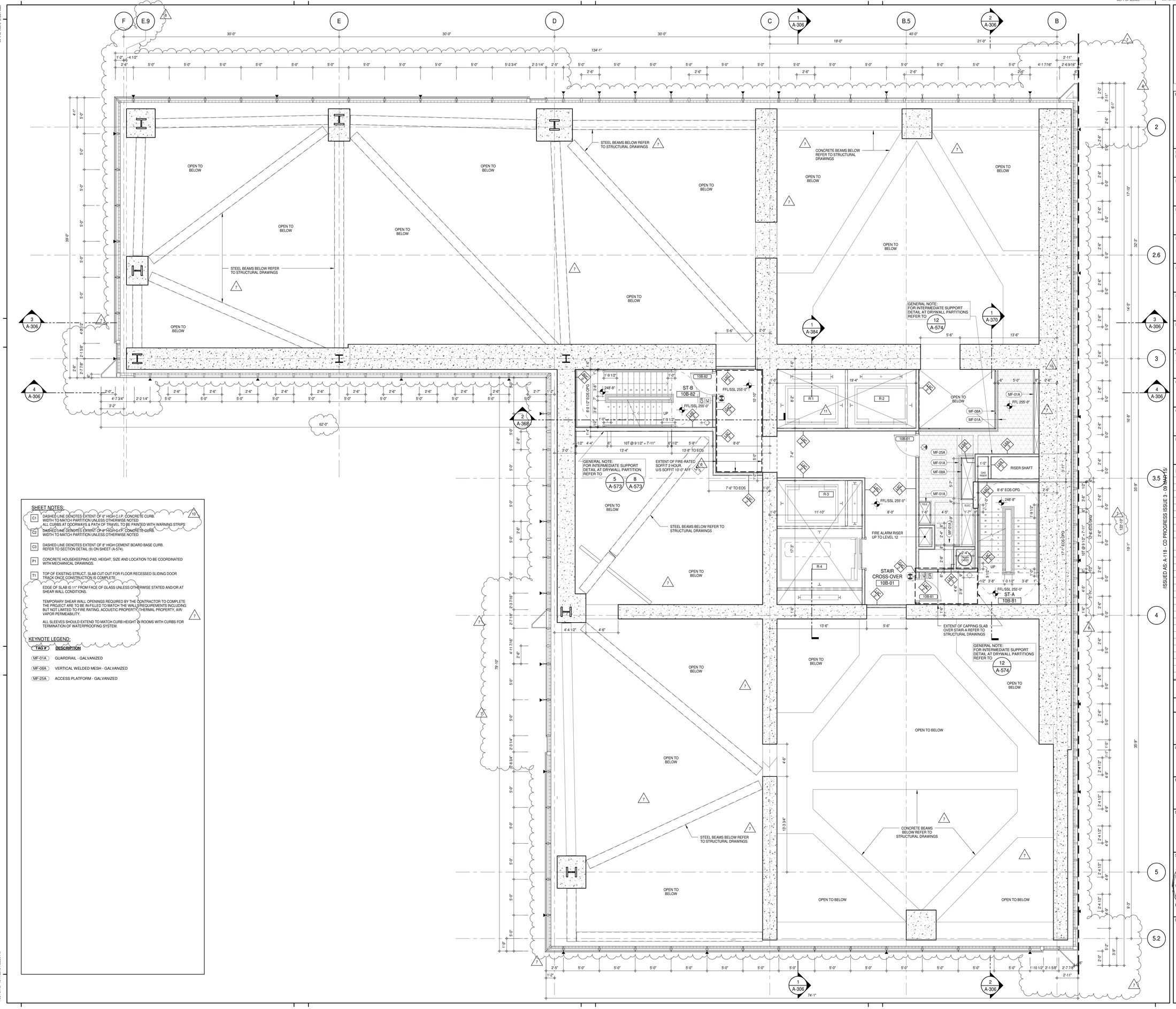


SHEET NOTES:

C1 DASHED LINE DENOTES EXTENT OF 6" HIGH C.I.P. CONCRETE CURB. WIDTH TO MATCH PARTITION UNLESS OTHERWISE NOTED. ALL CURBS AT DOORWAYS & PATH OF TRAVEL TO BE PAINTED WITH WARNING STRIPS.

C2 DASHED LINE DENOTES EXTENT OF 6" HIGH C.I.P. CONCRETE CURB. WIDTH TO MATCH PARTITION UNLESS OTHERWISE NOTED

C3 DASHED LINE DENOTES EXTENT OF 8" HIGH CEMENT BOARD BASE CURB. REFER TO SECTION DETAIL (9) ON SHEET (A-574).

P1 CONCRETE HOUSEKEEPING PAD, HEIGHT, SIZE AND LOCATION TO BE COORDINATED WITH MECHANICAL DRAWINGS.

T1 TOP OF EXISTING STRUCT. SLAB CUT OUT FOR FLOOR RECESSED SLIDING DOOR TRACK ONCE CONSTRUCTION IS COMPLETE.

EDGE OF SLAB IS 11" FROM FACE OF GLASS UNLESS OTHERWISE STATED AND/OR AT SHEAR WALL CONDITIONS.

TEMPORARY SHEAR WALL OPENINGS REQUIRED BY THE CONTRACTOR TO COMPLETE THE PROJECT ARE TO BE IN-FILLED TO MATCH THE WALLS REQUIREMENTS INCLUDING BUT NOT LIMITED TO FIRE RATING, ACOUSTIC PROPERTY, THERMAL PROPERTY, AIR/VAPOR PERMEABILITY.

ALL SLEEVES SHOULD EXTEND TO MATCH CURB HEIGHT IN ROOMS WITH CURBS FOR TERMINATION OF WATERPROOFING SYSTEM.

KEYNOTE LEGEND:

| TAG # | DESCRIPTION |
|---|---|
| MF-01A | GUARDRAIL - GALVANIZED |
| MF-08A | VERTICAL WELDED MESH - GALVANIZED |
| MF-25A | ACCESS PLATFORM - GALVANIZED |

KEY PLAN:

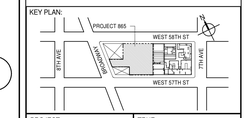


PROJECT NORTH / TRUE NORTH

DEVELOPER:
**EXTELL DEVELOPMENT COMPANY**
805 THIRD AVENUE, 7TH FLOOR
New York, NY 10022 USA
TEL: 212 712 6000 FAX: 212 712 6100

DESIGN ARCHITECT: Base Building Shell & Core
**ADRIAN SMITH + GORDON GILL ARCHITECTURE**
111 WEST MONROE STREET SUITE 2300
CHICAGO IL 60603
TEL: 312 920 1888 FAX: 312 920 1775

INTERIOR DESIGNER: Residential
**Rottet Architecture and Design Studio, PLLC**
298 Fifth Ave, 7th Floor
New York, NY 10001
TEL: 646 998 7000 FAX:

ARCHITECT OF RECORD: Base Building Shell, Core, & Residential
**AAI ARCHITECTS, P.C.**
401 Wellington St. W., 3rd Floor
Toronto, ON M5V 1E7 Canada
TEL: 416 967 1500 FAX: 416 967 7150

STRUCTURAL ENGINEERS:
**WSP CANTOR SEINUK**
228 EAST 45th Street
New York, NY 10017 USA
TEL: 212 687 9888 FAX: 646 487 5501

MEP ENGINEERS:
**AKF GROUP**
165 Broadway, 22nd Floor
New York, NY 10006 USA
TEL: 212 354 5656 FAX: 212 354 5668

GEOTECHNICAL ENGINEERS:
**Langan Engineering & Environmental Services**
21 Penn Plaza - 360 West 31st Street, 8th Floor
New York, NY 10001-2727
TEL: 212 479 5400 FAX: 212 479 5444

CODE CONSULTANTS:
**Construction Consulting Associates**
100 Church Street
New York, NY 10007
TEL: 212 385 1818 FAX: 212 385 1911

CURTAINWALL CONSULTANT:
**AJLP Consulting**
40 Worth Street. Suite 826
New York, NY 10013
TEL: 212 757 5659 FAX: 646 219 8508

LANDMARK/PRESERVATION CONSULTANT:
**Jan Hird Pokorny Associates, Inc.**
39 West 37th Street, 12A
New York, NY 10018
TEL: 212 759 6462 FAX: 212 759 6540

| No. | DESCRIPTION | DATE |
|---|---|---|
| 1 | CD PROGRESS ISSUE 1 | 15 OCT 14 |
| 2 | CD PROGRESS ISSUE 2 | 19 DEC 14 |
| 3 | D.O.B. SUBMISSION | 18 FEB 15 |
| 4 | CD PROGRESS ISSUE 3 | 09 MAR 15 |
| | D.O.B. SUBMISSION | 27 APR 15 |
| 5 | CD PROGRESS ISSUE 4 | 01 JUN 15 |
| 6 | CD PROGRESS ISSUE 5 | 10 AUG 15 |
| | D.O.B. AMENDMENT 2 | 21 SEP 15 |
| 7 | CD PROGRESS ISSUE 6 | 02 NOV 15 |
| 8 | CMU, DRYWALL, HOLLOW METAL DOORS UP TO 12F | 14 JAN 16 |
| 9 | CD PROGRESS ISSUE 7 | 29 JAN 16 |
| 10 | CD ISSUE 8 - GMP SET | 31 MAR 16 |
| 11 | CD BULLETIN ISSUE - 1 | 22 APR 16 |
| | D.O.B. AMENDMENT 3 | 03 OCT 16 |

ISSUED AS: A-118 - CD PROGRESS ISSUE 3 - 09 MAR 15

0 2' - 0" 4' - 0" 8' - 0"

**D.O.B. SUBMISSION**

Discrepancies must be reported immediately to the Architect before proceeding. Only figured dimensions are to be used. Contractors must check all dimensions on site. This drawing is protected by copyright.

ALL DIMENSIONS ARE SHOWN IN IMPERIAL.

CONSULTANT: AAI ARCHITECTS, P.C.

PROJECT:
**217 WEST 57TH STREET**
NEW YORK, NY

DRAWING TITLE:
10TH FLOOR INTERMEDIATE 2 PLAN (MFD-18TH FLOOR)

SEAL & SIGNATURE: REGISTERED ARCHITECT DAVID J. GARNER No. 028881 STATE OF NEW YORK

| | |
|---|---|
| DATE: | 15 OCT 14 |
| PROJECT No: | 1216-00 |
| DRAWN: Author | REV: 11 |
| CHK: Checker | |
| SCALE: 1/4" = 1'-0" | DWG No: A-119.02 |
| | DOB PAGE No: 94 of 454 |

DOB EMPLOYEE STAMP: DOB B-SCAN:

36" x 48" Arch E SHEET SIZE
FILE NAME:
PLOT DATE: 10/17/2016 7:52:59 PM

DEPT OF BLDGS 421208305 Job Number
E320304371 Scan Code

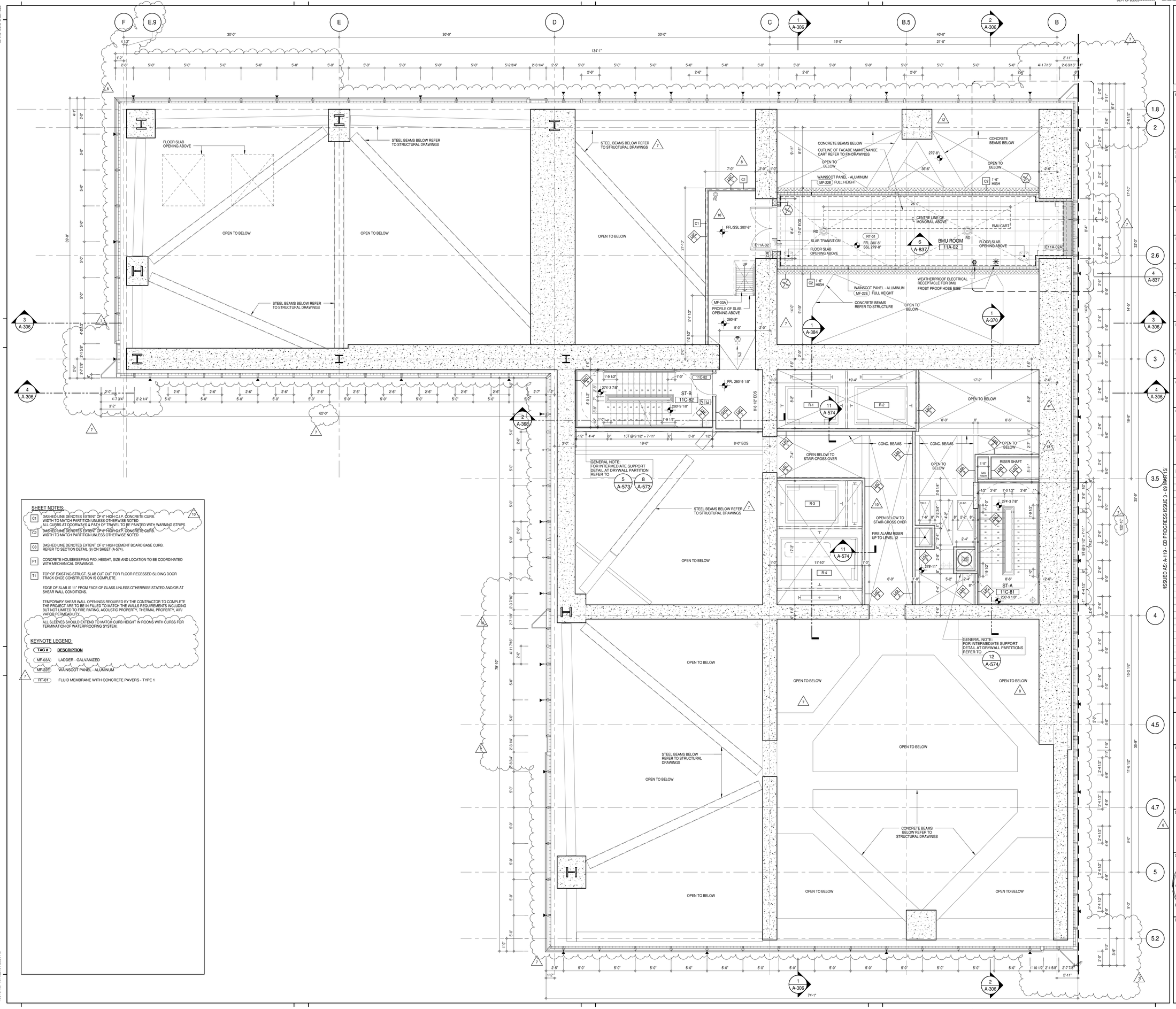


SHEET NOTES:

- C1 — DASHED LINE DENOTES EXTENT OF 6" HIGH C.I.P. CONCRETE CURB. WIDTH TO MATCH PARTITION UNLESS OTHERWISE NOTED. ALL CURBS AT DOORWAYS & PATH OF TRAVEL TO BE PAINTED WITH WARNING STRIPS.
- C2 — DASHED LINE DENOTES EXTENT OF 6" HIGH C.I.P. CONCRETE CURB. WIDTH TO MATCH PARTITION UNLESS OTHERWISE NOTED
- C3 — DASHED LINE DENOTES EXTENT OF 8" HIGH CEMENT BOARD BASE CURB. REFER TO SECTION DETAIL (9) ON SHEET (A-574).
- P1 — CONCRETE HOUSEKEEPING PAD, HEIGHT, SIZE AND LOCATION TO BE COORDINATED WITH MECHANICAL DRAWINGS.
- T1 — TOP OF EXISTING STRUCT. SLAB CUT OUT FOR FLOOR RECESSED SLIDING DOOR TRACK ONCE CONSTRUCTION IS COMPLETE.

EDGE OF SLAB IS 11" FROM FACE OF GLASS UNLESS OTHERWISE STATED AND/OR AT SHEAR WALL CONDITIONS.

TEMPORARY SHEAR WALL OPENINGS REQUIRED BY THE CONTRACTOR TO COMPLETE THE PROJECT ARE TO BE IN-FILLED TO MATCH THE WALLS REQUIREMENTS INCLUDING BUT NOT LIMITED TO FIRE RATING, ACOUSTIC PROPERTY, THERMAL PROPERTY, AIR/VAPOR PERMEABILITY.

ALL SLEEVES SHOULD EXTEND TO MATCH CURB HEIGHT IN ROOMS WITH CURBS FOR TERMINATION OF WATERPROOFING SYSTEM.

KEYNOTE LEGEND:

| TAG # | DESCRIPTION |
|---|---|
| MF-03A | LADDER - GALVANIZED |
| MF-22E | WAINSCOT PANEL - ALUMINUM |
| RT-01 | FLUID MEMBRANE WITH CONCRETE PAVERS - TYPE 1 |

KEY PLAN:

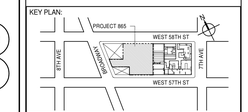


PROJECT NORTH | TRUE NORTH

DEVELOPER:
**EXTELL DEVELOPMENT COMPANY**
805 THIRD AVENUE, 7TH FLOOR
New York, NY 10022 USA
TEL: 212 712 6000 FAX: 212 712 6100

DESIGN ARCHITECT: Base Building Shell & Core
**ADRIAN SMITH + GORDON GILL ARCHITECTURE**
111 WEST MONROE STREET SUITE 2300
CHICAGO IL 60603
TEL: 312 920 1888 FAX: 312 920 1775

INTERIOR DESIGNER: Residential
**Rottet Architecture and Design Studio, PLLC**
298 Fifth Ave, 7th Floor
New York, NY 10001
TEL: 646 998 7000 FAX:

ARCHITECT OF RECORD: Base Building Shell, Core, & Residential
**AAI ARCHITECTS, P.C.**
401 Wellington St. W., 3rd Floor
Toronto, ON M5V 1E7 Canada
TEL: 416 967 1500 FAX: 416 967 7150

STRUCTURAL ENGINEERS:
**WSP CANTOR SEINUK**
228 EAST 45th Street
New York, NY 10017 USA
TEL: 212 687 9888 FAX: 646 487 5501

MEP ENGINEERS:
**AKF GROUP**
165 Broadway, 22nd Floor
New York, NY 10006 USA
TEL: 212 354 5656 FAX: 212 354 5668

GEOTECHNICAL ENGINEERS:
**Langan Engineering & Environmental Services**
21 Penn Plaza - 360 West 31st Street, 8th Floor
New York, NY 10001-2727
TEL: 212 479 5400 FAX: 212 479 5444

CODE CONSULTANTS:
**Construction Consulting Associates**
100 Church Street
New York, NY 10007
TEL: 212 385 1818 FAX: 212 385 1911

CURTAINWALL CONSULTANT:
**AJLP Consulting**
40 Worth Street. Suite 826
New York, NY 10013
TEL: 212 757 5659 FAX: 646 219 8508

LANDMARK/PRESERVATION CONSULTANT:
**Jan Hird Pokorny Associates, Inc.**
39 West 37th Street, 12A
New York, NY 10018
TEL: 212 759 6462 FAX: 212 759 6540

| No. | DESCRIPTION | DATE |
|---|---|---|
| 1 | CD PROGRESS ISSUE 1 | 15 OCT 14 |
| 2 | CD PROGRESS ISSUE 2 | 19 DEC 14 |
| 3 | D.O.B. SUBMISSION | 18 FEB 15 |
| 4 | CD PROGRESS ISSUE 3 | 09 MAR 15 |
| | D.O.B. SUBMISSION | 27 APR 15 |
| 5 | CD PROGRESS ISSUE 4 | 01 JUN 15 |
| 6 | CD PROGRESS ISSUE 5 | 10 AUG 15 |
| | D.O.B. AMENDMENT 2 | 21 SEP 15 |
| 7 | CD PROGRESS ISSUE 6 | 02 NOV 15 |
| 8 | CMU, DRYWALL, HOLLOW METAL DOORS UP TO 12F | 14 JAN 16 |
| 9 | CD PROGRESS ISSUE 7 | 29 JAN 16 |
| 10 | CD ISSUE 8 - GMP SET | 31 MAR 16 |
| 11 | CD BULLETIN ISSUE - 1 | 22 APR 16 |
| 12 | CD BULLETIN ISSUE - 3 | 25 MAY 16 |
| 13 | CD BULLETIN ISSUE - 7 | 14 SEP 16 |
| | D.O.B. AMENDMENT 3 | 03 OCT 16 |

ISSUED AS: A-119 - CD PROGRESS ISSUE 3 - 09 MAR 15

0 2'-0" 4'-0" 8'-0"

**D.O.B. SUBMISSION**

Discrepancies must be reported immediately to the Architect before proceeding. Only figured dimensions are to be used. Contractors must check all dimensions on site. This drawing is protected by copyright.

ALL DIMENSIONS ARE SHOWN IN IMPERIAL.

CONSULTANT: AAI ARCHITECTS, P.C.

PROJECT:
**217 WEST 57TH STREET**
NEW YORK, NY

DRAWING TITLE:
11TH FLOOR BMU PLAN (MFD-19TH FLOOR)

SEAL & SIGNATURE: REGISTERED ARCHITECT DAVID J. GARBER No. 028881 STATE OF NEW YORK

| | |
|---|---|
| DATE: | 15 OCT 14 |
| PROJECT No: | 1216-00 |
| DRAWN: Author | REV: 13 |
| CHK: Checker | |
| SCALE: 1/4" = 1'-0" | |
| DWG No: | A-120.02 |
| DOB PAGE No: | 95 of 454 |

DOB EMPLOYEE STAMP: DOB B-SCAN:

36" x 48" Arch E SHEET SIZE
FILE NAME:
PLOT DATE: 10/17/2016 7:53:56 PM

DEPT OF BLDGS 121253025 Job Number
E309860705 Scan Code

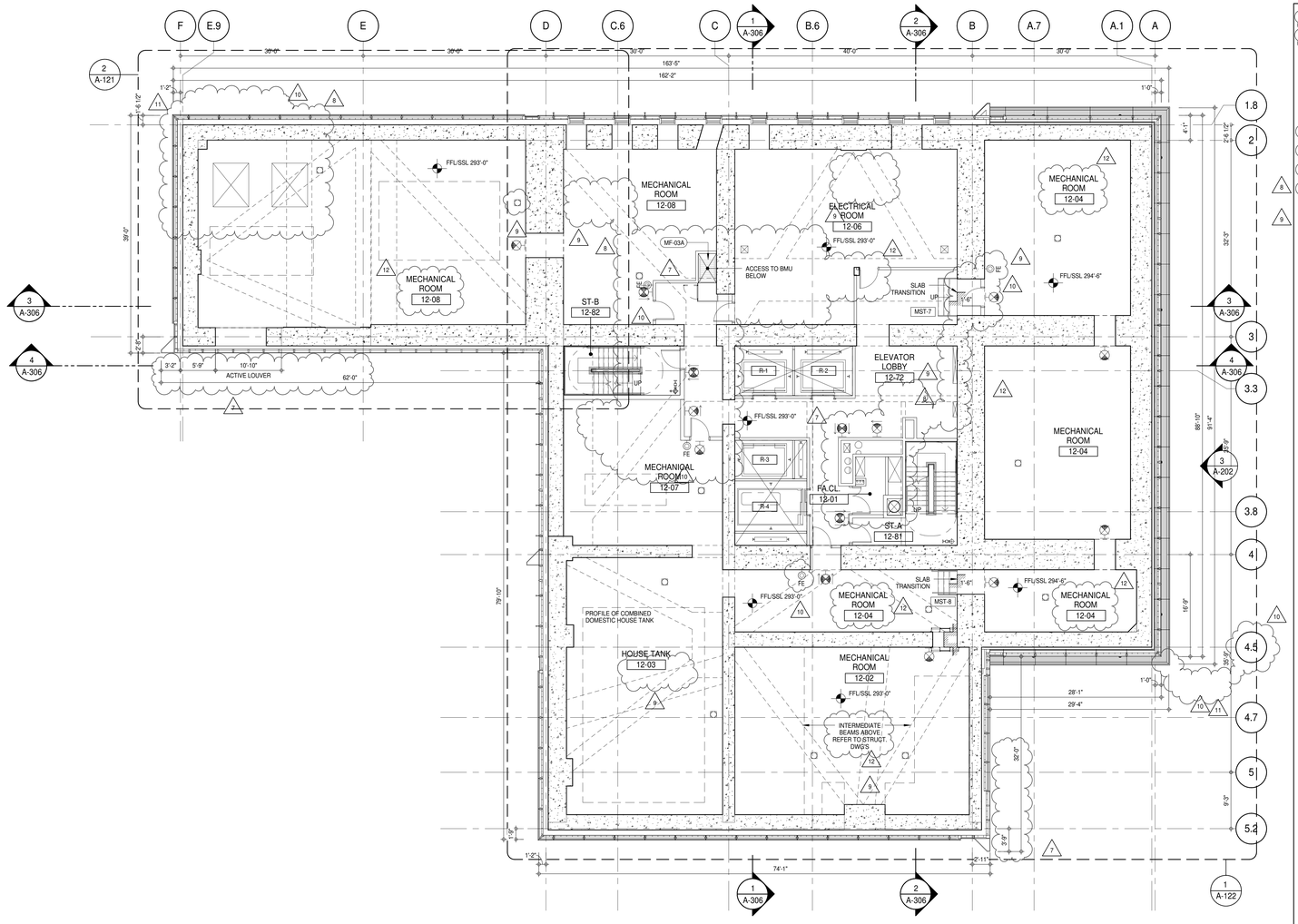


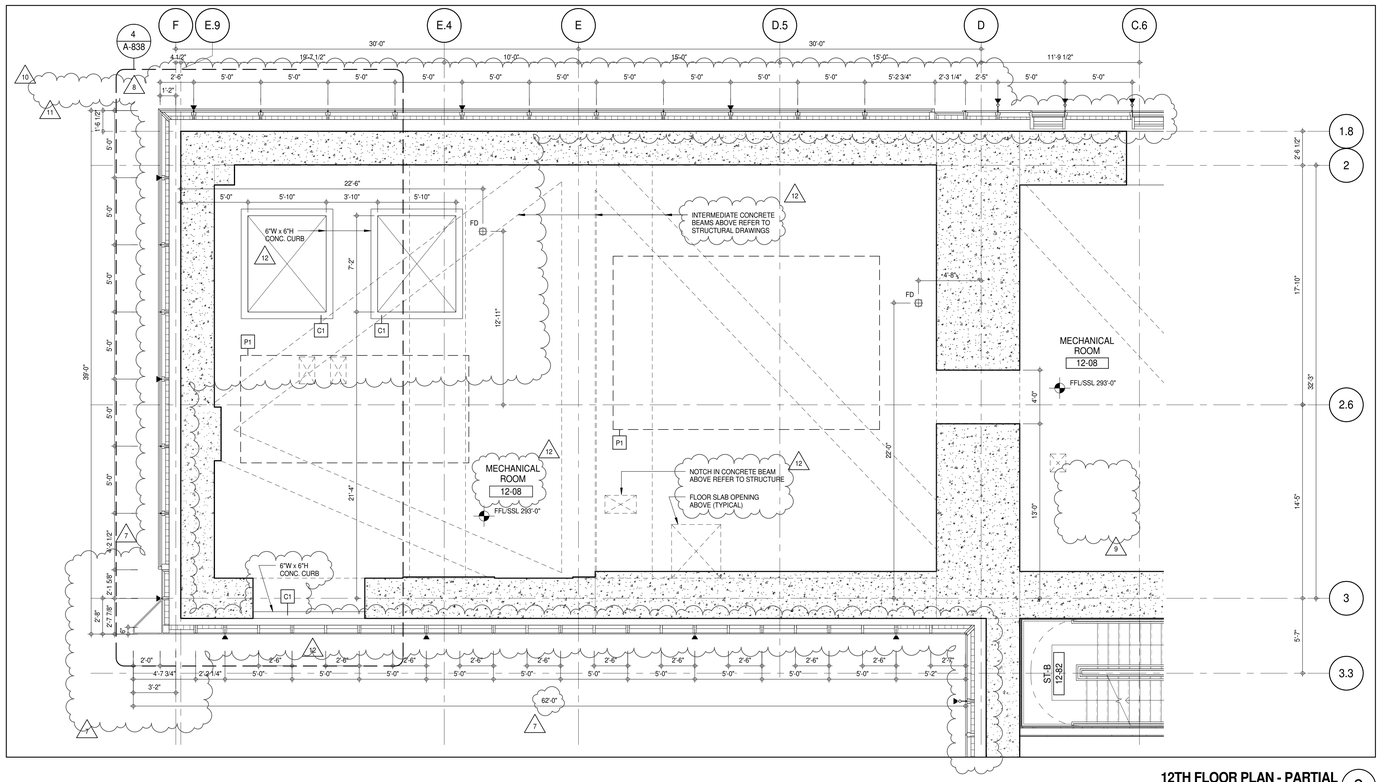


## 12TH FLOOR PLAN - PARTIAL (2)

A-121
1/4" = 1'-0"

SHEET NOTES:

C1 DASHED LINE DENOTES EXTENT OF 6" HIGH C.I.P. CONCRETE CURB. WIDTH TO MATCH PARTITION UNLESS OTHERWISE NOTED
ALL CURBS AT DOORWAYS & PATH OF TRAVEL TO BE PAINTED WITH WARNING STRIPS

C2 DASHED LINE DENOTES EXTENT OF 8" HIGH C.I.P. CONCRETE CURB. WIDTH TO MATCH PARTITION UNLESS OTHERWISE NOTED

C3 DASHED LINE DENOTES EXTENT OF 8" HIGH CEMENT BOARD BASE CURB. REFER TO SECTION DETAIL (9) ON SHEET (A-574).

P1 CONCRETE HOUSEKEEPING PAD, HEIGHT, SIZE AND LOCATION TO BE COORDINATED WITH MECHANICAL DRAWINGS.

T1 TOP OF EXISTING STRUCT. SLAB CUT OUT FOR FLOOR RECESSED SLIDING DOOR TRACK ONCE CONSTRUCTION IS COMPLETE.

EDGE OF SLAB IS 11" FROM FACE OF GLASS UNLESS OTHERWISE STATED AND/OR AT SHEAR WALL CONDITIONS.

TEMPORARY SHEAR WALL OPENINGS REQUIRED BY THE CONTRACTOR TO COMPLETE THE PROJECT ARE TO BE IN-FILLED TO MATCH THE WALLS REQUIREMENTS INCLUDING BUT NOT LIMITED TO FIRE RATING, ACOUSTIC PROPERTY, THERMAL PROPERTY, AIR/ VAPOR PERMEABILITY.

ALL SLEEVES SHOULD EXTEND TO MATCH CURB HEIGHT IN ROOMS WITH CURBS FOR TERMINATION OF WATERPROOFING SYSTEM.

KEYNOTE LEGEND:

| TAG # | DESCRIPTION |
|---|---|
| MF-03A | LADDER - GALVANIZED |

KEY PLAN:

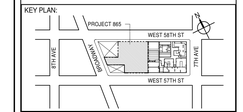


PROJECT NORTH / TRUE NORTH

DEVELOPER:
**EXTELL DEVELOPMENT COMPANY**
805 THIRD AVENUE, 7TH FLOOR
New York, NY 10022 USA
TEL: 212 712 6000 FAX: 212 712 6100

DESIGN ARCHITECT: Base Building Shell & Core
**ADRIAN SMITH + GORDON GILL ARCHITECTURE**
111 WEST MONROE STREET SUITE 2300
CHICAGO IL 60603
TEL: 312 920 1888 FAX: 312 920 1775

INTERIOR DESIGNER: Residential
**Rottet Architecture and Design Studio, PLLC**
298 Fifth Ave, 7th Floor
New York, NY 10001
TEL: 646 998 7000 FAX:

ARCHITECT OF RECORD: Base Building Shell, Core, & Residential
**AAI ARCHITECTS, P.C.**
401 Wellington St. W., 3rd Floor
Toronto, ON M5V 1E7 Canada
TEL: 416 967 1500 FAX: 416 967 7150

STRUCTURAL ENGINEERS:
**WSP CANTOR SEINUK**
228 EAST 45th Street
New York, NY 10017 USA
TEL: 212 687 9888 FAX: 646 487 5501

MEP ENGINEERS:
**AKF GROUP**
165 Broadway, 22nd Floor
New York, NY 10006 USA
TEL: 212 354 5656 FAX: 212 354 5668

GEOTECHNICAL ENGINEERS:
**Langan Engineering & Environmental Services**
21 Penn Plaza - 360 West 31st Street, 8th Floor
New York, NY 10001-2727
TEL: 212 479 5400 FAX: 212 479 5444

CODE CONSULTANTS:
**Construction Consulting Associates**
100 Church Street
New York, NY 10007
TEL: 212 385 1818 FAX: 212 385 1911

CURTAINWALL CONSULTANT:
**AJLP Consulting**
40 Worth Street. Suite 826
New York, NY 10013
TEL: 212 757 5659 FAX: 646 219 8508

LANDMARK/PRESERVATION CONSULTANT:
**Jan Hird Pokorny Associates, Inc.**
39 West 37th Street, 12A
New York, NY 10018
TEL: 212 759 6462 FAX: 212 759 6540

| No. | DESCRIPTION | DATE |
|---|---|---|
| 1 | CD PROGRESS ISSUE 1 | 15 OCT 14 |
| 2 | CD PROGRESS ISSUE 2 | 19 DEC 14 |
| 3 | D.O.B. SUBMISSION | 18 FEB 15 |
| 4 | CD PROGRESS ISSUE 3 | 09 MAR 15 |
| | D.O.B. SUBMISSION | 27 APR 15 |
| 5 | CD PROGRESS ISSUE 4 | 01 JUN 15 |
| 6 | CD PROGRESS ISSUE 5 | 10 AUG 15 |
| | D.O.B. AMENDMENT 2 | 21 SEP 15 |
| 7 | CD PROGRESS ISSUE 6 | 02 NOV 15 |
| 8 | CMU, DRYWALL, HOLLOW METAL DOORS UP TO 12F | 14 JAN 16 |
| 9 | CD PROGRESS ISSUE 7 | 29 JAN 16 |
| 10 | CD ISSUE 8 - GMP SET | 31 MAR 16 |
| 11 | CD BULLETIN ISSUE - 3 | 25 MAY 16 |
| 12 | CD BULLETIN ISSUE - 7 | 14 SEP 16 |
| | D.O.B. AMENDMENT 3 | 03 OCT 16 |

0 4'-0" 8'-0" 16'-0"

**D.O.B. SUBMISSION**

Discrepancies must be reported immediately to the Architect before proceeding. Only figured dimensions are to be used. Contractors must check all dimensions on site. This drawing is protected by copyright.

ALL DIMENSIONS ARE SHOWN IN IMPERIAL.

CONSULTANT: AAI ARCHITECTS, P.C.

PROJECT:
**217 WEST 57TH STREET**
NEW YORK, NY

DRAWING TITLE:
12TH FLOOR PLAN (MECHANICAL)
(MFD-20TH FLOOR)

SEAL & SIGNATURE: REGISTERED ARCHITECT ANDRE DAVID JARSKI STATE OF NEW YORK 028861

| | |
|---|---|
| DATE: | 15 OCT 14 |
| PROJECT No: | 1216-00 |
| DRAWN: Author | REV: |
| CHK: Checker | 12 |
| SCALE: As indicated | |
| DWG No: | A-121.02 |
| DOB PAGE No: | 96 of 454 |

DOB EMPLOYEE STAMP: DOB B-SCAN:

/ISSUED AS A-120 - CD PROGRESS ISSUE 3 - 09 MAR 15/

36" x 48" Arch E SHEET SIZE
FILE NAME:
PLOT DATE: 10/17/2016 6:49:13 PM

DEPT OF BLDGS 121253636 Job Number | E399264765 Scan Code

36" x 48" Arch E SHEET SIZE

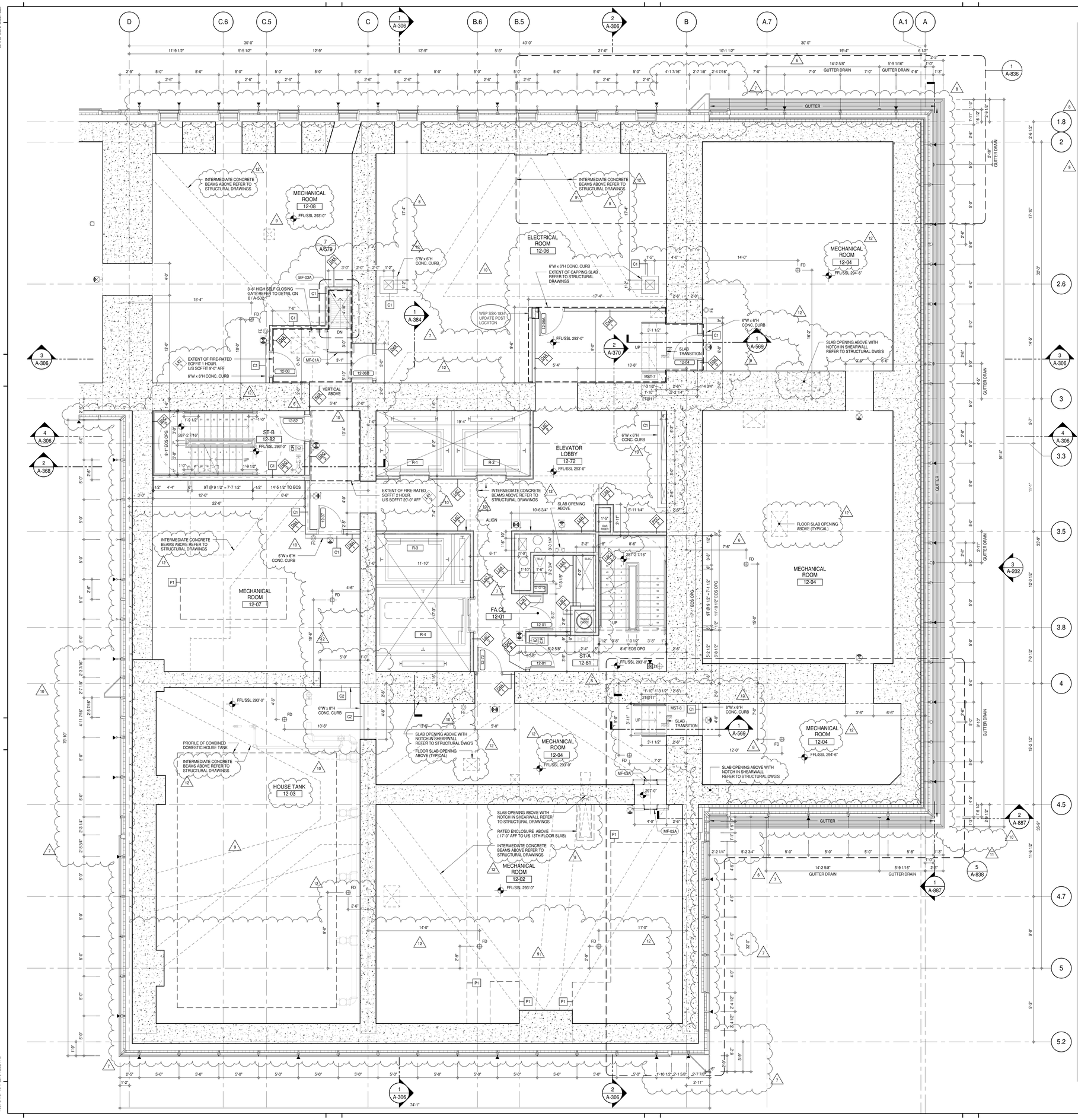


SHEET NOTES:

C1 DASHED LINE DENOTES EXTENT OF 6" HIGH C.I.P. CONCRETE CURB. WIDTH TO MATCH PARTITION UNLESS OTHERWISE NOTED. ALL CURBS AT DOORWAYS & PATH OF TRAVEL TO BE PAINTED WITH WARNING STRIPS

C2 DASHED LINE DENOTES EXTENT OF 8" HIGH C.I.P. CONCRETE CURB. WIDTH TO MATCH PARTITION UNLESS OTHERWISE NOTED

C3 DASHED LINE DENOTES EXTENT OF 8" HIGH CEMENT BOARD BASE CURB. REFER TO SECTION DETAIL (9) ON SHEET (A-574).

P1 CONCRETE HOUSEKEEPING PAD. HEIGHT, SIZE AND LOCATION TO BE COORDINATED WITH MECHANICAL DRAWINGS.

T1 TOP OF EXISTING STRUCT. SLAB CUT OUT FOR FLOOR RECESSED SLIDING DOOR TRACK ONCE CONSTRUCTION IS COMPLETE

EDGE OF SLAB IS 11" FROM FACE OF GLASS UNLESS OTHERWISE STATED AND/OR AT SHEAR WALL CONDITIONS.

TEMPORARY SHEAR WALL OPENINGS REQUIRED BY THE CONTRACTOR TO COMPLETE THE PROJECT ARE TO BE IN-FILLED TO MATCH THE WALLS REQUIREMENTS INCLUDING BUT NOT LIMITED TO FIRE RATING, ACOUSTIC PROPERTY, THERMAL PROPERTY, AIR/ VAPOR PERMEABILITY.

ALL SLEEVES SHOULD EXTEND TO MATCH CURB HEIGHT IN ROOMS WITH CURBS FOR TERMINATION OF WATERPROOFING SYSTEM.

KEYNOTE LEGEND:

| TAG # | DESCRIPTION |
|---|---|
| MF-01A | GUARDRAIL - GALVANIZED |
| MF-03A | LADDER - GALVANIZED |

KEY PLAN:

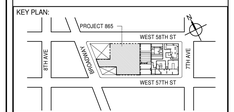


PROJECT NORTH | TRUE NORTH


DEVELOPER:
**EXTELL DEVELOPMENT COMPANY**
805 THIRD AVENUE, 7TH FLOOR
New York, NY 10022 USA
TEL: 212 712 6000 FAX: 212 712 6100

DESIGN ARCHITECT: Base Building Shell & Core
**ADRIAN SMITH + GORDON GILL ARCHITECTURE**
111 WEST MONROE STREET SUITE 2300
CHICAGO IL 60603
TEL: 312 920 1888 FAX: 312 920 1775

INTERIOR DESIGNER: Residential
**Rottet Architecture and Design Studio, PLLC**
298 Fifth Ave, 7th Floor
New York, NY 10001
TEL: 646 998 7000 FAX:

ARCHITECT OF RECORD: Base Building Shell, Core, & Residential
**AAI ARCHITECTS, P.C.**
401 Wellington St. W., 3rd Floor
Toronto, ON M5V 1E7 Canada
TEL: 416 967 1500 FAX: 416 967 7150

STRUCTURAL ENGINEERS:
**WSP CANTOR SEINUK**
228 EAST 45th Street
New York, NY 10017 USA
TEL: 212 687 9888 FAX: 646 487 5501

MEP ENGINEERS:
**AKF GROUP**
165 Broadway, 22nd Floor
New York, NY 10006 USA
TEL: 212 354 5656 FAX: 212 354 5668

GEOTECHNICAL ENGINEERS:
**Langan Engineering & Environmental Services**
21 Penn Plaza - 360 West 31st Street, 8th Floor
New York, NY 10001-2727
TEL: 212 479 5400 FAX: 212 479 5444

CODE CONSULTANTS:
**Construction Consulting Associates**
100 Church Street
New York, NY 10007
TEL: 212 385 1818 FAX: 212 385 1911

CURTAINWALL CONSULTANT:
**AJLP Consulting**
40 Worth Street. Suite 826
New York, NY 10013
TEL: 212 757 5659 FAX: 646 219 8508

LANDMARK/PRESERVATION CONSULTANT:
**Jan Hird Pokorny Associates, Inc.**
39 West 37th Street, 12A
New York, NY 10018
TEL: 212 759 6462 FAX: 212 759 6540


| No. | DESCRIPTION | DATE |
|---|---|---|
| 1 | CD PROGRESS ISSUE 1 | 15 OCT 14 |
| 2 | CD PROGRESS ISSUE 2 | 19 DEC 14 |
| 3 | D.O.B. SUBMISSION | 18 FEB 15 |
| 4 | CD PROGRESS ISSUE 3 | 09 MAR 15 |
| | D.O.B. SUBMISSION | 27 APR 15 |
| 5 | CD PROGRESS ISSUE 4 | 01 JUN 15 |
| 6 | CD PROGRESS ISSUE 5 | 10 AUG 15 |
| | D.O.B. AMENDMENT 2 | 21 SEP 15 |
| 7 | CD PROGRESS ISSUE 6 | 02 NOV 15 |
| 8 | CMU, DRYWALL, HOLLOW METAL DOORS UP TO 12F | 14 JAN 16 |
| 9 | CD PROGRESS ISSUE 7 | 29 JAN 16 |
| 10 | CD ISSUE 8 - GMP SET | 31 MAR 16 |
| 11 | CD BULLETIN ISSUE - 3 | 25 MAY 16 |
| 12 | CD BULLETIN ISSUE - 7 | 14 SEP 16 |
| | D.O.B. AMENDMENT 3 | 03 OCT 16 |

/ISSUED AS: A-120A - CD PROGRESS ISSUE 3 - 09 MAR 15/

0 2' - 0" 4' - 0" 8' - 0"

**D.O.B. SUBMISSION**

Discrepancies must be reported immediately to the Architect before proceeding. Only figured dimensions are to be used. Contractors must check all dimensions on site. This drawing is protected by copyright.

ALL DIMENSIONS ARE SHOWN IN IMPERIAL.

CONSULTANT:
AAI ARCHITECTS, P.C.

PROJECT:
**217 WEST 57TH STREET**
NEW YORK, NY

DRAWING TITLE:
12TH FLOOR PLAN (MECHANICAL) (MFD-20TH FLOOR)

SEAL & SIGNATURE: REGISTERED ARCHITECT RICHARD DAVID JAMES No. 026881 STATE OF NEW YORK

| | |
|---|---|
| DATE: | 15 OCT 14 |
| PROJECT No: | 1216-00 |
| DRAWN: Author | REV: 12 |
| CHK: Checker | |
| SCALE: 1/4" = 1'-0" | |
| DWG No: | A-122.02 |
| DOB PAGE No: | 97 of 454 |

DOB EMPLOYEE STAMP: | DOB B-SCAN:

FILE NAME: - 10/17/2016 7:23:24 PM
PLOT DATE:

DEPT OF BLDGS 421226305 Job Number
E3071663478B Scan Code

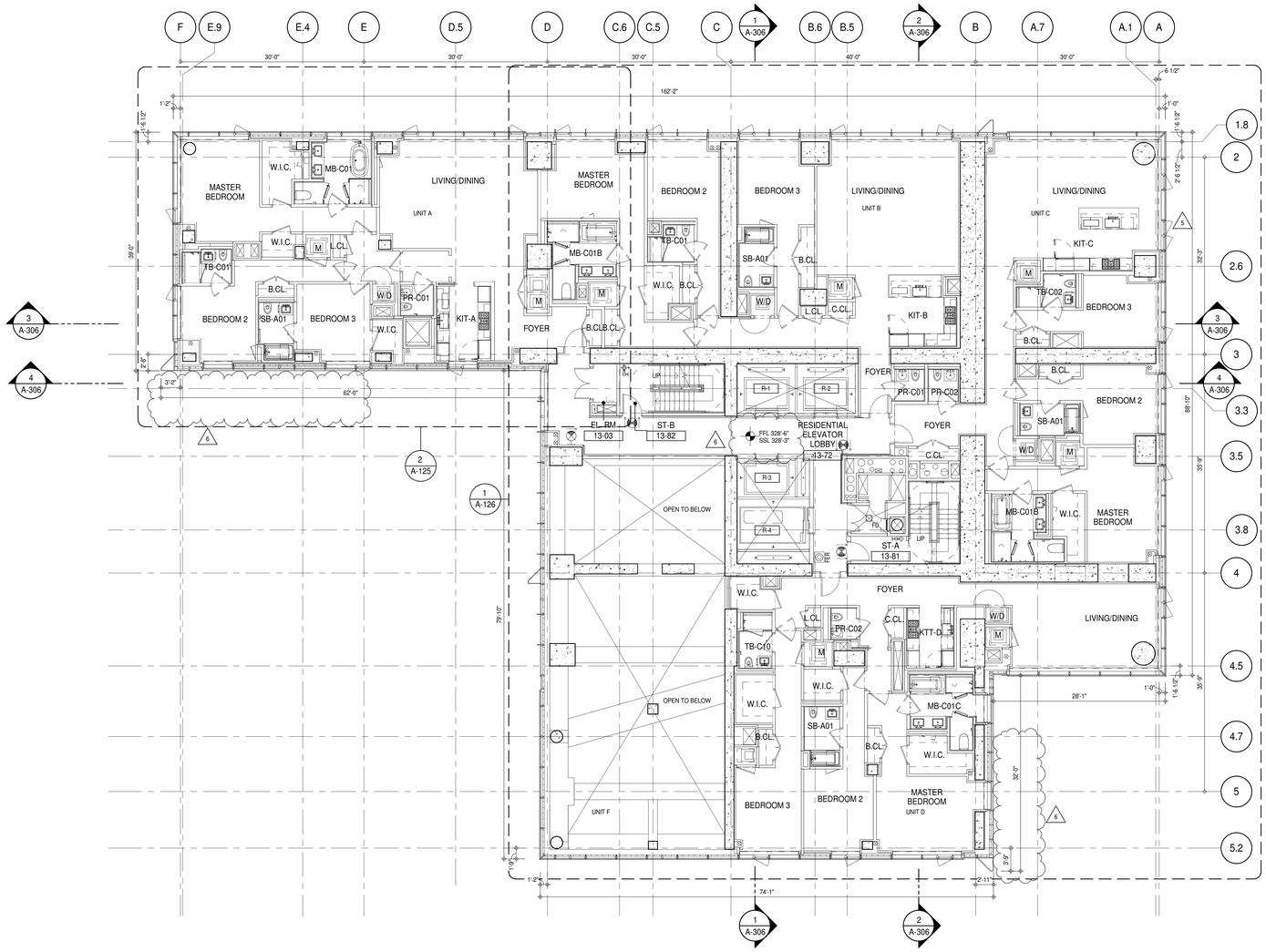


## SHEET NOTES:

C1 DASHED LINE DENOTES EXTENT OF 6" HIGH C.I.P. CONCRETE CURB. WIDTH TO MATCH PARTITION UNLESS OTHERWISE NOTED
ALL CURBS AT DOORWAYS & PATH OF TRAVEL TO BE PAINTED WITH WARNING STRIPS

C2 DASHED LINE DENOTES EXTENT OF 6" HIGH C.I.P. CONCRETE CURB. WIDTH TO MATCH PARTITION UNLESS OTHERWISE NOTED

C3 DASHED LINE DENOTES EXTENT OF 8" HIGH CEMENT BOARD BASE CURB. REFER TO SECTION DETAIL (9) ON SHEET (A-574).

P1 CONCRETE HOUSEKEEPING PAD, HEIGHT, SIZE AND LOCATION TO BE COORDINATED WITH MECHANICAL DRAWINGS.

T1 TOP OF EXISTING STRUCT. SLAB CUT OUT FOR FLOOR RECESSED SLIDING DOOR TRACK ONCE CONSTRUCTION IS COMPLETE.

EDGE OF SLAB IS 11" FROM FACE OF GLASS UNLESS OTHERWISE STATED AND/OR AT SHEAR WALL CONDITIONS.

TEMPORARY SHEAR WALL OPENINGS REQUIRED BY THE CONTRACTOR TO COMPLETE THE PROJECT ARE TO BE IN-FILLED TO MATCH THE WALLS REQUIREMENTS INCLUDING BUT NOT LIMITED TO FIRE RATING, ACOUSTIC PROPERTY, THERMAL PROPERTY, AIR/ VAPOR PERMEABILITY.

ALL SLEEVES SHOULD EXTEND TO MATCH CURB HEIGHT IN ROOMS WITH CURBS FOR TERMINATION OF WATERPROOFING SYSTEM.

## KEYNOTE LEGEND:

| TAG # | DESCRIPTION |
|---|---|
| AD-02C | ACCESS DOOR FLUSH NON RATED 18" x 18" - GYP |
| AD-02H | ACCESS DOOR FLUSH NON RATED 28" X 17" - GYP |
| FTE-01 | FIN TUBE ENCLOSURE |
| RNS-01 | ROD AND SHELF (REFER TO AI-880) |
| RNS-02 | ROD AND SHELF (N.I.C) |

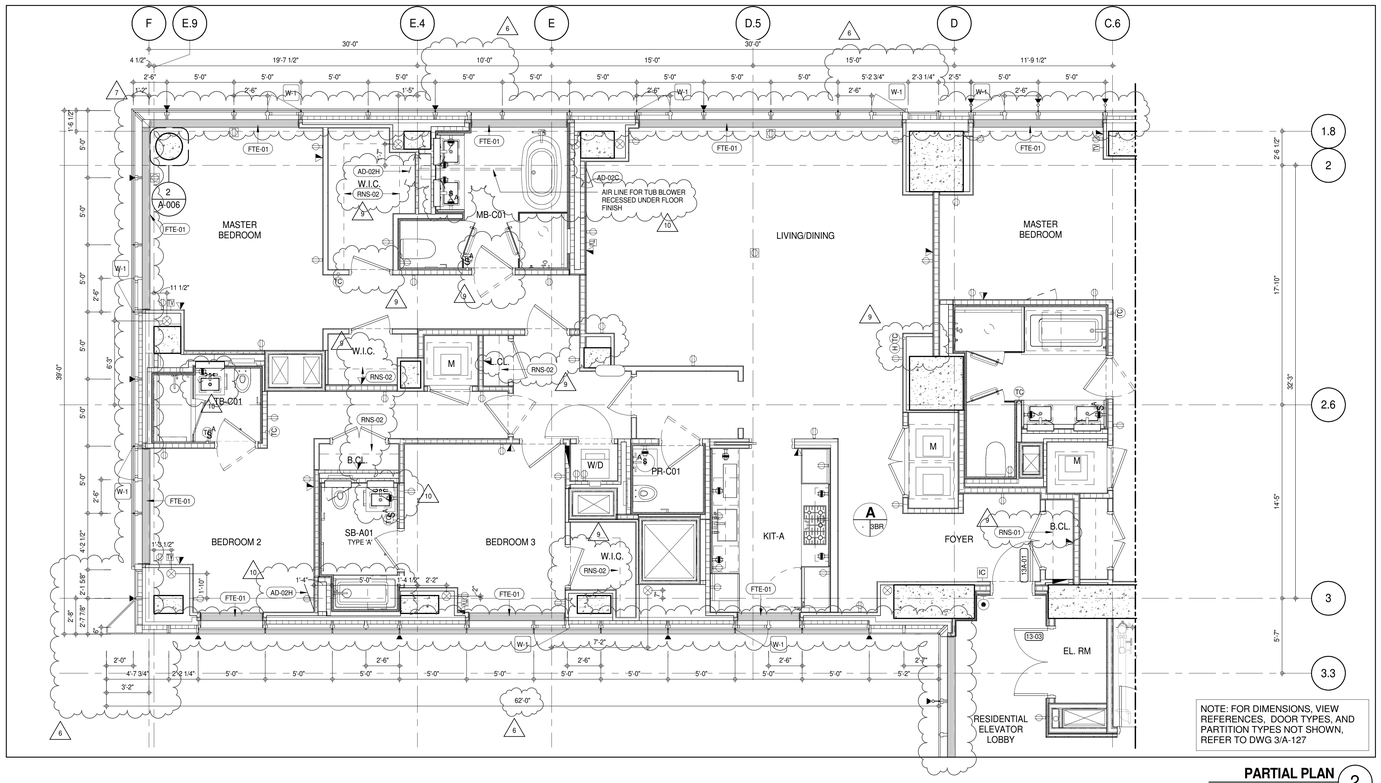


NOTE: FOR DIMENSIONS, VIEW REFERENCES, DOOR TYPES, AND PARTITION TYPES NOT SHOWN, REFER TO DWG 3/A-127

**PARTIAL PLAN** 2
A-125
1/4" = 1'-0"

KEY PLAN:

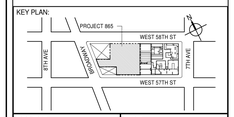


PROJECT NORTH / TRUE NORTH

DEVELOPER:
**EXTELL DEVELOPMENT COMPANY**
805 THIRD AVENUE, 7TH FLOOR
New York, NY 10022 USA
TEL: 212 712 6000 FAX: 212 712 6100

DESIGN ARCHITECT: Base Building Shell & Core
**ADRIAN SMITH + GORDON GILL ARCHITECTURE**
111 WEST MONROE STREET SUITE 2300
CHICAGO IL 60603
TEL: 312 920 1888 FAX: 312 920 1775

INTERIOR DESIGNER: Residential
**Rottet Architecture and Design Studio, PLLC**
298 Fifth Ave, 7th Floor
New York, NY 10001
TEL: 646 998 7000 FAX:

ARCHITECT OF RECORD: Base Building Shell, Core, & Residential
**AAI ARCHITECTS, P.C.**
401 Wellington St. W., 3rd Floor
Toronto, ON M5V 1E7 Canada
TEL: 416 967 1500 FAX: 416 967 7150

STRUCTURAL ENGINEERS:
**WSP CANTOR SEINUK**
228 EAST 45th Street
New York, NY 10017 USA
TEL: 212 687 9888 FAX: 646 487 5501

MEP ENGINEERS:
**AKF GROUP**
165 Broadway, 22nd Floor
New York, NY 10006 USA
TEL: 212 354 5656 FAX: 212 354 5668

GEOTECHNICAL ENGINEERS:
**Langan Engineering & Environmental Services**
21 Penn Plaza - 360 West 31st Street, 8th Floor
New York, NY 10001-2727
TEL: 212 479 5400 FAX: 212 479 5444

CODE CONSULTANTS:
**Construction Consulting Associates**
100 Church Street
New York, NY 10007
TEL: 212 385 1818 FAX: 212 385 1911

CURTAINWALL CONSULTANT:
**AJLP Consulting**
40 Worth Street. Suite 826
New York, NY 10013
TEL: 212 757 5659 FAX: 646 219 8508

LANDMARK/PRESERVATION CONSULTANT:
**Jan Hird Pokorny Associates, Inc.**
39 West 37th Street, 12A
New York, NY 10018
TEL: 212 759 6462 FAX: 212 759 6540

| No. | DESCRIPTION | DATE |
|---|---|---|
| 1 | CD PROGRESS ISSUE 2 | 19 DEC 14 |
| 2 | D.O.B. SUBMISSION | 18 FEB 15 |
| 3 | CD PROGRESS ISSUE 3 | 09 MAR 15 |
| | D.O.B. SUBMISSION | 27 APR 15 |
| 4 | CD PROGRESS ISSUE 4 | 01 JUN 15 |
| 5 | CD PROGRESS ISSUE 5 | 10 AUG 15 |
| | D.O.B. AMENDMENT 2 | 21 SEP 15 |
| 6 | CD PROGRESS ISSUE 6 | 02 NOV 15 |
| 7 | CD PROGRESS ISSUE 7 | 29 JAN 16 |
| 8 | CD ISSUE 8 - GMP SET | 31 MAR 16 |
| 9 | CD BULLETIN ISSUE - 5 | 12 AUG 16 |
| 10 | CD BULLETIN ISSUE - 7 | 14 SEP 16 |
| | D.O.B. AMENDMENT 3 | 03 OCT 16 |

/ISSUED AS: A-122 - CD PROGRESS ISSUE 3 - 09 MAR 15/

0 4'-0" 8'-0" 16'-0"

**D.O.B. SUBMISSION**

Discrepancies must be reported immediately to the Architect before proceeding. Only figured dimensions are to be used. Contractors must check all dimensions on site. This drawing is protected by copyright.

ALL DIMENSIONS ARE SHOWN IN IMPERIAL.

CONSULTANT: AAI ARCHITECTS, P.C.

PROJECT:
**217 WEST 57TH STREET**
NEW YORK, NY

DRAWING TITLE:
13TH FLOOR PLAN (RESIDENTIAL - TIER 1) (MFD-32ND FLOOR)

SEAL & SIGNATURE: REGISTERED ARCHITECT STEVE DAVID JANSEN No. 028881 STATE OF NEW YORK

| | |
|---|---|
| DATE: | 19 DEC 14 |
| PROJECT No: | 1216-00 |
| DRAWN: Author | REV: 10 |
| Chk: Checker | |
| SCALE: As indicated | |
| DWG No: | A-125.02 |
| DOB PAGE No: | 98 of 454 |

DOB EMPLOYEE STAMP: DOB B-SCAN:

36" x 48" Arch E SHEET SIZE
FILE NAME:
PLOT DATE: 10/17/2016 6:40:09 PM

DEPT OF BLDGS 121253635 Job Number
E300520635 Scan Code

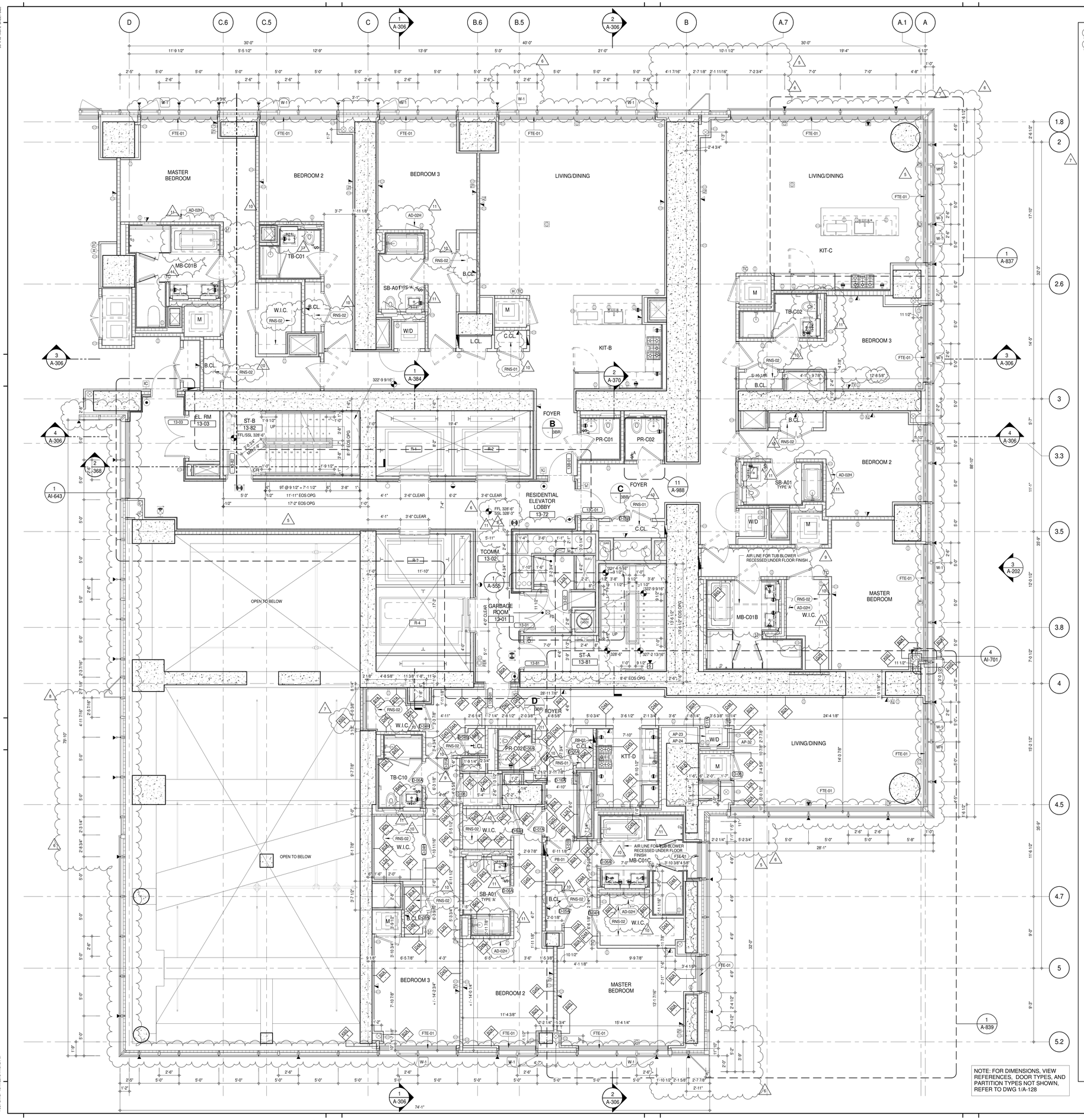


## SHEET NOTES:

C1 DASHED LINE DENOTES EXTENT OF 6" HIGH C.I.P. CONCRETE CURB. WIDTH TO MATCH PARTITION UNLESS OTHERWISE NOTED
ALL CURBS AT DOORWAYS & PATH OF TRAVEL TO BE PAINTED WITH WARNING STRIPS

C2 DASHED LINE DENOTES EXTENT OF 8" HIGH C.I.P. CONCRETE CURB. WIDTH TO MATCH PARTITION UNLESS OTHERWISE NOTED

C3 DASHED LINE DENOTES EXTENT OF 8" HIGH CEMENT BOARD BASE CURB. REFER TO SECTION DETAIL (9) ON SHEET (A-574).

P1 CONCRETE HOUSEKEEPING PAD, HEIGHT, SIZE AND LOCATION TO BE COORDINATED WITH MECHANICAL DRAWINGS.

T1 TOP OF EXISTING STRUCT. SLAB CUT OUT FOR FLOOR RECESSED SLIDING DOOR TRACK ONCE CONSTRUCTION IS COMPLETE.

EDGE OF SLAB IS 11" FROM FACE OF GLASS UNLESS OTHERWISE STATED AND/OR AT SHEAR WALL CONDITIONS.

TEMPORARY SHEAR WALL OPENINGS REQUIRED BY THE CONTRACTOR TO COMPLETE THE PROJECT ARE TO BE IN-FILLED TO MATCH THE WALLS REQUIREMENTS INCLUDING BUT NOT LIMITED TO FIRE RATING, ACOUSTIC PROPERTY, THERMAL PROPERTY, AIR/ VAPOR PERMEABILITY.

ALL SLEEVES SHOULD EXTEND TO MATCH CURB HEIGHT IN ROOMS WITH CURBS FOR TERMINATION OF WATERPROOFING SYSTEM.

## KEYNOTE LEGEND:

| TAG # | DESCRIPTION |
|---|---|
| AD-02H | ACCESS DOOR FLUSH NON RATED 28" X 17" - GYP |
| AP-23 | COMPACT ELECTRIC DRYER |
| AP-24 | COMPACT WASHING MACHINE |
| AP-32 | RECESSED DRYER VENT BOX - UPWARD VENTING |
| FTE-01 | FIN TUBE ENCLOSURE |
| PB-01 | RESIDENTIAL ELECTRICAL PANELBOARD |
| PB-02 | RESIDENTIAL TELECOM PANELBOARD |
| RNS-01 | ROD AND SHELF (REFER TO AI-880) |
| RNS-02 | ROD AND SHELF (N.I.C) |

KEY PLAN:

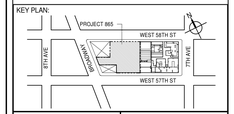


PROJECT NORTH: TRUE NORTH

DEVELOPER:
***EXTELL DEVELOPMENT COMPANY***
805 THIRD AVENUE, 7TH FLOOR
New York, NY 10022 USA
TEL: 212 712 6000 FAX: 212 712 6100

DESIGN ARCHITECT: Base Building Shell & Core
***ADRIAN SMITH + GORDON GILL ARCHITECTURE***
111 WEST MONROE STREET SUITE 2300
CHICAGO IL 60603
TEL: 312 920 1888 FAX: 312 920 1775

INTERIOR DESIGNER: Residential
***Rottet Architecture and Design Studio, PLLC***
298 Fifth Ave, 7th Floor
New York, NY 10001
TEL: 646 998 7000 FAX:

ARCHITECT OF RECORD: Base Building Shell, Core, & Residential
***AAI ARCHITECTS, P.C.***
401 Wellington St. W., 3rd Floor
Toronto, ON M5V 1E7 Canada
TEL: 416 967 1500 FAX: 416 967 7150

STRUCTURAL ENGINEERS:
***WSP CANTOR SEINUK***
228 EAST 45th Street
New York, NY 10017 USA
TEL: 212 687 9888 FAX: 646 487 5501

MEP ENGINEERS:
***AKF GROUP***
165 Broadway, 22nd Floor
New York, NY 10006 USA
TEL: 212 354 5656 FAX: 212 354 5668

GEOTECHNICAL ENGINEERS:
***Langan Engineering & Environmental Services***
21 Penn Plaza - 360 West 31st Street, 8th Floor
New York, NY 10001-2727
TEL: 212 479 5400 FAX: 212 479 5444

CODE CONSULTANTS:
***Construction Consulting Associates***
100 Church Street
New York, NY 10007
TEL: 212 385 1818 FAX: 212 385 1911

CURTAINWALL CONSULTANT:
***AJLP Consulting***
40 Worth Street. Suite 826
New York, NY 10013
TEL: 212 757 5659 FAX: 646 219 8508

LANDMARK/PRESERVATION CONSULTANT:
***Jan Hird Pokorny Associates, Inc.***
39 West 37th Street, 12A
New York, NY 10018
TEL: 212 759 6462 FAX: 212 759 6540

| No. | DESCRIPTION | DATE |
|---|---|---|
| 1 | CD PROGRESS ISSUE 2 | 19 DEC 14 |
| 2 | D.O.B. SUBMISSION | 18 FEB 15 |
| 3 | CD PROGRESS ISSUE 3 | 09 MAR 15 |
| | D.O.B. SUBMISSION | 27 APR 15 |
| 4 | CD PROGRESS ISSUE 4 | 01 JUN 15 |
| 5 | CD PROGRESS ISSUE 5 | 10 AUG 15 |
| | D.O.B. AMENDMENT 2 | 21 SEP 15 |
| 6 | CD PROGRESS ISSUE 6 | 02 NOV 15 |
| 7 | CD PROGRESS ISSUE 7 | 29 JAN 16 |
| 8 | CD ISSUE 8 - GMP SET | 31 MAR 16 |
| 9 | CD BULLETIN ISSUE - 1 | 22 APR 16 |
| 10 | CD BULLETIN ISSUE - 5 | 12 AUG 16 |
| 11 | CD BULLETIN ISSUE - 7 | 14 SEP 16 |
| | D.O.B. AMENDMENT 3 | 03 OCT 16 |

/ISSUED AS: A-122A - CD PROGRESS ISSUE 3 - 09 MAR 15/

0 2'-0" 4'-0" 8'-0"

**D.O.B. SUBMISSION**

Discrepancies must be reported immediately to the Architect before proceeding. Only figured dimensions are to be used. Contractors must check all dimensions on site. This drawing is protected by copyright.

ALL DIMENSIONS ARE SHOWN IN IMPERIAL.

CONSULTANT: AAI ARCHITECTS, P.C.

PROJECT:
**217 WEST 57TH STREET**
NEW YORK, NY

DRAWING TITLE:
13TH FLOOR PLAN (RESIDENTIAL - TIER 1) (MFD-32ND FLOOR)

SEAL & SIGNATURE: REGISTERED ARCHITECT RICHARD DAVID JANSSEN No. 028881 STATE OF NEW YORK

| | |
|---|---|
| DATE: | 19 DEC 14 |
| PROJECT No: | 1216-00 |
| DRAWN: Author | REV: 11 |
| CHK: Checker | |
| SCALE: 1/4" = 1'-0" | |
| DWG No: | **A-126.02** |
| DOB PAGE No: | 99 of 454 |

DOB EMPLOYEE STAMP: DOB B-SCAN:

36" x 48" Arch E SHEET SIZE
FILE NAME:
PLOT DATE: 10/17/2016 7:46:45 PM

DEPT OF BLDGS 421263626 Job Number
E340073105 Scan Code

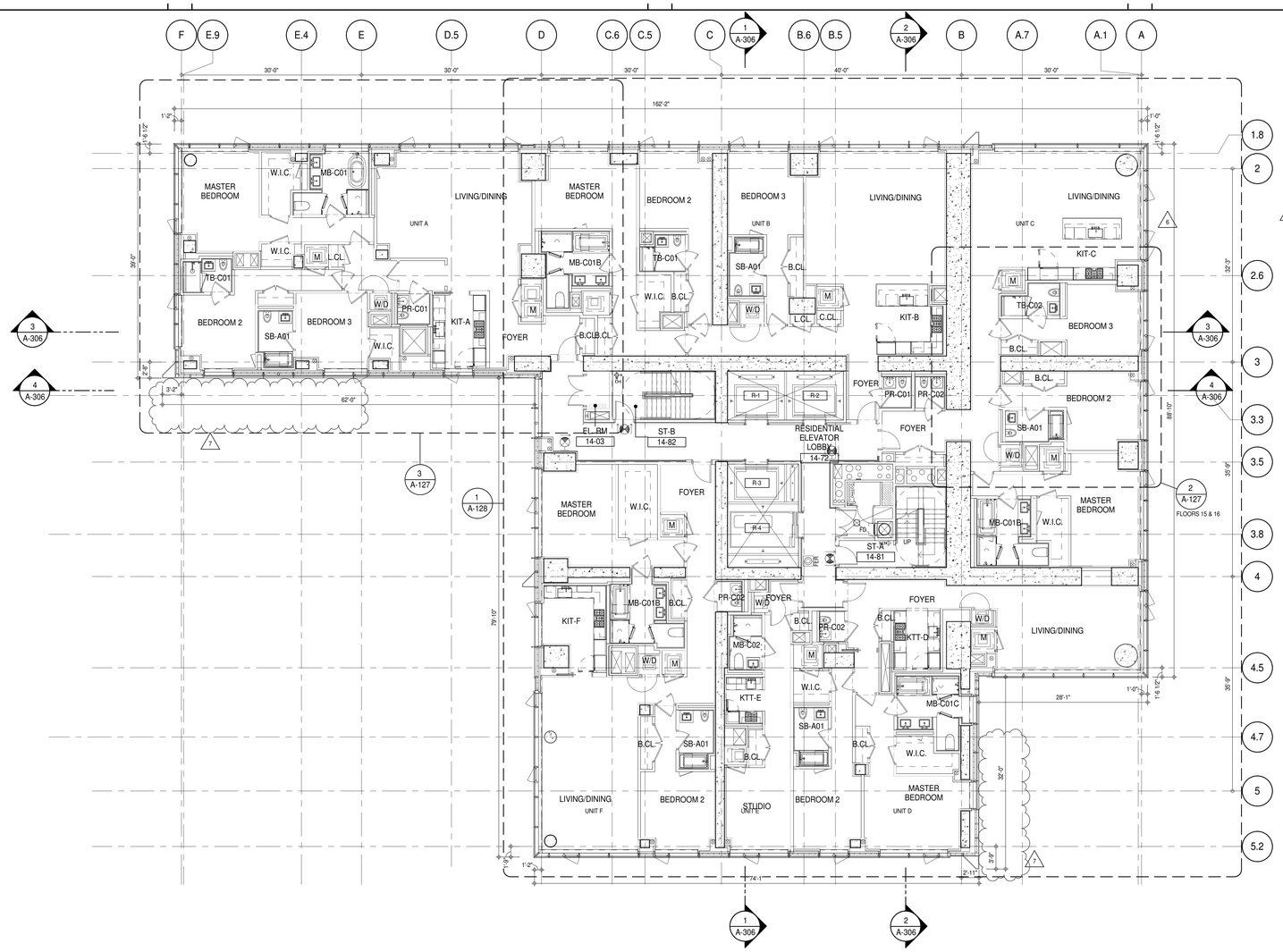


## SHEET NOTES:

C1 DASHED LINE DENOTES EXTENT OF 6" HIGH C.I.P. CONCRETE CURB. WIDTH TO MATCH PARTITION UNLESS OTHERWISE NOTED
ALL CURBS AT DOORWAYS & PATH OF TRAVEL TO BE PAINTED WITH WARNING STRIPS

C2 DASHED LINE DENOTES EXTENT OF 6" HIGH C.I.P. CONCRETE CURB. WIDTH TO MATCH PARTITION UNLESS OTHERWISE NOTED

C3 DASHED LINE DENOTES EXTENT OF 8" HIGH CEMENT BOARD BASE CURB. REFER TO SECTION DETAIL (9) ON SHEET (A-574).

P1 CONCRETE HOUSEKEEPING PAD, HEIGHT, SIZE AND LOCATION TO BE COORDINATED WITH MECHANICAL DRAWINGS.

T1 TOP OF EXISTING STRUCT. SLAB CUT OUT FOR FLOOR RECESSED SLIDING DOOR TRACK ONCE CONSTRUCTION IS COMPLETE.

EDGE OF SLAB IS 11" FROM FACE OF GLASS UNLESS OTHERWISE STATED AND/OR AT SHEAR WALL CONDITIONS.

TEMPORARY SHEAR WALL OPENINGS REQUIRED BY THE CONTRACTOR TO COMPLETE THE PROJECT ARE TO BE IN-FILLED TO MATCH THE WALLS REQUIREMENTS INCLUDING BUT NOT LIMITED TO FIRE RATING, ACOUSTIC PROPERTY, THERMAL PROPERTY, AIR/ VAPOR PERMEABILITY.

ALL SLEEVES SHOULD EXTEND TO MATCH CURB HEIGHT IN ROOMS WITH CURBS FOR TERMINATION OF WATERPROOFING SYSTEM.

## KEYNOTE LEGEND:

| TAG # | DESCRIPTION |
|---|---|
| AD-02C | ACCESS DOOR FLUSH NON RATED 18" x 18" - GYP |
| AD-02H | ACCESS DOOR FLUSH NON RATED 28" X 17" - GYP |
| AP-23 | COMPACT ELECTRIC DRYER |
| AP-24 | COMPACT WASHING MACHINE |
| AP-32 | RECESSED DRYER VENT BOX - UPWARD VENTING |
| CT-04 | PORCELAIN TILE |
| FTE-01 | FIN TUBE ENCLOSURE |
| PB-01 | RESIDENTIAL ELECTRICAL PANELBOARD |
| PB-02 | RESIDENTIAL TELECOM PANELBOARD |
| RNS-01 | ROD AND SHELF (REFER TO AI-880) |
| RNS-02 | ROD AND SHELF (N.I.C) |

| LEVEL | CORE ROOM ASSIGNMENT |
|---|---|
| 16 | TELECOM ROOM |
| 15 | FIRE ALARM CLOSET |
| 14 | TELECOM ROOM |

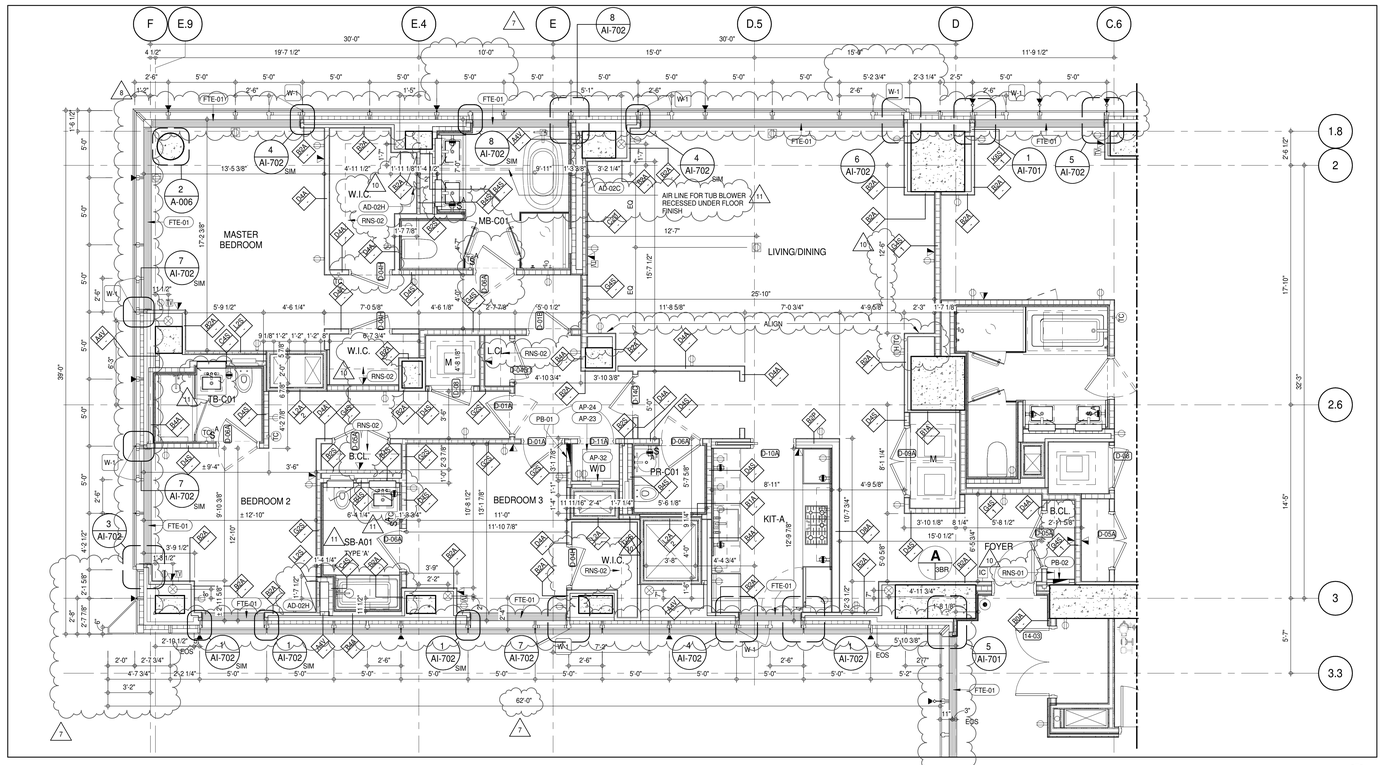


PARTIAL PLAN 3
A-127
1/4" = 1'-0"

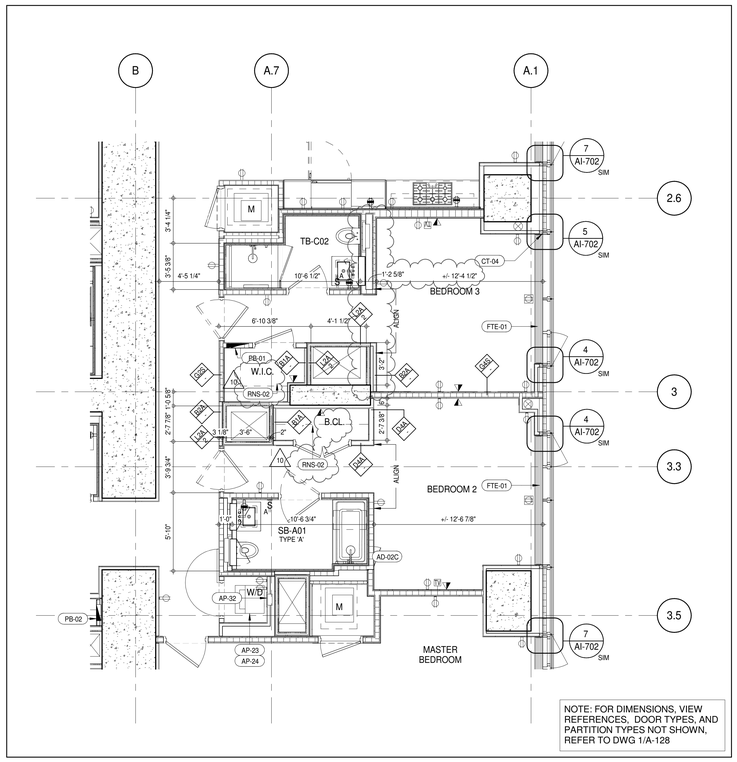


NOTE: FOR DIMENSIONS, VIEW REFERENCES, DOOR TYPES, AND PARTITION TYPES NOT SHOWN, REFER TO DWG 1/A-128

UNIT C - 15TH-16TH FLOOR PART PLAN 2
A-127
1/4" = 1'-0"

KEY PLAN:

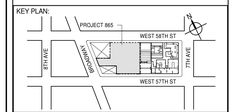


PROJECT NORTH
TRUE NORTH

DEVELOPER:
**EXTELL DEVELOPMENT COMPANY**
805 THIRD AVENUE, 7TH FLOOR
New York, NY 10022 USA
TEL: 212 712 6000 FAX: 212 712 6100

DESIGN ARCHITECT: Base Building Shell & Core
**ADRIAN SMITH + GORDON GILL ARCHITECTURE**
111 WEST MONROE STREET SUITE 2300
CHICAGO IL 60603
TEL: 312 920 1888 FAX: 312 920 1775

INTERIOR DESIGNER: Residential
**Rottet Architecture and Design Studio, PLLC**
298 Fifth Ave, 7th Floor
New York, NY 10001
TEL: 646 998 7000 FAX:

ARCHITECT OF RECORD: Base Building Shell, Core, & Residential
**AAI ARCHITECTS, P.C.**
401 Wellington St. W., 3rd Floor
Toronto, ON M5V 1E7 Canada
TEL: 416 967 1500 FAX: 416 967 7150

STRUCTURAL ENGINEERS:
**WSP CANTOR SEINUK**
228 EAST 45th Street
New York, NY 10017 USA
TEL: 212 687 9888 FAX: 646 487 5501

MEP ENGINEERS:
**AKF GROUP**
165 Broadway, 22nd Floor
New York, NY 10006 USA
TEL: 212 354 5656 FAX: 212 354 5668

GEOTECHNICAL ENGINEERS:
**Langan Engineering & Environmental Services**
21 Penn Plaza - 360 West 31st Street, 8th Floor
New York, NY 10001-2727
TEL: 212 479 5400 FAX: 212 479 5444

CODE CONSULTANTS:
**Construction Consulting Associates**
100 Church Street
New York, NY 10007
TEL: 212 385 1818 FAX: 212 385 1911

CURTAINWALL CONSULTANT:
**AJLP Consulting**
40 Worth Street. Suite 826
New York, NY 10013
TEL: 212 757 5659 FAX: 646 219 8508

LANDMARK/PRESERVATION CONSULTANT:
**Jan Hird Pokorny Associates, Inc.**
39 West 37th Street, 12A
New York, NY 10018
TEL: 212 759 6462 FAX: 212 759 6540

| No. | DESCRIPTION | DATE |
|---|---|---|
| 1 | CD PROGRESS ISSUE 1 | 15 OCT 14 |
| 2 | CD PROGRESS ISSUE 2 | 19 DEC 14 |
| 3 | D.O.B. SUBMISSION | 18 FEB 15 |
| 4 | CD PROGRESS ISSUE 3 | 09 MAR 15 |
| | D.O.B. SUBMISSION | 27 APR 15 |
| 5 | CD PROGRESS ISSUE 4 | 01 JUN 15 |
| 6 | CD PROGRESS ISSUE 5 | 10 AUG 15 |
| | D.O.B. AMENDMENT 2 | 21 SEP 15 |
| 7 | CD PROGRESS ISSUE 6 | 02 NOV 15 |
| 8 | CD PROGRESS ISSUE 7 | 29 JAN 16 |
| 9 | CD ISSUE 8 - GMP SET | 31 MAR 16 |
| 10 | CD BULLETIN ISSUE - 5 | 12 AUG 16 |
| 11 | CD BULLETIN ISSUE - 7 | 14 SEP 16 |
| | D.O.B. AMENDMENT 3 | 03 OCT 16 |

/ISSUED AS: A-123 - CD PROGRESS ISSUE 3 - 09 MAR 15/

0 4'-0" 8'-0" 16'-0"

## D.O.B. SUBMISSION

Discrepancies must be reported immediately to the Architect before proceeding. Only figured dimensions are to be used. Contractors must check all dimensions on site. This drawing is protected by copyright.

ALL DIMENSIONS ARE SHOWN IN IMPERIAL.

CONSULTANT:
AAI ARCHITECTS, P.C.

PROJECT:
**217 WEST 57TH STREET**
NEW YORK, NY

DRAWING TITLE:
14TH-16TH FLOOR PLAN (RESIDENTIAL - TIER 1) (MFD-33RD-35TH FLOOR)

SEAL & SIGNATURE:
REGISTERED ARCHITECT MICHAEL DAVID JANSEN No. 028881 STATE OF NEW YORK

| | |
|---|---|
| DATE: | 15 OCT 14 |
| PROJECT No: | 1216-00 |
| DRAWN: Author | REV: 11 |
| CHK: Checker | |
| SCALE: As indicated | |
| DWG No: | A-127.02 |
| DOB PAGE No: | 100 of 454 |

DOB EMPLOYEE STAMP:
DOB B-SCAN:

36" x 48" Arch E SHEET SIZE
FILE NAME:
PLOT DATE: 10/17/2016 7:17:24 PM

DEPT OF BLDGS 121253505 Job Number
E3196456589 Scan Code

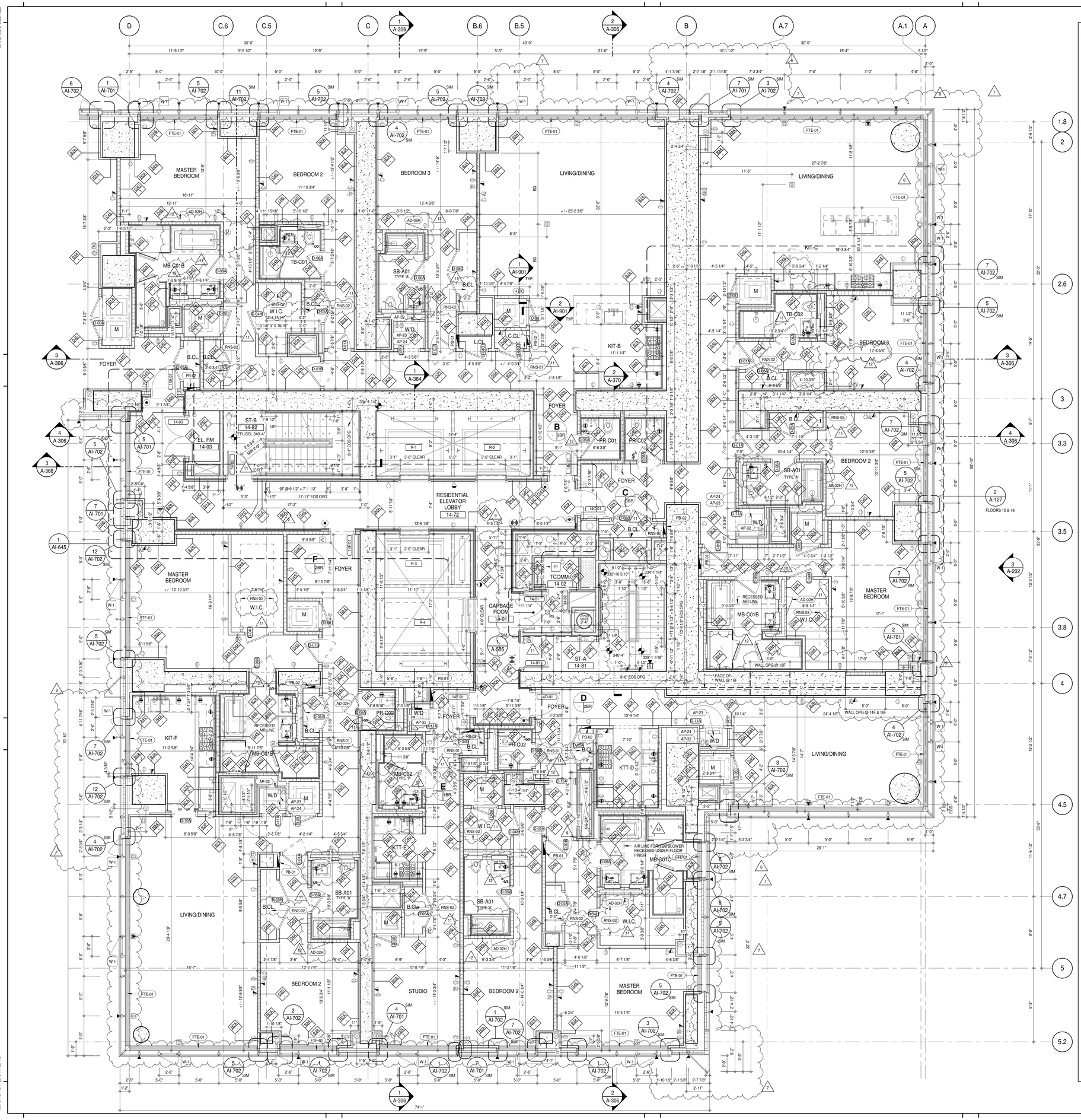


SHEET NOTES:

- C1 DASHED LINE DENOTES EXTENT OF 6" HIGH C.I.P. CONCRETE CURB. WIDTH TO MATCH PARTITION UNLESS OTHERWISE NOTED
- C2 DASHED LINE DENOTES EXTENT OF 8" HIGH C.I.P. CONCRETE CURB. WIDTH TO MATCH PARTITION UNLESS OTHERWISE NOTED
- C3 DASHED LINE DENOTES EXTENT OF 8" HIGH CEMENT BOARD BASE CURB. REFER TO SECTION DETAIL (9) ON SHEET (A-574).
- P1 CONCRETE HOUSEKEEPING PAD, HEIGHT, SIZE AND LOCATION TO BE COORDINATED WITH MECHANICAL DRAWINGS.
- T1 TOP OF EXISTING STRUCT. SLAB CUT OUT FOR FLOOR RECESSED SLIDING DOOR TRACK ONCE CONSTRUCTION IS COMPLETE.
- E1 PROVIDE 2 HR RATED L2A PARTITION ON 15TH FLOOR

EDGE OF SLAB IS 11" FROM FACE OF GLASS UNLESS OTHERWISE STATED AND/OR AT SHEAR WALL CONDITIONS.

TEMPORARY SHEAR WALL OPENINGS REQUIRED BY THE CONTRACTOR TO COMPLETE THE PROJECT ARE TO BE IN-FILLED TO MATCH THE WALLS REQUIREMENTS INCLUDING BUT NOT LIMITED TO FIRE RATING, ACOUSTIC PROPERTY, THERMAL PROPERTY, AIR/ VAPOR PERMEABILITY.

KEYNOTE LEGEND:

| TAG # | DESCRIPTION |
|---|---|
| AD-02H | ACCESS DOOR FLUSH NON RATED 28" X 17" - GYP |
| AP-23 | COMPACT ELECTRIC DRYER |
| AP-24 | COMPACT WASHING MACHINE |
| AP-32 | RECESSED DRYER VENT BOX - UPWARD VENTING |
| FTE-01 | FIN TUBE ENCLOSURE |
| PB-01 | RESIDENTIAL ELECTRICAL PANELBOARD |
| PB-02 | RESIDENTIAL TELECOM PANELBOARD |
| RNS-01 | ROD AND SHELF (REFER TO AI-880) |
| RNS-02 | ROD AND SHELF (N.I.C) |

| LEVEL | CORE ROOM ASSIGNMENT |
|---|---|
| 16 | TELECOM ROOM |
| 15 | FIRE ALARM CLOSET |
| 14 | TELECOM ROOM |

ISSUED AS A-123A - CD PROGRESS ISSUE 3 - 09 MAR 15

KEY PLAN:

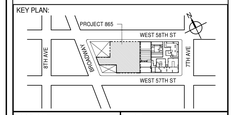


PROJECT NORTH / TRUE NORTH

DEVELOPER:
**EXTELL DEVELOPMENT COMPANY**
805 THIRD AVENUE, 7TH FLOOR
New York, NY 10022 USA
TEL: 212 712 6000 FAX: 212 712 6100

DESIGN ARCHITECT: Base Building Shell & Core
**ADRIAN SMITH + GORDON GILL ARCHITECTURE**
111 WEST MONROE STREET SUITE 2300
CHICAGO IL 60603
TEL: 312 920 1888 FAX: 312 920 1775

INTERIOR DESIGNER: Residential
**Rottet Architecture and Design Studio, PLLC**
298 Fifth Ave, 7th Floor
New York, NY 10001
TEL: 646 998 7000 FAX:

ARCHITECT OF RECORD: Base Building Shell, Core, & Residential
**AAI ARCHITECTS, P.C.**
401 Wellington St. W., 3rd Floor
Toronto, ON M5V 1E7 Canada
TEL: 416 967 1500 FAX: 416 967 7150

STRUCTURAL ENGINEERS:
**WSP CANTOR SEINUK**
228 EAST 45th Street
New York, NY 10017 USA
TEL: 212 687 9888 FAX: 646 487 5501

MEP ENGINEERS:
**AKF GROUP**
165 Broadway, 22nd Floor
New York, NY 10006 USA
TEL: 212 354 5656 FAX: 212 354 5668

GEOTECHNICAL ENGINEERS:
**Langan Engineering & Environmental Services**
21 Penn Plaza - 360 West 31st Street, 8th Floor
New York, NY 10001-2727
TEL: 212 479 5400 FAX: 212 479 5444

CODE CONSULTANTS:
**Construction Consulting Associates**
100 Church Street
New York, NY 10007
TEL: 212 385 1818 FAX: 212 385 1911

CURTAINWALL CONSULTANT:
**AJLP Consulting**
40 Worth Street. Suite 826
New York, NY 10013
TEL: 212 757 5659 FAX: 646 219 8508

LANDMARK/PRESERVATION CONSULTANT:
**Jan Hird Pokorny Associates, Inc.**
39 West 37th Street, 12A
New York, NY 10018
TEL: 212 759 6462 FAX: 212 759 6540

| No. | DESCRIPTION | DATE |
|---|---|---|
| 1 | CD PROGRESS ISSUE 1 | 15 OCT 14 |
| 2 | CD PROGRESS ISSUE 2 | 19 DEC 14 |
| 3 | D.O.B. SUBMISSION | 18 FEB 15 |
| 4 | CD PROGRESS ISSUE 3 | 09 MAR 15 |
| | D.O.B. SUBMISSION | 27 APR 15 |
| 5 | CD PROGRESS ISSUE 4 | 01 JUN 15 |
| 6 | CD PROGRESS ISSUE 5 | 10 AUG 15 |
| | D.O.B. AMENDMENT 2 | 21 SEP 15 |
| 7 | CD PROGRESS ISSUE 6 | 02 NOV 15 |
| 8 | CD PROGRESS ISSUE 7 | 29 JAN 16 |
| 9 | CD ISSUE 8 - GMP SET | 31 MAR 16 |
| 10 | CD BULLETIN ISSUE - 1 | 22 APR 16 |
| 11 | CD BULLETIN ISSUE - 5 | 12 AUG 16 |
| 12 | CD BULLETIN ISSUE - 7 | 14 SEP 16 |
| | D.O.B. AMENDMENT 3 | 03 OCT 16 |

0 2' - 0" 4' - 0" 8' - 0"

**D.O.B. SUBMISSION**

Discrepancies must be reported immediately to the Architect before proceeding. Only figured dimensions are to be used. Contractors must check all dimensions on site. This drawing is protected by copyright.

ALL DIMENSIONS ARE SHOWN IN IMPERIAL.

CONSULTANT: AAI ARCHITECTS, P.C.

PROJECT:
**217 WEST 57TH STREET**
NEW YORK, NY

DRAWING TITLE:
14TH-16TH FLOOR PLAN (RESIDENTIAL - TIER 1) (MFD-33RD-35TH FLOOR)

SEAL & SIGNATURE: REGISTERED ARCHITECT RICHARD DAVID JANSSEN No. 028881 STATE OF NEW YORK

| | |
|---|---|
| DATE: | 15 OCT 14 |
| PROJECT No: | 1216-00 |
| DRAWN: Author | REV: |
| CHK: Checker | 12 |
| SCALE: 1/4" = 1'-0" | |
| DWG No: | A-128.02 |
| DOB PAGE No: | 101 of 454 |

DOB EMPLOYEE STAMP: DOB B-SCAN:

FILE NAME:
PLOT DATE: 10/17/2016 7:47:27 PM

DEPT OF BLDGS 421263626 Job Number
E360071404M5 Scan Code

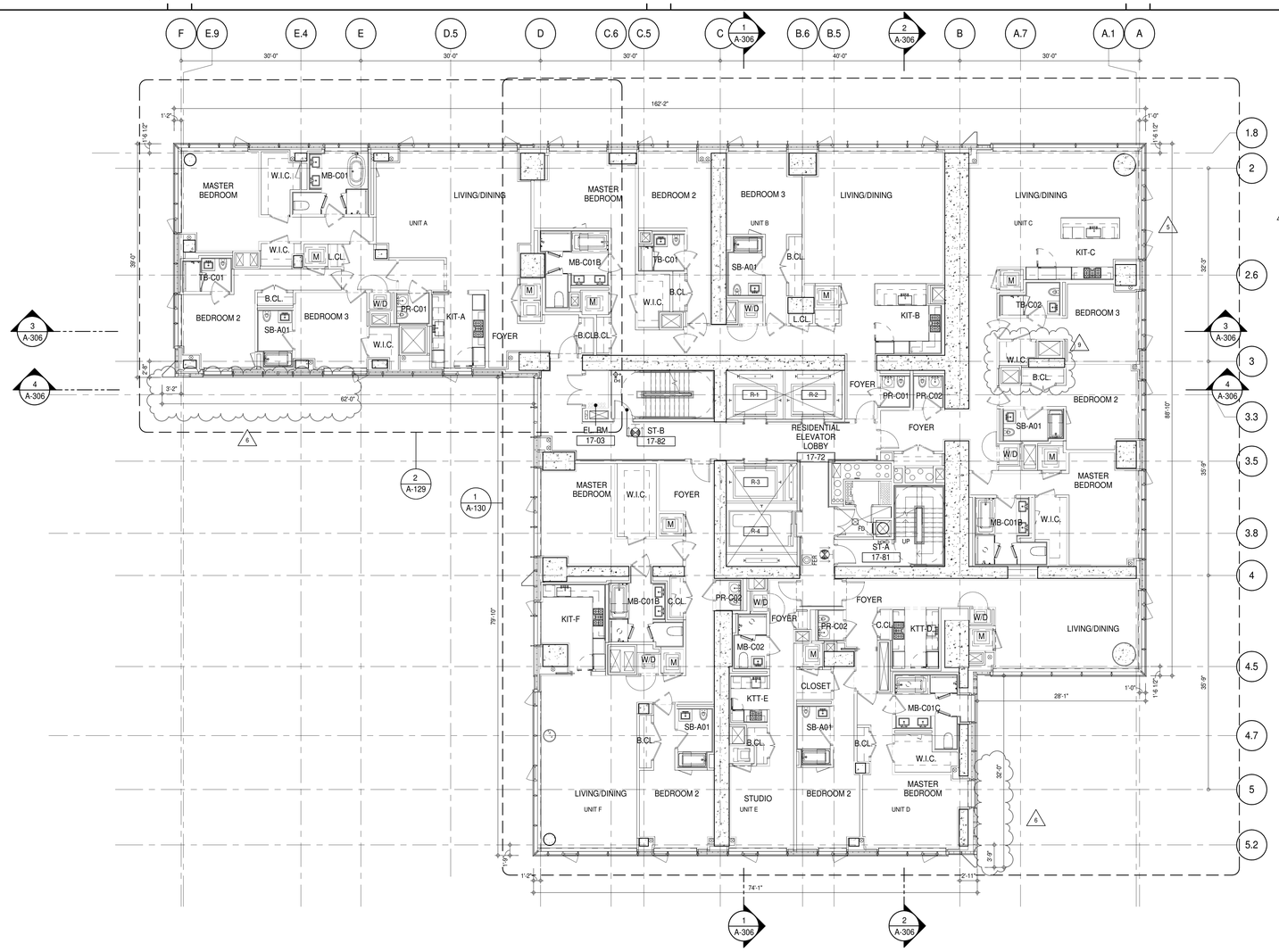


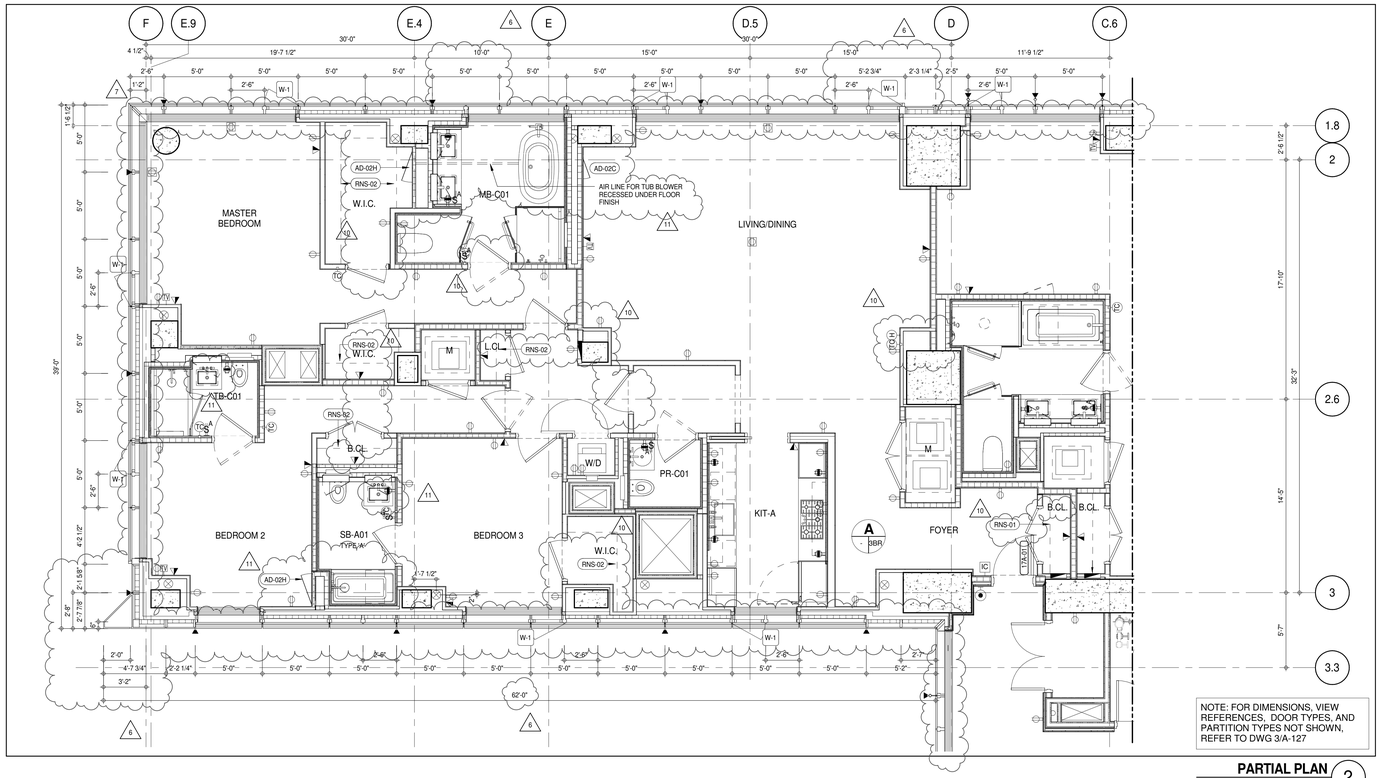


NOTE: FOR DIMENSIONS, VIEW REFERENCES, DOOR TYPES, AND PARTITION TYPES NOT SHOWN, REFER TO DWG 3/A-127

**PARTIAL PLAN** 2
A-129
1/4" = 1'-0"

## SHEET NOTES:

C1 DASHED LINE DENOTES EXTENT OF 6" HIGH C.I.P. CONCRETE CURB. WIDTH TO MATCH PARTITION UNLESS OTHERWISE NOTED
ALL CURBS AT DOORWAYS & PATH OF TRAVEL TO BE PAINTED WITH WARNING STRIPS

C2 DASHED LINE DENOTES EXTENT OF 8" HIGH C.I.P. CONCRETE CURB. WIDTH TO MATCH PARTITION UNLESS OTHERWISE NOTED

C3 DASHED LINE DENOTES EXTENT OF 8" HIGH CEMENT BOARD BASE CURB. REFER TO SECTION DETAIL (9) ON SHEET (A-574).

P1 CONCRETE HOUSEKEEPING PAD, HEIGHT, SIZE AND LOCATION TO BE COORDINATED WITH MECHANICAL DRAWINGS.

T1 TOP OF EXISTING STRUCT. SLAB CUT OUT FOR FLOOR RECESSED SLIDING DOOR TRACK ONCE CONSTRUCTION IS COMPLETE.

EDGE OF SLAB IS 11" FROM FACE OF GLASS UNLESS OTHERWISE STATED AND/OR AT SHEAR WALL CONDITIONS.

TEMPORARY SHEAR WALL OPENINGS REQUIRED BY THE CONTRACTOR TO COMPLETE THE PROJECT ARE TO BE IN-FILLED TO MATCH THE WALLS REQUIREMENTS INCLUDING BUT NOT LIMITED TO FIRE RATING, ACOUSTIC PROPERTY, THERMAL PROPERTY, AIR/ VAPOR PERMEABILITY.

ALL SLEEVES SHOULD EXTEND TO MATCH CURB HEIGHT IN ROOMS WITH CURBS FOR TERMINATION OF WATERPROOFING SYSTEM.

## KEYNOTE LEGEND:

| TAG # | DESCRIPTION |
|---|---|
| AD-02C | ACCESS DOOR FLUSH NON RATED 18" x 18" - GYP |
| AD-02H | ACCESS DOOR FLUSH NON RATED 28" X 17" - GYP |
| RNS-01 | ROD AND SHELF (REFER TO AI-880) |
| RNS-02 | ROD AND SHELF (N.I.C) |

| LEVEL | CORE ROOM ASSIGNMENT |
|---|---|
| 18 | FIRE ALARM CLOSET |
| 17 | TELECOM ROOM |

KEY PLAN:

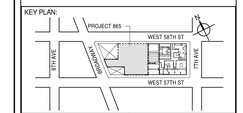


PROJECT NORTH
TRUE NORTH

DEVELOPER:
**EXTELL DEVELOPMENT COMPANY**
805 THIRD AVENUE, 7TH FLOOR
New York, NY 10022 USA
TEL: 212 712 6000 FAX: 212 712 6100

DESIGN ARCHITECT: Base Building Shell & Core
**ADRIAN SMITH + GORDON GILL ARCHITECTURE**
111 WEST MONROE STREET SUITE 2300
CHICAGO IL 60603
TEL: 312 920 1888 FAX: 312 920 1775

INTERIOR DESIGNER: Residential
**Rottet Architecture and Design Studio, PLLC**
298 Fifth Ave, 7th Floor
New York, NY 10001
TEL: 646 998 7000 FAX:

ARCHITECT OF RECORD: Base Building Shell, Core, & Residential
**AAI ARCHITECTS, P.C.**
401 Wellington St. W., 3rd Floor
Toronto, ON M5V 1E7 Canada
TEL: 416 967 1500 FAX: 416 967 7150

STRUCTURAL ENGINEERS:
**WSP CANTOR SEINUK**
228 EAST 45th Street
New York, NY 10017 USA
TEL: 212 687 9888 FAX: 646 487 5501

MEP ENGINEERS:
**AKF GROUP**
165 Broadway, 22nd Floor
New York, NY 10006 USA
TEL: 212 354 5656 FAX: 212 354 5668

GEOTECHNICAL ENGINEERS:
**Langan Engineering & Environmental Services**
21 Penn Plaza - 360 West 31st Street, 8th Floor
New York, NY 10001-2727
TEL: 212 479 5400 FAX: 212 479 5444

CODE CONSULTANTS:
**Construction Consulting Associates**
100 Church Street
New York, NY 10007
TEL: 212 385 1818 FAX: 212 385 1911

CURTAINWALL CONSULTANT:
**AJLP Consulting**
40 Worth Street. Suite 826
New York, NY 10013
TEL: 212 757 5659 FAX: 646 219 8508

LANDMARK/PRESERVATION CONSULTANT:
**Jan Hird Pokorny Associates, Inc.**
39 West 37th Street, 12A
New York, NY 10018
TEL: 212 759 6462 FAX: 212 759 6540

| No. | DESCRIPTION | DATE |
|---|---|---|
| 1 | CD PROGRESS ISSUE 2 | 19 DEC 14 |
| 2 | D.O.B. SUBMISSION | 18 FEB 15 |
| 3 | CD PROGRESS ISSUE 3 | 09 MAR 15 |
| | D.O.B. SUBMISSION | 27 APR 15 |
| 4 | CD PROGRESS ISSUE 4 | 01 JUN 15 |
| 5 | CD PROGRESS ISSUE 5 | 10 AUG 15 |
| | D.O.B. AMENDMENT 2 | 21 SEP 15 |
| 6 | CD PROGRESS ISSUE 6 | 02 NOV 15 |
| 7 | CD PROGRESS ISSUE 7 | 29 JAN 16 |
| 8 | CD ISSUE 8 - GMP SET | 31 MAR 16 |
| 9 | CD BULLETIN ISSUE - 3 | 25 MAY 16 |
| 10 | CD BULLETIN ISSUE - 5 | 12 AUG 16 |
| 11 | CD BULLETIN ISSUE - 7 | 14 SEP 16 |
| | D.O.B. AMENDMENT 3 | 03 OCT 16 |

0 4'-0" 8'-0" 16'-0"

**D.O.B. SUBMISSION**

Discrepancies must be reported immediately to the Architect before proceeding. Only figured dimensions are to be used. Contractors must check all dimensions on site. This drawing is protected by copyright.

ALL DIMENSIONS ARE SHOWN IN IMPERIAL.

CONSULTANT:
AAI ARCHITECTS, P.C.

PROJECT:
**217 WEST 57TH STREET**
NEW YORK, NY

DRAWING TITLE:
17TH-18TH FLOOR PLAN (RESIDENTIAL - TIER 1) (MFD-36TH-37TH FLOOR)

SEAL & SIGNATURE: REGISTERED ARCHITECT MICHAEL DAVID JANSEN No. 028883 STATE OF NEW YORK

| | |
|---|---|
| DATE: | 19 DEC 14 |
| PROJECT No: | 1216-00 |
| DRAWN: Author | REV: 11 |
| CHK: Checker | |
| SCALE: As indicated | |
| DWG No: | A-129.02 |
| DOB PAGE No: | 102 of 454 |

DOB EMPLOYEE STAMP: DOB B-SCAN:

/ISSUED AS: A-124 - CD PROGRESS ISSUE 3 - 09 MAR 15/

36" x 48" Arch E SHEET SIZE
FILE NAME:
PLOT DATE: 10/17/2016 7:14:47 PM

DEPT OF BLDGS 421208305 Job Number
E389110065T Scan Code

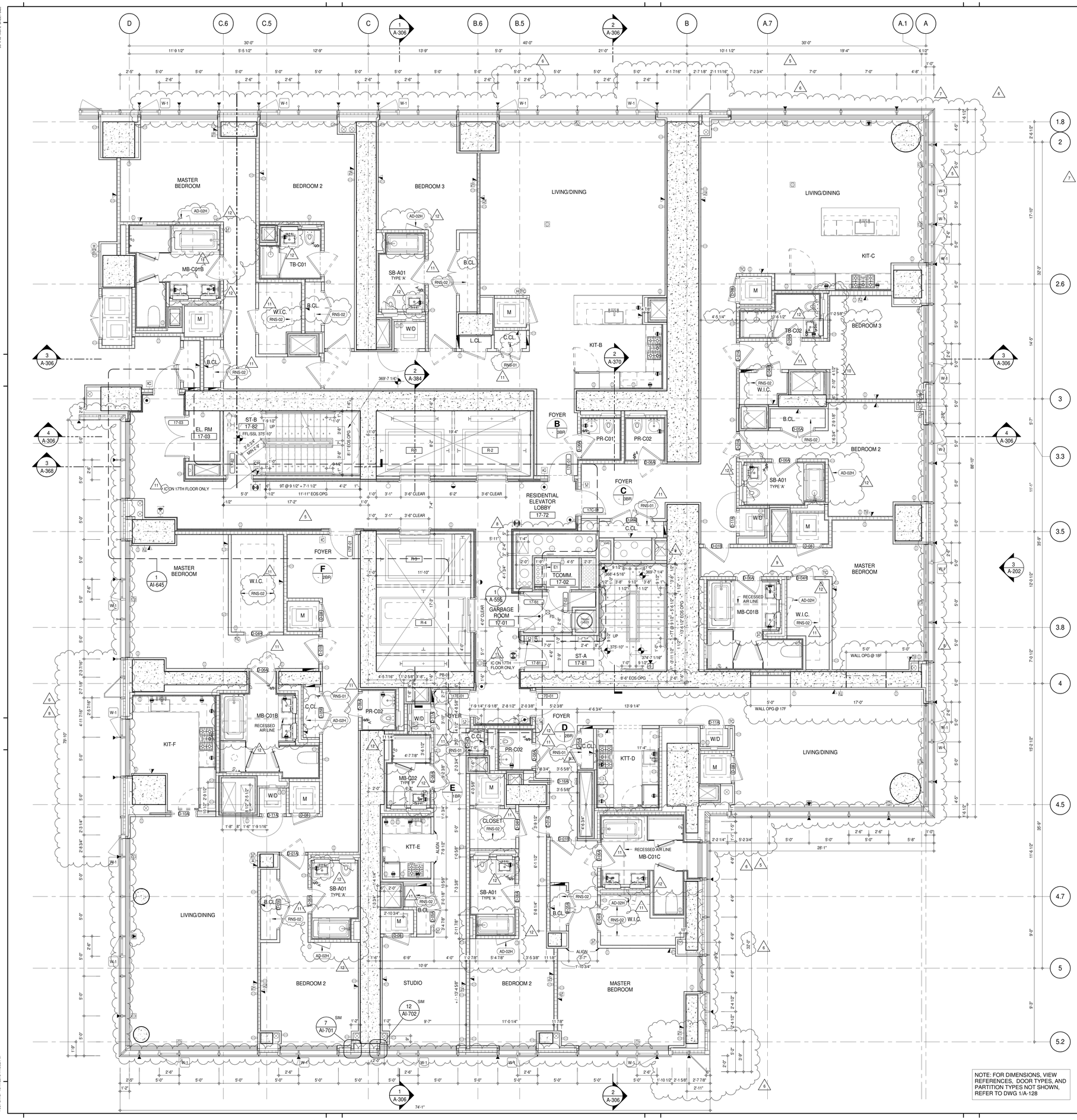


NOTE: FOR DIMENSIONS, VIEW REFERENCES, DOOR TYPES, AND PARTITION TYPES NOT SHOWN, REFER TO DWG 1/A-128

SHEET NOTES:

- C1 DASHED LINE DENOTES EXTENT OF 6" HIGH C.I.P. CONCRETE CURB. WIDTH TO MATCH PARTITION UNLESS OTHERWISE NOTED
- C2 DASHED LINE DENOTES EXTENT OF 6" HIGH C.I.P. CONCRETE CURB. WIDTH TO MATCH PARTITION UNLESS OTHERWISE NOTED
- C3 DASHED LINE DENOTES EXTENT OF 6" HIGH CEMENT BOARD BASE CURB. REFER TO SECTION DETAIL (9) ON SHEET (A-574).
- P1 CONCRETE HOUSEKEEPING PAD, HEIGHT, SIZE AND LOCATION TO BE COORDINATED WITH MECHANICAL DRAWINGS.
- T1 TOP OF EXISTING STRUCT. SLAB CUT OUT FOR FLOOR RECESSED SLIDING DOOR TRACK ONCE CONSTRUCTION IS COMPLETE.
- E1 PROVIDE 2 HR RATED L2A PARTITION ON 18TH FLOOR

EDGE OF SLAB IS 11" FROM FACE OF GLASS UNLESS OTHERWISE STATED AND/OR AT SHEAR WALL CONDITIONS.

TEMPORARY SHEAR WALL OPENINGS REQUIRED BY THE CONTRACTOR TO COMPLETE THE PROJECT ARE TO BE IN-FILLED TO MATCH THE WALLS REQUIREMENTS INCLUDING BUT NOT LIMITED TO FIRE RATING, ACOUSTIC PROPERTY, THERMAL PROPERTY, AIR/ VAPOR PERMEABILITY.

KEYNOTE LEGEND:

| TAG # | DESCRIPTION |
|---|---|
| AD-02H | ACCESS DOOR FLUSH NON RATED 28" X 17" - GYP |
| PB-01 | RESIDENTIAL ELECTRICAL PANELBOARD |
| RNS-01 | ROD AND SHELF (REFER TO AI-880) |
| RNS-02 | ROD AND SHELF (N.I.C) |

| LEVEL | CORE ROOM ASSIGNMENT |
|---|---|
| 18 | FIRE ALARM CLOSET |
| 17 | TELECOM ROOM |

KEY PLAN:

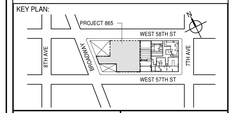


PROJECT NORTH

TRUE NORTH

DEVELOPER:
***EXTELL DEVELOPMENT COMPANY***
805 THIRD AVENUE, 7TH FLOOR
New York, NY 10022 USA
TEL: 212 712 6000 FAX: 212 712 6100

DESIGN ARCHITECT: Base Building Shell & Core
***ADRIAN SMITH + GORDON GILL ARCHITECTURE***
111 WEST MONROE STREET SUITE 2300
CHICAGO IL 60603
TEL: 312 920 1888 FAX: 312 920 1775

INTERIOR DESIGNER: Residential
***Rottet Architecture and Design Studio, PLLC***
298 Fifth Ave, 7th Floor
New York, NY 10001
TEL: 646 998 7000 FAX:

ARCHITECT OF RECORD: Base Building Shell, Core, & Residential
***AAI ARCHITECTS, P.C.***
401 Wellington St. W., 3rd Floor
Toronto, ON M5V 1E7 Canada
TEL: 416 967 1500 FAX: 416 967 7150

STRUCTURAL ENGINEERS:
***WSP CANTOR SEINUK***
228 EAST 45th Street
New York, NY 10017 USA
TEL: 212 687 9888 FAX: 646 487 5501

MEP ENGINEERS:
***AKF GROUP***
165 Broadway, 22nd Floor
New York, NY 10006 USA
TEL: 212 354 5656 FAX: 212 354 5668

GEOTECHNICAL ENGINEERS:
***Langan Engineering & Environmental Services***
21 Penn Plaza - 360 West 31st Street, 8th Floor
New York, NY 10001-2727
TEL: 212 479 5400 FAX: 212 479 5444

CODE CONSULTANTS:
***Construction Consulting Associates***
100 Church Street
New York, NY 10007
TEL: 212 385 1818 FAX: 212 385 1911

CURTAINWALL CONSULTANT:
***AJLP Consulting***
40 Worth Street. Suite 826
New York, NY 10013
TEL: 212 757 5659 FAX: 646 219 8508

LANDMARK/PRESERVATION CONSULTANT:
***Jan Hird Pokorny Associates, Inc.***
39 West 37th Street, 12A
New York, NY 10018
TEL: 212 759 6462 FAX: 212 759 6540

| No. | DESCRIPTION | DATE |
|---|---|---|
| 1 | CD PROGRESS ISSUE 2 | 19 DEC 14 |
| 2 | D.O.B. SUBMISSION | 18 FEB 15 |
| 3 | CD PROGRESS ISSUE 3 | 09 MAR 15 |
| | D.O.B. SUBMISSION | 27 APR 15 |
| 4 | CD PROGRESS ISSUE 4 | 01 JUN 15 |
| 5 | CD PROGRESS ISSUE 5 | 10 AUG 15 |
| | D.O.B. AMENDMENT 2 | 21 SEP 15 |
| 6 | CD PROGRESS ISSUE 6 | 02 NOV 15 |
| 7 | CD PROGRESS ISSUE 7 | 29 JAN 16 |
| 8 | CD ISSUE 8 - GMP SET | 31 MAR 16 |
| 9 | CD BULLETIN ISSUE - 1 | 22 APR 16 |
| 10 | CD BULLETIN ISSUE - 3 | 25 MAY 16 |
| 11 | CD BULLETIN ISSUE - 5 | 12 AUG 16 |
| 12 | CD BULLETIN ISSUE - 7 | 14 SEP 16 |
| | D.O.B. AMENDMENT 3 | 03 OCT 16 |

/ISSUED AS: A-124A - CD PROGRESS ISSUE 3 - 09 MAR 15/

0 2' - 0" 4' - 0" 8' - 0"

**D.O.B. SUBMISSION**

Discrepancies must be reported immediately to the Architect before proceeding. Only figured dimensions are to be used. Contractors must check all dimensions on site. This drawing is protected by copyright.

ALL DIMENSIONS ARE SHOWN IN IMPERIAL.

CONSULTANT:

AAI ARCHITECTS, P.C.

PROJECT:

**217 WEST 57TH STREET**
NEW YORK, NY

DRAWING TITLE:

17TH-18TH FLOOR PLAN (RESIDENTIAL - TIER 1) (MFD-36TH-37TH FLOOR)

SEAL & SIGNATURE:

REGISTERED ARCHITECT RICHARD DAVID JAMES No. 028881 STATE OF NEW YORK

| | |
|---|---|
| DATE: | 19 DEC 14 |
| PROJECT No: | 1216-00 |
| DRAWN: Author | REV: |
| CHK: Checker | 12 |
| SCALE: 1/4" = 1'-0" | |
| DWG No: | A-130.02 |
| DOB PAGE No: | 103 of 454 |

DOB EMPLOYEE STAMP:

DOB B-SCAN:

36" x 48" Arch E SHEET SIZE
FILE NAME:
PLOT DATE: 10/17/2016 7:48:02 PM

DEPT OF BLDGS 121263635 Job Number
E3549622305 Scan Code

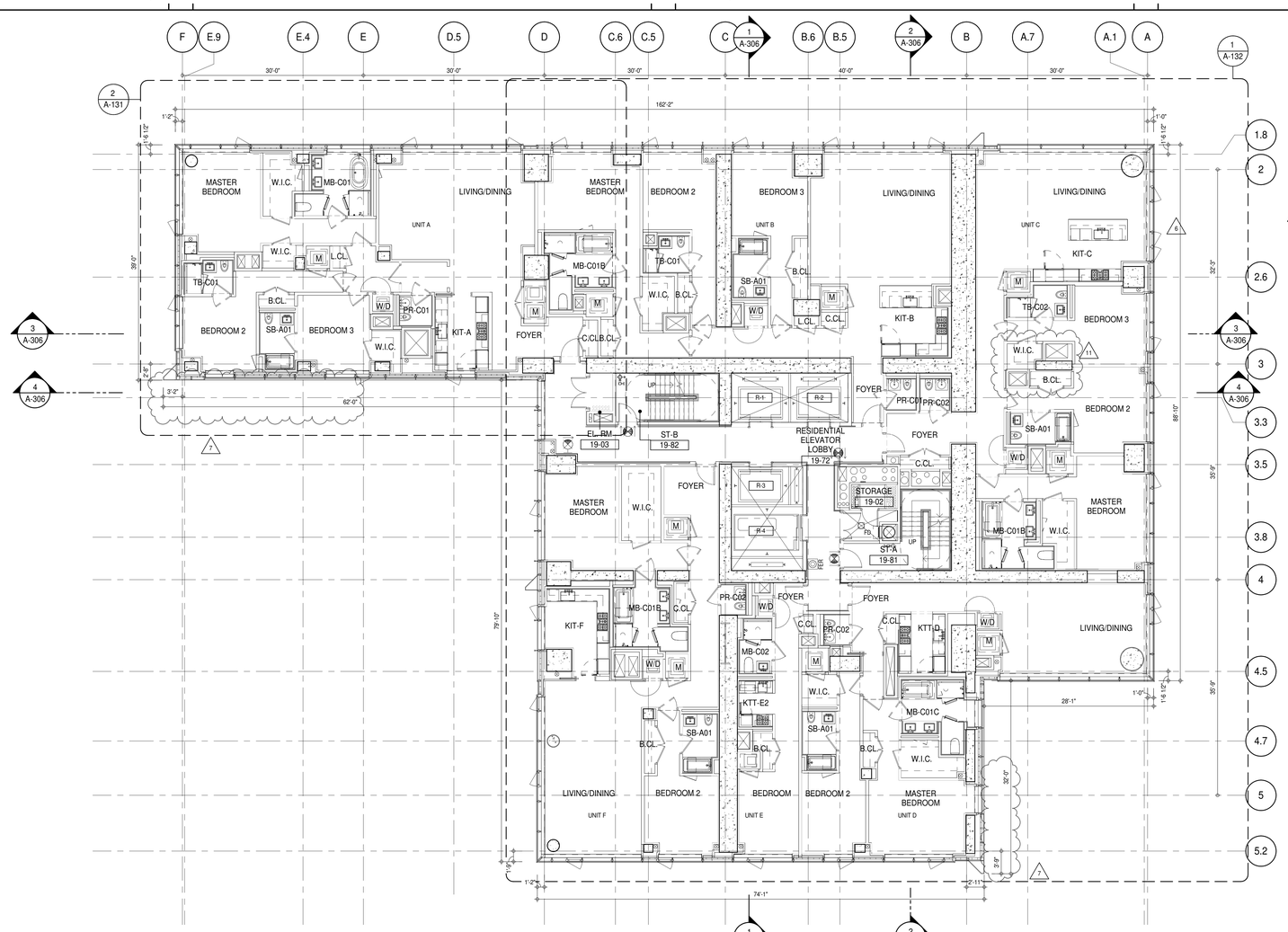


## SHEET NOTES:

C1 DASHED LINE DENOTES EXTENT OF 6" HIGH C.I.P. CONCRETE CURB. WIDTH TO MATCH PARTITION UNLESS OTHERWISE NOTED
ALL CURBS AT DOORWAYS & PATH OF TRAVEL TO BE PAINTED WITH WARNING STRIPS

C2 DASHED LINE DENOTES EXTENT OF 8" HIGH C.I.P. CONCRETE CURB. WIDTH TO MATCH PARTITION UNLESS OTHERWISE NOTED

C3 DASHED LINE DENOTES EXTENT OF 8" HIGH CEMENT BOARD BASE CURB. REFER TO SECTION DETAIL (9) ON SHEET (A-574).

P1 CONCRETE HOUSEKEEPING PAD, HEIGHT, SIZE AND LOCATION TO BE COORDINATED WITH MECHANICAL DRAWINGS.

T1 TOP OF EXISTING STRUCT. SLAB CUT OUT FOR FLOOR RECESSED SLIDING DOOR TRACK ONCE CONSTRUCTION IS COMPLETE.

EDGE OF SLAB IS 11" FROM FACE OF GLASS UNLESS OTHERWISE STATED AND/OR AT SHEAR WALL CONDITIONS.

TEMPORARY SHEAR WALL OPENINGS REQUIRED BY THE CONTRACTOR TO COMPLETE THE PROJECT ARE TO BE IN-FILLED TO MATCH THE WALLS REQUIREMENTS INCLUDING BUT NOT LIMITED TO FIRE RATING, ACOUSTIC PROPERTY, THERMAL PROPERTY, AIR/ VAPOR PERMEABILITY.

ALL SLEEVES SHOULD EXTEND TO MATCH CURB HEIGHT IN ROOMS WITH CURBS FOR TERMINATION OF WATERPROOFING SYSTEM.

## KEYNOTE LEGEND:

| TAG # | DESCRIPTION |
|---|---|
| AD-02C | ACCESS DOOR FLUSH NON RATED 18" x 18" - GYP |
| AD-02H | ACCESS DOOR FLUSH NON RATED 28" X 17" - GYP |
| RNS-01 | ROD AND SHELF (REFER TO AI-880) |
| RNS-02 | ROD AND SHELF (N.I.C) |

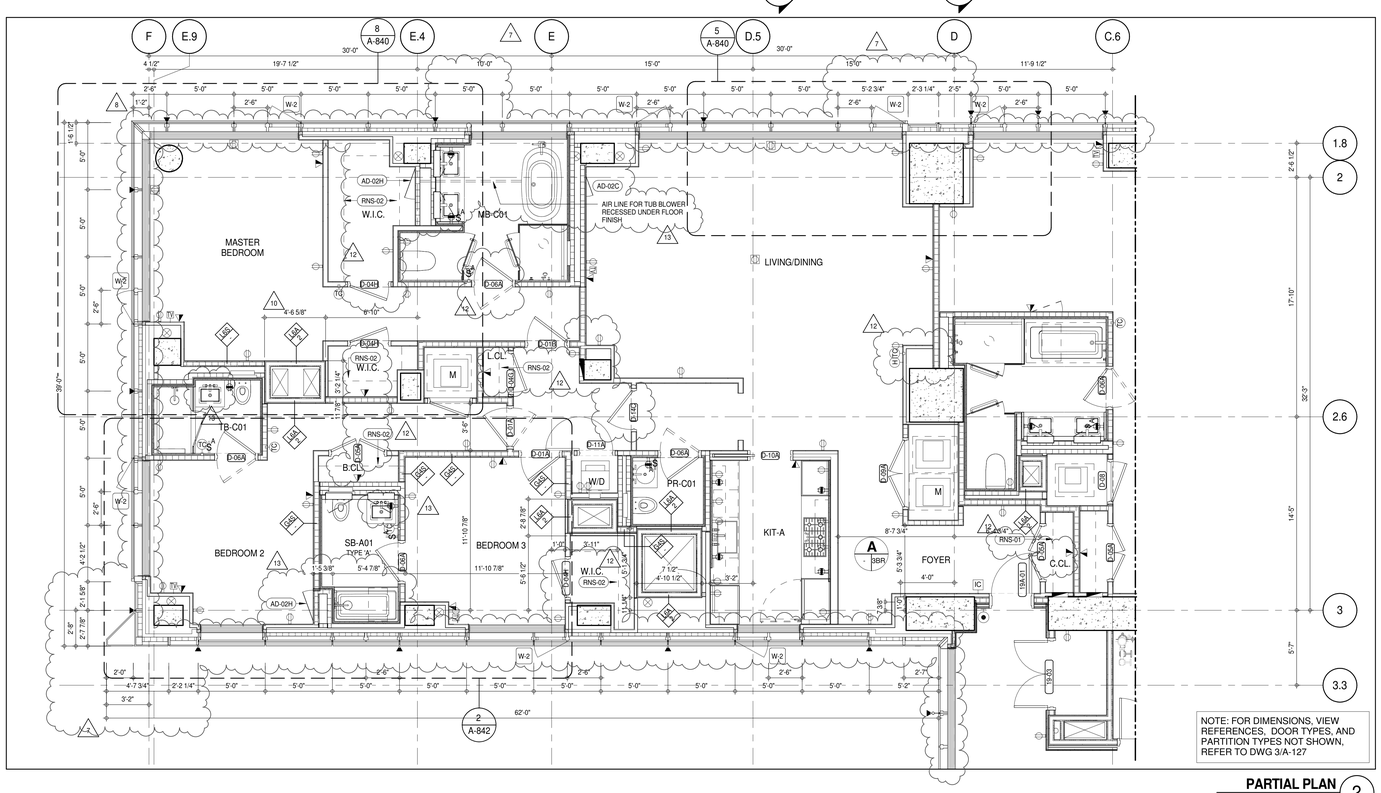


NOTE: FOR DIMENSIONS, VIEW REFERENCES, DOOR TYPES, AND PARTITION TYPES NOT SHOWN, REFER TO DWG 3/A-127

**PARTIAL PLAN** 2
A-131
1/4" = 1'-0"

KEY PLAN:

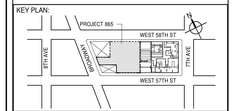


PROJECT NORTH
TRUE NORTH

DEVELOPER:
**EXTELL DEVELOPMENT COMPANY**
805 THIRD AVENUE, 7TH FLOOR
New York, NY 10022 USA
TEL: 212 712 6000 FAX: 212 712 6100

DESIGN ARCHITECT: Base Building Shell & Core
**ADRIAN SMITH + GORDON GILL ARCHITECTURE**
111 WEST MONROE STREET SUITE 2300
CHICAGO IL 60603
TEL: 312 920 1888 FAX: 312 920 1775

INTERIOR DESIGNER: Residential
**Rottet Architecture and Design Studio, PLLC**
298 Fifth Ave, 7th Floor
New York, NY 10001
TEL: 646 998 7000 FAX:

ARCHITECT OF RECORD: Base Building Shell, Core, & Residential
**AAI ARCHITECTS, P.C.**
401 Wellington St. W., 3rd Floor
Toronto, ON M5V 1E7 Canada
TEL: 416 967 1500 FAX: 416 967 7150

STRUCTURAL ENGINEERS:
**WSP CANTOR SEINUK**
228 EAST 45th Street
New York, NY 10017 USA
TEL: 212 687 9888 FAX: 646 487 5501

MEP ENGINEERS:
**AKF GROUP**
165 Broadway, 22nd Floor
New York, NY 10006 USA
TEL: 212 354 5656 FAX: 212 354 5668

GEOTECHNICAL ENGINEERS:
**Langan Engineering & Environmental Services**
21 Penn Plaza - 360 West 31st Street, 8th Floor
New York, NY 10001-2727
TEL: 212 479 5400 FAX: 212 479 5444

CODE CONSULTANTS:
**Construction Consulting Associates**
100 Church Street
New York, NY 10007
TEL: 212 385 1818 FAX: 212 385 1911

CURTAINWALL CONSULTANT:
**AJLP Consulting**
40 Worth Street. Suite 826
New York, NY 10013
TEL: 212 757 5659 FAX: 646 219 8508

LANDMARK/PRESERVATION CONSULTANT:
**Jan Hird Pokorny Associates, Inc.**
39 West 37th Street, 12A
New York, NY 10018
TEL: 212 759 6462 FAX: 212 759 6540

| No. | DESCRIPTION | DATE |
|---|---|---|
| 1 | CD PROGRESS ISSUE 1 | 15 OCT 14 |
| 2 | CD PROGRESS ISSUE 2 | 19 DEC 14 |
| 3 | D.O.B. SUBMISSION | 18 FEB 15 |
| 4 | CD PROGRESS ISSUE 3 | 09 MAR 15 |
| | D.O.B. SUBMISSION | 27 APR 15 |
| 5 | CD PROGRESS ISSUE 4 | 01 JUN 15 |
| 6 | CD PROGRESS ISSUE 5 | 10 AUG 15 |
| | D.O.B. AMENDMENT 2 | 21 SEP 15 |
| 7 | CD PROGRESS ISSUE 6 | 02 NOV 15 |
| 8 | CD PROGRESS ISSUE 7 | 29 JAN 16 |
| 9 | CD ISSUE 8 - GMP SET | 31 MAR 16 |
| 10 | CD BULLETIN ISSUE - 1 | 22 APR 16 |
| 11 | CD BULLETIN ISSUE - 3 | 25 MAY 16 |
| 12 | CD BULLETIN ISSUE - 5 | 12 AUG 16 |
| 13 | CD BULLETIN ISSUE - 7 | 14 SEP 16 |
| | D.O.B. AMENDMENT 3 | 03 OCT 16 |

/ISSUED AS A-125 - CD PROGRESS ISSUE 3 - 09 MAR 15/

0 4' - 0" 8' - 0" 16' - 0"

**D.O.B. SUBMISSION**

Discrepancies must be reported immediately to the Architect before proceeding. Only figured dimensions are to be used. Contractors must check all dimensions on site. This drawing is protected by copyright.

ALL DIMENSIONS ARE SHOWN IN IMPERIAL.

CONSULTANT:
AAI ARCHITECTS, P.C.

PROJECT:
**217 WEST 57TH STREET**
NEW YORK, NY

DRAWING TITLE:
19TH FLOOR PLAN (RESIDENTIAL - TIER 1) (MFD-38TH FLOOR)

SEAL & SIGNATURE:
REGISTERED ARCHITECT ANDRE DAVID JAMES 026863 STATE OF NEW YORK

| | |
|---|---|
| DATE: | 15 OCT 14 |
| PROJECT No: | 1216-00 |
| DRAWN: Author | REV: 13 |
| CHK: Checker | |
| SCALE: As indicated | |
| DWG No: | A-131.02 |
| DOB PAGE No: | 104 of 454 |

DOB EMPLOYEE STAMP:
DOB B-SCAN:

36" x 48" Arch E SHEET SIZE
FILE NAME:
PLOT DATE: 10/17/2016 7:15:17 PM

DEPT OF BLDGS 421263626 Job Number
E364999733 Scan Code

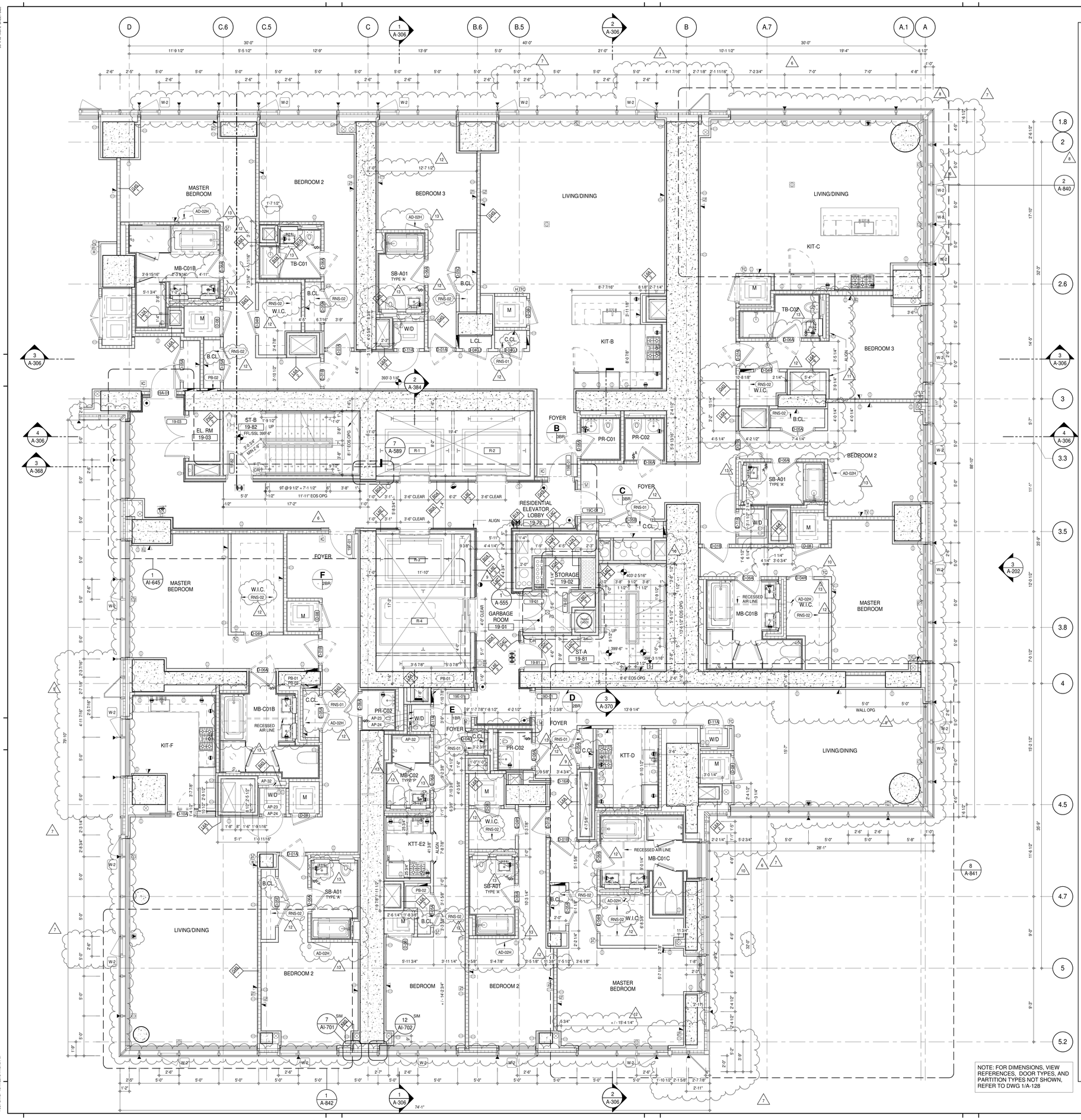


SHEET NOTES:

C1 DASHED LINE DENOTES EXTENT OF 6" HIGH C.I.P. CONCRETE CURB. WIDTH TO MATCH PARTITION UNLESS OTHERWISE NOTED ALL CURBS AT DOORWAYS & PATH OF TRAVEL TO BE PAINTED WITH WARNING STRIPS.

C2 DASHED LINE DENOTES EXTENT OF 6" HIGH C.I.P. CONCRETE CURB. WIDTH TO MATCH PARTITION UNLESS OTHERWISE NOTED

C3 DASHED LINE DENOTES EXTENT OF 8" HIGH CEMENT BOARD BASE CURB. REFER TO SECTION DETAIL (9) ON SHEET (A-574).

P1 CONCRETE HOUSEKEEPING PAD, HEIGHT, SIZE AND LOCATION TO BE COORDINATED WITH MECHANICAL DRAWINGS.

T1 TOP OF EXISTING STRUCT. SLAB CUT OUT FOR FLOOR RECESSED SLIDING DOOR TRACK ONCE CONSTRUCTION IS COMPLETE.

EDGE OF SLAB IS 11" FROM FACE OF GLASS UNLESS OTHERWISE STATED AND/OR AT SHEAR WALL CONDITIONS.

TEMPORARY SHEAR WALL OPENINGS REQUIRED BY THE CONTRACTOR TO COMPLETE THE PROJECT ARE TO BE IN-FILLED TO MATCH THE WALLS REQUIREMENTS INCLUDING BUT NOT LIMITED TO FIRE RATING, ACOUSTIC PROPERTY, THERMAL PROPERTY, AIR/ VAPOR PERMEABILITY.

ALL SLEEVES SHOULD EXTEND TO MATCH CURB HEIGHT IN ROOMS WITH CURBS FOR TERMINATION OF WATERPROOFING SYSTEM.

KEYNOTE LEGEND:

| TAG # | DESCRIPTION |
|---|---|
| AD-02H | ACCESS DOOR FLUSH NON RATED 28" X 17" - GYP |
| AP-23 | COMPACT ELECTRIC DRYER |
| AP-24 | COMPACT WASHING MACHINE |
| AP-32 | RECESSED DRYER VENT BOX - UPWARD VENTING |
| PB-01 | RESIDENTIAL ELECTRICAL PANELBOARD |
| PB-02 | RESIDENTIAL TELECOM PANELBOARD |
| RNS-01 | ROD AND SHELF (REFER TO AI-880) |
| RNS-02 | ROD AND SHELF (N.I.C) |

NOTE: FOR DIMENSIONS, VIEW REFERENCES, DOOR TYPES, AND PARTITION TYPES NOT SHOWN, REFER TO DWG 1/A-128

KEY PLAN:

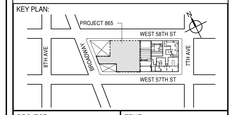


PROJECT NORTH | TRUE NORTH

DEVELOPER:
***EXTELL DEVELOPMENT COMPANY***
805 THIRD AVENUE, 7TH FLOOR
New York, NY 10022 USA
TEL: 212 712 6000 FAX: 212 712 6100

DESIGN ARCHITECT: Base Building Shell & Core
***ADRIAN SMITH + GORDON GILL ARCHITECTURE***
111 WEST MONROE STREET SUITE 2300
CHICAGO IL 60603
TEL: 312 920 1888 FAX: 312 920 1775

INTERIOR DESIGNER: Residential
***Rottet Architecture and Design Studio, PLLC***
298 Fifth Ave, 7th Floor
New York, NY 10001
TEL: 646 998 7000 FAX:

ARCHITECT OF RECORD: Base Building Shell, Core, & Residential
***AAI ARCHITECTS, P.C.***
401 Wellington St. W., 3rd Floor
Toronto, ON M5V 1E7 Canada
TEL: 416 967 1500 FAX: 416 967 7150

STRUCTURAL ENGINEERS:
***WSP CANTOR SEINUK***
228 EAST 45th Street
New York, NY 10017 USA
TEL: 212 687 9888 FAX: 646 487 5501

MEP ENGINEERS:
***AKF GROUP***
165 Broadway, 22nd Floor
New York, NY 10006 USA
TEL: 212 354 5656 FAX: 212 354 5668

GEOTECHNICAL ENGINEERS:
***Langan Engineering & Environmental Services***
21 Penn Plaza - 360 West 31st Street, 8th Floor
New York, NY 10001-2727
TEL: 212 479 5400 FAX: 212 479 5444

CODE CONSULTANTS:
***Construction Consulting Associates***
100 Church Street
New York, NY 10007
TEL: 212 385 1818 FAX: 212 385 1911

CURTAINWALL CONSULTANT:
***AJLP Consulting***
40 Worth Street. Suite 826
New York, NY 10013
TEL: 212 757 5659 FAX: 646 219 8508

LANDMARK/PRESERVATION CONSULTANT:
***Jan Hird Pokorny Associates, Inc.***
39 West 37th Street, 12A
New York, NY 10018
TEL: 212 759 6462 FAX: 212 759 6540

| No. | DESCRIPTION | DATE |
|---|---|---|
| 1 | CD PROGRESS ISSUE 1 | 15 OCT 14 |
| 2 | CD PROGRESS ISSUE 2 | 19 DEC 14 |
| 3 | D.O.B. SUBMISSION | 18 FEB 15 |
| 4 | CD PROGRESS ISSUE 3 | 09 MAR 15 |
| | D.O.B. SUBMISSION | 27 APR 15 |
| 5 | CD PROGRESS ISSUE 4 | 01 JUN 15 |
| 6 | CD PROGRESS ISSUE 5 | 10 AUG 15 |
| | D.O.B. AMENDMENT 2 | 21 SEP 15 |
| 7 | CD PROGRESS ISSUE 6 | 02 NOV 15 |
| 8 | CD PROGRESS ISSUE 7 | 29 JAN 16 |
| 9 | CD ISSUE 8 - GMP SET | 31 MAR 16 |
| 10 | CD BULLETIN ISSUE - 1 | 22 APR 16 |
| 11 | CD BULLETIN ISSUE - 3 | 25 MAY 16 |
| 12 | CD BULLETIN ISSUE - 5 | 12 AUG 16 |
| 13 | CD BULLETIN ISSUE - 7 | 14 SEP 16 |
| | D.O.B. AMENDMENT 3 | 03 OCT 16 |

/ISSUED AS: A-125A - CD PROGRESS ISSUE 3 - 09 MAR 15/

0 2'-0" 4'-0" 8'-0"

**D.O.B. SUBMISSION**

Discrepancies must be reported immediately to the Architect before proceeding. Only figured dimensions are to be used. Contractors must check all dimensions on site. This drawing is protected by copyright.

ALL DIMENSIONS ARE SHOWN IN IMPERIAL.

CONSULTANT:

AAI ARCHITECTS, P.C.

PROJECT:

**217 WEST 57TH STREET**
NEW YORK, NY

DRAWING TITLE:

19TH FLOOR PLAN (RESIDENTIAL - TIER 1) (MFD-38TH FLOOR)

SEAL & SIGNATURE: REGISTERED ARCHITECT DAVID J. JASINSKI No. 028881 STATE OF NEW YORK

| | |
|---|---|
| DATE: | 15 OCT 14 |
| PROJECT No: | 1216-00 |
| DRAWN: Author | REV: 13 |
| CHK'D: Checker | |
| SCALE: 1/4" = 1'-0" | DWG No: A-132.02 |
| | DOB PAGE No: 105 of 454 |

DOB EMPLOYEE STAMP: DOB B-SCAN:

36" x 48" Arch E SHEET SIZE
FILE NAME:
PLOT DATE: 10/17/2016 7:42:44 PM

DEPT OF BLDGS 421263626 Job Number
E3375030623 Scan Code

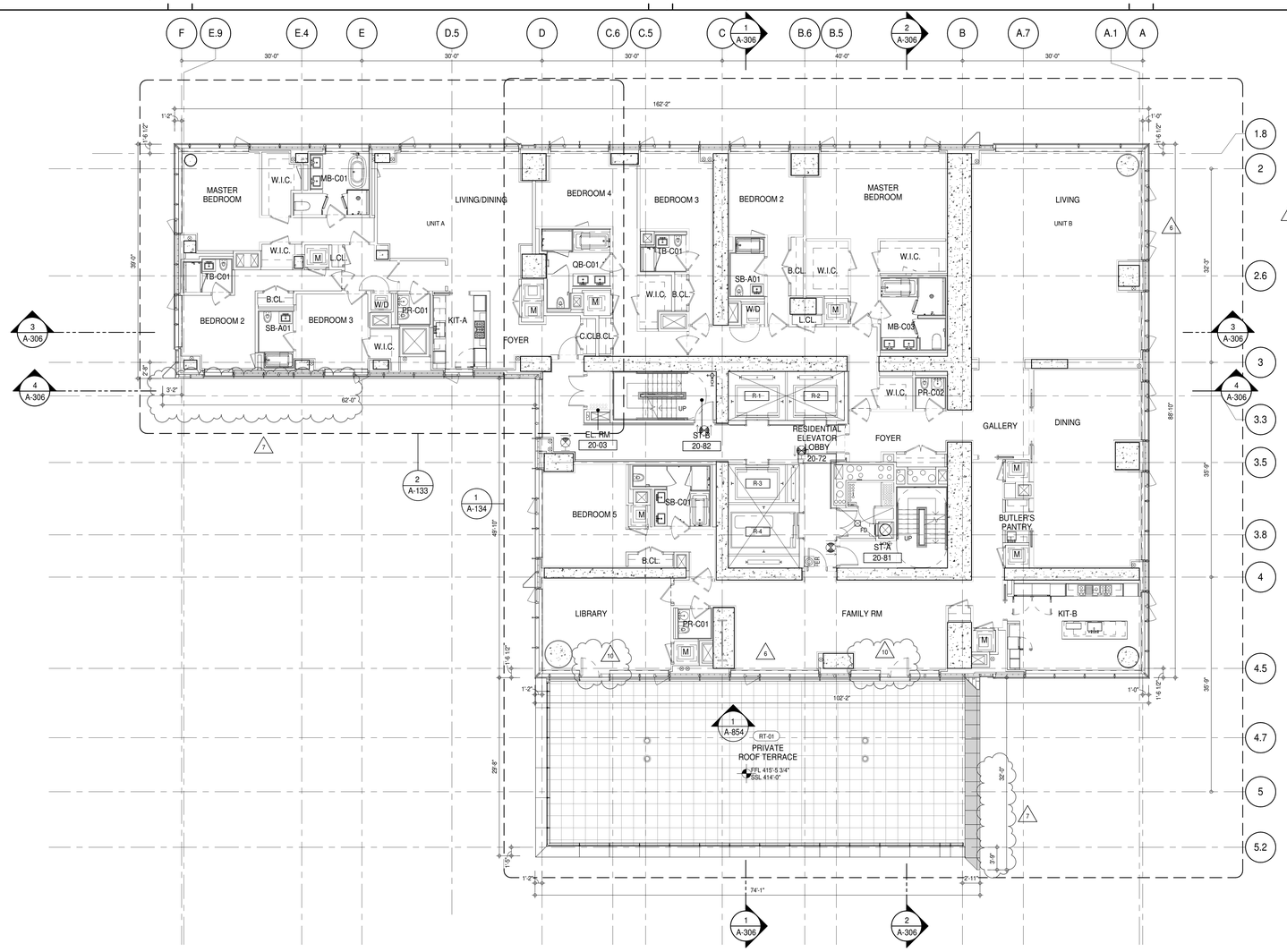


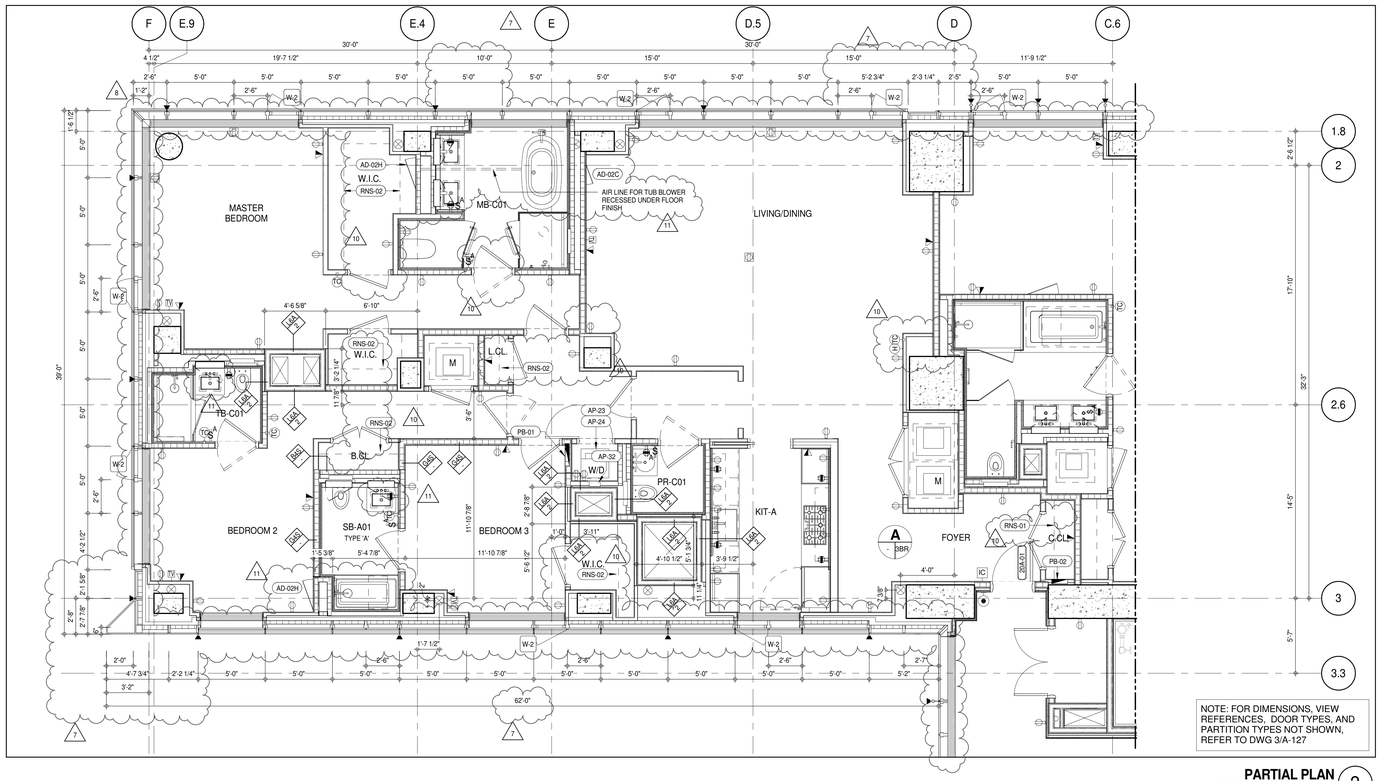


**PARTIAL PLAN** 2
A-133
1/4" = 1'-0"

SHEET NOTES:

9

C1 DASHED LINE DENOTES EXTENT OF 6" HIGH C.I.P. CONCRETE CURB. WIDTH TO MATCH PARTITION UNLESS OTHERWISE NOTED
ALL CURBS AT DOORWAYS & PATH OF TRAVEL TO BE PAINTED WITH WARNING STRIPS

C2 DASHED LINE DENOTES EXTENT OF 8" HIGH C.I.P. CONCRETE CURB. WIDTH TO MATCH PARTITION UNLESS OTHERWISE NOTED

C3 DASHED LINE DENOTES EXTENT OF 8" HIGH CEMENT BOARD BASE CURB. REFER TO SECTION DETAIL (9) ON SHEET (A-574).

P1 CONCRETE HOUSEKEEPING PAD, HEIGHT, SIZE AND LOCATION TO BE COORDINATED WITH MECHANICAL DRAWINGS.

T1 TOP OF EXISTING STRUCT. SLAB CUT OUT FOR FLOOR RECESSED SLIDING DOOR TRACK ONCE CONSTRUCTION IS COMPLETE.

EDGE OF SLAB IS 11" FROM FACE OF GLASS UNLESS OTHERWISE STATED AND/OR AT SHEAR WALL CONDITIONS.

TEMPORARY SHEAR WALL OPENINGS REQUIRED BY THE CONTRACTOR TO COMPLETE THE PROJECT ARE TO BE IN-FILLED TO MATCH THE WALLS REQUIREMENTS INCLUDING BUT NOT LIMITED TO FIRE RATING, ACOUSTIC PROPERTY, THERMAL PROPERTY, AIR/ VAPOR PERMEABILITY.

ALL SLEEVES SHOULD EXTEND TO MATCH CURB HEIGHT IN ROOMS WITH CURBS FOR TERMINATION OF WATERPROOFING SYSTEM.

KEYNOTE LEGEND:

| TAG # | DESCRIPTION |
|---|---|
| AD-02C | ACCESS DOOR FLUSH NON RATED 18" x 18" - GYP |
| AD-02H | ACCESS DOOR FLUSH NON RATED 28" X 17" - GYP |
| AP-23 | COMPACT ELECTRIC DRYER |
| AP-24 | COMPACT WASHING MACHINE |
| AP-32 | RECESSED DRYER VENT BOX - UPWARD VENTING |
| PB-01 | RESIDENTIAL ELECTRICAL PANELBOARD |
| PB-02 | RESIDENTIAL TELECOM PANELBOARD |
| RNS-01 | ROD AND SHELF (REFER TO AI-880) |
| RNS-02 | ROD AND SHELF (N.I.C) |
| RT-01 | FLUID MEMBRANE WITH CONCRETE PAVERS - TYPE 1 |

KEY PLAN:

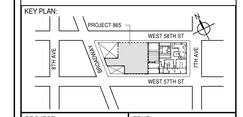


PROJECT NORTH
TRUE NORTH

DEVELOPER:
***EXTELL DEVELOPMENT COMPANY***
805 THIRD AVENUE, 7TH FLOOR
New York, NY 10022 USA
TEL: 212 712 6000 FAX: 212 712 6100

DESIGN ARCHITECT: Base Building Shell & Core
***ADRIAN SMITH + GORDON GILL ARCHITECTURE***
111 WEST MONROE STREET SUITE 2300
CHICAGO IL 60603
TEL: 312 920 1888 FAX: 312 920 1775

INTERIOR DESIGNER: Residential
***Rottet Architecture and Design Studio, PLLC***
298 Fifth Ave, 7th Floor
New York, NY 10001
TEL: 646 998 7000 FAX:

ARCHITECT OF RECORD: Base Building Shell, Core, & Residential
***AAI ARCHITECTS, P.C.***
401 Wellington St. W., 3rd Floor
Toronto, ON M5V 1E7 Canada
TEL: 416 967 1500 FAX: 416 967 7150

STRUCTURAL ENGINEERS:
***WSP CANTOR SEINUK***
228 EAST 45th Street
New York, NY 10017 USA
TEL: 212 687 9888 FAX: 646 487 5501

MEP ENGINEERS:
***AKF GROUP***
165 Broadway, 22nd Floor
New York, NY 10006 USA
TEL: 212 354 5656 FAX: 212 354 5668

GEOTECHNICAL ENGINEERS:
***Langan Engineering & Environmental Services***
21 Penn Plaza - 360 West 31st Street, 8th Floor
New York, NY 10001-2727
TEL: 212 479 5400 FAX: 212 479 5444

CODE CONSULTANTS:
***Construction Consulting Associates***
100 Church Street
New York, NY 10007
TEL: 212 385 1818 FAX: 212 385 1911

CURTAINWALL CONSULTANT:
***AJLP Consulting***
40 Worth Street. Suite 826
New York, NY 10013
TEL: 212 757 5659 FAX: 646 219 8508

LANDMARK/PRESERVATION CONSULTANT:
***Jan Hird Pokorny Associates, Inc.***
39 West 37th Street, 12A
New York, NY 10018
TEL: 212 759 6462 FAX: 212 759 6540

| No. | DESCRIPTION | DATE |
|---|---|---|
| 1 | CD PROGRESS ISSUE 1 | 15 OCT 14 |
| 2 | CD PROGRESS ISSUE 2 | 19 DEC 14 |
| 3 | D.O.B. SUBMISSION | 18 FEB 15 |
| 4 | CD PROGRESS ISSUE 3 | 09 MAR 15 |
| | D.O.B. SUBMISSION | 27 APR 15 |
| 5 | CD PROGRESS ISSUE 4 | 01 JUN 15 |
| 6 | CD PROGRESS ISSUE 5 | 10 AUG 15 |
| | D.O.B. AMENDMENT 2 | 21 SEP 15 |
| 7 | CD PROGRESS ISSUE 6 | 02 NOV 15 |
| 8 | CD PROGRESS ISSUE 7 | 29 JAN 16 |
| 9 | CD ISSUE 8 - GMP SET | 31 MAR 16 |
| 10 | CD BULLETIN ISSUE - 5 | 12 AUG 16 |
| 11 | CD BULLETIN ISSUE - 7 | 14 SEP 16 |
| | D.O.B. AMENDMENT 3 | 03 OCT 16 |

/ISSUED AS: A-126 - CD PROGRESS ISSUE 3 - 09 MAR 15/

0 4'-0" 8'-0" 16'-0"

**D.O.B. SUBMISSION**

Discrepancies must be reported immediately to the Architect before proceeding. Only figured dimensions are to be used. Contractors must check all dimensions on site. This drawing is protected by copyright.

ALL DIMENSIONS ARE SHOWN IN IMPERIAL.

CONSULTANT:
AAI ARCHITECTS, P.C.

PROJECT:
**217 WEST 57TH STREET**
NEW YORK, NY

DRAWING TITLE:
20TH FLOOR PLAN (RESIDENTIAL - TIER 1) (MFD-39TH FLOOR)

SEAL & SIGNATURE:
REGISTERED ARCHITECT RENE DAVID JAUREGI 026863 STATE OF NEW YORK

| | |
|---|---|
| DATE: | 15 OCT 14 |
| PROJECT No: | 1216-00 |
| DRAWN: Author | REV: 11 |
| CHK: Checker | |
| SCALE: As indicated | |
| DWG No: | A-133.02 |
| DOB PAGE No: | 106 of 454 |

DOB EMPLOYEE STAMP: DOB B-SCAN:

36" x 48" Arch E SHEET SIZE
FILE NAME:
PLOT DATE: 10/17/2016 6:50:05 PM

DEPT OF BLDGS 121253635 Job Number
E378258997B Scan Code

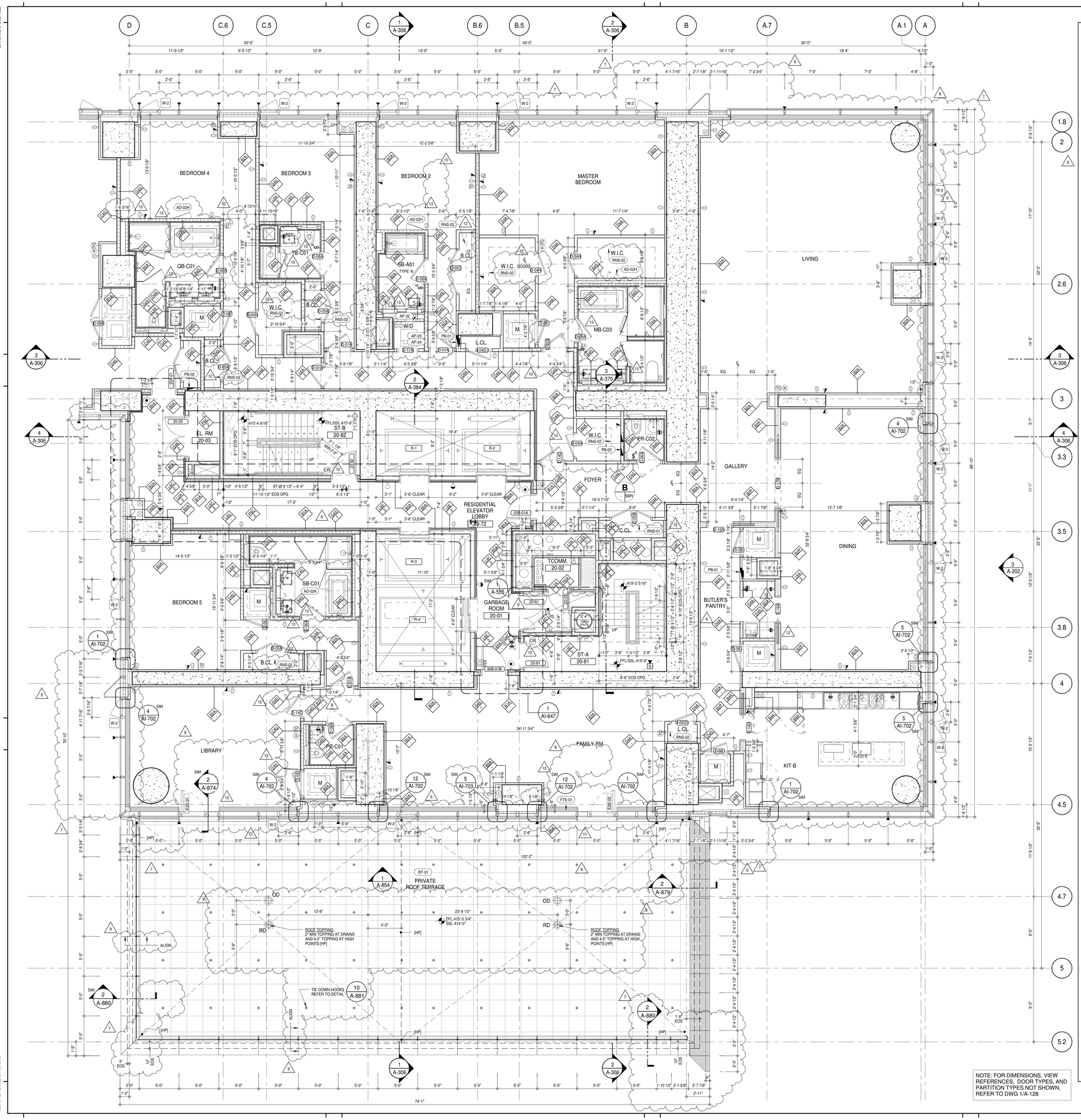


SHEET NOTES:

C1 DASHED LINE DENOTES EXTENT OF 6" HIGH C.I.P. CONCRETE CURB. WIDTH TO MATCH PARTITION UNLESS OTHERWISE NOTED
ALL CURBS AT DOORWAYS & PATH OF TRAVEL TO BE PAINTED WITH WARNING STRIPS

C2 DASHED LINE DENOTES EXTENT OF 6" HIGH C.I.P. CONCRETE CURB. WIDTH TO MATCH PARTITION UNLESS OTHERWISE NOTED

C3 DASHED LINE DENOTES EXTENT OF 8" HIGH CEMENT BOARD BASE CURB. REFER TO SECTION DETAIL (9) ON SHEET (A-574).

P1 CONCRETE HOUSEKEEPING PAD, HEIGHT, SIZE AND LOCATION TO BE COORDINATED WITH MECHANICAL DRAWINGS.

T1 TOP OF EXISTING STRUCT. SLAB CUT OUT FOR FLOOR RECESSED SLIDING DOOR TRACK ONCE CONSTRUCTION IS COMPLETE

EDGE OF SLAB IS 11" FROM FACE OF GLASS UNLESS OTHERWISE STATED AND/OR AT SHEAR WALL CONDITIONS.

TEMPORARY SHEAR WALL OPENINGS REQUIRED BY THE CONTRACTOR TO COMPLETE THE PROJECT ARE TO BE IN-FILLED TO MATCH THE WALLS REQUIREMENTS INCLUDING BUT NOT LIMITED TO FIRE RATING, ACOUSTIC PROPERTY, THERMAL PROPERTY, AIR/ VAPOR PERMEABILITY.

ALL SLEEVES SHOULD EXTEND TO MATCH CURB HEIGHT IN ROOMS WITH CURBS FOR TERMINATION OF WATERPROOFING SYSTEM.

KEYNOTE LEGEND:

| TAG # | DESCRIPTION |
|---|---|
| AD-02C | ACCESS DOOR FLUSH NON RATED 18" x 18" - GYP |
| AD-02H | ACCESS DOOR FLUSH NON RATED 28" X 17" - GYP |
| AD-02K | ACCESS DOOR FLUSH NON RATED 28" X 14" - STONE |
| AP-23 | COMPACT ELECTRIC DRYER |
| AP-24 | COMPACT WASHING MACHINE |
| AP-32 | RECESSED DRYER VENT BOX - UPWARD VENTING |
| FTE-01 | FIN TUBE ENCLOSURE |
| PB-01 | RESIDENTIAL ELECTRICAL PANELBOARD |
| PB-02 | RESIDENTIAL TELECOM PANELBOARD |
| RNS-01 | ROD AND SHELF (REFER TO AI-880) |
| RNS-02 | ROD AND SHELF (N.I.C) |
| RT-01 | FLUID MEMBRANE WITH CONCRETE PAVERS - TYPE 1 |

KEY PLAN:

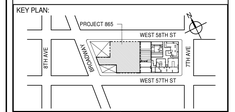


PROJECT NORTH / TRUE NORTH

DEVELOPER:
**EXTELL DEVELOPMENT COMPANY**
805 THIRD AVENUE, 7TH FLOOR
New York, NY 10022 USA
TEL: 212 712 6000 FAX: 212 712 6100

DESIGN ARCHITECT: Base Building Shell & Core
**ADRIAN SMITH + GORDON GILL ARCHITECTURE**
111 WEST MONROE STREET SUITE 2300
CHICAGO IL 60603
TEL: 312 920 1888 FAX: 312 920 1775

INTERIOR DESIGNER: Residential
**Rottet Architecture and Design Studio, PLLC**
298 Fifth Ave, 7th Floor
New York, NY 10001
TEL: 646 998 7000 FAX:

ARCHITECT OF RECORD: Base Building Shell, Core, & Residential
**AAI ARCHITECTS, P.C.**
401 Wellington St. W., 3rd Floor
Toronto, ON M5V 1E7 Canada
TEL: 416 967 1500 FAX: 416 967 7150

STRUCTURAL ENGINEERS:
**WSP CANTOR SEINUK**
228 EAST 45th Street
New York, NY 10017 USA
TEL: 212 687 9888 FAX: 646 487 5501

MEP ENGINEERS:
**AKF GROUP**
165 Broadway, 22nd Floor
New York, NY 10006 USA
TEL: 212 354 5656 FAX: 212 354 5668

GEOTECHNICAL ENGINEERS:
**Langan Engineering & Environmental Services**
21 Penn Plaza - 360 West 31st Street, 8th Floor
New York, NY 10001-2727
TEL: 212 479 5400 FAX: 212 479 5444

CODE CONSULTANTS:
**Construction Consulting Associates**
100 Church Street
New York, NY 10007
TEL: 212 385 1818 FAX: 212 385 1911

CURTAINWALL CONSULTANT:
**AJLP Consulting**
40 Worth Street. Suite 826
New York, NY 10013
TEL: 212 757 5659 FAX: 646 219 8508

LANDMARK/PRESERVATION CONSULTANT:
**Jan Hird Pokorny Associates, Inc.**
39 West 37th Street, 12A
New York, NY 10018
TEL: 212 759 6462 FAX: 212 759 6540

| No. | DESCRIPTION | DATE |
|---|---|---|
| 1 | CD PROGRESS ISSUE 1 | 15 OCT 14 |
| 2 | CD PROGRESS ISSUE 2 | 19 DEC 14 |
| 3 | D.O.B. SUBMISSION | 18 FEB 15 |
| 4 | CD PROGRESS ISSUE 3 | 09 MAR 15 |
| | D.O.B. SUBMISSION | 27 APR 15 |
| 5 | CD PROGRESS ISSUE 4 | 01 JUN 15 |
| 6 | CD PROGRESS ISSUE 5 | 10 AUG 15 |
| | D.O.B. AMENDMENT 2 | 21 SEP 15 |
| 7 | CD PROGRESS ISSUE 6 | 02 NOV 15 |
| 8 | CD PROGRESS ISSUE 7 | 29 JAN 16 |
| 9 | CD ISSUE 8 - GMP SET | 31 MAR 16 |
| 10 | CD BULLETIN ISSUE - 1 | 22 APR 16 |
| 11 | CD BULLETIN ISSUE - 3 | 25 MAY 16 |
| 12 | CD BULLETIN ISSUE - 5 | 12 AUG 16 |
| 13 | CD BULLETIN ISSUE - 7 | 14 SEP 16 |
| | D.O.B. AMENDMENT 3 | 03 OCT 16 |

/ISSUED AS: A-126A - CD PROGRESS ISSUE 3 - 09 MAR 15/

0 2' - 0" 4' - 0" 8' - 0"

**D.O.B. SUBMISSION**

Discrepancies must be reported immediately to the Architect before proceeding. Only figured dimensions are to be used. Contractors must check all dimensions on site. This drawing is protected by copyright.

ALL DIMENSIONS ARE SHOWN IN IMPERIAL.

CONSULTANT:
AAI ARCHITECTS, P.C.

PROJECT:
**217 WEST 57TH STREET**
NEW YORK, NY

DRAWING TITLE:
20TH FLOOR PLAN (RESIDENTIAL - TIER 1) (MFD-39TH FLOOR)

SEAL & SIGNATURE: REGISTERED ARCHITECT RICHARD DAVID JAMES No. 028881 STATE OF NEW YORK

| | |
|---|---|
| DATE: | 15 OCT 14 |
| PROJECT No: | 1216-00 |
| DRAWN: Author | REV: |
| CHK: Checker | 13 |
| SCALE: 1/4" = 1'-0" | |
| DWG No: | A-134.02 |
| DOB PAGE No: | 107 of 454 |

DOB EMPLOYEE STAMP: DOB B-SCAN:

FILE NAME:
PLOT DATE: 10/17/2016 7:49:15 PM

DEPT OF BLDGS 421262626 Job Number
E300363599 Scan Code

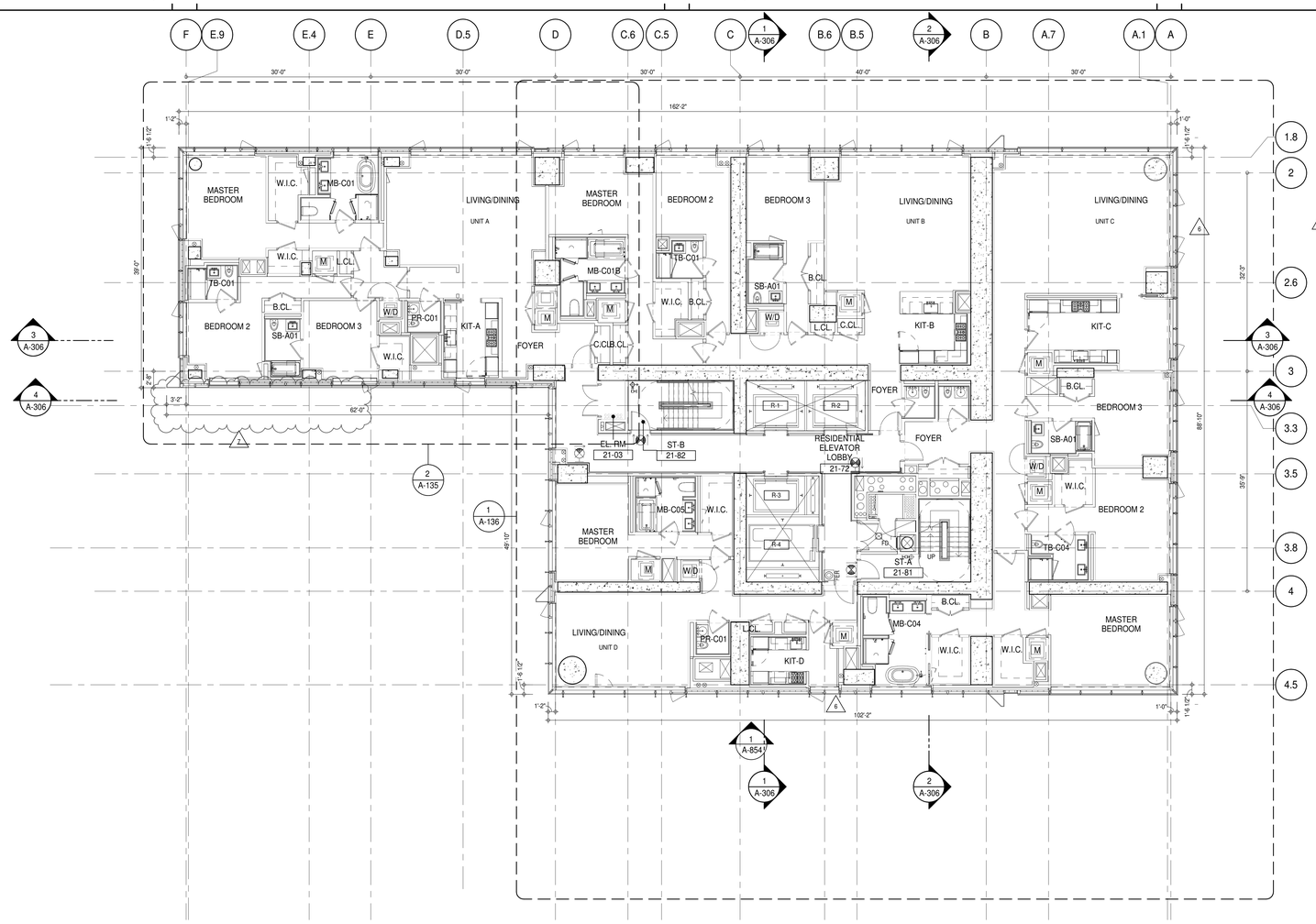


SHEET NOTES:

C1 DASHED LINE DENOTES EXTENT OF 6" HIGH C.I.P. CONCRETE CURB. WIDTH TO MATCH PARTITION UNLESS OTHERWISE NOTED
ALL CURBS AT DOORWAYS & PATH OF TRAVEL TO BE PAINTED WITH WARNING STRIPS

C2 DASHED LINE DENOTES EXTENT OF 8" HIGH C.I.P. CONCRETE CURB. WIDTH TO MATCH PARTITION UNLESS OTHERWISE NOTED

C3 DASHED LINE DENOTES EXTENT OF 8" HIGH CEMENT BOARD BASE CURB. REFER TO SECTION DETAIL (9) ON SHEET (A-574).

P1 CONCRETE HOUSEKEEPING PAD, HEIGHT, SIZE AND LOCATION TO BE COORDINATED WITH MECHANICAL DRAWINGS.

T1 TOP OF EXISTING STRUCT. SLAB CUT OUT FOR FLOOR RECESSED SLIDING DOOR TRACK ONCE CONSTRUCTION IS COMPLETE.

EDGE OF SLAB IS 11" FROM FACE OF GLASS UNLESS OTHERWISE STATED AND/OR AT SHEAR WALL CONDITIONS.

TEMPORARY SHEAR WALL OPENINGS REQUIRED BY THE CONTRACTOR TO COMPLETE THE PROJECT ARE TO BE IN-FILLED TO MATCH THE WALLS REQUIREMENTS INCLUDING BUT NOT LIMITED TO FIRE RATING, ACOUSTIC PROPERTY, THERMAL PROPERTY, AIR/ VAPOR PERMEABILITY.

ALL SLEEVES SHOULD EXTEND TO MATCH CURB HEIGHT IN ROOMS WITH CURBS FOR TERMINATION OF WATERPROOFING SYSTEM.

KEYNOTE LEGEND:

| TAG # | DESCRIPTION |
|---|---|
| AD-02C | ACCESS DOOR FLUSH NON RATED 18" x 18" - GYP |
| AD-02H | ACCESS DOOR FLUSH NON RATED 28" X 17" - GYP |
| AP-23 | COMPACT ELECTRIC DRYER |
| AP-24 | COMPACT WASHING MACHINE |
| AP-32 | RECESSED DRYER VENT BOX - UPWARD VENTING |
| FTE-01 | FIN TUBE ENCLOSURE |
| PB-01 | RESIDENTIAL ELECTRICAL PANELBOARD |
| PB-02 | RESIDENTIAL TELECOM PANELBOARD |
| RNS-01 | ROD AND SHELF (REFER TO AI-880) |
| RNS-02 | ROD AND SHELF (N.I.C) |

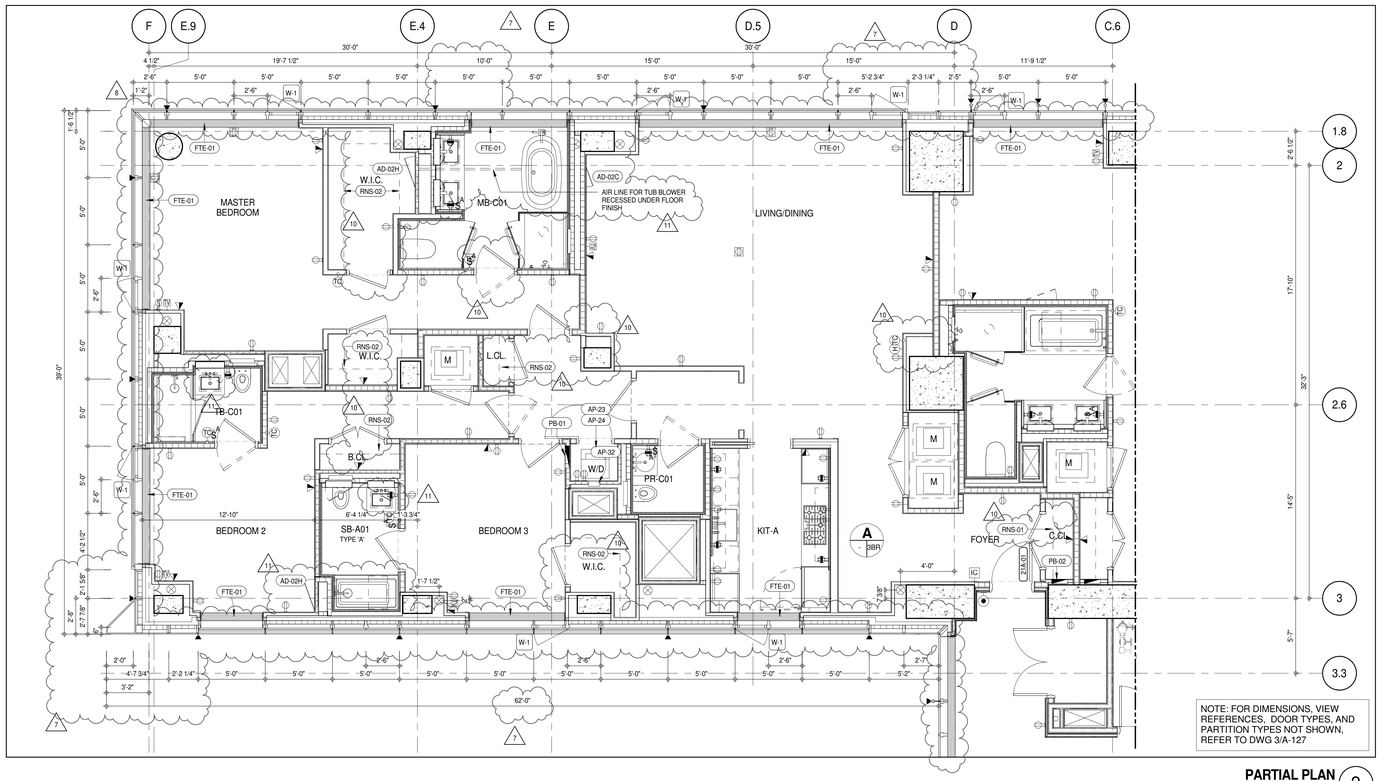


NOTE: FOR DIMENSIONS, VIEW REFERENCES, DOOR TYPES, AND PARTITION TYPES NOT SHOWN, REFER TO DWG 3/A-127

**PARTIAL PLAN** 2
A-135
1/4" = 1'-0"

KEY PLAN:

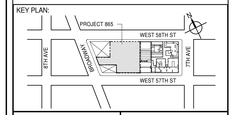


PROJECT NORTH
TRUE NORTH

DEVELOPER:
**EXTELL DEVELOPMENT COMPANY**
805 THIRD AVENUE, 7TH FLOOR
New York, NY 10022 USA
TEL: 212 712 6000 FAX: 212 712 6100

DESIGN ARCHITECT: Base Building Shell & Core
**ADRIAN SMITH + GORDON GILL ARCHITECTURE**
111 WEST MONROE STREET SUITE 2300
CHICAGO IL 60603
TEL: 312 920 1888 FAX: 312 920 1775

INTERIOR DESIGNER: Residential
**Rottet Architecture and Design Studio, PLLC**
298 Fifth Ave, 7th Floor
New York, NY 10001
TEL: 646 998 7000 FAX:

ARCHITECT OF RECORD: Base Building Shell, Core, & Residential
**AAI ARCHITECTS, P.C.**
401 Wellington St. W., 3rd Floor
Toronto, ON M5V 1E7 Canada
TEL: 416 967 1500 FAX: 416 967 7150

STRUCTURAL ENGINEERS:
**WSP CANTOR SEINUK**
228 EAST 45th Street
New York, NY 10017 USA
TEL: 212 687 9888 FAX: 646 487 5501

MEP ENGINEERS:
**AKF GROUP**
165 Broadway, 22nd Floor
New York, NY 10006 USA
TEL: 212 354 5656 FAX: 212 354 5668

GEOTECHNICAL ENGINEERS:
**Langan Engineering & Environmental Services**
21 Penn Plaza - 360 West 31st Street, 8th Floor
New York, NY 10001-2727
TEL: 212 479 5400 FAX: 212 479 5444

CODE CONSULTANTS:
**Construction Consulting Associates**
100 Church Street
New York, NY 10007
TEL: 212 385 1818 FAX: 212 385 1911

CURTAINWALL CONSULTANT:
**AJLP Consulting**
40 Worth Street. Suite 826
New York, NY 10013
TEL: 212 757 5659 FAX: 646 219 8508

LANDMARK/PRESERVATION CONSULTANT:
**Jan Hird Pokorny Associates, Inc.**
39 West 37th Street, 12A
New York, NY 10018
TEL: 212 759 6462 FAX: 212 759 6540

| No. | DESCRIPTION | DATE |
|---|---|---|
| 1 | CD PROGRESS ISSUE 1 | 15 OCT 14 |
| 2 | CD PROGRESS ISSUE 2 | 19 DEC 14 |
| 3 | D.O.B. SUBMISSION | 18 FEB 15 |
| 4 | CD PROGRESS ISSUE 3 | 09 MAR 15 |
| | D.O.B. SUBMISSION | 27 APR 15 |
| 5 | CD PROGRESS ISSUE 4 | 01 JUN 15 |
| 6 | CD PROGRESS ISSUE 5 | 10 AUG 15 |
| | D.O.B. AMENDMENT 2 | 21 SEP 15 |
| 7 | CD PROGRESS ISSUE 6 | 02 NOV 15 |
| 8 | CD PROGRESS ISSUE 7 | 29 JAN 16 |
| 9 | CD ISSUE 8 - GMP SET | 31 MAR 16 |
| 10 | CD BULLETIN ISSUE - 5 | 12 AUG 16 |
| 11 | CD BULLETIN ISSUE - 7 | 14 SEP 16 |
| | D.O.B. AMENDMENT 3 | 03 OCT 16 |

0 4'-0" 8'-0" 16'-0"

**D.O.B. SUBMISSION**

Discrepancies must be reported immediately to the Architect before proceeding. Only figured dimensions are to be used. Contractors must check all dimensions on site. This drawing is protected by copyright.

ALL DIMENSIONS ARE SHOWN IN IMPERIAL.

CONSULTANT:
AAI ARCHITECTS, P.C.

PROJECT:
**217 WEST 57TH STREET**
NEW YORK, NY

DRAWING TITLE:
21ST FLOOR PLAN (RESIDENTIAL - TIER 1) (MFD-43RD FLOOR)

SEAL & SIGNATURE:
REGISTERED ARCHITECT ADRIAN DAVID JAMES GILL 02888 STATE OF NEW YORK

| | |
|---|---|
| DATE: | 15 OCT 14 |
| PROJECT No: | 1216-00 |
| DRAWN: Author | REV: 11 |
| CHK: Checker | |
| SCALE: As indicated | |
| DWG No: | A-135.02 |
| DOB PAGE No: | 108 of 454 |

DOB EMPLOYEE STAMP: DOB B-SCAN:

/ISSUED AS A-127 - CD PROGRESS ISSUE 3 - 09 MAR 15/

36" x 48" Arch E SHEET SIZE
FILE NAME:
PLOT DATE: 10/17/2016 6:50:59 PM

DEPT OF BLDGS 121253505 Job Number
E3476954052-1 Scan Code

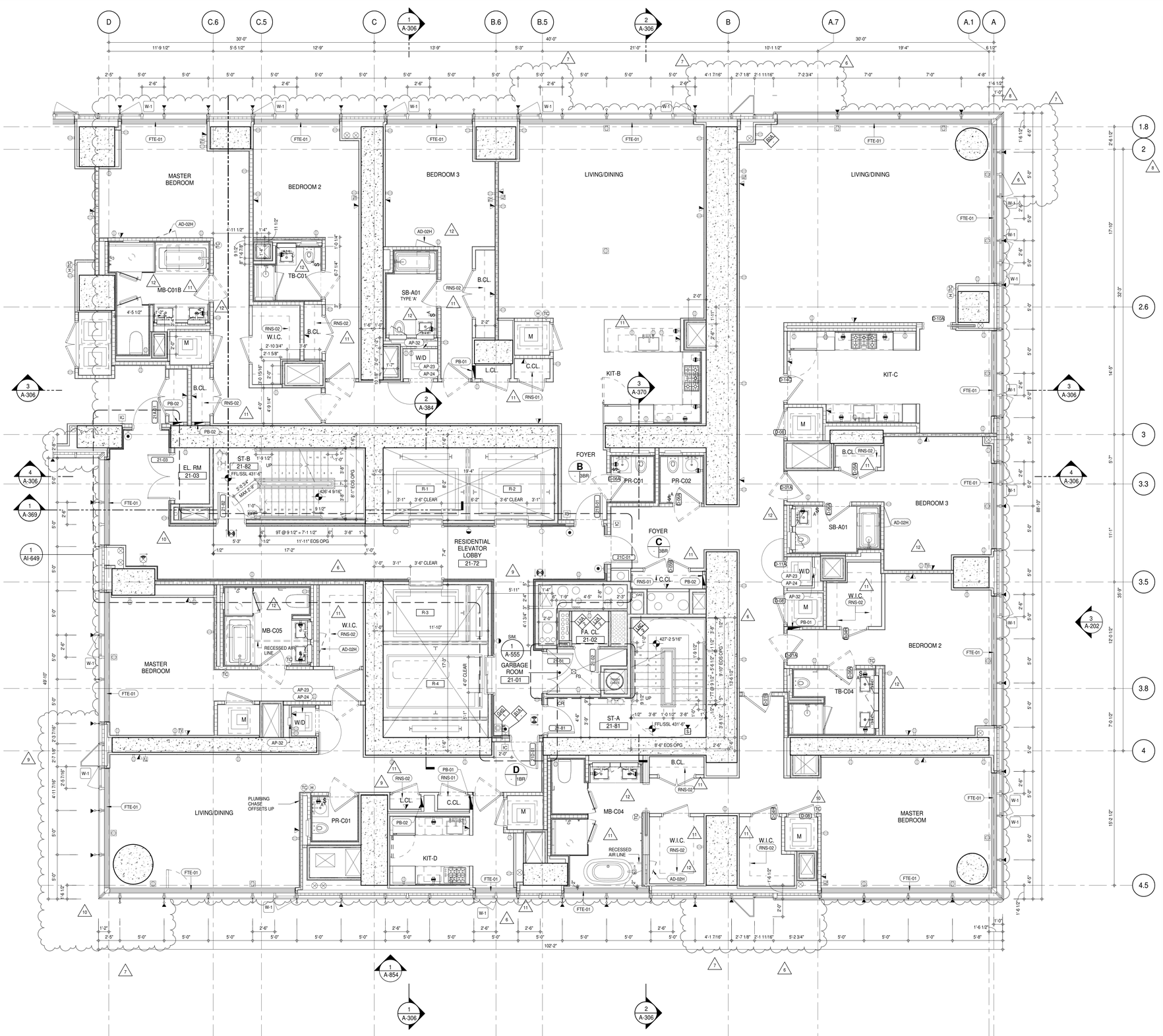


## SHEET NOTES:

C1 DASHED LINE DENOTES EXTENT OF 6" HIGH C.I.P. CONCRETE CURB. WIDTH TO MATCH PARTITION UNLESS OTHERWISE NOTED ALL CURBS AT DOORWAYS & PATH OF TRAVEL TO BE PAINTED WITH WARNING STRIPS

C2 DASHED LINE DENOTES EXTENT OF 8" HIGH C.I.P. CONCRETE CURB. WIDTH TO MATCH PARTITION UNLESS OTHERWISE NOTED

C3 DASHED LINE DENOTES EXTENT OF 8" HIGH CEMENT BOARD BASE CURB. REFER TO SECTION DETAIL (9) ON SHEET (A-574).

P1 CONCRETE HOUSEKEEPING PAD, HEIGHT, SIZE AND LOCATION TO BE COORDINATED WITH MECHANICAL DRAWINGS.

T1 TOP OF EXISTING STRUCT. SLAB CUT OUT FOR FLOOR RECESSED SLIDING DOOR TRACK ONCE CONSTRUCTION IS COMPLETE.

EDGE OF SLAB IS 11" FROM FACE OF GLASS UNLESS OTHERWISE STATED AND/OR AT SHEAR WALL CONDITIONS.

TEMPORARY SHEAR WALL OPENINGS REQUIRED BY THE CONTRACTOR TO COMPLETE THE PROJECT ARE TO BE IN-FILLED TO MATCH THE WALLS REQUIREMENTS INCLUDING BUT NOT LIMITED TO FIRE RATING, ACOUSTIC PROPERTY, THERMAL PROPERTY, AIR/ VAPOR PERMEABILITY.

ALL SLEEVES SHOULD EXTEND TO MATCH CURB HEIGHT IN ROOMS WITH CURBS FOR TERMINATION OF WATERPROOFING SYSTEM.

## KEYNOTE LEGEND:

| TAG # | DESCRIPTION |
|---|---|
| AD-02H | ACCESS DOOR FLUSH NON RATED 28" X 17" - GYP |
| AP-23 | COMPACT ELECTRIC DRYER |
| AP-24 | COMPACT WASHING MACHINE |
| AP-32 | RECESSED DRYER VENT BOX - UPWARD VENTING |
| FTE-01 | FIN TUBE ENCLOSURE |
| PB-01 | RESIDENTIAL ELECTRICAL PANELBOARD |
| PB-02 | RESIDENTIAL TELECOM PANELBOARD |
| RNS-01 | ROD AND SHELF (REFER TO AI-880) |
| RNS-02 | ROD AND SHELF (N.I.C) |

NOTE: FOR DIMENSIONS, VIEW REFERENCES, DOOR TYPES, AND PARTITION TYPES NOT SHOWN, REFER TO DWG 1/A-128 AND 1/A-138

KEY PLAN:

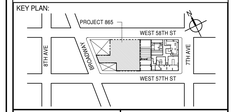


PROJECT NORTH: TRUE NORTH

DEVELOPER:
***EXTELL DEVELOPMENT COMPANY***
805 THIRD AVENUE, 7TH FLOOR
New York, NY 10022 USA
TEL: 212 712 6000 FAX: 212 712 6100

DESIGN ARCHITECT: Base Building Shell & Core
***ADRIAN SMITH + GORDON GILL ARCHITECTURE***
111 WEST MONROE STREET SUITE 2300
CHICAGO IL 60603
TEL: 312 920 1888 FAX: 312 920 1775

INTERIOR DESIGNER: Residential
***Rottet Architecture and Design Studio, PLLC***
298 Fifth Ave, 7th Floor
New York, NY 10001
TEL: 646 998 7000 FAX:

ARCHITECT OF RECORD: Base Building Shell, Core, & Residential
***AAI ARCHITECTS, P.C.***
401 Wellington St. W., 3rd Floor
Toronto, ON M5V 1E7 Canada
TEL: 416 967 1500 FAX: 416 967 7150

STRUCTURAL ENGINEERS:
***WSP CANTOR SEINUK***
228 EAST 45th Street
New York, NY 10017 USA
TEL: 212 687 9888 FAX: 646 487 5501

MEP ENGINEERS:
***AKF GROUP***
165 Broadway, 22nd Floor
New York, NY 10006 USA
TEL: 212 354 5656 FAX: 212 354 5668

GEOTECHNICAL ENGINEERS:
***Langan Engineering & Environmental Services***
21 Penn Plaza - 360 West 31st Street, 8th Floor
New York, NY 10001-2727
TEL: 212 479 5400 FAX: 212 479 5444

CODE CONSULTANTS:
***Construction Consulting Associates***
100 Church Street
New York, NY 10007
TEL: 212 385 1818 FAX: 212 385 1911

CURTAINWALL CONSULTANT:
***AJLP Consulting***
40 Worth Street. Suite 826
New York, NY 10013
TEL: 212 757 5659 FAX: 646 219 8508

LANDMARK/PRESERVATION CONSULTANT:
***Jan Hird Pokorny Associates, Inc.***
39 West 37th Street, 12A
New York, NY 10018
TEL: 212 759 6462 FAX: 212 759 6540

| No. | DESCRIPTION | DATE |
|---|---|---|
| 1 | CD PROGRESS ISSUE 1 | 15 OCT 14 |
| 2 | CD PROGRESS ISSUE 2 | 19 DEC 14 |
| 3 | D.O.B. SUBMISSION | 18 FEB 15 |
| 4 | CD PROGRESS ISSUE 3 | 09 MAR 15 |
| | D.O.B. SUBMISSION | 27 APR 15 |
| 5 | CD PROGRESS ISSUE 4 | 01 JUN 15 |
| 6 | CD PROGRESS ISSUE 5 | 10 AUG 15 |
| | D.O.B. AMENDMENT 2 | 21 SEP 15 |
| 7 | CD PROGRESS ISSUE 6 | 02 NOV 15 |
| 8 | CD PROGRESS ISSUE 7 | 29 JAN 16 |
| 9 | CD ISSUE 8 - GMP SET | 31 MAR 16 |
| 10 | CD BULLETIN ISSUE - 1 | 22 APR 16 |
| 11 | CD BULLETIN ISSUE - 5 | 12 AUG 16 |
| 12 | CD BULLETIN ISSUE - 7 | 14 SEP 16 |
| | D.O.B. AMENDMENT 3 | 03 OCT 16 |

ISSUED AS: A-127A - CD PROGRESS ISSUE 3 - 09 MAR 15

0 2' - 0" 4' - 0" 8' - 0"

**D.O.B. SUBMISSION**

Discrepancies must be reported immediately to the Architect before proceeding. Only figured dimensions are to be used. Contractors must check all dimensions on site. This drawing is protected by copyright.

ALL DIMENSIONS ARE SHOWN IN IMPERIAL.

CONSULTANT: AAI ARCHITECTS, P.C.

PROJECT:
**217 WEST 57TH STREET**
NEW YORK, NY

DRAWING TITLE:
21ST FLOOR PLAN (RESIDENTIAL - TIER 1) (MFD-43RD FLOOR)

SEAL & SIGNATURE: REGISTERED ARCHITECT RICHARD DAVID JAMISON No. 028881 STATE OF NEW YORK

| | |
|---|---|
| DATE: | 15 OCT 14 |
| PROJECT No: | 1216-00 |
| DRAWN: Author | REV: 12 |
| CHK: Checker | |
| SCALE: 1/4" = 1'-0" | |
| DWG No: | A-136.02 |
| DOB PAGE No: | 109 of 454 |

DOB EMPLOYEE STAMP: DOB B-SCAN:

36" x 48" Arch E SHEET SIZE
FILE NAME:
PLOT DATE: 10/17/2016 7:49:48 PM

DEPT OF BLDGS 421206305 Job Number
E300513133PS Scan Code

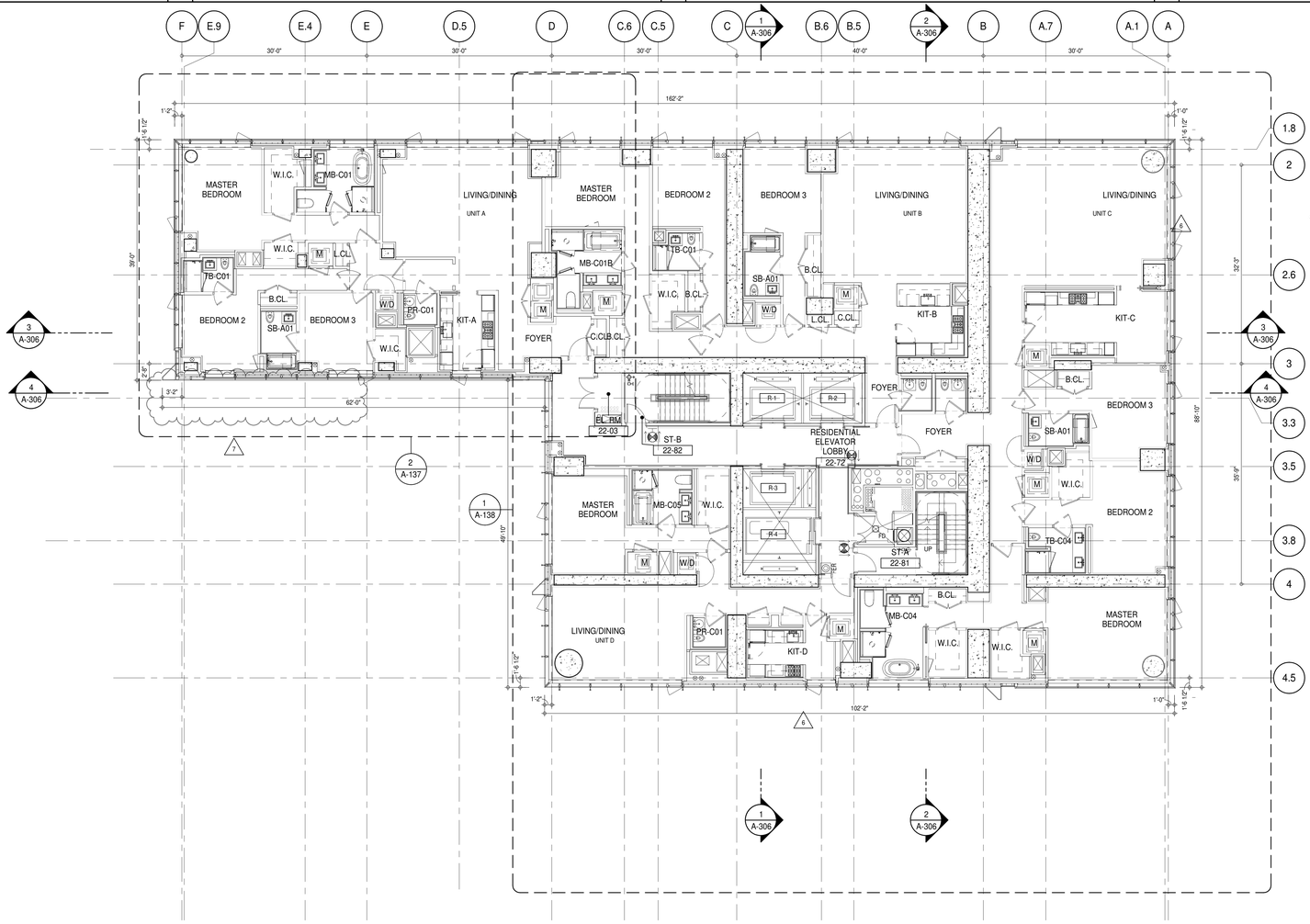


## SHEET NOTES:

C1 DASHED LINE DENOTES EXTENT OF 6" HIGH C.I.P. CONCRETE CURB. WIDTH TO MATCH PARTITION UNLESS OTHERWISE NOTED
ALL CURBS AT DOORWAYS & PATH OF TRAVEL TO BE PAINTED WITH WARNING STRIPS

C2 DASHED LINE DENOTES EXTENT OF 6" HIGH C.I.P. CONCRETE CURB. WIDTH TO MATCH PARTITION UNLESS OTHERWISE NOTED

C3 DASHED LINE DENOTES EXTENT OF 6" HIGH CEMENT BOARD BASE CURB. REFER TO SECTION DETAIL (9) ON SHEET (A-574).

P1 CONCRETE HOUSEKEEPING PAD, HEIGHT, SIZE AND LOCATION TO BE COORDINATED WITH MECHANICAL DRAWINGS.

T1 TOP OF EXISTING STRUCT. SLAB CUT OUT FOR FLOOR RECESSED SLIDING DOOR TRACK ONCE CONSTRUCTION IS COMPLETE.

EDGE OF SLAB IS 11" FROM FACE OF GLASS UNLESS OTHERWISE STATED AND/OR AT SHEAR WALL CONDITIONS.

TEMPORARY SHEAR WALL OPENINGS REQUIRED BY THE CONTRACTOR TO COMPLETE THE PROJECT ARE TO BE IN-FILLED TO MATCH THE WALLS REQUIREMENTS INCLUDING BUT NOT LIMITED TO FIRE RATING, ACOUSTIC PROPERTY, THERMAL PROPERTY, AIR/ VAPOR PERMEABILITY.

ALL SLEEVES SHOULD EXTEND TO MATCH CURB HEIGHT IN ROOMS WITH CURBS FOR TERMINATION OF WATERPROOFING SYSTEM.

## KEYNOTE LEGEND:

| TAG # | DESCRIPTION |
|---|---|
| AD-02C | ACCESS DOOR FLUSH NON RATED 18" x 18" - GYP |
| AD-02H | ACCESS DOOR FLUSH NON RATED 28" X 17" - GYP |
| AP-23 | COMPACT ELECTRIC DRYER |
| AP-24 | COMPACT WASHING MACHINE |
| AP-32 | RECESSED DRYER VENT BOX - UPWARD VENTING |
| FTE-01 | FIN TUBE ENCLOSURE |
| PB-01 | RESIDENTIAL ELECTRICAL PANELBOARD |
| PB-02 | RESIDENTIAL TELECOM PANELBOARD |
| RNS-01 | ROD AND SHELF (REFER TO AI-880) |
| RNS-02 | ROD AND SHELF (N.I.C) |

| LEVEL | CORE ROOM ASSIGNMENT |
|---|---|
| 25 | |
| 24 | FIRE ALARM CLOSET |
| 23 | TELECOM ROOM |
| 22 | TELECOM ROOM |

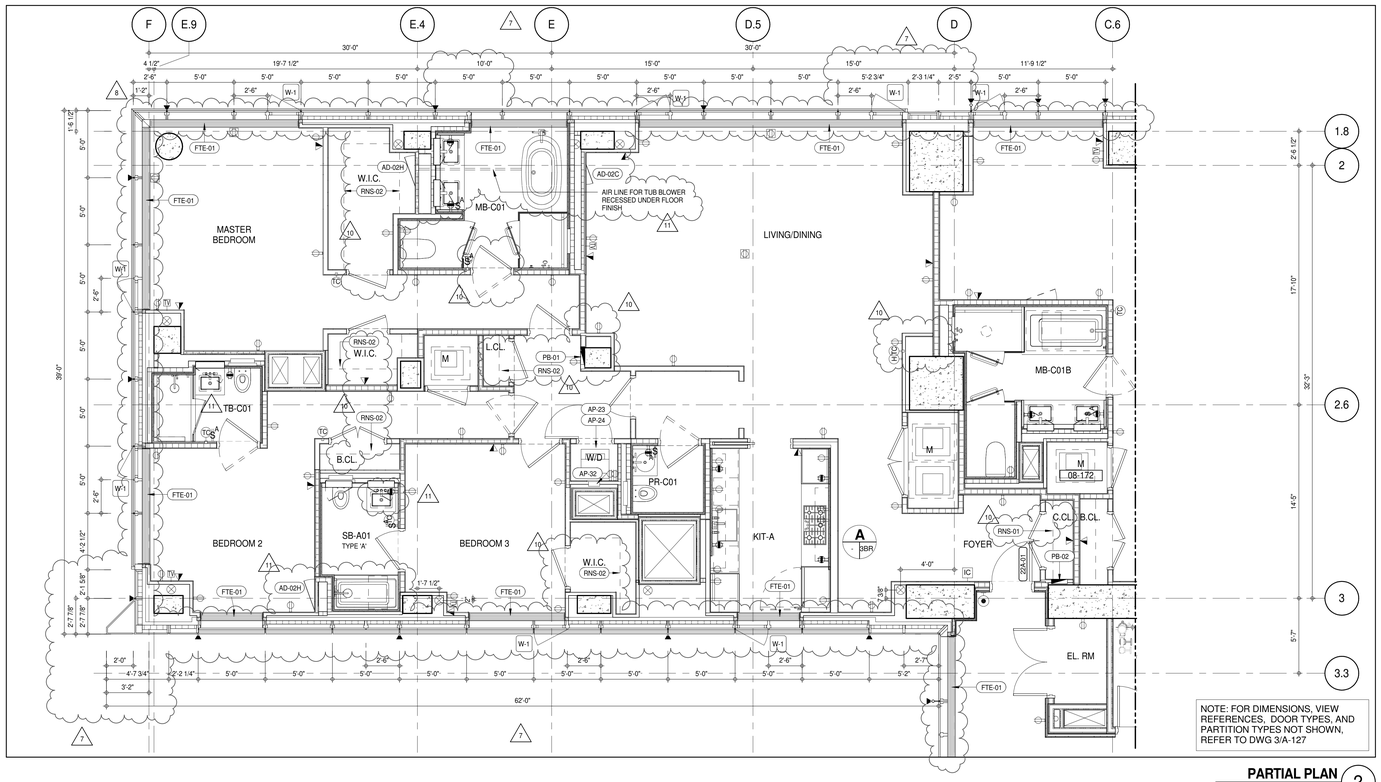


NOTE: FOR DIMENSIONS, VIEW REFERENCES, DOOR TYPES, AND PARTITION TYPES NOT SHOWN, REFER TO DWG 3/A-127

**PARTIAL PLAN** 2
A-127
1/4" = 1'-0"

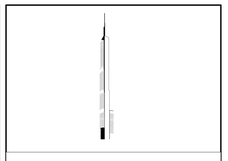

KEY PLAN:

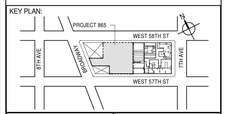


PROJECT NORTH

TRUE NORTH

DEVELOPER:
***EXTELL DEVELOPMENT COMPANY***
805 THIRD AVENUE, 7TH FLOOR
New York, NY 10022 USA
TEL: 212 712 6000 FAX: 212 712 6100

DESIGN ARCHITECT: Base Building Shell & Core
***ADRIAN SMITH + GORDON GILL ARCHITECTURE***
111 WEST MONROE STREET SUITE 2300
CHICAGO IL 60603
TEL: 312 920 1888 FAX: 312 920 1775

INTERIOR DESIGNER: Residential
***Rottet Architecture and Design Studio, PLLC***
298 Fifth Ave, 7th Floor
New York, NY 10001
TEL: 646 998 7000 FAX:

ARCHITECT OF RECORD: Base Building Shell, Core, & Residential
***AAI ARCHITECTS, P.C.***
401 Wellington St. W., 3rd Floor
Toronto, ON M5V 1E7 Canada
TEL: 416 967 1500 FAX: 416 967 7150

STRUCTURAL ENGINEERS:
***WSP CANTOR SEINUK***
228 EAST 45th Street
New York, NY 10017 USA
TEL: 212 687 9888 FAX: 646 487 5501

MEP ENGINEERS:
***AKF GROUP***
165 Broadway, 22nd Floor
New York, NY 10006 USA
TEL: 212 354 5656 FAX: 212 354 5668

GEOTECHNICAL ENGINEERS:
***Langan Engineering & Environmental Services***
21 Penn Plaza - 360 West 31st Street, 8th Floor
New York, NY 10001-2727
TEL: 212 479 5400 FAX: 212 479 5444

CODE CONSULTANTS:
***Construction Consulting Associates***
100 Church Street
New York, NY 10007
TEL: 212 385 1818 FAX: 212 385 1911

CURTAINWALL CONSULTANT:
***AJLP Consulting***
40 Worth Street. Suite 826
New York, NY 10013
TEL: 212 757 5659 FAX: 646 219 8508

LANDMARK/PRESERVATION CONSULTANT:
***Jan Hird Pokorny Associates, Inc.***
39 West 37th Street, 12A
New York, NY 10018
TEL: 212 759 6462 FAX: 212 759 6540

| No. | DESCRIPTION | DATE |
|---|---|---|
| 1 | CD PROGRESS ISSUE 1 | 15 OCT 14 |
| 2 | CD PROGRESS ISSUE 2 | 19 DEC 14 |
| 3 | D.O.B. SUBMISSION | 18 FEB 15 |
| 4 | CD PROGRESS ISSUE 3 | 09 MAR 15 |
| | D.O.B. SUBMISSION | 27 APR 15 |
| 5 | CD PROGRESS ISSUE 4 | 01 JUN 15 |
| 6 | CD PROGRESS ISSUE 5 | 10 AUG 15 |
| | D.O.B. AMENDMENT 2 | 21 SEP 15 |
| 7 | CD PROGRESS ISSUE 6 | 02 NOV 15 |
| 8 | CD PROGRESS ISSUE 7 | 29 JAN 16 |
| 9 | CD ISSUE 8 - GMP SET | 31 MAR 16 |
| 10 | CD BULLETIN ISSUE - 5 | 12 AUG 16 |
| 11 | CD BULLETIN ISSUE - 7 | 14 SEP 16 |
| | D.O.B. AMENDMENT 3 | 03 OCT 16 |

0 4' - 0" 8' - 0" 16' - 0"

## D.O.B. SUBMISSION

Discrepancies must be reported immediately to the Architect before proceeding. Only figured dimensions are to be used. Contractors must check all dimensions on site. This drawing is protected by copyright.

ALL DIMENSIONS ARE SHOWN IN IMPERIAL.

CONSULTANT:
AAI ARCHITECTS, P.C.

PROJECT:
**217 WEST 57TH STREET**
NEW YORK, NY

DRAWING TITLE:
22ND-25TH FLOOR PLAN (RESIDENTIAL - TIER 1) (MFD-45TH-48TH FLOOR)

SEAL & SIGNATURE: REGISTERED ARCHITECT RICHARD DAVID JAMES 028883 STATE OF NEW YORK

| | |
|---|---|
| DATE: | 15 OCT 14 |
| PROJECT No: | 1216-00 |
| DRAWN: Author | REV: 11 |
| CHK: Checker | |
| SCALE: As indicated | |
| DWG No: | A-137.02 |
| DOB PAGE No: | 110 of 454 |

DOB EMPLOYEE STAMP: DOB B-SCAN:

//ISSUED AS: A-128 - CD PROGRESS ISSUE 3 - 09 MAR 15//
36" x 48" Arch E SHEET SIZE
FILE NAME:
PLOT DATE: 10/17/2016 7:15:46 PM

DEPT OF BLDGS 121263426 Job Number
E397590520 Scan Code

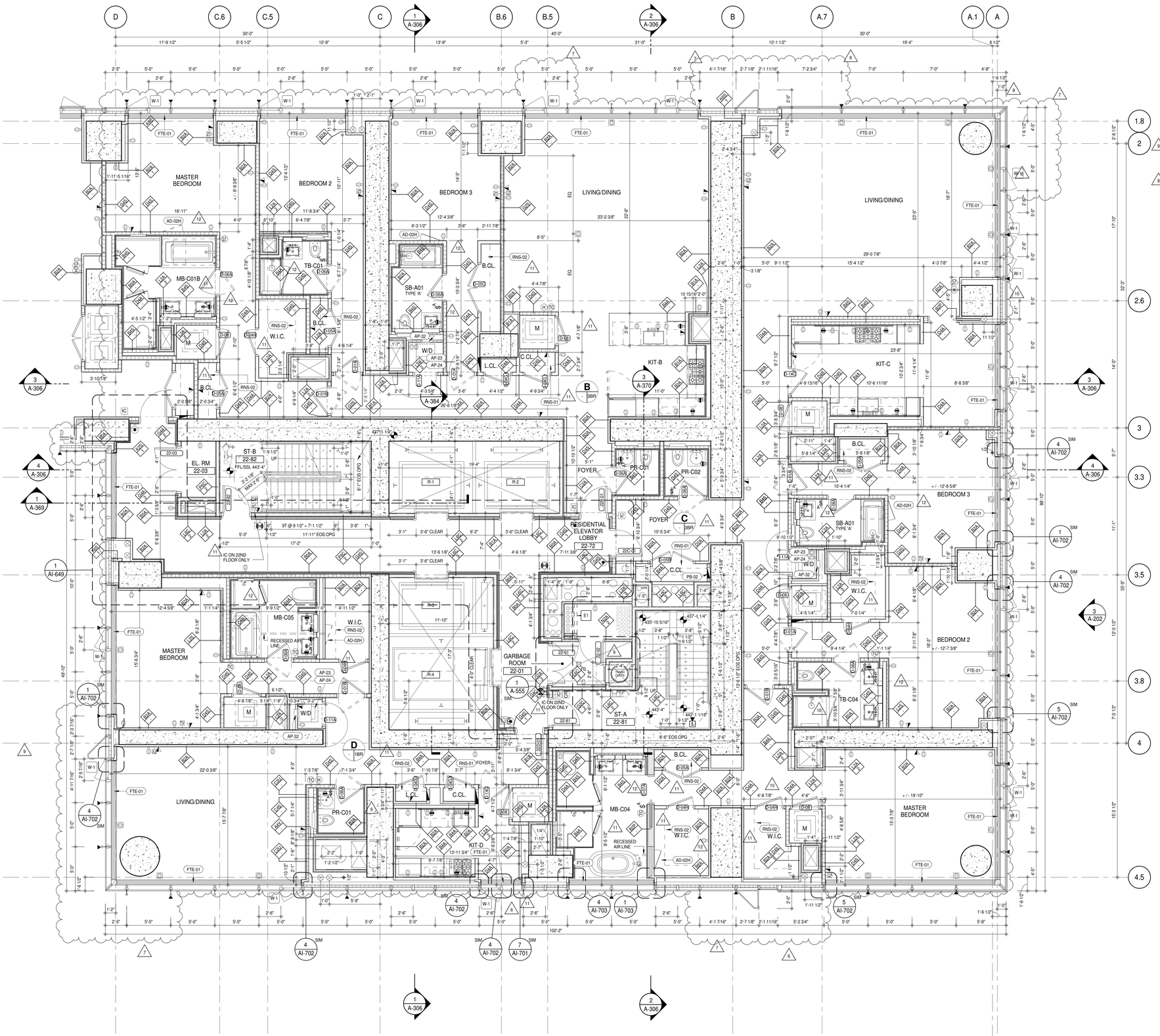


## SHEET NOTES:

C1 DASHED LINE DENOTES EXTENT OF 6" HIGH C.I.P. CONCRETE CURB. WIDTH TO MATCH PARTITION UNLESS OTHERWISE NOTED

C2 DASHED LINE DENOTES EXTENT OF 8" HIGH C.I.P. CONCRETE CURB. WIDTH TO MATCH PARTITION UNLESS OTHERWISE NOTED

C3 DASHED LINE DENOTES EXTENT OF 8" HIGH CEMENT BOARD BASE CURB. REFER TO SECTION DETAIL (9) ON SHEET (A-574).

P1 CONCRETE HOUSEKEEPING PAD, HEIGHT, SIZE AND LOCATION TO BE COORDINATED WITH MECHANICAL DRAWINGS.

T1 TOP OF EXISTING STRUCT. SLAB CUT OUT FOR FLOOR RECESSED SLIDING DOOR TRACK ONCE CONSTRUCTION IS COMPLETE.

E1 PROVIDE 2 HR RATED L2A PARTITION ON 24TH AND 25TH FLOORS

EDGE OF SLAB IS 11" FROM FACE OF GLASS UNLESS OTHERWISE STATED AND/OR AT SHEAR WALL CONDITIONS.

TEMPORARY SHEAR WALL OPENINGS REQUIRED BY THE CONTRACTOR TO COMPLETE THE PROJECT ARE TO BE IN-FILLED TO MATCH THE WALLS REQUIREMENTS INCLUDING BUT NOT LIMITED TO FIRE RATING, ACOUSTIC PROPERTY, THERMAL PROPERTY, AIR/ VAPOR PERMEABILITY.

## KEYNOTE LEGEND:

| TAG # | DESCRIPTION |
|---|---|
| AD-02H | ACCESS DOOR FLUSH NON RATED 28" X 17" - GYP |
| AP-23 | COMPACT ELECTRIC DRYER |
| AP-24 | COMPACT WASHING MACHINE |
| AP-32 | RECESSED DRYER VENT BOX - UPWARD VENTING |
| FTE-01 | FIN TUBE ENCLOSURE |
| PB-02 | RESIDENTIAL TELECOM PANELBOARD |
| RNS-01 | ROD AND SHELF (REFER TO AI-880) |
| RNS-02 | ROD AND SHELF (N.I.C) |

| LEVEL | CORE ROOM ASSIGNMENT |
|---|---|
| 25 | |
| 24 | FIRE ALARM CLOSET |
| 23 | TELECOM ROOM |
| 22 | TELECOM ROOM |

NOTE: FOR DIMENSIONS, VIEW REFERENCES, DOOR TYPES, AND PARTITION TYPES NOT SHOWN, REFER TO DWG 1/A-128

KEY PLAN:

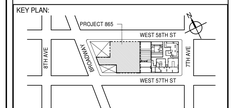


PROJECT NORTH | TRUE NORTH

DEVELOPER:
**EXTELL DEVELOPMENT COMPANY**
805 THIRD AVENUE, 7TH FLOOR
New York, NY 10022 USA
TEL: 212 712 6000 FAX: 212 712 6100

DESIGN ARCHITECT: Base Building Shell & Core
**ADRIAN SMITH + GORDON GILL ARCHITECTURE**
111 WEST MONROE STREET SUITE 2300
CHICAGO IL 60603
TEL: 312 920 1888 FAX: 312 920 1775

INTERIOR DESIGNER: Residential
**Rottet Architecture and Design Studio, PLLC**
298 Fifth Ave, 7th Floor
New York, NY 10001
TEL: 646 998 7000 FAX:

ARCHITECT OF RECORD: Base Building Shell, Core, & Residential
**AAI ARCHITECTS, P.C.**
401 Wellington St. W., 3rd Floor
Toronto, ON M5V 1E7 Canada
TEL: 416 967 1500 FAX: 416 967 7150

STRUCTURAL ENGINEERS:
**WSP CANTOR SEINUK**
228 EAST 45th Street
New York, NY 10017 USA
TEL: 212 687 9888 FAX: 646 487 5501

MEP ENGINEERS:
**AKF GROUP**
165 Broadway, 22nd Floor
New York, NY 10006 USA
TEL: 212 354 5656 FAX: 212 354 5668

GEOTECHNICAL ENGINEERS:
**Langan Engineering & Environmental Services**
21 Penn Plaza - 360 West 31st Street, 8th Floor
New York, NY 10001-2727
TEL: 212 479 5400 FAX: 212 479 5444

CODE CONSULTANTS:
**Construction Consulting Associates**
100 Church Street
New York, NY 10007
TEL: 212 385 1818 FAX: 212 385 1911

CURTAINWALL CONSULTANT:
**AJLP Consulting**
40 Worth Street. Suite 826
New York, NY 10013
TEL: 212 757 5659 FAX: 646 219 8508

LANDMARK/PRESERVATION CONSULTANT:
**Jan Hird Pokorny Associates, Inc.**
39 West 37th Street, 12A
New York, NY 10018
TEL: 212 759 6462 FAX: 212 759 6540

| No. | DESCRIPTION | DATE |
|---|---|---|
| 1 | CD PROGRESS ISSUE 1 | 15 OCT 14 |
| 2 | CD PROGRESS ISSUE 2 | 19 DEC 14 |
| 3 | D.O.B. SUBMISSION | 18 FEB 15 |
| 4 | CD PROGRESS ISSUE 3 | 09 MAR 15 |
| | D.O.B. SUBMISSION | 27 APR 15 |
| 5 | CD PROGRESS ISSUE 4 | 01 JUN 15 |
| 6 | CD PROGRESS ISSUE 5 | 10 AUG 15 |
| | D.O.B. AMENDMENT 2 | 21 SEP 15 |
| 7 | CD PROGRESS ISSUE 6 | 02 NOV 15 |
| 8 | CD PROGRESS ISSUE 7 | 29 JAN 16 |
| 9 | CD ISSUE 8 - GMP SET | 31 MAR 16 |
| 10 | CD BULLETIN ISSUE - 1 | 22 APR 16 |
| 11 | CD BULLETIN ISSUE - 5 | 12 AUG 16 |
| 12 | CD BULLETIN ISSUE - 7 | 14 SEP 16 |
| | D.O.B. AMENDMENT 3 | 03 OCT 16 |

/ISSUED AS: A-128A - CD PROGRESS ISSUE 3 - 09 MAR 15/

0 2'-0" 4'-0" 8'-0"

## D.O.B. SUBMISSION

Discrepancies must be reported immediately to the Architect before proceeding. Only figured dimensions are to be used. Contractors must check all dimensions on site. This drawing is protected by copyright.

ALL DIMENSIONS ARE SHOWN IN IMPERIAL.

CONSULTANT:
AAI ARCHITECTS, P.C.

PROJECT:
**217 WEST 57TH STREET**
NEW YORK, NY

DRAWING TITLE:
22ND-25TH FLOOR PLAN (RESIDENTIAL - TIER 1) (MFD-45TH-48TH FLOOR)

SEAL & SIGNATURE:
REGISTERED ARCHITECT ANDREW DAVID JANSEN No. 028881 STATE OF NEW YORK

| | |
|---|---|
| DATE: | 15 OCT 14 |
| PROJECT No: | 1216-00 |
| DRAWN: Author | REV: 12 |
| CHK: Checker | |
| SCALE: 1/4" = 1'-0" | |
| DWG No: | A-138.02 |
| DOB PAGE No: | 111 of 454 |

DOB EMPLOYEE STAMP: DOB B-SCAN:

36" x 48" Arch E SHEET SIZE
FILE NAME:
PLOT DATE: 10/17/2016 7:59:21 PM

DEPT OF BLDGS 421263626 Job Number
E3162766625 Scan Code

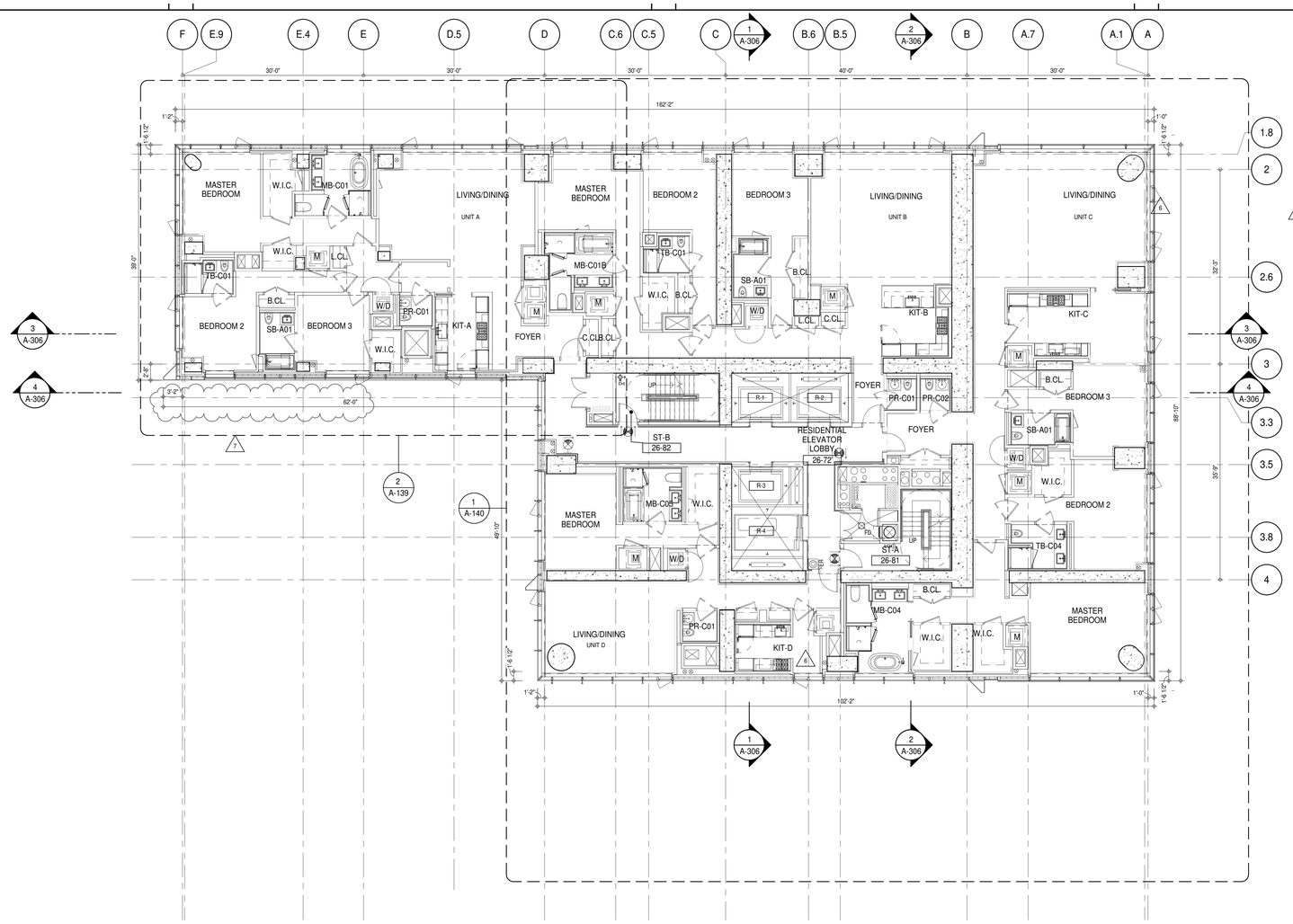


SHEET NOTES:

C1 DASHED LINE DENOTES EXTENT OF 6" HIGH C.I.P. CONCRETE CURB. WIDTH TO MATCH PARTITION UNLESS OTHERWISE NOTED
ALL CURBS AT DOORWAYS & PATH OF TRAVEL TO BE PAINTED WITH WARNING STRIPS

C2 DASHED LINE DENOTES EXTENT OF 6" HIGH C.I.P. CONCRETE CURB. WIDTH TO MATCH PARTITION UNLESS OTHERWISE NOTED

C3 DASHED LINE DENOTES EXTENT OF 8" HIGH CEMENT BOARD BASE CURB. REFER TO SECTION DETAIL (9) ON SHEET (A-574).

P1 CONCRETE HOUSEKEEPING PAD, HEIGHT, SIZE AND LOCATION TO BE COORDINATED WITH MECHANICAL DRAWINGS.

T1 TOP OF EXISTING STRUCT. SLAB CUT OUT FOR FLOOR RECESSED SLIDING DOOR TRACK ONCE CONSTRUCTION IS COMPLETE.

EDGE OF SLAB IS 11" FROM FACE OF GLASS UNLESS OTHERWISE STATED AND/OR AT SHEAR WALL CONDITIONS.

TEMPORARY SHEAR WALL OPENINGS REQUIRED BY THE CONTRACTOR TO COMPLETE THE PROJECT ARE TO BE IN-FILLED TO MATCH THE WALLS REQUIREMENTS INCLUDING BUT NOT LIMITED TO FIRE RATING, ACOUSTIC PROPERTY, THERMAL PROPERTY, AIR/ VAPOR PERMEABILITY.

ALL SLEEVES SHOULD EXTEND TO MATCH CURB HEIGHT IN ROOMS WITH CURBS FOR TERMINATION OF WATERPROOFING SYSTEM.

KEYNOTE LEGEND:

| TAG # | DESCRIPTION |
|---|---|
| AD-02C | ACCESS DOOR FLUSH NON RATED 18" x 18" - GYP |
| AD-02H | ACCESS DOOR FLUSH NON RATED 28" X 17" - GYP |
| AP-23 | COMPACT ELECTRIC DRYER |
| AP-24 | COMPACT WASHING MACHINE |
| AP-32 | RECESSED DRYER VENT BOX - UPWARD VENTING |
| FTE-01 | FIN TUBE ENCLOSURE |
| PB-01 | RESIDENTIAL ELECTRICAL PANELBOARD |
| PB-02 | RESIDENTIAL TELECOM PANELBOARD |
| RNS-01 | ROD AND SHELF (REFER TO AI-880) |
| RNS-02 | ROD AND SHELF (N.I.C) |

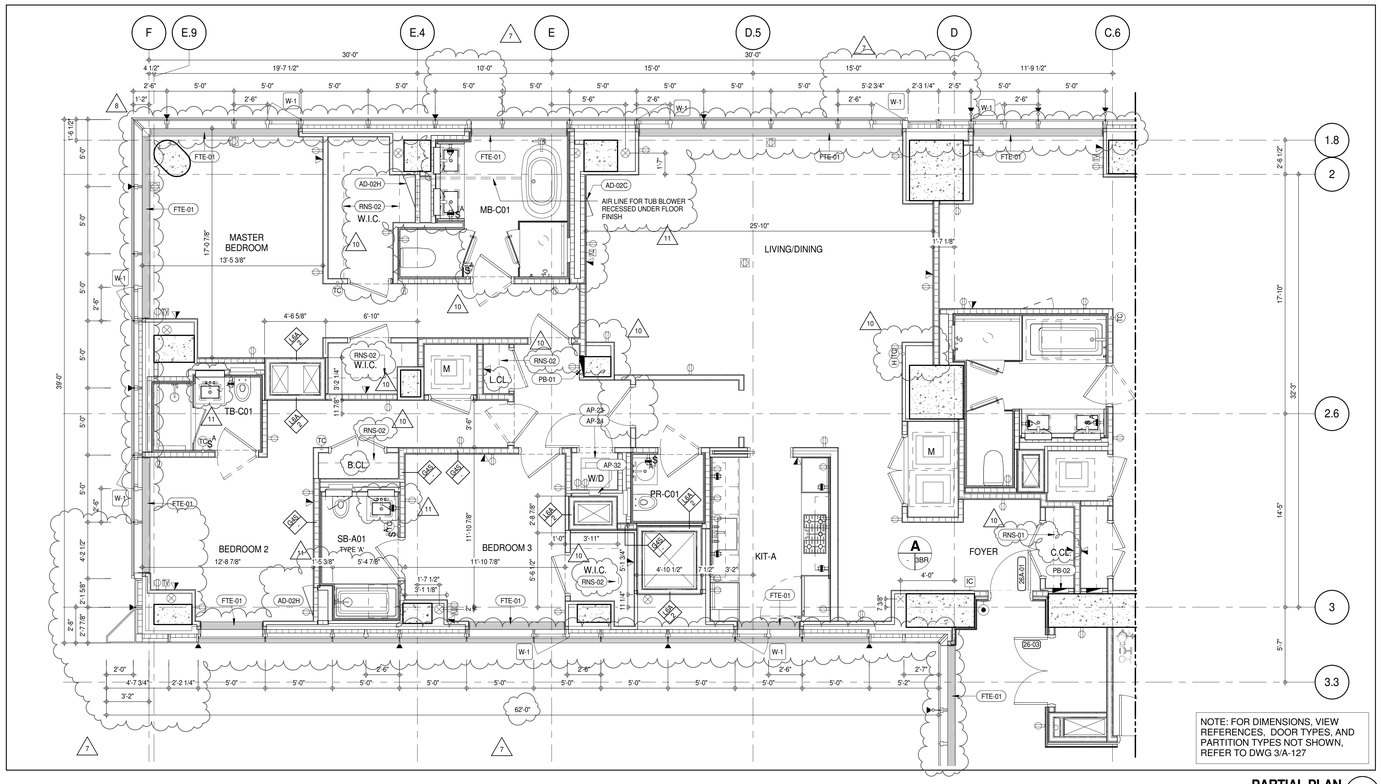


PARTIAL PLAN 2
A-139
1/4" = 1'-0"

KEY PLAN:

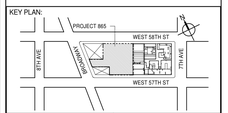


PROJECT NORTH
TRUE NORTH

DEVELOPER:
**EXTELL DEVELOPMENT COMPANY**
805 THIRD AVENUE, 7TH FLOOR
New York, NY 10022 USA
TEL: 212 712 6000 FAX: 212 712 6100

DESIGN ARCHITECT: Base Building Shell & Core
**ADRIAN SMITH + GORDON GILL ARCHITECTURE**
111 WEST MONROE STREET SUITE 2300
CHICAGO IL 60603
TEL: 312 920 1888 FAX: 312 920 1775

INTERIOR DESIGNER: Residential
**Rottet Architecture and Design Studio, PLLC**
298 Fifth Ave, 7th Floor
New York, NY 10001
TEL: 646 998 7000 FAX:

ARCHITECT OF RECORD: Base Building Shell, Core, & Residential
**AAI ARCHITECTS, P.C.**
401 Wellington St. W., 3rd Floor
Toronto, ON M5V 1E7 Canada
TEL: 416 967 1500 FAX: 416 967 7150

STRUCTURAL ENGINEERS:
**WSP CANTOR SEINUK**
228 EAST 45th Street
New York, NY 10017 USA
TEL: 212 687 9888 FAX: 646 487 5501

MEP ENGINEERS:
**AKF GROUP**
165 Broadway, 22nd Floor
New York, NY 10006 USA
TEL: 212 354 5656 FAX: 212 354 5668

GEOTECHNICAL ENGINEERS:
**Langan Engineering & Environmental Services**
21 Penn Plaza - 360 West 31st Street, 8th Floor
New York, NY 10001-2727
TEL: 212 479 5400 FAX: 212 479 5444

CODE CONSULTANTS:
**Construction Consulting Associates**
100 Church Street
New York, NY 10007
TEL: 212 385 1818 FAX: 212 385 1911

CURTAINWALL CONSULTANT:
**AJLP Consulting**
40 Worth Street. Suite 826
New York, NY 10013
TEL: 212 757 5659 FAX: 646 219 8508

LANDMARK/PRESERVATION CONSULTANT:
**Jan Hird Pokorny Associates, Inc.**
39 West 37th Street, 12A
New York, NY 10018
TEL: 212 759 6462 FAX: 212 759 6540

| No. | DESCRIPTION | DATE |
|---|---|---|
| 1 | CD PROGRESS ISSUE 1 | 15 OCT 14 |
| 2 | CD PROGRESS ISSUE 2 | 19 DEC 14 |
| 3 | D.O.B. SUBMISSION | 18 FEB 15 |
| 4 | CD PROGRESS ISSUE 3 | 09 MAR 15 |
| | D.O.B. SUBMISSION | 27 APR 15 |
| 5 | CD PROGRESS ISSUE 4 | 01 JUN 15 |
| 6 | CD PROGRESS ISSUE 5 | 10 AUG 15 |
| | D.O.B. AMENDMENT 2 | 21 SEP 15 |
| 7 | CD PROGRESS ISSUE 6 | 02 NOV 15 |
| 8 | CD PROGRESS ISSUE 7 | 29 JAN 16 |
| 9 | CD ISSUE 8 - GMP SET | 31 MAR 16 |
| 10 | CD BULLETIN ISSUE - 5 | 12 AUG 16 |
| 11 | CD BULLETIN ISSUE - 7 | 14 SEP 16 |
| | D.O.B. AMENDMENT 3 | 03 OCT 16 |

0 4'-0" 8'-0" 16'-0"

**D.O.B. SUBMISSION**

Discrepancies must be reported immediately to the Architect before proceeding. Only figured dimensions are to be used. Contractors must check all dimensions on site. This drawing is protected by copyright.

ALL DIMENSIONS ARE SHOWN IN IMPERIAL.

CONSULTANT:
AAI ARCHITECTS, P.C.

PROJECT:
**217 WEST 57TH STREET**
NEW YORK, NY

DRAWING TITLE:
26TH FLOOR PLAN (RESIDENTIAL - TIER 1) (MFD-49TH FLOOR)

SEAL & SIGNATURE:
REGISTERED ARCHITECT RENE DAVID JANSSEN AS 02688 STATE OF NEW YORK

| | |
|---|---|
| DATE: | 15 OCT 14 |
| PROJECT No: | 1216-00 |
| DRAWN: Author | REV: 11 |
| Chk: Checker | |
| SCALE: As indicated | |
| DWG No: | A-139.02 |
| DOB PAGE No: | 112 of 454 |

DOB EMPLOYEE STAMP:
DOB B-SCAN:

/ISSUED AS: A-129 - CD PROGRESS ISSUE 3 - 09 MAR 15/

36" x 48" Arch E SHEET SIZE

FILE NAME:
PLOT DATE: 10/17/2016 7:16:15 PM

DEPT OF BLDGS 421263626 Job Number
E3d AMX227.A2 Scan Code

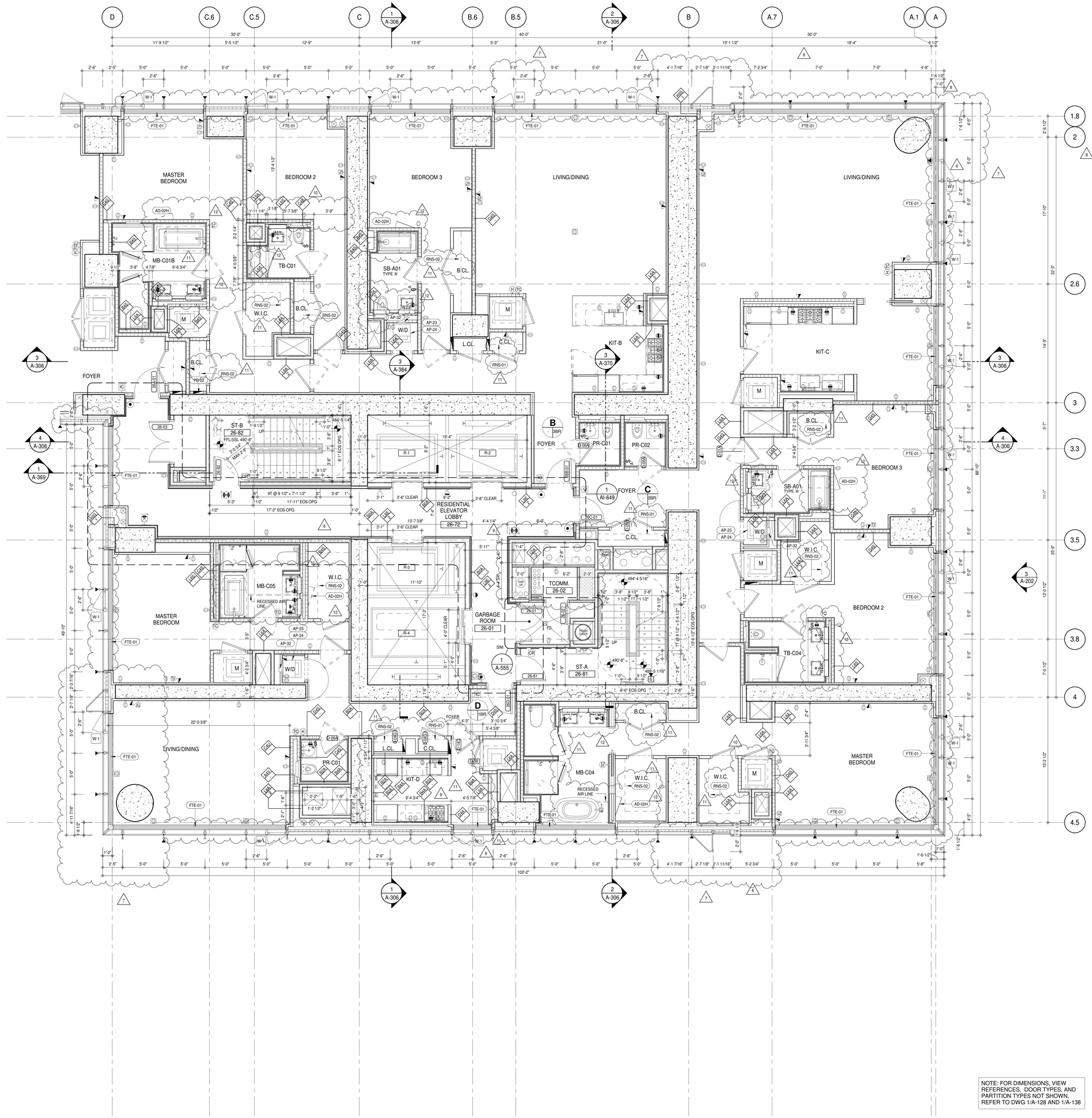


NOTE: FOR DIMENSIONS, VIEW REFERENCES, DOOR TYPES, AND PARTITION TYPES NOT SHOWN, REFER TO DWG 1/A-128 AND 1/A-138

## SHEET NOTES:

C1 DASHED LINE DENOTES EXTENT OF 6" HIGH C.I.P. CONCRETE CURB. WIDTH TO MATCH PARTITION UNLESS OTHERWISE NOTED
ALL CURBS AT DOORWAYS & PATH OF TRAVEL TO BE PAINTED WITH WARNING STRIPS

C2 DASHED LINE DENOTES EXTENT OF 6" HIGH C.I.P. CONCRETE CURB. WIDTH TO MATCH PARTITION UNLESS OTHERWISE NOTED

C3 DASHED LINE DENOTES EXTENT OF 8" HIGH CEMENT BOARD BASE CURB. REFER TO SECTION DETAIL (9) ON SHEET (A-574).

P1 CONCRETE HOUSEKEEPING PAD, HEIGHT, SIZE AND LOCATION TO BE COORDINATED WITH MECHANICAL DRAWINGS.

T1 TOP OF EXISTING STRUCT. SLAB CUT OUT FOR FLOOR RECESSED SLIDING DOOR TRACK ONCE CONSTRUCTION IS COMPLETE.

EDGE OF SLAB IS 11" FROM FACE OF GLASS UNLESS OTHERWISE STATED AND/OR AT SHEAR WALL CONDITIONS.

TEMPORARY SHEAR WALL OPENINGS REQUIRED BY THE CONTRACTOR TO COMPLETE THE PROJECT ARE TO BE IN-FILLED TO MATCH THE WALLS REQUIREMENTS INCLUDING BUT NOT LIMITED TO FIRE RATING, ACOUSTIC PROPERTY, THERMAL PROPERTY, AIR/ VAPOR PERMEABILITY.

ALL SLEEVES SHOULD EXTEND TO MATCH CURB HEIGHT IN ROOMS WITH CURBS FOR TERMINATION OF WATERPROOFING SYSTEM.

## KEYNOTE LEGEND:

| TAG # | DESCRIPTION |
|---|---|
| AD-02H | ACCESS DOOR FLUSH NON RATED 28" X 17" - GYP |
| AP-23 | COMPACT ELECTRIC DRYER |
| AP-24 | COMPACT WASHING MACHINE |
| AP-32 | RECESSED DRYER VENT BOX - UPWARD VENTING |
| FTE-01 | FIN TUBE ENCLOSURE |
| PB-02 | RESIDENTIAL TELECOM PANELBOARD |
| RNS-01 | ROD AND SHELF (REFER TO AI-880) |
| RNS-02 | ROD AND SHELF (N.I.C) |

KEY PLAN:

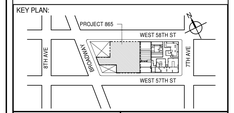


PROJECT NORTH | TRUE NORTH

DEVELOPER:
**EXTELL DEVELOPMENT COMPANY**
805 THIRD AVENUE, 7TH FLOOR
New York, NY 10022 USA
TEL: 212 712 6000 FAX: 212 712 6100

DESIGN ARCHITECT: Base Building Shell & Core
**ADRIAN SMITH + GORDON GILL ARCHITECTURE**
111 WEST MONROE STREET SUITE 2300
CHICAGO IL 60603
TEL: 312 920 1888 FAX: 312 920 1775

INTERIOR DESIGNER: Residential
**Rottet Architecture and Design Studio, PLLC**
298 Fifth Ave, 7th Floor
New York, NY 10001
TEL: 646 998 7000 FAX:

ARCHITECT OF RECORD: Base Building Shell, Core, & Residential
**AAI ARCHITECTS, P.C.**
401 Wellington St. W., 3rd Floor
Toronto, ON M5V 1E7 Canada
TEL: 416 967 1500 FAX: 416 967 7150

STRUCTURAL ENGINEERS:
**WSP CANTOR SEINUK**
228 EAST 45th Street
New York, NY 10017 USA
TEL: 212 687 9888 FAX: 646 487 5501

MEP ENGINEERS:
**AKF GROUP**
165 Broadway, 22nd Floor
New York, NY 10006 USA
TEL: 212 354 5656 FAX: 212 354 5668

GEOTECHNICAL ENGINEERS:
**Langan Engineering & Environmental Services**
21 Penn Plaza - 360 West 31st Street, 8th Floor
New York, NY 10001-2727
TEL: 212 479 5400 FAX: 212 479 5444

CODE CONSULTANTS:
**Construction Consulting Associates**
100 Church Street
New York, NY 10007
TEL: 212 385 1818 FAX: 212 385 1911

CURTAINWALL CONSULTANT:
**AJLP Consulting**
40 Worth Street. Suite 826
New York, NY 10013
TEL: 212 757 5659 FAX: 646 219 8508

LANDMARK/PRESERVATION CONSULTANT:
**Jan Hird Pokorny Associates, Inc.**
39 West 37th Street, 12A
New York, NY 10018
TEL: 212 759 6462 FAX: 212 759 6540

| No. | DESCRIPTION | DATE |
|---|---|---|
| 1 | CD PROGRESS ISSUE 1 | 15 OCT 14 |
| 2 | CD PROGRESS ISSUE 2 | 19 DEC 14 |
| 3 | D.O.B. SUBMISSION | 18 FEB 15 |
| 4 | CD PROGRESS ISSUE 3 | 09 MAR 15 |
| | D.O.B. SUBMISSION | 27 APR 15 |
| 5 | CD PROGRESS ISSUE 4 | 01 JUN 15 |
| 6 | CD PROGRESS ISSUE 5 | 10 AUG 15 |
| | D.O.B. AMENDMENT 2 | 21 SEP 15 |
| 7 | CD PROGRESS ISSUE 6 | 02 NOV 15 |
| 8 | CD PROGRESS ISSUE 7 | 29 JAN 16 |
| 9 | CD ISSUE 8 - GMP SET | 31 MAR 16 |
| 10 | CD BULLETIN ISSUE - 1 | 22 APR 16 |
| 11 | CD BULLETIN ISSUE - 5 | 12 AUG 16 |
| 12 | CD BULLETIN ISSUE - 7 | 14 SEP 16 |
| | D.O.B. AMENDMENT 3 | 03 OCT 16 |

/ISSUED AS: A-129A - CD PROGRESS ISSUE 3 - 09 MAR 15/

0 2' - 0" 4' - 0" 8' - 0"

## D.O.B. SUBMISSION

Discrepancies must be reported immediately to the Architect before proceeding. Only figured dimensions are to be used. Contractors must check all dimensions on site. This drawing is protected by copyright.

ALL DIMENSIONS ARE SHOWN IN IMPERIAL.

CONSULTANT: AAI ARCHITECTS, P.C.

PROJECT:
**217 WEST 57TH STREET**
NEW YORK, NY

DRAWING TITLE:
26TH FLOOR PLAN (RESIDENTIAL - TIER 1) (MFD-49TH FLOOR)

SEAL & SIGNATURE: REGISTERED ARCHITECT RICHARD DAVID JAMES No. 028881 STATE OF NEW YORK

| | |
|---|---|
| DATE: | 15 OCT 14 |
| PROJECT No: | 1216-00 |
| DRAWN: Author | REV: 12 |
| CHK: Checker | |
| SCALE: 1/4" = 1'-0" | |
| DWG No: | A-140.02 |
| DOB PAGE No: | 113 of 454 |

DOB EMPLOYEE STAMP: DOB B-SCAN:

36" x 48" Arch E SHEET SIZE
FILE NAME:
PLOT DATE: 10/17/2016 7:55:54 PM

DEPT OF BLDGS 121282626 Job Number
E332257795 Scan Code

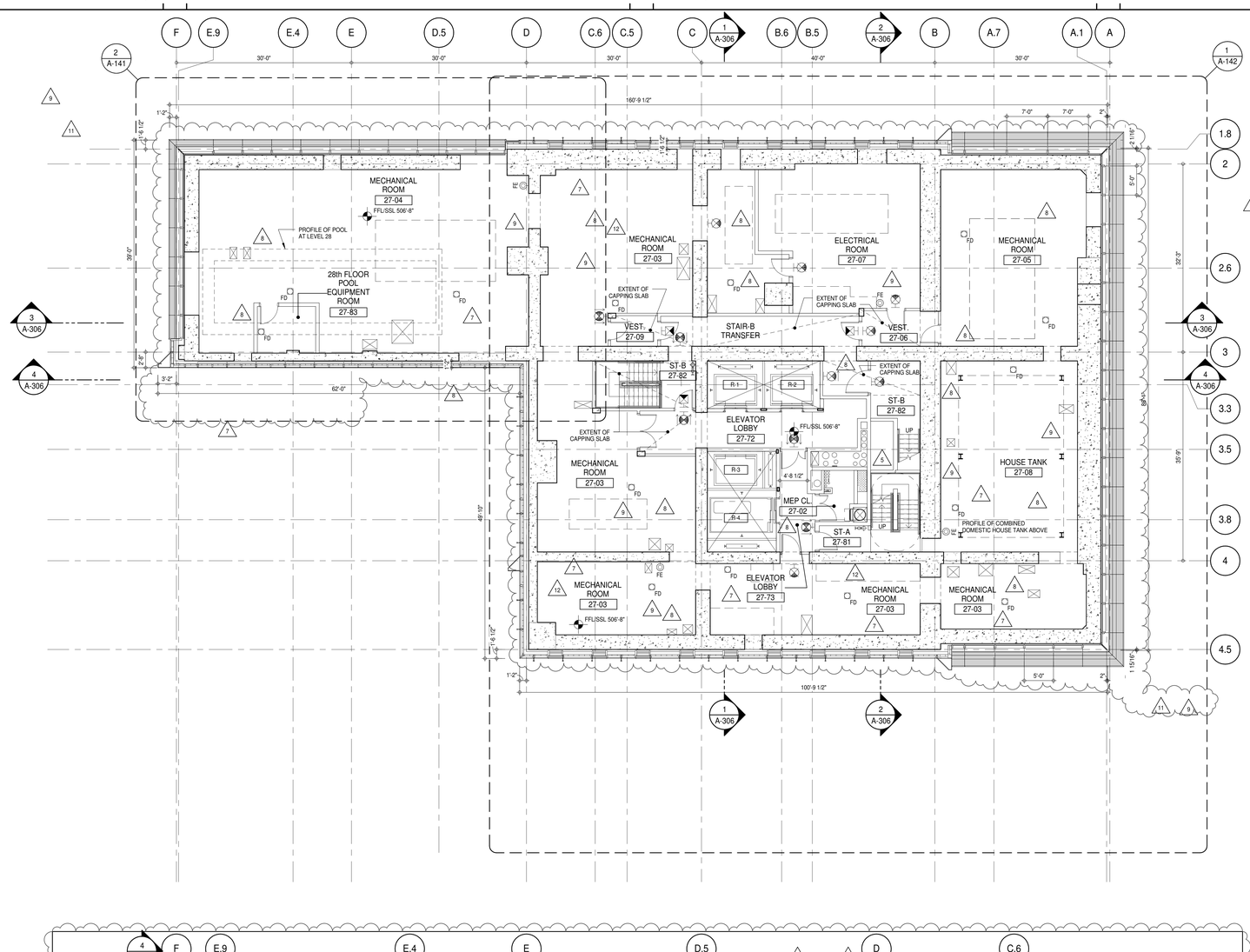


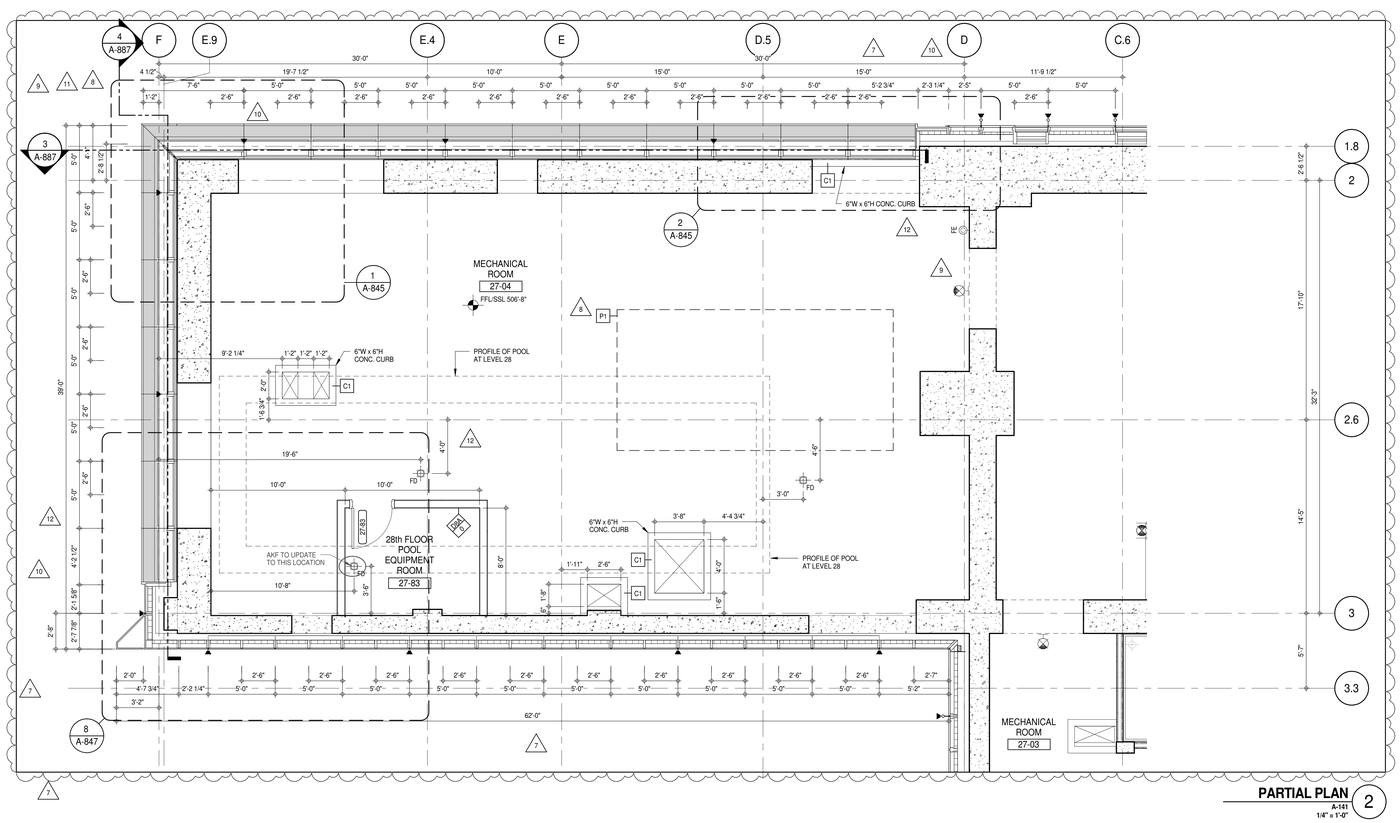


## PARTIAL PLAN 2

A-141
1/4" = 1'-0"

### SHEET NOTES:

C1 DASHED LINE DENOTES EXTENT OF 6" HIGH C.I.P. CONCRETE CURB. WIDTH TO MATCH PARTITION UNLESS OTHERWISE NOTED
ALL CURBS AT DOORWAYS & PATH OF TRAVEL TO BE PAINTED WITH WARNING STRIPS

C2 DASHED LINE DENOTES EXTENT OF 8" HIGH C.I.P. CONCRETE CURB. WIDTH TO MATCH PARTITION UNLESS OTHERWISE NOTED

C3 DASHED LINE DENOTES EXTENT OF 8" HIGH CEMENT BOARD BASE CURB. REFER TO SECTION DETAIL (9) ON SHEET (A-574).

P1 CONCRETE HOUSEKEEPING PAD, HEIGHT, SIZE AND LOCATION TO BE COORDINATED WITH MECHANICAL DRAWINGS.

T1 TOP OF EXISTING STRUCT. SLAB CUT OUT FOR FLOOR RECESSED SLIDING DOOR TRACK ONCE CONSTRUCTION IS COMPLETE.

EDGE OF SLAB IS 11" FROM FACE OF GLASS UNLESS OTHERWISE STATED AND/OR AT SHEAR WALL CONDITIONS.

TEMPORARY SHEAR WALL OPENINGS REQUIRED BY THE CONTRACTOR TO COMPLETE THE PROJECT ARE TO BE IN-FILLED TO MATCH THE WALLS REQUIREMENTS INCLUDING BUT NOT LIMITED TO FIRE RATING, ACOUSTIC PROPERTY, THERMAL PROPERTY, AIR/ VAPOR PERMEABILITY.

ALL SLEEVES SHOULD EXTEND TO MATCH CURB HEIGHT IN ROOMS WITH CURBS FOR TERMINATION OF WATERPROOFING SYSTEM.

KEY PLAN:

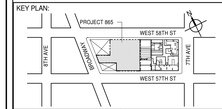


PROJECT NORTH | TRUE NORTH

DEVELOPER:
**EXTELL DEVELOPMENT COMPANY**
805 THIRD AVENUE, 7TH FLOOR
New York, NY 10022 USA
TEL: 212 712 6000 FAX: 212 712 6100

DESIGN ARCHITECT: Base Building Shell & Core
**ADRIAN SMITH + GORDON GILL ARCHITECTURE**
111 WEST MONROE STREET SUITE 2300
CHICAGO IL 60603
TEL: 312 920 1888 FAX: 312 920 1775

INTERIOR DESIGNER: Residential
**Rottet Architecture and Design Studio, PLLC**
298 Fifth Ave, 7th Floor
New York, NY 10001
TEL: 646 998 7000 FAX:

ARCHITECT OF RECORD: Base Building Shell, Core, & Residential
**AAI ARCHITECTS, P.C.**
401 Wellington St. W., 3rd Floor
Toronto, ON M5V 1E7 Canada
TEL: 416 967 1500 FAX: 416 967 7150

STRUCTURAL ENGINEERS:
**WSP CANTOR SEINUK**
228 EAST 45th Street
New York, NY 10017 USA
TEL: 212 687 9888 FAX: 646 487 5501

MEP ENGINEERS:
**AKF GROUP**
165 Broadway, 22nd Floor
New York, NY 10006 USA
TEL: 212 354 5656 FAX: 212 354 5668

GEOTECHNICAL ENGINEERS:
**Langan Engineering & Environmental Services**
21 Penn Plaza - 360 West 31st Street, 8th Floor
New York, NY 10001-2727
TEL: 212 479 5400 FAX: 212 479 5444

CODE CONSULTANTS:
**Construction Consulting Associates**
100 Church Street
New York, NY 10007
TEL: 212 385 1818 FAX: 212 385 1911

CURTAINWALL CONSULTANT:
**AJLP Consulting**
40 Worth Street. Suite 826
New York, NY 10013
TEL: 212 757 5659 FAX: 646 219 8508

LANDMARK/PRESERVATION CONSULTANT:
**Jan Hird Pokorny Associates, Inc.**
39 West 37th Street, 12A
New York, NY 10018
TEL: 212 759 6462 FAX: 212 759 6540

| No. | DESCRIPTION | DATE |
|---|---|---|
| 1 | CD PROGRESS ISSUE 1 | 15 OCT 14 |
| 2 | CD PROGRESS ISSUE 2 | 19 DEC 14 |
| 3 | D.O.B. SUBMISSION | 18 FEB 15 |
| 4 | CD PROGRESS ISSUE 3 | 09 MAR 15 |
| | D.O.B. SUBMISSION | 27 APR 15 |
| 5 | CD PROGRESS ISSUE 4 | 01 JUN 15 |
| 6 | CD PROGRESS ISSUE 5 | 10 AUG 15 |
| | D.O.B. AMENDMENT 2 | 21 SEP 15 |
| 7 | CD PROGRESS ISSUE 6 | 02 NOV 15 |
| 8 | CD PROGRESS ISSUE 7 | 29 JAN 16 |
| 9 | CD ISSUE 8 - GMP SET | 31 MAR 16 |
| 10 | CD BULLETIN ISSUE - 1 | 22 APR 16 |
| 11 | CD BULLETIN ISSUE - 3 | 25 MAY 16 |
| 12 | CD BULLETIN ISSUE - 7 | 14 SEP 16 |
| | D.O.B. AMENDMENT 3 | 03 OCT 16 |

0 4'-0" 8'-0" 16'-0"

**D.O.B. SUBMISSION**

Discrepancies must be reported immediately to the Architect before proceeding. Only figured dimensions are to be used. Contractors must check all dimensions on site. This drawing is protected by copyright.

ALL DIMENSIONS ARE SHOWN IN IMPERIAL.

CONSULTANT:
AAI ARCHITECTS, P.C.

PROJECT:
**217 WEST 57TH STREET**
NEW YORK, NY

DRAWING TITLE:
27TH FLOOR PLAN (MECHANICAL)
(MFD-50TH FLOOR)

SEAL & SIGNATURE: REGISTERED ARCHITECT MICHAEL DAVID JANSEN No. 028883 STATE OF NEW YORK

| | |
|---|---|
| DATE: | 15 OCT 14 |
| PROJECT No: | 1216-00 |
| DRAWN: Author | REV: 12 |
| CHK: Checker | |
| SCALE: As indicated | |
| DWG No: | A-141.02 |
| DOB PAGE No: | 114 of 454 |

DOB EMPLOYEE STAMP: DOB B-SCAN:

/ISSUED AS: A-130 - CD PROGRESS ISSUE 3 - 09 MAR 15/

36" x 48" Arch E SHEET SIZE

FILE NAME:
PLOT DATE: 10/17/2016 7:16:58 PM

DEPT OF BLDGS 421258305 Job Number
E524155009 Scan Code

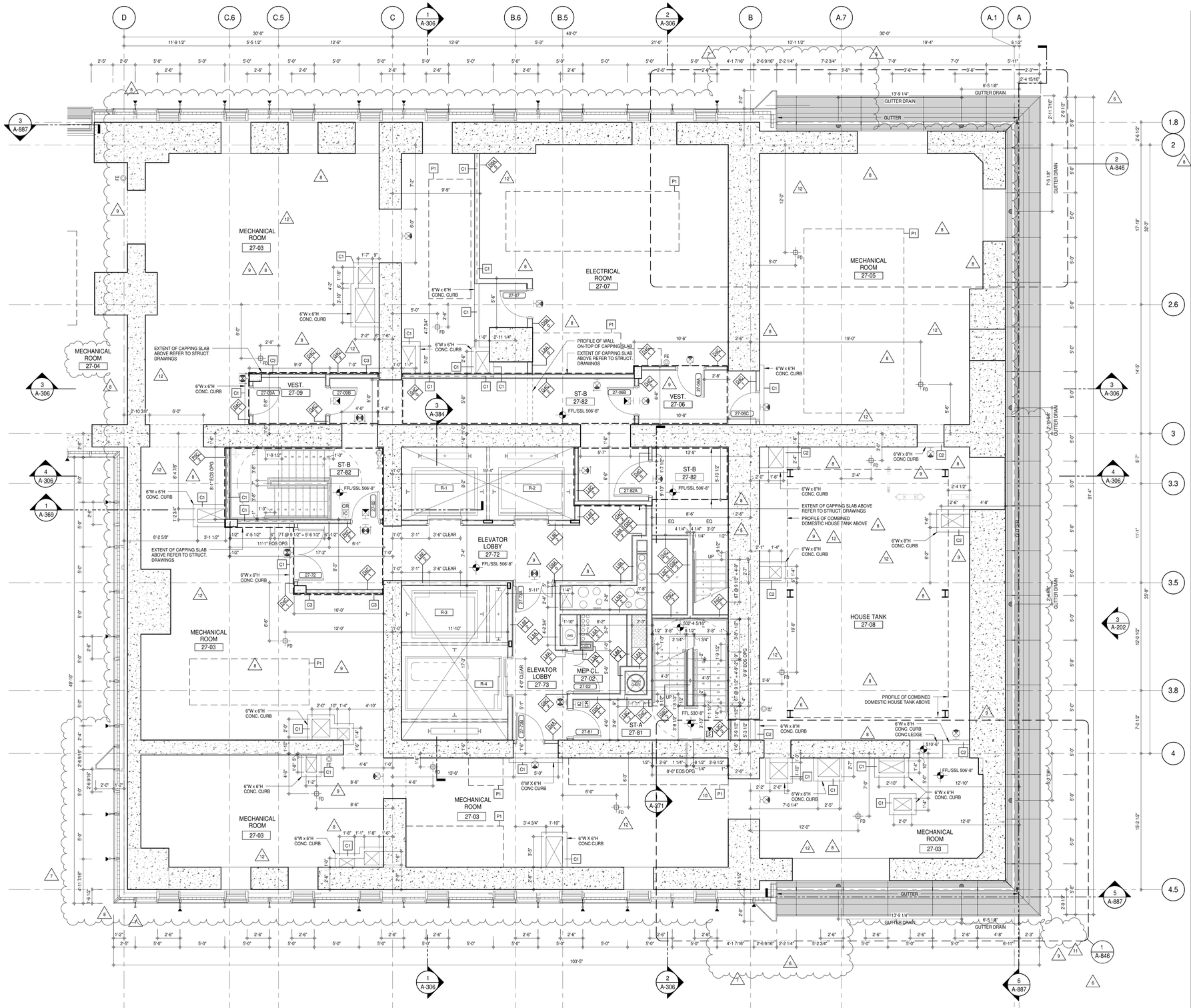


SHEET NOTES:

C1 DASHED LINE DENOTES EXTENT OF 6" HIGH C.I.P. CONCRETE CURB. WIDTH TO MATCH PARTITION UNLESS OTHERWISE NOTED
ALL CURBS AT DOORWAYS & PATH OF TRAVEL TO BE PAINTED WITH WARNING STRIPS

C2 DASHED LINE DENOTES EXTENT OF 8" HIGH C.I.P. CONCRETE CURB. WIDTH TO MATCH PARTITION UNLESS OTHERWISE NOTED

C3 DASHED LINE DENOTES EXTENT OF 8" HIGH CEMENT BOARD BASE CURB. REFER TO SECTION DETAIL (9) ON SHEET (A-574).

P1 CONCRETE HOUSEKEEPING PAD, HEIGHT, SIZE AND LOCATION TO BE COORDINATED WITH MECHANICAL DRAWINGS.

T1 TOP OF EXISTING STRUCT. SLAB CUT OUT FOR FLOOR RECESSED SLIDING DOOR TRACK ON-SITE CONSTRUCTION IS COMPLETE

EDGE OF SLAB IS 11" FROM FACE OF GLASS UNLESS OTHERWISE STATED AND/OR AT SHEAR WALL CONDITIONS.

TEMPORARY SHEAR WALL OPENINGS REQUIRED BY THE CONTRACTOR TO COMPLETE THE PROJECT ARE TO BE IN-FILLED TO MATCH THE WALLS REQUIREMENTS INCLUDING BUT NOT LIMITED TO FIRE RATING, ACOUSTIC PROPERTY, THERMAL PROPERTY, AIR/ VAPOR PERMEABILITY.

ALL SLEEVES SHOULD EXTEND TO MATCH CURB HEIGHT IN ROOMS WITH CURBS FOR TERMINATION OF WATERPROOFING SYSTEM.

KEY PLAN:

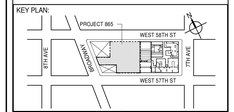


PROJECT NORTH | TRUE NORTH

DEVELOPER:
**EXTELL DEVELOPMENT COMPANY**
805 THIRD AVENUE, 7TH FLOOR
New York, NY 10022 USA
TEL: 212 712 6000 FAX: 212 712 6100

DESIGN ARCHITECT: Base Building Shell & Core
**ADRIAN SMITH + GORDON GILL ARCHITECTURE**
111 WEST MONROE STREET SUITE 2300
CHICAGO IL 60603
TEL: 312 920 1888 FAX: 312 920 1775

INTERIOR DESIGNER: Residential
**Rottet Architecture and Design Studio, PLLC**
298 Fifth Ave, 7th Floor
New York, NY 10001
TEL: 646 998 7000 FAX:

ARCHITECT OF RECORD: Base Building Shell, Core, & Residential
**AAI ARCHITECTS, P.C.**
401 Wellington St. W., 3rd Floor
Toronto, ON M5V 1E7 Canada
TEL: 416 967 1500 FAX: 416 967 7150

STRUCTURAL ENGINEERS:
**WSP CANTOR SEINUK**
228 EAST 45th Street
New York, NY 10017 USA
TEL: 212 687 9888 FAX: 646 487 5501

MEP ENGINEERS:
**AKF GROUP**
165 Broadway, 22nd Floor
New York, NY 10006 USA
TEL: 212 354 5656 FAX: 212 354 5668

GEOTECHNICAL ENGINEERS:
**Langan Engineering & Environmental Services**
21 Penn Plaza - 360 West 31st Street, 8th Floor
New York, NY 10001-2727
TEL: 212 479 5400 FAX: 212 479 5444

CODE CONSULTANTS:
**Construction Consulting Associates**
100 Church Street
New York, NY 10007
TEL: 212 385 1818 FAX: 212 385 1911

CURTAINWALL CONSULTANT:
**AJLP Consulting**
40 Worth Street. Suite 826
New York, NY 10013
TEL: 212 757 5659 FAX: 646 219 8508

LANDMARK/PRESERVATION CONSULTANT:
**Jan Hird Pokorny Associates, Inc.**
39 West 37th Street, 12A
New York, NY 10018
TEL: 212 759 6462 FAX: 212 759 6540

| No. | DESCRIPTION | DATE |
|---|---|---|
| 1 | CD PROGRESS ISSUE 1 | 15 OCT 14 |
| 2 | CD PROGRESS ISSUE 2 | 19 DEC 14 |
| 3 | D.O.B. SUBMISSION | 18 FEB 15 |
| 4 | CD PROGRESS ISSUE 3 | 09 MAR 15 |
| | D.O.B. SUBMISSION | 27 APR 15 |
| 5 | CD PROGRESS ISSUE 4 | 01 JUN 15 |
| 6 | CD PROGRESS ISSUE 5 | 10 AUG 15 |
| | D.O.B. AMENDMENT 2 | 21 SEP 15 |
| 7 | CD PROGRESS ISSUE 6 | 02 NOV 15 |
| 8 | CD PROGRESS ISSUE 7 | 29 JAN 16 |
| 9 | CD ISSUE 8 - GMP SET | 31 MAR 16 |
| 10 | CD BULLETIN ISSUE - 2 | 11 MAY 16 |
| 11 | CD BULLETIN ISSUE - 3 | 25 MAY 16 |
| 12 | CD BULLETIN ISSUE - 7 | 14 SEP 16 |
| | D.O.B. AMENDMENT 3 | 03 OCT 16 |

/ISSUED AS: A-130A - CD PROGRESS ISSUE 3 - 09 MAR 15/

0 2' - 0" 4' - 0" 8' - 0"

**D.O.B. SUBMISSION**

Discrepancies must be reported immediately to the Architect before proceeding. Only figured dimensions are to be used. Contractors must check all dimensions on site. This drawing is protected by copyright.

ALL DIMENSIONS ARE SHOWN IN IMPERIAL.

CONSULTANT: AAI ARCHITECTS, P.C.

PROJECT:
**217 WEST 57TH STREET**
NEW YORK, NY

DRAWING TITLE:
27TH FLOOR PLAN (MECHANICAL)
(MFD-50TH FLOOR)

SEAL & SIGNATURE: REGISTERED ARCHITECT RENE DAVID URBEJA 028881 STATE OF NEW YORK

| | |
|---|---|
| DATE: | 15 OCT 14 |
| PROJECT No: | 1216-00 |
| DRAWN: Author | REV: 12 |
| CHK: Checker | |
| SCALE: 1/4" = 1'-0" | |
| DWG No: | A-142.02 |
| DOB PAGE No: | 115 of 454 |

DOB EMPLOYEE STAMP: DOB B-SCAN:

36" x 48" Arch E SHEET SIZE
FILE NAME:
PLOT DATE: 10/17/2016 7:51:22 PM

DEPT OF BLDGS 121253635 Job Number
E397913393 Scan Code

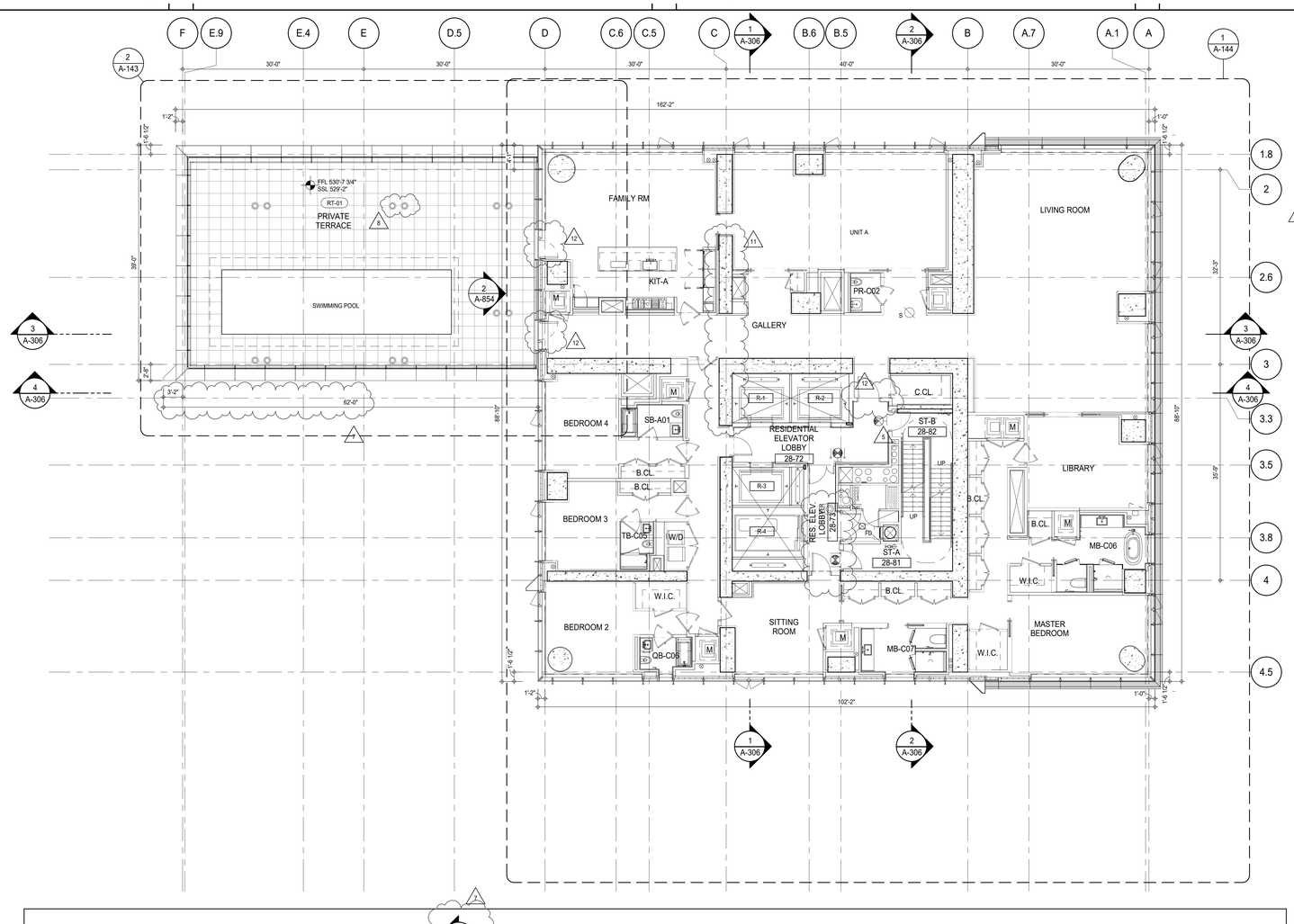


SHEET NOTES:

C1 DASHED LINE DENOTES EXTENT OF 6" HIGH C.I.P. CONCRETE CURB. WIDTH TO MATCH PARTITION UNLESS OTHERWISE NOTED
ALL CURBS AT DOORWAYS & PATH OF TRAVEL TO BE PAINTED WITH WARNING STRIPS

C2 DASHED LINE DENOTES EXTENT OF 8" HIGH C.I.P. CONCRETE CURB. WIDTH TO MATCH PARTITION UNLESS OTHERWISE NOTED

C3 DASHED LINE DENOTES EXTENT OF 8" HIGH CEMENT BOARD BASE CURB. REFER TO SECTION DETAIL (9) ON SHEET (A-574).

P1 CONCRETE HOUSEKEEPING PAD, HEIGHT, SIZE AND LOCATION TO BE COORDINATED WITH MECHANICAL DRAWINGS.

T1 TOP OF EXISTING STRUCT. SLAB CUT OUT FOR FLOOR RECESSED SLIDING DOOR TRACK ONCE CONSTRUCTION IS COMPLETE.

EDGE OF SLAB IS 11" FROM FACE OF GLASS UNLESS OTHERWISE STATED AND/OR AT SHEAR WALL CONDITIONS.

TEMPORARY SHEAR WALL OPENINGS REQUIRED BY THE CONTRACTOR TO COMPLETE THE PROJECT ARE TO BE IN-FILLED TO MATCH THE WALLS REQUIREMENTS INCLUDING BUT NOT LIMITED TO FIRE RATING, ACOUSTIC PROPERTY, THERMAL PROPERTY, AIR/ VAPOR PERMEABILITY.

ALL SLEEVES SHOULD EXTEND TO MATCH CURB HEIGHT IN ROOMS WITH CURBS FOR TERMINATION OF WATERPROOFING SYSTEM.

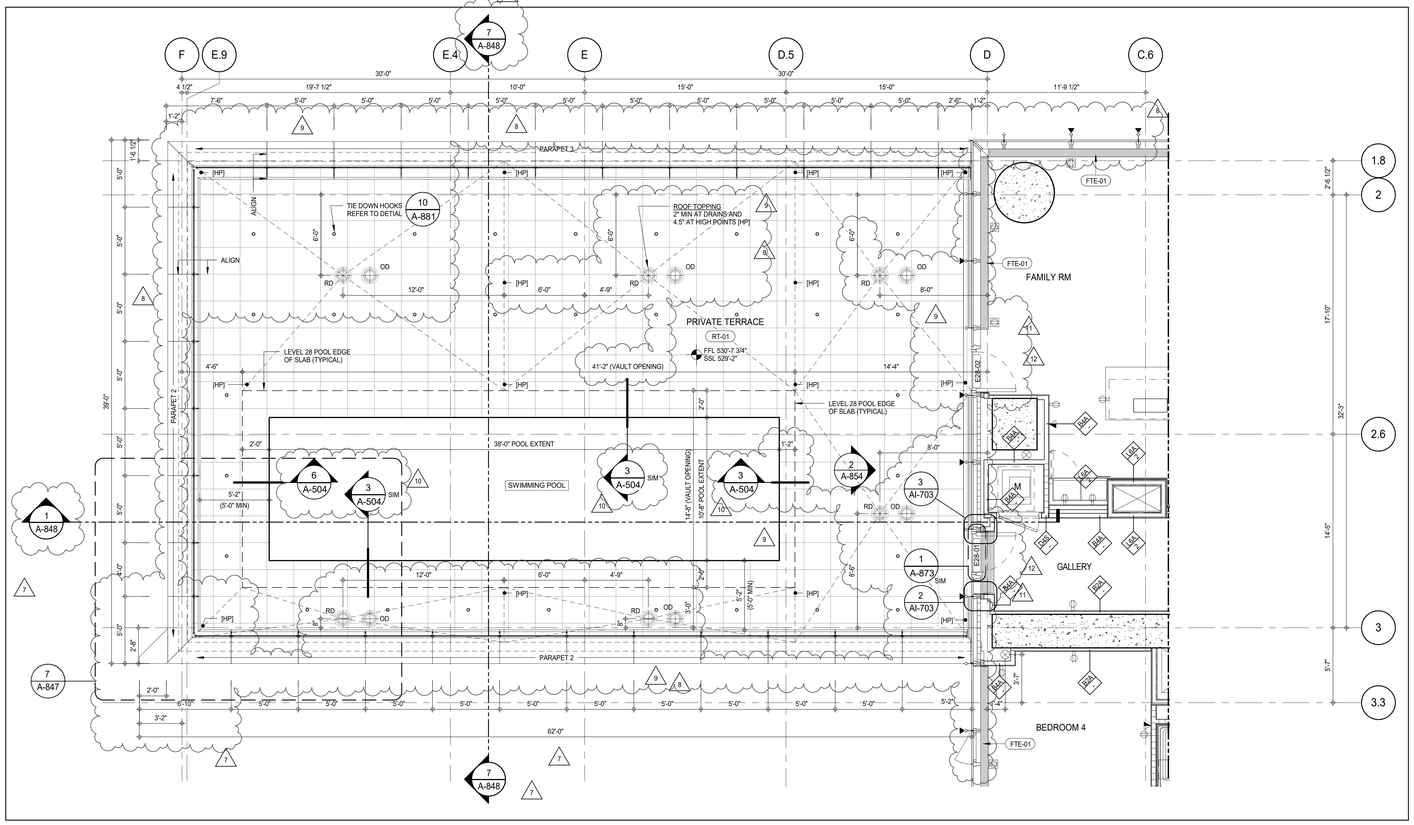


PARTIAL PLAN 2
A-143
1/4" = 1'-0"

KEY PLAN:

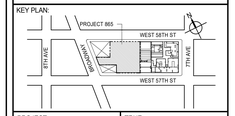


PROJECT NORTH: TRUE NORTH

DEVELOPER:
**EXTELL DEVELOPMENT COMPANY**
805 THIRD AVENUE, 7TH FLOOR
New York, NY 10022 USA
TEL: 212 712 6000 FAX: 212 712 6100

DESIGN ARCHITECT: Base Building Shell & Core
**ADRIAN SMITH + GORDON GILL ARCHITECTURE**
111 WEST MONROE STREET SUITE 2300
CHICAGO IL 60603
TEL: 312 920 1888 FAX: 312 920 1775

INTERIOR DESIGNER: Residential
**Rottet Architecture and Design Studio, PLLC**
298 Fifth Ave, 7th Floor
New York, NY 10001
TEL: 646 998 7000 FAX:

ARCHITECT OF RECORD: Base Building Shell, Core, & Residential
**AAI ARCHITECTS, P.C.**
401 Wellington St. W., 3rd Floor
Toronto, ON M5V 1E7 Canada
TEL: 416 967 1500 FAX: 416 967 7150

STRUCTURAL ENGINEERS:
**WSP CANTOR SEINUK**
228 EAST 45th Street
New York, NY 10017 USA
TEL: 212 687 9888 FAX: 646 487 5501

MEP ENGINEERS:
**AKF GROUP**
165 Broadway, 22nd Floor
New York, NY 10006 USA
TEL: 212 354 5656 FAX: 212 354 5668

GEOTECHNICAL ENGINEERS:
**Langan Engineering & Environmental Services**
21 Penn Plaza - 360 West 31st Street, 8th Floor
New York, NY 10001-2727
TEL: 212 479 5400 FAX: 212 479 5444

CODE CONSULTANTS:
**Construction Consulting Associates**
100 Church Street
New York, NY 10007
TEL: 212 385 1818 FAX: 212 385 1911

CURTAINWALL CONSULTANT:
**AJLP Consulting**
40 Worth Street. Suite 826
New York, NY 10013
TEL: 212 757 5659 FAX: 646 219 8508

LANDMARK/PRESERVATION CONSULTANT:
**Jan Hird Pokorny Associates, Inc.**
39 West 37th Street, 12A
New York, NY 10018
TEL: 212 759 6462 FAX: 212 759 6540

| No. | DESCRIPTION | DATE |
|---|---|---|
| 1 | CD PROGRESS ISSUE 1 | 15 OCT 14 |
| 2 | CD PROGRESS ISSUE 2 | 19 DEC 14 |
| 3 | D.O.B. SUBMISSION | 18 FEB 15 |
| 4 | CD PROGRESS ISSUE 3 | 09 MAR 15 |
| | D.O.B. SUBMISSION | 27 APR 15 |
| 5 | CD PROGRESS ISSUE 4 | 01 JUN 15 |
| 6 | CD PROGRESS ISSUE 5 | 10 AUG 15 |
| | D.O.B. AMENDMENT 2 | 21 SEP 15 |
| 7 | CD PROGRESS ISSUE 6 | 02 NOV 15 |
| 8 | CD PROGRESS ISSUE 7 | 29 JAN 16 |
| 9 | CD ISSUE 8 - GMP SET | 31 MAR 16 |
| 10 | CD BULLETIN ISSUE - 1 | 22 APR 16 |
| 11 | CD BULLETIN ISSUE - 3 | 25 MAY 16 |
| 12 | CD BULLETIN ISSUE - 5 | 12 AUG 16 |
| | D.O.B. AMENDMENT 3 | 03 OCT 16 |

/ISSUED AS A-131 - CD PROGRESS ISSUE 3 - 09 MAR 15/

0 4'-0" 8'-0" 16'-0"

**D.O.B. SUBMISSION**

Discrepancies must be reported immediately to the Architect before proceeding. Only figured dimensions are to be used. Contractors must check all dimensions on site. This drawing is protected by copyright.

ALL DIMENSIONS ARE SHOWN IN IMPERIAL.

CONSULTANT:
AAI ARCHITECTS, P.C.

PROJECT:
**217 WEST 57TH STREET**
NEW YORK, NY

DRAWING TITLE:
28TH FLOOR PLAN (RESIDENTIAL - TIER 2) (MFD-53RD FLOOR)

SEAL & SIGNATURE: REGISTERED ARCHITECT ADRIAN DAVID JAMES 026881 STATE OF NEW YORK

| | |
|---|---|
| DATE: | 15 OCT 14 |
| PROJECT No: | 1216-00 |
| DRAWN: Author | REV: 12 |
| CHK: Checker | |
| SCALE: As indicated | |
| DWG No: | A-143.02 |
| DOB PAGE No: | 116 of 454 |

DOB EMPLOYEE STAMP: DOB B-SCAN:

36" x 48" Arch E - SHEET SIZE
FILE NAME: C:\Revit Local Files\Models\EXTELL-865-AAI-TWR-CNF_CH.rvt
PLOT DATE: 04-Mar-16 4:55:59 PM

DEPT OF BLDGS 121282605 Job Number
E303124789 Scan Code

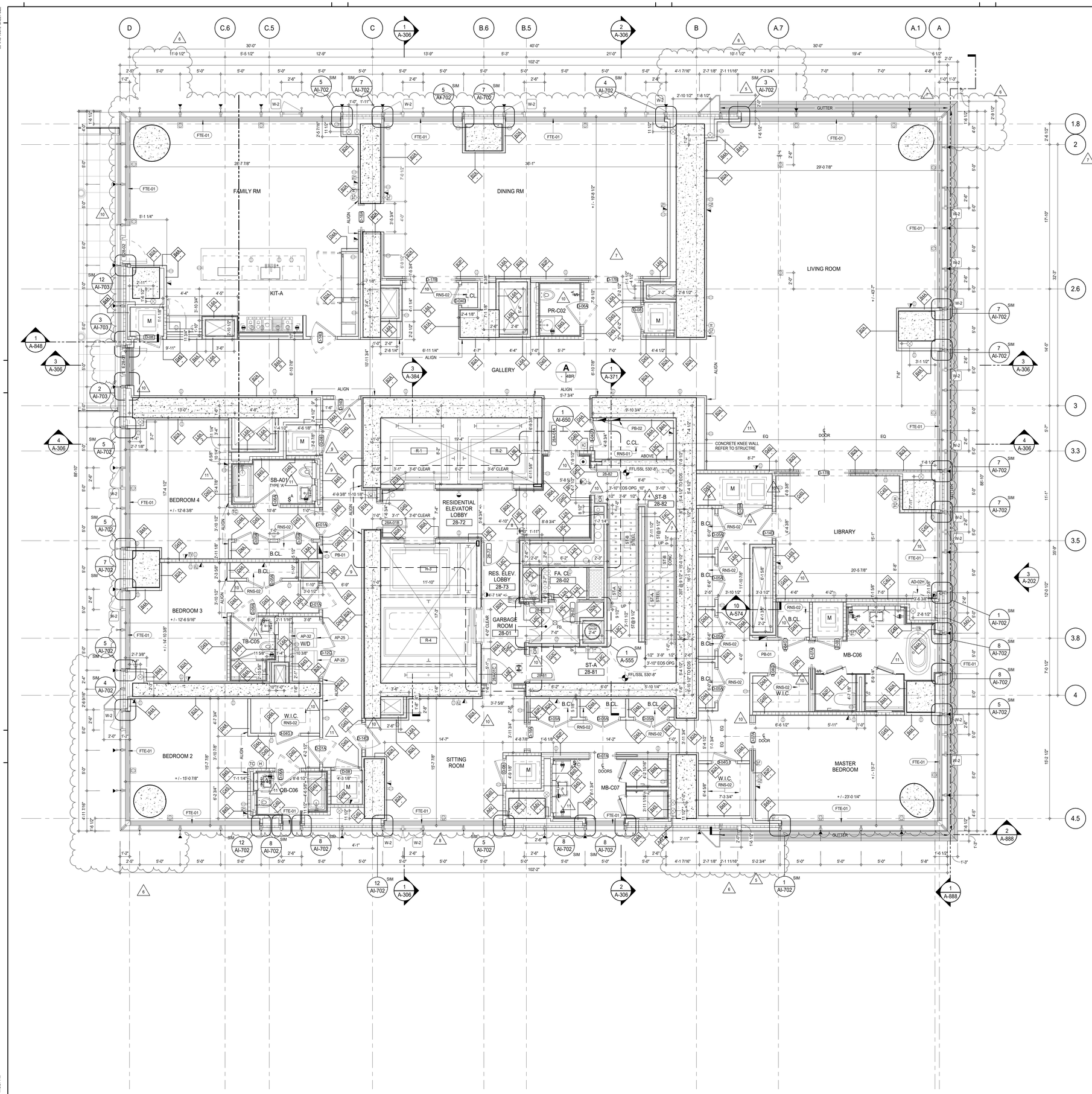


## SHEET NOTES:

C1 DASHED LINE DENOTES EXTENT OF 6" HIGH C.I.P. CONCRETE CURB. WIDTH TO MATCH PARTITION UNLESS OTHERWISE NOTED
ALL CURBS AT DOORWAYS & PATH OF TRAVEL TO BE PAINTED WITH WARNING STRIPS

C2 DASHED LINE DENOTES EXTENT OF 8" HIGH C.I.P. CONCRETE CURB. WIDTH TO MATCH PARTITION UNLESS OTHERWISE NOTED

C3 DASHED LINE DENOTES EXTENT OF 8" HIGH CEMENT BOARD BASE CURB. REFER TO SECTION DETAIL (9) ON SHEET (A-574).

P1 CONCRETE HOUSEKEEPING PAD, HEIGHT, SIZE AND LOCATION TO BE COORDINATED WITH MECHANICAL DRAWINGS.

T1 TOP OF EXISTING STRUCT. SLAB CUT OUT FOR FLOOR RECESSED SLIDING DOOR TRACK ONCE CONSTRUCTION IS COMPLETE.

EDGE OF SLAB IS 11" FROM FACE OF GLASS UNLESS OTHERWISE STATED AND/OR AT SHEAR WALL CONDITIONS.

TEMPORARY SHEAR WALL OPENINGS REQUIRED BY THE CONTRACTOR TO COMPLETE THE PROJECT ARE TO BE IN-FILLED TO MATCH THE WALLS REQUIREMENTS INCLUDING BUT NOT LIMITED TO FIRE RATING, ACOUSTIC PROPERTY, THERMAL PROPERTY, AIR/ VAPOR PERMEABILITY.

ALL SLEEVES SHOULD EXTEND TO MATCH CURB HEIGHT IN ROOMS WITH CURBS FOR TERMINATION OF WATERPROOFING SYSTEM.

## KEYNOTE LEGEND:

| TAG # | DESCRIPTION |
|---|---|
| AD-02H | ACCESS DOOR FLUSH NON RATED 28" X 17" - GYP |
| AP-25 | LARGE ELECTRIC DRYER |
| AP-26 | LARGE WASHING MACHINE |
| AP-32 | RECESSED DRYER VENT BOX - UPWARD VENTING |
| FTE-01 | FIN TUBE ENCLOSURE |
| PB-01 | RESIDENTIAL ELECTRICAL PANELBOARD |
| PB-02 | RESIDENTIAL TELECOM PANELBOARD |
| RNS-01 | ROD AND SHELF (REFER TO AI-880) |
| RNS-02 | ROD AND SHELF (N.I.C) |

KEY PLAN:

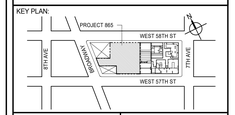


PROJECT NORTH: TRUE NORTH

DEVELOPER:
**EXTELL DEVELOPMENT COMPANY**
805 THIRD AVENUE, 7TH FLOOR
New York, NY 10022 USA
TEL: 212 712 6000 FAX: 212 712 6100

DESIGN ARCHITECT: Base Building Shell & Core
**ADRIAN SMITH + GORDON GILL ARCHITECTURE**
111 WEST MONROE STREET SUITE 2300
CHICAGO IL 60603
TEL: 312 920 1888 FAX: 312 920 1775

INTERIOR DESIGNER: Residential
**Rottet Architecture and Design Studio, PLLC**
298 Fifth Ave, 7th Floor
New York, NY 10001
TEL: 646 998 7000 FAX:

ARCHITECT OF RECORD: Base Building Shell, Core, & Residential
**AAI ARCHITECTS, P.C.**
401 Wellington St. W., 3rd Floor
Toronto, ON M5V 1E7 Canada
TEL: 416 967 1500 FAX: 416 967 7150

STRUCTURAL ENGINEERS:
**WSP CANTOR SEINUK**
228 EAST 45th Street
New York, NY 10017 USA
TEL: 212 687 9888 FAX: 646 487 5501

MEP ENGINEERS:
**AKF GROUP**
165 Broadway, 22nd Floor
New York, NY 10006 USA
TEL: 212 354 5656 FAX: 212 354 5668

GEOTECHNICAL ENGINEERS:
**Langan Engineering & Environmental Services**
21 Penn Plaza - 360 West 31st Street, 8th Floor
New York, NY 10001-2727
TEL: 212 479 5400 FAX: 212 479 5444

CODE CONSULTANTS:
**Construction Consulting Associates**
100 Church Street
New York, NY 10007
TEL: 212 385 1818 FAX: 212 385 1911

CURTAINWALL CONSULTANT:
**AJLP Consulting**
40 Worth Street. Suite 826
New York, NY 10013
TEL: 212 757 5659 FAX: 646 219 8508

LANDMARK/PRESERVATION CONSULTANT:
**Jan Hird Pokorny Associates, Inc.**
39 West 37th Street, 12A
New York, NY 10018
TEL: 212 759 6462 FAX: 212 759 6540

| No. | DESCRIPTION | DATE |
|---|---|---|
| 1 | CD PROGRESS ISSUE 2 | 19 DEC 14 |
| 2 | D.O.B. SUBMISSION | 18 FEB 15 |
| 3 | CD PROGRESS ISSUE 3 | 09 MAR 15 |
| | D.O.B. SUBMISSION | 27 APR 15 |
| 4 | CD PROGRESS ISSUE 4 | 01 JUN 15 |
| 5 | CD PROGRESS ISSUE 5 | 10 AUG 15 |
| | D.O.B. AMENDMENT 2 | 21 SEP 15 |
| 6 | CD PROGRESS ISSUE 6 | 02 NOV 15 |
| 7 | CD PROGRESS ISSUE 7 | 29 JAN 16 |
| 8 | CD ISSUE 8 - GMP SET | 31 MAR 16 |
| 9 | CD BULLETIN ISSUE - 3 | 25 MAY 16 |
| 10 | CD BULLETIN ISSUE - 5 | 12 AUG 16 |
| 11 | CD BULLETIN ISSUE - 7 | 14 SEP 16 |
| | D.O.B. AMENDMENT 3 | 03 OCT 16 |

/ISSUED AS: A-131A - CD PROGRESS ISSUE 3 - 09 MAR 15/

0 2'-0" 4'-0" 8'-0"

**D.O.B. SUBMISSION**

Discrepancies must be reported immediately to the Architect before proceeding. Only figured dimensions are to be used. Contractors must check all dimensions on site. This drawing is protected by copyright.

ALL DIMENSIONS ARE SHOWN IN IMPERIAL.

CONSULTANT:
AAI ARCHITECTS, P.C.

PROJECT:
**217 WEST 57TH STREET**
NEW YORK, NY

DRAWING TITLE:
28TH FLOOR PLAN (RESIDENTIAL - TIER 2) (MFD-53RD FLOOR)

SEAL & SIGNATURE: REGISTERED ARCHITECT DAVID JAMES AA 028881 STATE OF NEW YORK

| | |
|---|---|
| DATE: | 19 DEC 14 |
| PROJECT No: | 1216-00 |
| DRAWN: Author | REV: 11 |
| CHK: Checker | |
| SCALE: 1/4" = 1'-0" | |
| DWG No: | A-144.02 |
| DOB PAGE No: | 117 of 454 |

DOB EMPLOYEE STAMP: DOB B-SCAN:

36" x 48" Arch E SHEET SIZE
FILE NAME: G:\Revit Local Files\Archive\EXTELL-860-AAI-TWR-CNE_Check.rvt
PLOT DATE: 04-Nov-16 5:57 PM

DEPT OF BLDGS 421208305 Job Number
E302179050X13 Scan Code

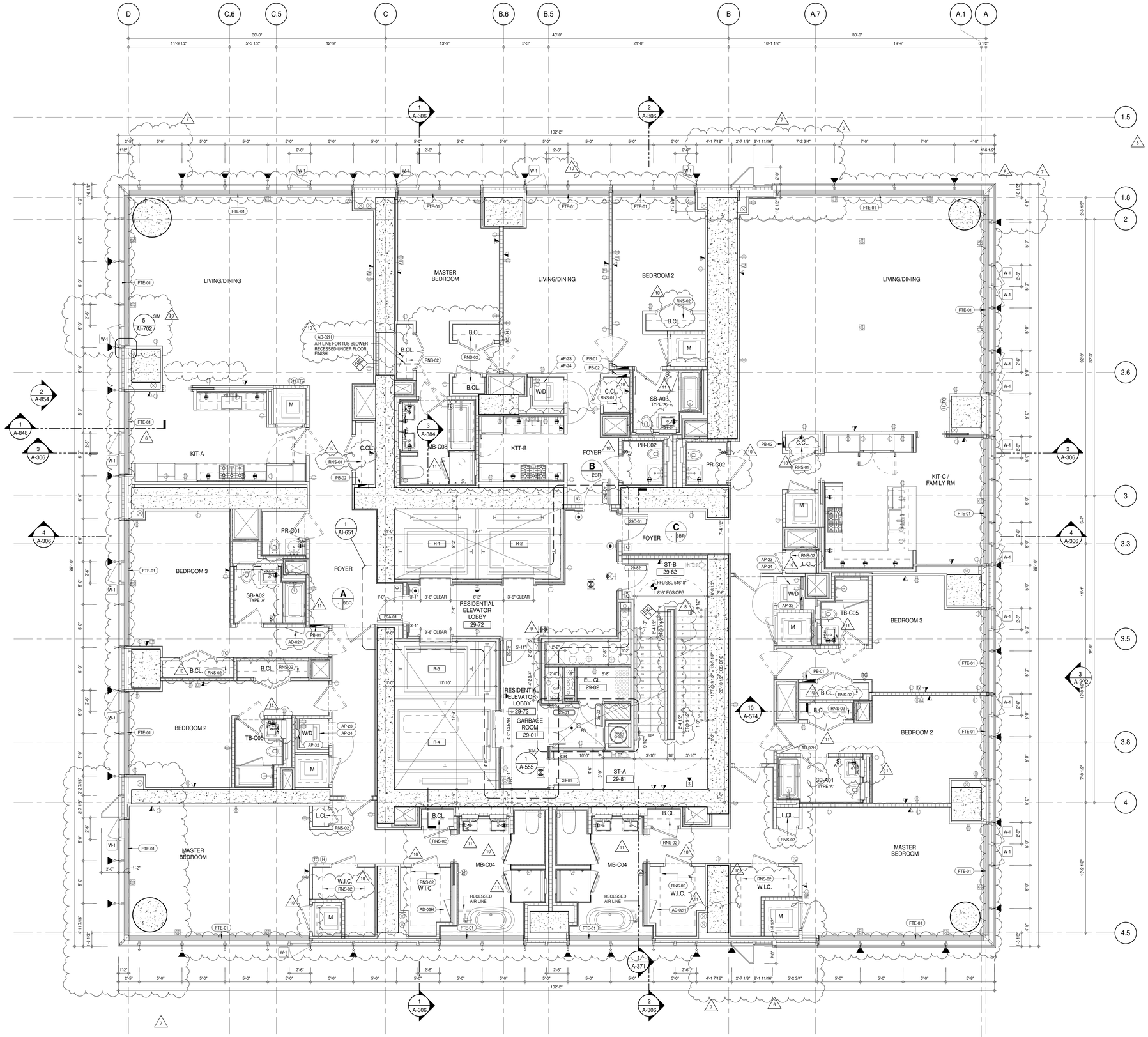


NOTE: FOR DIMENSIONS, VIEW REFERENCES, DOOR TYPES, AND PARTITION TYPES NOT SHOWN, REFER TO DWG 1/A-146

## SHEET NOTES:

C1 DASHED LINE DENOTES EXTENT OF 6" HIGH C.I.P. CONCRETE CURB. WIDTH TO MATCH PARTITION UNLESS OTHERWISE NOTED
ALL CURBS AT DOORWAYS & PATH OF TRAVEL TO BE PAINTED WITH WARNING STRIPS

C2 DASHED LINE DENOTES EXTENT OF 8" HIGH C.I.P. CONCRETE CURB. WIDTH TO MATCH PARTITION UNLESS OTHERWISE NOTED

C3 DASHED LINE DENOTES EXTENT OF 8" HIGH CEMENT BOARD BASE CURB. REFER TO SECTION DETAIL (9) ON SHEET (A-574).

P1 CONCRETE HOUSEKEEPING PAD, HEIGHT, SIZE AND LOCATION TO BE COORDINATED WITH MECHANICAL DRAWINGS.

T1 TOP OF EXISTING STRUCT. SLAB CUT OUT FOR FLOOR RECESSED SLIDING DOOR TRACK ONCE CONSTRUCTION IS COMPLETE.

EDGE OF SLAB IS 11" FROM FACE OF GLASS UNLESS OTHERWISE STATED AND/OR AT SHEAR WALL CONDITIONS.

TEMPORARY SHEAR WALL OPENINGS REQUIRED BY THE CONTRACTOR TO COMPLETE THE PROJECT ARE TO BE IN-FILLED TO MATCH THE WALLS REQUIREMENTS INCLUDING BUT NOT LIMITED TO FIRE RATING, ACOUSTIC PROPERTY, THERMAL PROPERTY, AIR/ VAPOR PERMEABILITY.

ALL SLEEVES SHOULD EXTEND TO MATCH CURB HEIGHT IN ROOMS WITH CURBS FOR TERMINATION OF WATERPROOFING SYSTEM.

## KEYNOTE LEGEND:

| TAG # | DESCRIPTION |
|---|---|
| AD-02H | ACCESS DOOR FLUSH NON RATED 28" X 17" - GYP |
| AP-23 | COMPACT ELECTRIC DRYER |
| AP-24 | COMPACT WASHING MACHINE |
| AP-32 | RECESSED DRYER VENT BOX - UPWARD VENTING |
| FTE-01 | FIN TUBE ENCLOSURE |
| PB-01 | RESIDENTIAL ELECTRICAL PANELBOARD |
| PB-02 | RESIDENTIAL TELECOM PANELBOARD |
| RNS-01 | ROD AND SHELF (REFER TO AI-880) |
| RNS-02 | ROD AND SHELF (N.I.C) |

KEY PLAN:

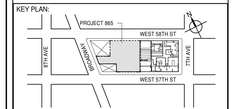


PROJECT NORTH | TRUE NORTH

DEVELOPER:
**EXTELL DEVELOPMENT COMPANY**
805 THIRD AVENUE, 7TH FLOOR
New York, NY 10022 USA
TEL: 212 712 6000 FAX: 212 712 6100

DESIGN ARCHITECT: Base Building Shell & Core
**ADRIAN SMITH + GORDON GILL ARCHITECTURE**
111 WEST MONROE STREET SUITE 2300
CHICAGO IL 60603
TEL: 312 920 1888 FAX: 312 920 1775

INTERIOR DESIGNER: Residential
**Rottet Architecture and Design Studio, PLLC**
298 Fifth Ave, 7th Floor
New York, NY 10001
TEL: 646 998 7000 FAX:

ARCHITECT OF RECORD: Base Building Shell, Core, & Residential
**AAI ARCHITECTS, P.C.**
401 Wellington St. W., 3rd Floor
Toronto, ON M5V 1E7 Canada
TEL: 416 967 1500 FAX: 416 967 7150

STRUCTURAL ENGINEERS:
**WSP CANTOR SEINUK**
228 EAST 45th Street
New York, NY 10017 USA
TEL: 212 687 9888 FAX: 646 487 5501

MEP ENGINEERS:
**AKF GROUP**
165 Broadway, 22nd Floor
New York, NY 10006 USA
TEL: 212 354 5656 FAX: 212 354 5668

GEOTECHNICAL ENGINEERS:
**Langan Engineering & Environmental Services**
21 Penn Plaza - 360 West 31st Street, 8th Floor
New York, NY 10001-2727
TEL: 212 479 5400 FAX: 212 479 5444

CODE CONSULTANTS:
**Construction Consulting Associates**
100 Church Street
New York, NY 10007
TEL: 212 385 1818 FAX: 212 385 1911

CURTAINWALL CONSULTANT:
**AJLP Consulting**
40 Worth Street. Suite 826
New York, NY 10013
TEL: 212 757 5659 FAX: 646 219 8508

LANDMARK/PRESERVATION CONSULTANT:
**Jan Hird Pokorny Associates, Inc.**
39 West 37th Street, 12A
New York, NY 10018
TEL: 212 759 6462 FAX: 212 759 6540

| No. | DESCRIPTION | DATE |
|---|---|---|
| 1 | CD PROGRESS ISSUE 1 | 15 OCT 14 |
| 2 | CD PROGRESS ISSUE 2 | 19 DEC 14 |
| 3 | D.O.B. SUBMISSION | 18 FEB 15 |
| 4 | CD PROGRESS ISSUE 3 | 09 MAR 15 |
| | D.O.B. SUBMISSION | 27 APR 15 |
| 5 | CD PROGRESS ISSUE 4 | 01 JUN 15 |
| 6 | CD PROGRESS ISSUE 5 | 10 AUG 15 |
| | D.O.B. AMENDMENT 2 | 21 SEP 15 |
| 7 | CD PROGRESS ISSUE 6 | 02 NOV 15 |
| 8 | CD PROGRESS ISSUE 7 | 29 JAN 16 |
| 9 | CD ISSUE 8 - GMP SET | 31 MAR 16 |
| 10 | CD BULLETIN ISSUE - 5 | 12 AUG 16 |
| 11 | CD BULLETIN ISSUE - 7 | 14 SEP 16 |
| | D.O.B. AMENDMENT 3 | 03 OCT 16 |

/ISSUED AS: A-132 - CD PROGRESS ISSUE 3 - 09 MAR 15/

0 2' - 0" 4' - 0" 8' - 0"

**D.O.B. SUBMISSION**

Discrepancies must be reported immediately to the Architect before proceeding. Only figured dimensions are to be used. Contractors must check all dimensions on site. This drawing is protected by copyright.

ALL DIMENSIONS ARE SHOWN IN IMPERIAL.

CONSULTANT: AAI ARCHITECTS, P.C.

PROJECT:
**217 WEST 57TH STREET**
NEW YORK, NY

DRAWING TITLE:
29TH FLOOR PLAN (RESIDENTIAL - TIER 2) (MFD-54TH FLOOR)

SEAL & SIGNATURE: REGISTERED ARCHITECT RICHARD DAVID JAMES No. 026881 STATE OF NEW YORK

| | |
|---|---|
| DATE: | 15 OCT 14 |
| PROJECT No: | 1216-00 |
| DRAWN: Author | REV: 11 |
| CHK: Checker | |
| SCALE: 1/4" = 1'-0" | |
| DWG No: | A-145.02 |
| DOB PAGE No: | 118 of 454 |

DOB EMPLOYEE STAMP: DOB B-SCAN:

36" x 48" Arch E SHEET SIZE
FILE NAME:
PLOT DATE: 10/17/2016 5:11:15 PM

DEPT OF BLDGS 121263426 Job Number
E385051009 Scan Code

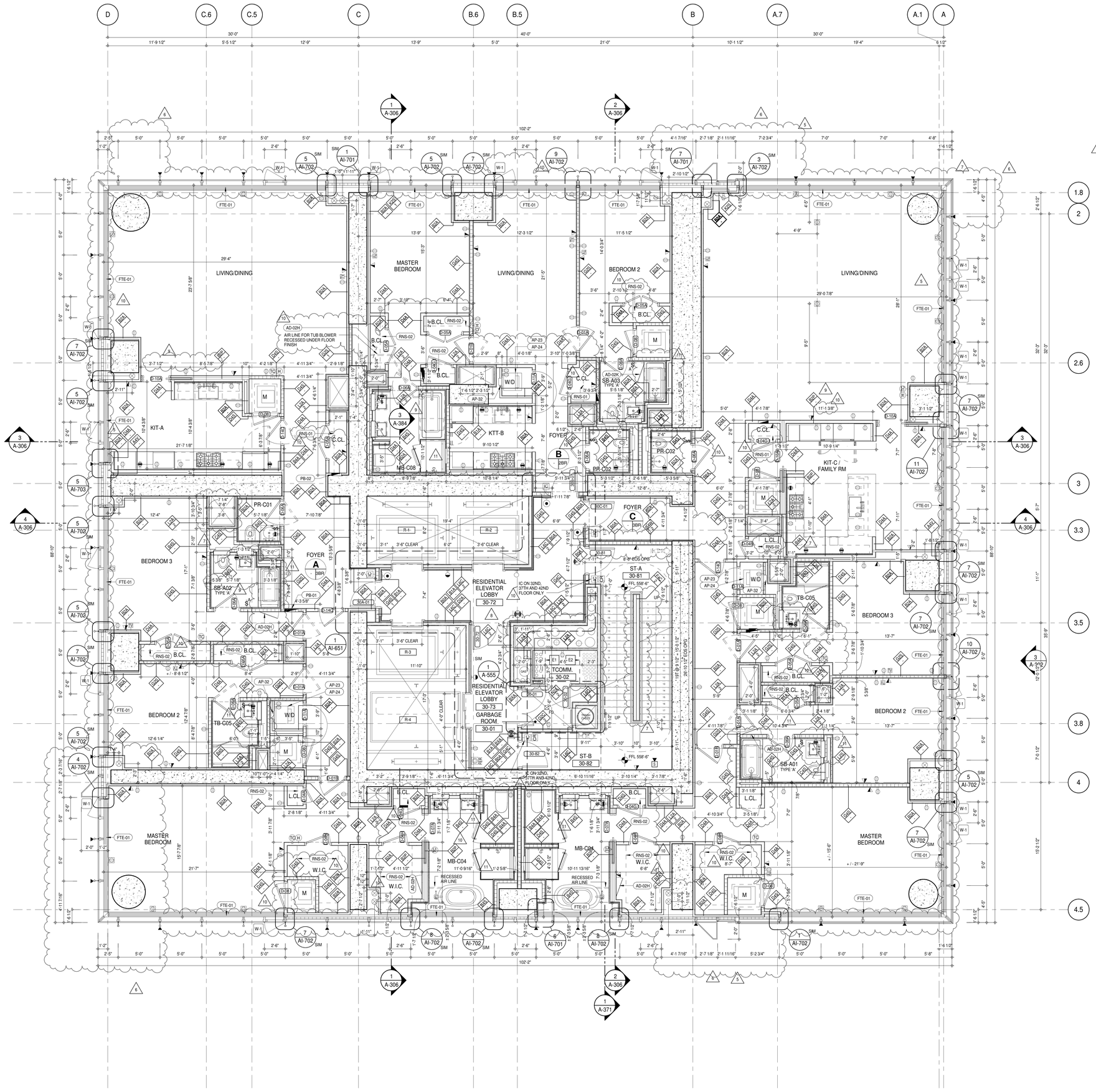


SHEET NOTES:

C1 DASHED LINE DENOTES EXTENT OF 6" HIGH C.I.P. CONCRETE CURB. WIDTH TO MATCH PARTITION UNLESS OTHERWISE NOTED

C2 DASHED LINE DENOTES EXTENT OF 6" HIGH C.I.P. CONCRETE CURB. WIDTH TO MATCH PARTITION UNLESS OTHERWISE NOTED

C3 DASHED LINE DENOTES EXTENT OF 6" HIGH CEMENT BOARD BASE CURB. REFER TO SECTION DETAIL (9) ON SHEET (A-574).

P1 CONCRETE HOUSEKEEPING PAD, HEIGHT, SIZE AND LOCATION TO BE COORDINATED WITH MECHANICAL DRAWINGS.

T1 TOP OF EXISTING STRUCT. SLAB CUT OUT FOR FLOOR RECESSED SLIDING DOOR TRACK,ONCE CONSTRUCTION IS COMPLETE.

E1 PROVIDE 2 HR RATED L2A PARTITION ON FLOORS 31, 32, 34, 35, 37, 38, 40, 41, 43, 44

E2 PROVIDE 2 HR RATED L2A PARTITION ON FLOORS 30, 31, 33, 34, 36, 37, 39, 40, 42, 43

EDGE OF SLAB IS 11" FROM FACE OF GLASS UNLESS OTHERWISE STATED AND/OR AT SHEAR WALL CONDITIONS.

TEMPORARY SHEAR WALL OPENINGS REQUIRED BY THE CONTRACTOR TO COMPLETE THE PROJECT ARE TO BE IN-FILLED TO MATCH THE WALLS REQUIREMENTS INCLUDING BUT NOT LIMITED TO FIRE RATING, ACOUSTIC PROPERTY, THERMAL PROPERTY, AIR/ VAPOR PERMEABILITY.

KEYNOTE LEGEND:

| TAG # | DESCRIPTION |
|---|---|
| AD-02H | ACCESS DOOR FLUSH NON RATED 28" X 17" - GYP |
| AD-02K | ACCESS DOOR FLUSH NON RATED 28" X 14" - STONE |
| AP-23 | COMPACT ELECTRIC DRYER |
| AP-24 | COMPACT WASHING MACHINE |
| AP-32 | RECESSED DRYER VENT BOX - UPWARD VENTING |
| FTE-01 | FIN TUBE ENCLOSURE |
| PB-01 | RESIDENTIAL ELECTRICAL PANELBOARD |
| PB-02 | RESIDENTIAL TELECOM PANELBOARD |
| RNS-01 | ROD AND SHELF (REFER TO AI-880) |
| RNS-02 | ROD AND SHELF (N.I.C) |

| LEVEL | CORE ROOM ASSIGNMENT |
|---|---|
| 44 | ELECTRICAL CLOSET |
| 43 | FIRE ALARM CLOSET |
| 42 | TELECOM ROOM |
| 41 | ELECTRICAL CLOSET |
| 40 | FIRE ALARM CLOSET |
| 39 | TELECOM ROOM |
| 38 | ELECTRICAL CLOSET |
| 37 | FIRE ALARM CLOSET |
| 36 | TELECOM ROOM |
| 35 | ELECTRICAL CLOSET |
| 34 | FIRE ALARM CLOSET |
| 33 | TELECOM ROOM |
| 32 | ELECTRICAL CLOSET |
| 31 | FIRE ALARM CLOSET |
| 30 | TELECOM ROOM |

KEY PLAN:

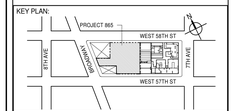


PROJECT NORTH / TRUE NORTH

DEVELOPER:
**EXTELL DEVELOPMENT COMPANY**
805 THIRD AVENUE, 7TH FLOOR
New York, NY 10022 USA
TEL: 212 712 6000 FAX: 212 712 6100

DESIGN ARCHITECT: Base Building Shell & Core
**ADRIAN SMITH + GORDON GILL ARCHITECTURE**
111 WEST MONROE STREET SUITE 2300
CHICAGO IL 60603
TEL: 312 920 1888 FAX: 312 920 1775

INTERIOR DESIGNER: Residential
**Rottet Architecture and Design Studio, PLLC**
298 Fifth Ave, 7th Floor
New York, NY 10001
TEL: 646 998 7000 FAX:

ARCHITECT OF RECORD: Base Building Shell, Core, & Residential
**AAI ARCHITECTS, P.C.**
401 Wellington St. W., 3rd Floor
Toronto, ON M5V 1E7 Canada
TEL: 416 967 1500 FAX: 416 967 7150

STRUCTURAL ENGINEERS:
**WSP CANTOR SEINUK**
228 EAST 45th Street
New York, NY 10017 USA
TEL: 212 687 9888 FAX: 646 487 5501

MEP ENGINEERS:
**AKF GROUP**
165 Broadway, 22nd Floor
New York, NY 10006 USA
TEL: 212 354 5656 FAX: 212 354 5668

GEOTECHNICAL ENGINEERS:
**Langan Engineering & Environmental Services**
21 Penn Plaza - 360 West 31st Street, 8th Floor
New York, NY 10001-2727
TEL: 212 479 5400 FAX: 212 479 5444

CODE CONSULTANTS:
**Construction Consulting Associates**
100 Church Street
New York, NY 10007
TEL: 212 385 1818 FAX: 212 385 1911

CURTAINWALL CONSULTANT:
**AJLP Consulting**
40 Worth Street. Suite 826
New York, NY 10013
TEL: 212 757 5659 FAX: 646 219 8508

LANDMARK/PRESERVATION CONSULTANT:
**Jan Hird Pokorny Associates, Inc.**
39 West 37th Street, 12A
New York, NY 10018
TEL: 212 759 6462 FAX: 212 759 6540

| No. | DESCRIPTION | DATE |
|---|---|---|
| 1 | CD PROGRESS ISSUE 2 | 19 DEC 14 |
| 2 | D.O.B. SUBMISSION | 18 FEB 15 |
| 3 | CD PROGRESS ISSUE 3 | 09 MAR 15 |
| | D.O.B. SUBMISSION | 27 APR 15 |
| 4 | CD PROGRESS ISSUE 4 | 01 JUN 15 |
| 5 | CD PROGRESS ISSUE 5 | 10 AUG 15 |
| | D.O.B. AMENDMENT 2 | 21 SEP 15 |
| 6 | CD PROGRESS ISSUE 6 | 02 NOV 15 |
| 7 | CD PROGRESS ISSUE 7 | 29 JAN 16 |
| 8 | CD ISSUE 8 - GMP SET | 31 MAR 16 |
| 9 | CD BULLETIN ISSUE - 2 | 11 MAY 16 |
| 10 | CD BULLETIN ISSUE - 5 | 12 AUG 16 |
| 11 | CD BULLETIN ISSUE - 7 | 14 SEP 16 |
| | D.O.B. AMENDMENT 3 | 03 OCT 16 |

/ISSUED AS: A-133 - CD PROGRESS ISSUE 3 - 09 MAR 15/

0 2' - 0" 4' - 0" 8' - 0"

**D.O.B. SUBMISSION**

Discrepancies must be reported immediately to the Architect before proceeding. Only figured dimensions are to be used. Contractors must check all dimensions on site. This drawing is protected by copyright.

ALL DIMENSIONS ARE SHOWN IN IMPERIAL.

CONSULTANT:
AAI ARCHITECTS, P.C.

PROJECT:
**217 WEST 57TH STREET**
NEW YORK, NY

DRAWING TITLE:
30TH-44TH FLOOR PLAN (RESIDENTIAL - TIER 2) (MFD-55TH-69TH FLOOR)

SEAL & SIGNATURE: REGISTERED ARCHITECT RICHARD DAVID JAMES No. 028881 STATE OF NEW YORK

| | |
|---|---|
| DATE: | 19 DEC 14 |
| PROJECT No: | 1216-00 |
| DRAWN: Author | REV: |
| CHK: Checker | 11 |
| SCALE: 1/4" = 1'-0" | |
| DWG No: | A-146.02 |
| DOB PAGE No: | 119 of 454 |

DOB EMPLOYEE STAMP: DOB B-SCAN:

36" x 48" Arch E SHEET SIZE
FILE NAME:
PLOT DATE - 10/17/2016 6:54:41 PM

DEPT OF BLDGS 121253535 Job Number
E399995548B5 Scan Code

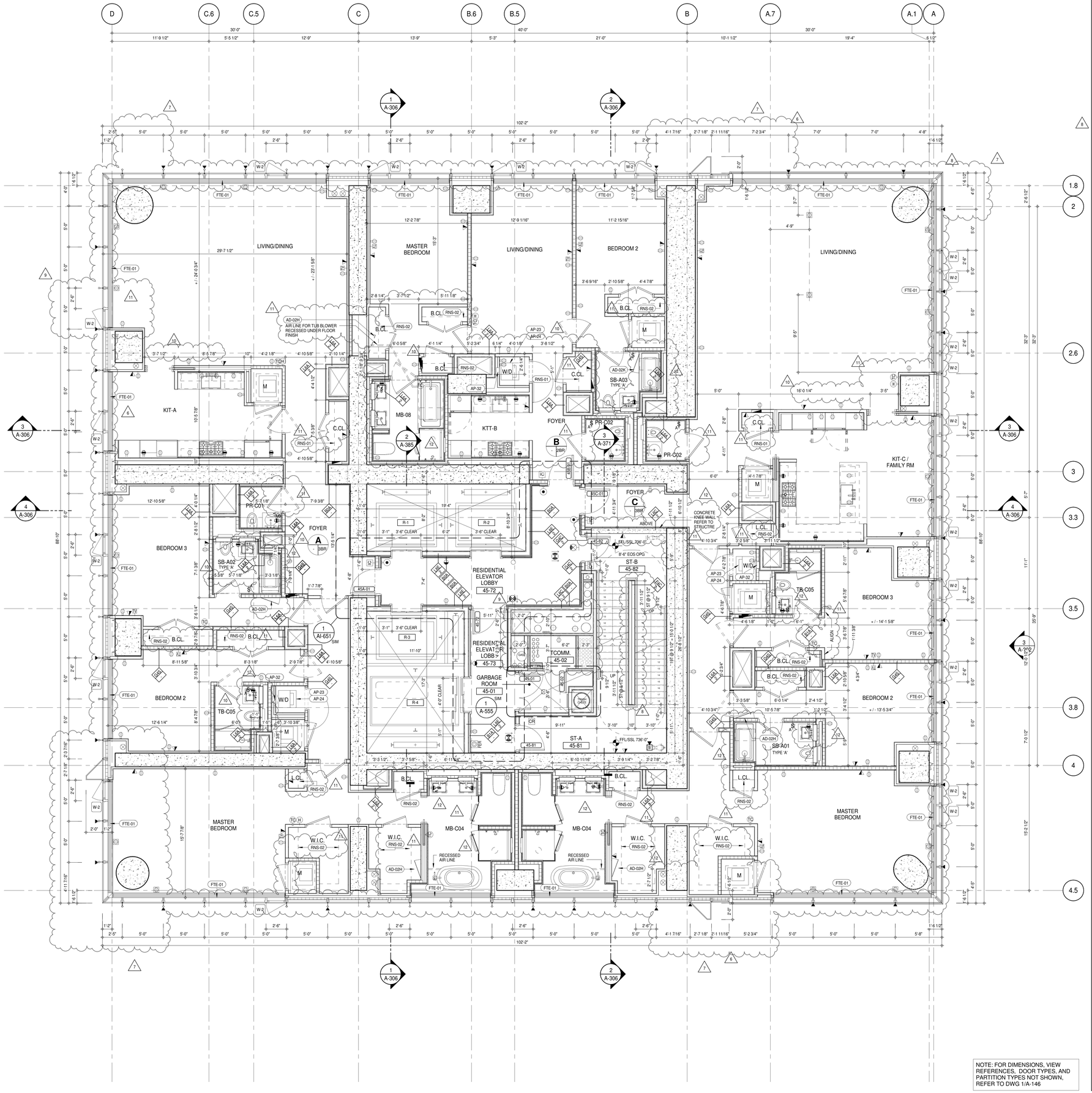


NOTE: FOR DIMENSIONS, VIEW REFERENCES, DOOR TYPES, AND PARTITION TYPES NOT SHOWN, REFER TO DWG 1/A-146

## SHEET NOTES:

C1 DASHED LINE DENOTES EXTENT OF 6" HIGH C.I.P. CONCRETE CURB. WIDTH TO MATCH PARTITION UNLESS OTHERWISE NOTED
ALL CURBS AT DOORWAYS & PATH OF TRAVEL TO BE PAINTED WITH WARNING STRIPS

C2 DASHED LINE DENOTES EXTENT OF 6" HIGH C.I.P. CONCRETE CURB. WIDTH TO MATCH PARTITION UNLESS OTHERWISE NOTED

C3 DASHED LINE DENOTES EXTENT OF 8" HIGH CEMENT BOARD BASE CURB. REFER TO SECTION DETAIL (9) ON SHEET (A-574).

P1 CONCRETE HOUSEKEEPING PAD, HEIGHT, SIZE AND LOCATION TO BE COORDINATED WITH MECHANICAL DRAWINGS.

T1 TOP OF EXISTING STRUCT. SLAB CUT OUT FOR FLOOR RECESSED SLIDING DOOR TRACK ONCE CONSTRUCTION IS COMPLETE.

EDGE OF SLAB IS 11" FROM FACE OF GLASS UNLESS OTHERWISE STATED AND/OR AT SHEAR WALL CONDITIONS.

TEMPORARY SHEAR WALL OPENINGS REQUIRED BY THE CONTRACTOR TO COMPLETE THE PROJECT ARE TO BE IN-FILLED TO MATCH THE WALLS REQUIREMENTS INCLUDING BUT NOT LIMITED TO FIRE RATING, ACOUSTIC PROPERTY, THERMAL PROPERTY, AIR/ VAPOR PERMEABILITY.

ALL SLEEVES SHOULD EXTEND TO MATCH CURB HEIGHT IN ROOMS WITH CURBS FOR TERMINATION OF WATERPROOFING SYSTEM.

## KEYNOTE LEGEND:

| TAG # | DESCRIPTION |
|---|---|
| AD-02H | ACCESS DOOR FLUSH NON RATED 28" X 17" - GYP |
| AD-02K | ACCESS DOOR FLUSH NON RATED 28" X 14" - STONE |
| AP-23 | COMPACT ELECTRIC DRYER |
| AP-24 | COMPACT WASHING MACHINE |
| AP-32 | RECESSED DRYER VENT BOX - UPWARD VENTING |
| FTE-01 | FIN TUBE ENCLOSURE |
| RNS-01 | ROD AND SHELF (REFER TO AI-880) |
| RNS-02 | ROD AND SHELF (N.I.C) |

KEY PLAN:

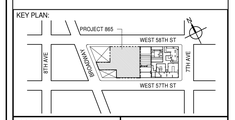


PROJECT NORTH | TRUE NORTH

DEVELOPER:
**EXTELL DEVELOPMENT COMPANY**
805 THIRD AVENUE, 7TH FLOOR
New York, NY 10022 USA
TEL: 212 712 6000 FAX: 212 712 6100

DESIGN ARCHITECT: Base Building Shell & Core
**ADRIAN SMITH + GORDON GILL ARCHITECTURE**
111 WEST MONROE STREET SUITE 2300
CHICAGO IL 60603
TEL: 312 920 1888 FAX: 312 920 1775

INTERIOR DESIGNER: Residential
**Rottet Architecture and Design Studio, PLLC**
298 Fifth Ave, 7th Floor
New York, NY 10001
TEL: 646 998 7000 FAX:

ARCHITECT OF RECORD: Base Building Shell, Core, & Residential
**AAI ARCHITECTS, P.C.**
401 Wellington St. W., 3rd Floor
Toronto, ON M5V 1E7 Canada
TEL: 416 967 1500 FAX: 416 967 7150

STRUCTURAL ENGINEERS:
**WSP CANTOR SEINUK**
228 EAST 45th Street
New York, NY 10017 USA
TEL: 212 687 9888 FAX: 646 487 5501

MEP ENGINEERS:
**AKF GROUP**
165 Broadway, 22nd Floor
New York, NY 10006 USA
TEL: 212 354 5656 FAX: 212 354 5668

GEOTECHNICAL ENGINEERS:
**Langan Engineering & Environmental Services**
21 Penn Plaza - 360 West 31st Street, 8th Floor
New York, NY 10001-2727
TEL: 212 479 5400 FAX: 212 479 5444

CODE CONSULTANTS:
**Construction Consulting Associates**
100 Church Street
New York, NY 10007
TEL: 212 385 1818 FAX: 212 385 1911

CURTAINWALL CONSULTANT:
**AJLP Consulting**
40 Worth Street. Suite 826
New York, NY 10013
TEL: 212 757 5659 FAX: 646 219 8508

LANDMARK/PRESERVATION CONSULTANT:
**Jan Hird Pokorny Associates, Inc.**
39 West 37th Street, 12A
New York, NY 10018
TEL: 212 759 6462 FAX: 212 759 6540

| No. | DESCRIPTION | DATE |
|---|---|---|
| 1 | CD PROGRESS ISSUE 1 | 15 OCT 14 |
| 2 | CD PROGRESS ISSUE 2 | 19 DEC 14 |
| 3 | D.O.B. SUBMISSION | 18 FEB 15 |
| 4 | CD PROGRESS ISSUE 3 | 09 MAR 15 |
| | D.O.B. SUBMISSION | 27 APR 15 |
| 5 | CD PROGRESS ISSUE 4 | 01 JUN 15 |
| 6 | CD PROGRESS ISSUE 5 | 10 AUG 15 |
| | D.O.B. AMENDMENT 2 | 21 SEP 15 |
| 7 | CD PROGRESS ISSUE 6 | 02 NOV 15 |
| 8 | CD PROGRESS ISSUE 7 | 29 JAN 16 |
| 9 | CD ISSUE 8 - GMP SET | 31 MAR 16 |
| 10 | CD BULLETIN ISSUE - 2 | 11 MAY 16 |
| 11 | CD BULLETIN ISSUE - 5 | 12 AUG 16 |
| 12 | CD BULLETIN ISSUE - 7 | 14 SEP 16 |
| | D.O.B. AMENDMENT 3 | 03 OCT 16 |

0 2' - 0" 4' - 0" 8' - 0"

**D.O.B. SUBMISSION**

Discrepancies must be reported immediately to the Architect before proceeding. Only figured dimensions are to be used. Contractors must check all dimensions on site. This drawing is protected by copyright.

ALL DIMENSIONS ARE SHOWN IN IMPERIAL.

CONSULTANT: AAI ARCHITECTS, P.C.

PROJECT:
**217 WEST 57TH STREET**
NEW YORK, NY

DRAWING TITLE:
45TH FLOOR PLAN (RESIDENTIAL - TIER 2) (MFD-70TH FLOOR)

SEAL & SIGNATURE: REGISTERED ARCHITECT RICHARD DAVID JAMES No. 028881 STATE OF NEW YORK

| | |
|---|---|
| DATE: | 15 OCT 14 |
| PROJECT No: | 1216-00 |
| DRAWN: Author | REV: |
| CHK: Checker | 12 |
| SCALE: 1/4" = 1'-0" | |
| DWG No: | A-147.02 |
| DOB PAGE No: | 125 of 454 |

DOB EMPLOYEE STAMP: DOB B-SCAN:

/ISSUED AS: A-145 - CD PROGRESS ISSUE 3 - 09 MAR 15/

36" x 48" Arch E SHEET SIZE

FILE NAME:
PLOT DATE: 10/17/2016 6:52:06 PM

DEPT OF BLDGS 121282605 Job Number
E/S/D/B1/72281 Scan Code

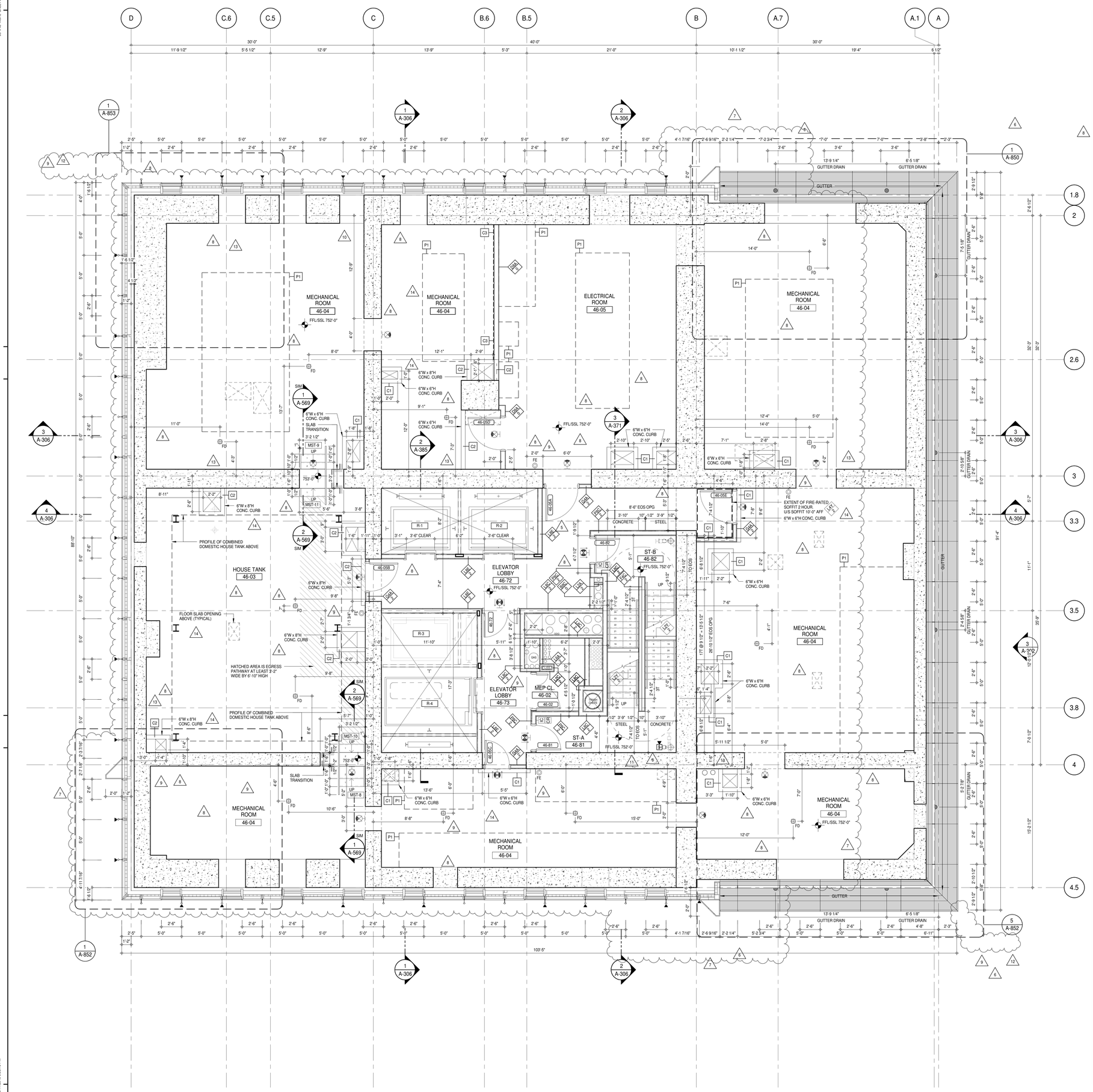


SHEET NOTES:

C1 DASHED LINE DENOTES EXTENT OF 6" HIGH C.I.P. CONCRETE CURB. WIDTH TO MATCH PARTITION UNLESS OTHERWISE NOTED
ALL CURBS AT DOORWAYS & PATH OF TRAVEL TO BE PAINTED WITH WARNING STRIPS

C2 DASHED LINE DENOTES EXTENT OF 8" HIGH C.I.P. CONCRETE CURB. WIDTH TO MATCH PARTITION UNLESS OTHERWISE NOTED

C3 DASHED LINE DENOTES EXTENT OF 8" HIGH CEMENT BOARD BASE CURB. REFER TO SECTION DETAIL (9) ON SHEET (A-574).

P1 CONCRETE HOUSEKEEPING PAD, HEIGHT, SIZE AND LOCATION TO BE COORDINATED WITH MECHANICAL DRAWINGS.

T1 TOP OF EXISTING STRUCT. SLAB CUT OUT FOR FLOOR RECESSED SLIDING DOOR TRACK ONCE CONSTRUCTION IS COMPLETE.

EDGE OF SLAB IS 11" FROM FACE OF GLASS UNLESS OTHERWISE STATED AND/OR AT SHEAR WALL CONDITIONS.

TEMPORARY SHEAR WALL OPENINGS REQUIRED BY THE CONTRACTOR TO COMPLETE THE PROJECT ARE TO BE IN-FILLED TO MATCH THE WALLS REQUIREMENTS INCLUDING BUT NOT LIMITED TO FIRE RATING, ACOUSTIC PROPERTY, THERMAL PROPERTY, AIR/ VAPOR PERMEABILITY.

ALL SLEEVES SHOULD EXTEND TO MATCH CURB HEIGHT IN ROOMS WITH CURBS FOR TERMINATION OF WATERPROOFING SYSTEM.

KEY PLAN:

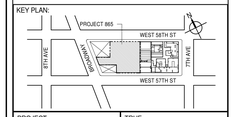


PROJECT NORTH: TRUE NORTH

DEVELOPER:
**EXTELL DEVELOPMENT COMPANY**
805 THIRD AVENUE, 7TH FLOOR
New York, NY 10022 USA
TEL: 212 712 6000 FAX: 212 712 6100

DESIGN ARCHITECT: Base Building Shell & Core
**ADRIAN SMITH + GORDON GILL ARCHITECTURE**
111 WEST MONROE STREET SUITE 2300
CHICAGO IL 60603
TEL: 312 920 1888 FAX: 312 920 1775

INTERIOR DESIGNER: Residential
**Rottet Architecture and Design Studio, PLLC**
298 Fifth Ave, 7th Floor
New York, NY 10001
TEL: 646 998 7000 FAX:

ARCHITECT OF RECORD: Base Building Shell, Core, & Residential
**AAI ARCHITECTS, P.C.**
401 Wellington St. W., 3rd Floor
Toronto, ON M5V 1E7 Canada
TEL: 416 967 1500 FAX: 416 967 7150

STRUCTURAL ENGINEERS:
**WSP CANTOR SEINUK**
228 EAST 45th Street
New York, NY 10017 USA
TEL: 212 687 9888 FAX: 646 487 5501

MEP ENGINEERS:
**AKF GROUP**
165 Broadway, 22nd Floor
New York, NY 10006 USA
TEL: 212 354 5656 FAX: 212 354 5668

GEOTECHNICAL ENGINEERS:
**Langan Engineering & Environmental Services**
21 Penn Plaza - 360 West 31st Street, 8th Floor
New York, NY 10001-2727
TEL: 212 479 5400 FAX: 212 479 5444

CODE CONSULTANTS:
**Construction Consulting Associates**
100 Church Street
New York, NY 10007
TEL: 212 385 1818 FAX: 212 385 1911

CURTAINWALL CONSULTANT:
**AJLP Consulting**
40 Worth Street. Suite 826
New York, NY 10013
TEL: 212 757 5659 FAX: 646 219 8508

LANDMARK/PRESERVATION CONSULTANT:
**Jan Hird Pokorny Associates, Inc.**
39 West 37th Street, 12A
New York, NY 10018
TEL: 212 759 6462 FAX: 212 759 6540

| No. | DESCRIPTION | DATE |
|---|---|---|
| 1 | CD PROGRESS ISSUE 1 | 15 OCT 14 |
| 2 | CD PROGRESS ISSUE 2 | 19 DEC 14 |
| 3 | D.O.B. SUBMISSION | 18 FEB 15 |
| 4 | CD PROGRESS ISSUE 3 | 09 MAR 15 |
| | D.O.B. SUBMISSION | 27 APR 15 |
| 5 | CD PROGRESS ISSUE 4 | 01 JUN 15 |
| 6 | CD PROGRESS ISSUE 5 | 10 AUG 15 |
| | D.O.B. AMENDMENT 2 | 21 SEP 15 |
| 7 | CD PROGRESS ISSUE 6 | 02 NOV 15 |
| 8 | CD PROGRESS ISSUE 7 | 29 JAN 16 |
| 9 | CD ISSUE 8 - GMP SET | 31 MAR 16 |
| 10 | CD BULLETIN ISSUE - 1 | 22 APR 16 |
| 11 | CD BULLETIN ISSUE - 2 | 11 MAY 16 |
| 12 | CD BULLETIN ISSUE - 3 | 25 MAY 16 |
| 13 | CD BULLETIN ISSUE - 4 | 15 JUL 16 |
| 14 | CD BULLETIN ISSUE - 7 | 14 SEP 16 |
| | D.O.B. AMENDMENT 3 | 03 OCT 16 |

/ISSUED AS: A-146 - CD PROGRESS ISSUE 3 - 09 MAR 15/

0 2'-0" 4'-0" 8'-0"

**D.O.B. SUBMISSION**

Discrepancies must be reported immediately to the Architect before proceeding. Only figured dimensions are to be used. Contractors must check all dimensions on site. This drawing is protected by copyright.

ALL DIMENSIONS ARE SHOWN IN IMPERIAL.

CONSULTANT: AAI ARCHITECTS, P.C.

PROJECT:
**217 WEST 57TH STREET**
NEW YORK, NY

DRAWING TITLE:
46TH FLOOR PLAN (MECHANICAL)
(MFD-71ST FLOOR)

SEAL & SIGNATURE: REGISTERED ARCHITECT ANDRE DAVID JANSSEN No. 028883 STATE OF NEW YORK

| | |
|---|---|
| DATE: | 15 OCT 14 |
| PROJECT No: | 1216-00 |
| DRAWN: Author | REV: |
| Chk: Checker | 14 |
| SCALE: 1/4" = 1'-0" | |
| DWG No: | A-148.02 |
| DOB PAGE No: | 121 of 454 |

DOB EMPLOYEE STAMP: DOB B-SCAN:

36" x 48" Arch E SHEET SIZE

FILE NAME:
PLOT DATE: 10/17/2016 6:55:13 PM

DEPT OF BLDGS 121253626 Job Number
E300535840X Scan Code

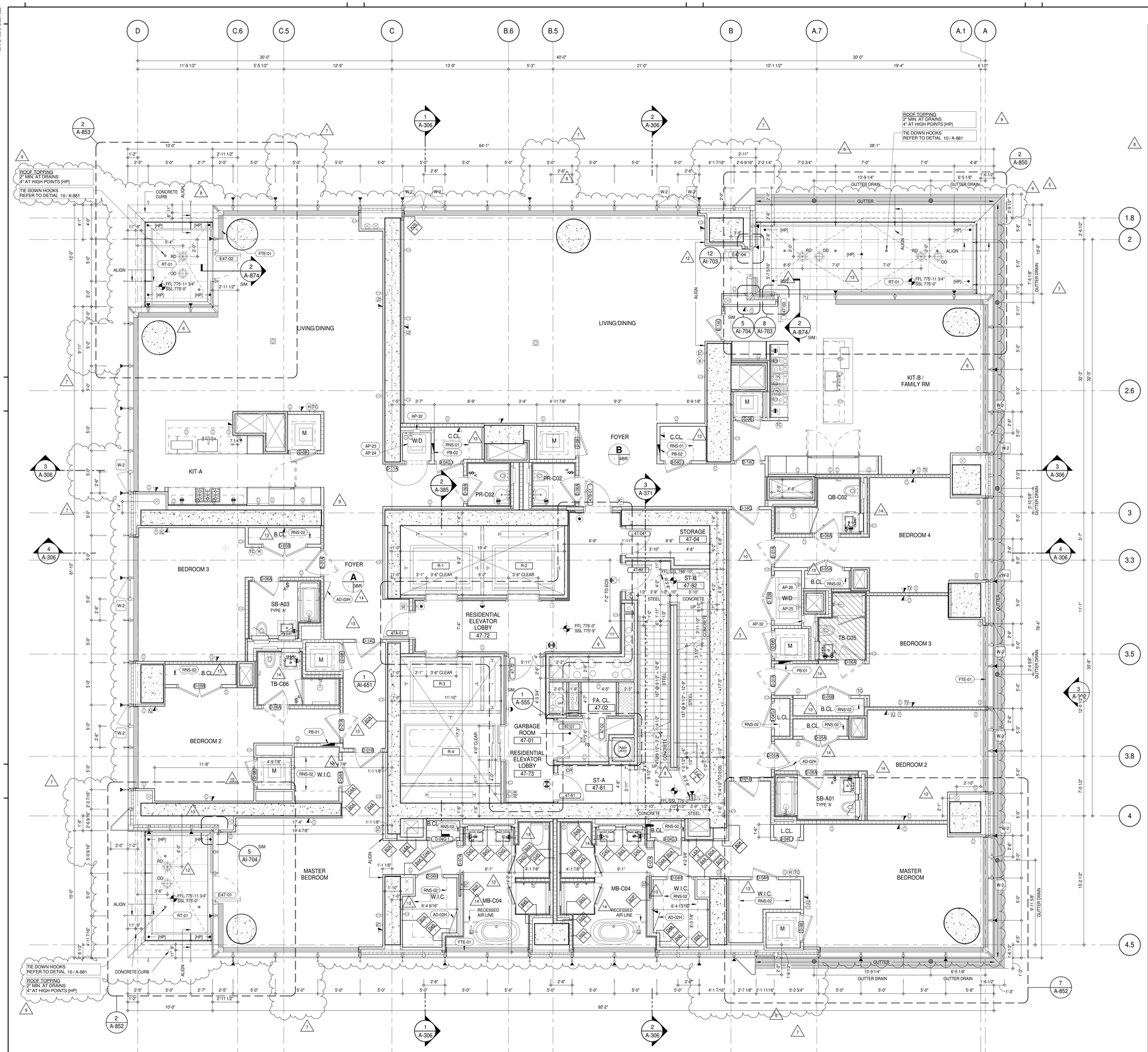


NOTE: FOR DIMENSIONS, VIEW REFERENCES, DOOR TYPES, AND PARTITION TYPES NOT SHOWN, REFER TO DWG 1/A-150

## SHEET NOTES:

C1 DASHED LINE DENOTES EXTENT OF 6" HIGH C.I.P. CONCRETE CURB. WIDTH TO MATCH PARTITION UNLESS OTHERWISE NOTED
ALL CURBS AT DOORWAYS & PATH OF TRAVEL TO BE PAINTED WITH WARNING STRIPS

C2 DASHED LINE DENOTES EXTENT OF 8" HIGH C.I.P. CONCRETE CURB. WIDTH TO MATCH PARTITION UNLESS OTHERWISE NOTED

C3 DASHED LINE DENOTES EXTENT OF 8" HIGH CEMENT BOARD BASE CURB. REFER TO SECTION DETAIL (9) ON SHEET (A-574).

P1 CONCRETE HOUSEKEEPING PAD, HEIGHT, SIZE AND LOCATION TO BE COORDINATED WITH MECHANICAL DRAWINGS.

T1 TOP OF EXISTING STRUCT. SLAB CUT OUT FOR FLOOR RECESSED SLIDING DOOR TRACK ONCE CONSTRUCTION IS COMPLETE.

EDGE OF SLAB IS 11" FROM FACE OF GLASS UNLESS OTHERWISE STATED AND/OR AT SHEAR WALL CONDITIONS.

TEMPORARY SHEAR WALL OPENINGS REQUIRED BY THE CONTRACTOR TO COMPLETE THE PROJECT ARE TO BE IN-FILLED TO MATCH THE WALLS REQUIREMENTS INCLUDING BUT NOT LIMITED TO FIRE RATING, ACOUSTIC PROPERTY, THERMAL PROPERTY, AIR/ VAPOR PERMEABILITY.

ALL SLEEVES SHOULD EXTEND TO MATCH CURB HEIGHT IN ROOMS WITH CURBS FOR TERMINATION OF WATERPROOFING SYSTEM.

## KEYNOTE LEGEND:

| TAG # | DESCRIPTION |
|---|---|
| AD-02H | ACCESS DOOR FLUSH NON RATED 28" X 17" - GYP |
| AP-23 | COMPACT ELECTRIC DRYER |
| AP-24 | COMPACT WASHING MACHINE |
| AP-25 | LARGE ELECTRIC DRYER |
| AP-26 | LARGE WASHING MACHINE |
| AP-32 | RECESSED DRYER VENT BOX - UPWARD VENTING |
| FTE-01 | FIN TUBE ENCLOSURE |
| PB-01 | RESIDENTIAL ELECTRICAL PANELBOARD |
| PB-02 | RESIDENTIAL TELECOM PANELBOARD |
| RNS-01 | ROD AND SHELF (REFER TO AI-880) |
| RNS-02 | ROD AND SHELF (N.I.C) |
| RT-01 | FLUID MEMBRANE WITH CONCRETE PAVERS - TYPE 1 |

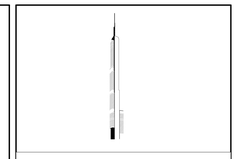

KEY PLAN:

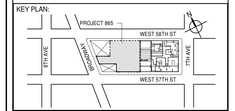


PROJECT NORTH | TRUE NORTH

DEVELOPER:
**EXTELL DEVELOPMENT COMPANY**
805 THIRD AVENUE, 7TH FLOOR
New York, NY 10022 USA
TEL: 212 712 6000 FAX: 212 712 6100

DESIGN ARCHITECT: Base Building Shell & Core
**ADRIAN SMITH + GORDON GILL ARCHITECTURE**
111 WEST MONROE STREET SUITE 2300
CHICAGO IL 60603
TEL: 312 920 1888 FAX: 312 920 1775

INTERIOR DESIGNER: Residential
**Rottet Architecture and Design Studio, PLLC**
298 Fifth Ave, 7th Floor
New York, NY 10001
TEL: 646 998 7000 FAX:

ARCHITECT OF RECORD: Base Building Shell, Core, & Residential
**AAI ARCHITECTS, P.C.**
401 Wellington St. W., 3rd Floor
Toronto, ON M5V 1E7 Canada
TEL: 416 967 1500 FAX: 416 967 7150

STRUCTURAL ENGINEERS:
**WSP CANTOR SEINUK**
228 EAST 45th Street
New York, NY 10017 USA
TEL: 212 687 9888 FAX: 646 487 5501

MEP ENGINEERS:
**AKF GROUP**
165 Broadway, 22nd Floor
New York, NY 10006 USA
TEL: 212 354 5656 FAX: 212 354 5668

GEOTECHNICAL ENGINEERS:
**Langan Engineering & Environmental Services**
21 Penn Plaza - 360 West 31st Street, 8th Floor
New York, NY 10001-2727
TEL: 212 479 5400 FAX: 212 479 5444

CODE CONSULTANTS:
**Construction Consulting Associates**
100 Church Street
New York, NY 10007
TEL: 212 385 1818 FAX: 212 385 1911

CURTAINWALL CONSULTANT:
**AJLP Consulting**
40 Worth Street. Suite 826
New York, NY 10013
TEL: 212 757 5659 FAX: 646 219 8508

LANDMARK/PRESERVATION CONSULTANT:
**Jan Hird Pokorny Associates, Inc.**
39 West 37th Street, 12A
New York, NY 10018
TEL: 212 759 6462 FAX: 212 759 6540

| No. | DESCRIPTION | DATE |
|---|---|---|
| 1 | CD PROGRESS ISSUE 1 | 15 OCT 14 |
| 2 | CD PROGRESS ISSUE 2 | 19 DEC 14 |
| 3 | D.O.B. SUBMISSION | 18 FEB 15 |
| 4 | CD PROGRESS ISSUE 3 | 09 MAR 15 |
| | D.O.B. SUBMISSION | 27 APR 15 |
| 5 | CD PROGRESS ISSUE 4 | 01 JUN 15 |
| 6 | CD PROGRESS ISSUE 5 | 10 AUG 15 |
| | D.O.B. AMENDMENT 2 | 21 SEP 15 |
| 7 | CD PROGRESS ISSUE 6 | 02 NOV 15 |
| 8 | CD PROGRESS ISSUE 7 | 29 JAN 16 |
| 9 | CD ISSUE 8 - GMP SET | 31 MAR 16 |
| 10 | CD BULLETIN ISSUE - 1 | 22 APR 16 |
| 11 | CD BULLETIN ISSUE - 2 | 11 MAY 16 |
| 12 | CD BULLETIN ISSUE - 3 | 25 MAY 16 |
| 13 | CD BULLETIN ISSUE - 5 | 12 AUG 16 |
| 14 | CD BULLETIN ISSUE - 7 | 14 SEP 16 |
| | D.O.B. AMENDMENT 3 | 03 OCT 16 |

/ISSUED AS: A-147 - CD PROGRESS ISSUE 3 - 09 MAR 15/

0 2'-0" 4'-0" 8'-0"

## D.O.B. SUBMISSION

Discrepancies must be reported immediately to the Architect before proceeding. Only figured dimensions are to be used. Contractors must check all dimensions on site. This drawing is protected by copyright.

ALL DIMENSIONS ARE SHOWN IN IMPERIAL.

CONSULTANT:
AAI ARCHITECTS, P.C.

PROJECT:
**217 WEST 57TH STREET**
NEW YORK, NY

DRAWING TITLE:
47TH FLOOR PLAN (RESIDENTIAL - TIER 3) (MFD-77TH FLOOR)

SEAL & SIGNATURE: REGISTERED ARCHITECT JAMES DAVID JAMES 022885 STATE OF NEW YORK

| | |
|---|---|
| DATE: | 15 OCT 14 |
| PROJECT No: | 1216-00 |
| DRAWN: Author | REV: |
| CHK.: Checker | 14 |
| SCALE: 1/4" = 1'-0" | |
| DWG No: | A-149.02 |
| DOB PAGE No: | 122 of 454 |

DOB EMPLOYEE STAMP: DOB B-SCAN:

36" x 48" Arch E SHEET SIZE
FILE NAME:
PLOT DATE: 10/17/2016 6:55:44 PM

DEPT OF BLDGS 121282606 Job Number
E3195431155 Scan Code

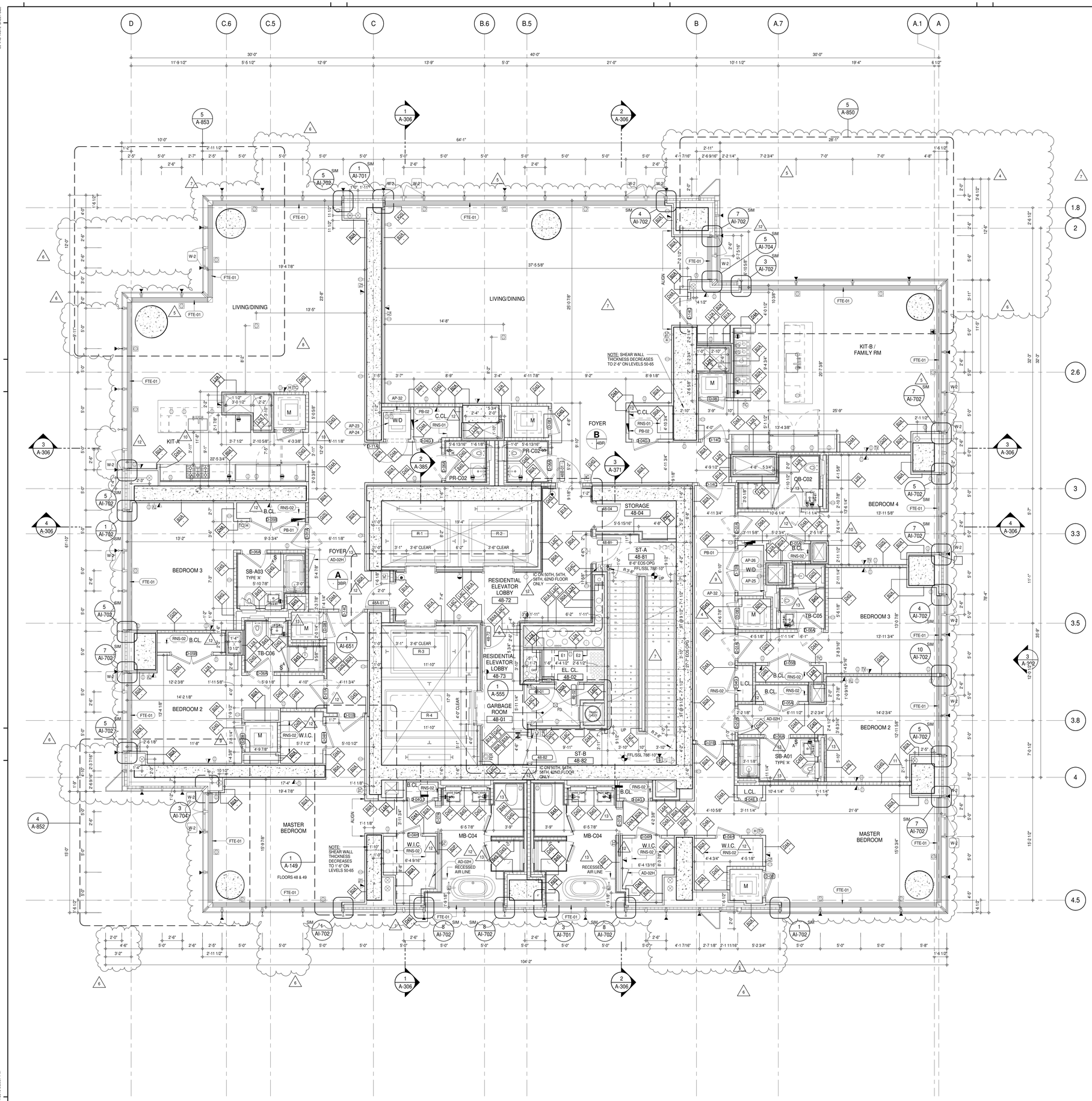


## SHEET NOTES:

C1 DASHED LINE DENOTES EXTENT OF 6" HIGH C.I.P. CONCRETE CURB. WIDTH TO MATCH PARTITION UNLESS OTHERWISE NOTED

C2 DASHED LINE DENOTES EXTENT OF 8" HIGH C.I.P. CONCRETE CURB. WIDTH TO MATCH PARTITION UNLESS OTHERWISE NOTED

C3 DASHED LINE DENOTES EXTENT OF 8" HIGH CEMENT BOARD BASE CURB. REFER TO SECTION DETAIL (9) ON SHEET (A-574).

P1 CONCRETE HOUSEKEEPING PAD, HEIGHT, SIZE AND LOCATION TO BE COORDINATED WITH MECHANICAL DRAWINGS.

T1 TOP OF EXISTING STRUCT. SLAB CUT OUT FOR FLOOR RECESSED SLIDING DOOR TRACK ONCE CONSTRUCTION IS COMPLETE.

E1 PROVIDE 2 HR RATED L2A PARTITION ON FLOORS 49, 50, 51, 53, 54, 56, 57, 59, 60, 62, 63, 65

E2 PROVIDE 2 HR RATED L2A PARTITION ON FLOORS 49, 50, 52, 53, 55, 56, 58, 59, 61, 62, 64, 65

EDGE OF SLAB IS 11" FROM FACE OF GLASS UNLESS OTHERWISE STATED AND/OR AT SHEAR WALL CONDITIONS.

TEMPORARY SHEAR WALL OPENINGS REQUIRED BY THE CONTRACTOR TO COMPLETE THE PROJECT ARE TO BE IN-FILLED TO MATCH THE WALLS REQUIREMENTS INCLUDING BUT NOT LIMITED TO FIRE RATING, ACQUSTIC PROPERTY, THERMAL PROPERTY, AIR/ VAPOR PERMEABILITY.

## KEYNOTE LEGEND:

| TAG # | DESCRIPTION |
|---|---|
| AD-02H | ACCESS DOOR FLUSH NON RATED 28" X 17" - GYP |
| AP-23 | COMPACT ELECTRIC DRYER |
| AP-24 | COMPACT WASHING MACHINE |
| AP-25 | LARGE ELECTRIC DRYER |
| AP-26 | LARGE WASHING MACHINE |
| AP-32 | RECESSED DRYER VENT BOX - UPWARD VENTING |
| FTE-01 | FIN TUBE ENCLOSURE |
| PB-01 | RESIDENTIAL ELECTRICAL PANELBOARD |
| PB-02 | RESIDENTIAL TELECOM PANELBOARD |
| RNS-01 | ROD AND SHELF (REFER TO AI-880) |
| RNS-02 | ROD AND SHELF (N.I.C) |

KEY PLAN:

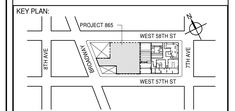


PROJECT NORTH | TRUE NORTH

DEVELOPER:
**EXTELL DEVELOPMENT COMPANY**
805 THIRD AVENUE, 7TH FLOOR
New York, NY 10022 USA
TEL: 212 712 6000 FAX: 212 712 6100

DESIGN ARCHITECT: Base Building Shell & Core
**ADRIAN SMITH + GORDON GILL ARCHITECTURE**
111 WEST MONROE STREET SUITE 2300
CHICAGO IL 60603
TEL: 312 920 1888 FAX: 312 920 1775

INTERIOR DESIGNER: Residential
**Rottet Architecture and Design Studio, PLLC**
298 Fifth Ave, 7th Floor
New York, NY 10001
TEL: 646 998 7000 FAX:

ARCHITECT OF RECORD: Base Building Shell, Core, & Residential
**AAI ARCHITECTS, P.C.**
401 Wellington St. W., 3rd Floor
Toronto, ON M5V 1E7 Canada
TEL: 416 967 1500 FAX: 416 967 7150

STRUCTURAL ENGINEERS:
**WSP CANTOR SEINUK**
228 EAST 45th Street
New York, NY 10017 USA
TEL: 212 687 9888 FAX: 646 487 5501

MEP ENGINEERS:
**AKF GROUP**
165 Broadway, 22nd Floor
New York, NY 10006 USA
TEL: 212 354 5656 FAX: 212 354 5668

GEOTECHNICAL ENGINEERS:
**Langan Engineering & Environmental Services**
21 Penn Plaza - 360 West 31st Street, 8th Floor
New York, NY 10001-2727
TEL: 212 479 5400 FAX: 212 479 5444

CODE CONSULTANTS:
**Construction Consulting Associates**
100 Church Street
New York, NY 10007
TEL: 212 385 1818 FAX: 212 385 1911

CURTAINWALL CONSULTANT:
**AJLP Consulting**
40 Worth Street. Suite 826
New York, NY 10013
TEL: 212 757 5659 FAX: 646 219 8508

LANDMARK/PRESERVATION CONSULTANT:
**Jan Hird Pokorny Associates, Inc.**
39 West 37th Street, 12A
New York, NY 10018
TEL: 212 759 6462 FAX: 212 759 6540

| No. | DESCRIPTION | DATE |
|---|---|---|
| 1 | CD PROGRESS ISSUE 2 | 19 DEC 14 |
| 2 | D.O.B. SUBMISSION | 18 FEB 15 |
| 3 | CD PROGRESS ISSUE 3 | 09 MAR 15 |
| | D.O.B. SUBMISSION | 27 APR 15 |
| 4 | CD PROGRESS ISSUE 4 | 01 JUN 15 |
| 5 | CD PROGRESS ISSUE 5 | 10 AUG 15 |
| | D.O.B. AMENDMENT 2 | 21 SEP 15 |
| 6 | CD PROGRESS ISSUE 6 | 02 NOV 15 |
| 7 | CD PROGRESS ISSUE 7 | 29 JAN 16 |
| 8 | CD ISSUE 8 - GMP SET | 31 MAR 16 |
| 9 | CD BULLETIN ISSUE - 1 | 22 APR 16 |
| 10 | CD BULLETIN ISSUE - 2 | 11 MAY 16 |
| 11 | CD BULLETIN ISSUE - 3 | 25 MAY 16 |
| 12 | CD BULLETIN ISSUE - 5 | 12 AUG 16 |
| 13 | CD BULLETIN ISSUE - 7 | 14 SEP 16 |
| | D.O.B. AMENDMENT 3 | 03 OCT 16 |

/ISSUED AS: A-148 - CD PROGRESS ISSUE 3 - 09 MAR 15/

0 2'-0" 4'-0" 8'-0"

## D.O.B. SUBMISSION

Discrepancies must be reported immediately to the Architect before proceeding. Only figured dimensions are to be used. Contractors must check all dimensions on site. This drawing is protected by copyright.

ALL DIMENSIONS ARE SHOWN IN IMPERIAL.

CONSULTANT:
AAI ARCHITECTS, P.C.

PROJECT:
**217 WEST 57TH STREET**
NEW YORK, NY

DRAWING TITLE:
48TH-65TH FLOOR PLAN (RESIDENTIAL - TIER 3) (MFD-78TH-95TH FLOOR)

SEAL & SIGNATURE: REGISTERED ARCHITECT ANDRE DAVID JANSEN No. 028681 STATE OF NEW YORK

| | |
|---|---|
| DATE: | 19 DEC 14 |
| PROJECT No: | 1216-00 |
| DRAWN: Author | REV: 13 |
| CHK: Checker | |
| SCALE: 1/4" = 1'-0" | |
| DWG No: | A-150.02 |
| DOB PAGE No: | 123 of 454 |

DOB EMPLOYEE STAMP: DOB B-SCAN:

36" x 48" Arch E SHEET SIZE
FILE NAME:
PLOT DATE: 10/17/2016 5:56:07 PM

DEPT OF BLDGS 421263605 Job Number
E347657135 Scan Code

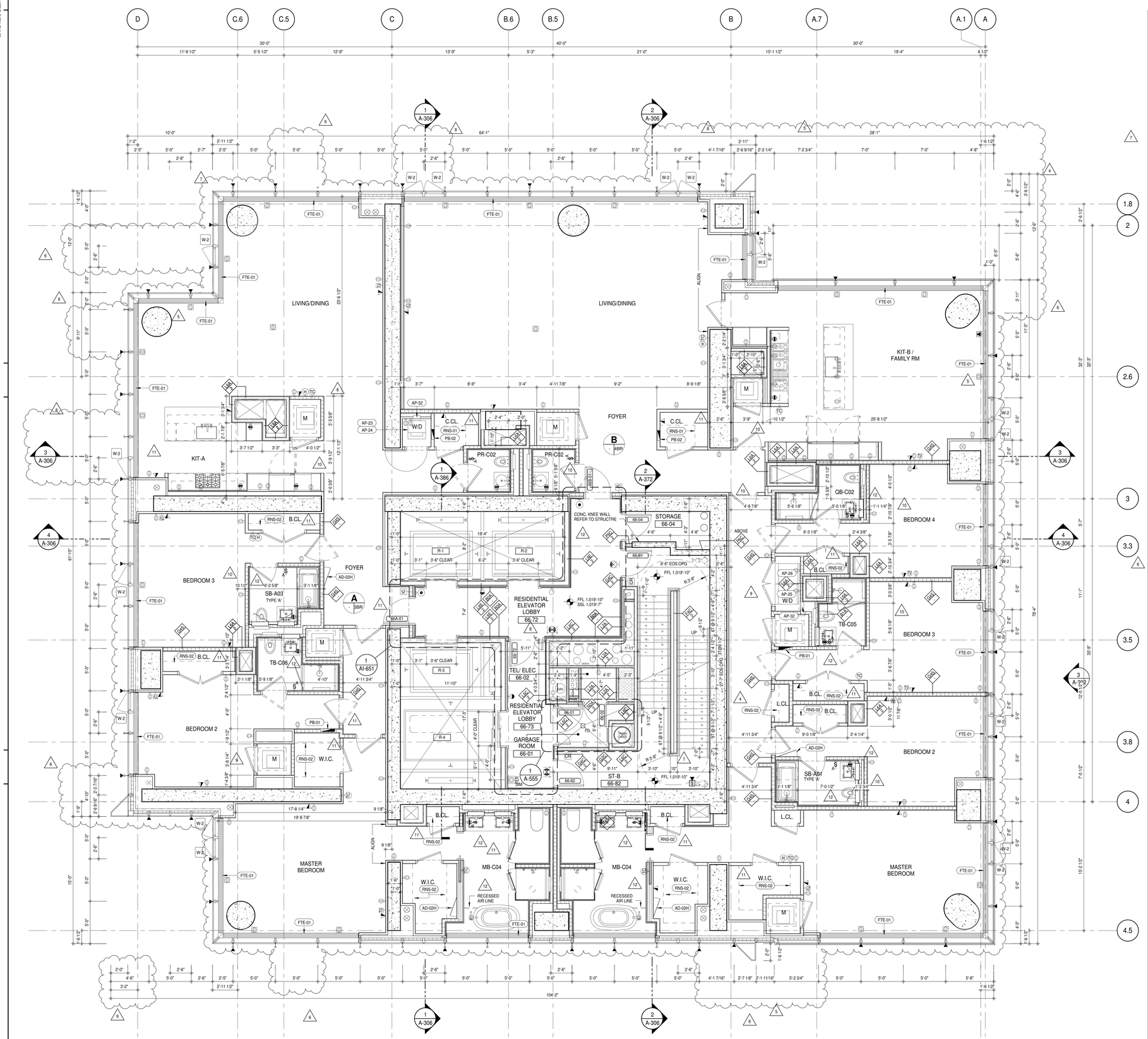


NOTE: FOR DIMENSIONS, VIEW REFERENCES, DOOR TYPES, AND PARTITION TYPES NOT SHOWN, REFER TO DWG 1/A-150

## SHEET NOTES:

- C1 DASHED LINE DENOTES EXTENT OF 6" HIGH C.I.P. CONCRETE CURB. WIDTH TO MATCH PARTITION UNLESS OTHERWISE NOTED ALL CURBS AT DOORWAYS & PATH OF TRAVEL TO BE PAINTED WITH WARNING STRIPS
- C2 DASHED LINE DENOTES EXTENT OF 6" HIGH C.I.P. CONCRETE CURB. WIDTH TO MATCH PARTITION UNLESS OTHERWISE NOTED
- C3 DASHED LINE DENOTES EXTENT OF 8" HIGH CEMENT BOARD BASE CURB. REFER TO SECTION DETAIL (9) ON SHEET (A-574).
- P1 CONCRETE HOUSEKEEPING PAD, HEIGHT, SIZE AND LOCATION TO BE COORDINATED WITH MECHANICAL DRAWINGS.
- T1 TOP OF EXISTING STRUCT. SLAB CUT OUT FOR FLOOR RECESSED SLIDING DOOR TRACK.ONCE CONSTRUCTION IS COMPLETE.

EDGE OF SLAB IS 11" FROM FACE OF GLASS UNLESS OTHERWISE STATED AND/OR AT SHEAR WALL CONDITIONS.

TEMPORARY SHEAR WALL OPENINGS REQUIRED BY THE CONTRACTOR TO COMPLETE THE PROJECT ARE TO BE IN-FILLED TO MATCH THE WALLS REQUIREMENTS INCLUDING BUT NOT LIMITED TO FIRE RATING, ACOUSTIC PROPERTY, THERMAL PROPERTY, AIR/ VAPOR PERMEABILITY.

ALL SLEEVES SHOULD EXTEND TO MATCH CURB HEIGHT IN ROOMS WITH CURBS FOR TERMINATION OF WATERPROOFING SYSTEM.

## KEYNOTE LEGEND:

| TAG # | DESCRIPTION |
|---|---|
| AD-02H | ACCESS DOOR FLUSH NON RATED 28" X 17" - GYP |
| AP-23 | COMPACT ELECTRIC DRYER |
| AP-24 | COMPACT WASHING MACHINE |
| AP-25 | LARGE ELECTRIC DRYER |
| AP-26 | LARGE WASHING MACHINE |
| AP-32 | RECESSED DRYER VENT BOX - UPWARD VENTING |
| FTE-01 | FIN TUBE ENCLOSURE |
| PB-01 | RESIDENTIAL ELECTRICAL PANELBOARD |
| PB-02 | RESIDENTIAL TELECOM PANELBOARD |
| RNS-01 | ROD AND SHELF (REFER TO AI-880) |
| RNS-02 | ROD AND SHELF (N.I.C) |

| LEVEL | CORE ROOM ASSIGNMENT |
|---|---|
| 65 | FIRE ALARM CLOSET |
| 64 | TELECOM ROOM |
| 63 | ELECTRICAL CLOSET |
| 62 | FIRE ALARM CLOSET |
| 61 | TELECOM ROOM |
| 60 | ELECTRICAL CLOSET |
| 59 | FIRE ALARM CLOSET |
| 58 | TELECOM ROOM |
| 57 | ELECTRICAL CLOSET |
| 56 | FIRE ALARM CLOSET |
| 55 | TELECOM ROOM |
| 54 | ELECTRICAL CLOSET |
| 53 | FIRE ALARM CLOSET |
| 52 | TELECOM ROOM |
| 51 | ELECTRICAL CLOSET |
| 50 | FIRE ALARM CLOSET |
| 49 | TELECOM ROOM |
| 48 | ELECTRICAL CLOSET |

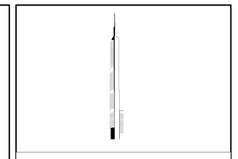


PROJECT NORTH / TRUE NORTH

DEVELOPER:
**EXTELL DEVELOPMENT COMPANY**
805 THIRD AVENUE, 7TH FLOOR
New York, NY 10022 USA
TEL: 212 712 6000 FAX: 212 712 6100

DESIGN ARCHITECT: Base Building Shell & Core
**ADRIAN SMITH + GORDON GILL ARCHITECTURE**
111 WEST MONROE STREET SUITE 2300
CHICAGO IL 60603
TEL: 312 920 1888 FAX: 312 920 1775

INTERIOR DESIGNER: Residential
**Rottet Architecture and Design Studio, PLLC**
298 Fifth Ave, 7th Floor
New York, NY 10001
TEL: 646 998 7000 FAX:

ARCHITECT OF RECORD: Base Building Shell, Core, & Residential
**AAI ARCHITECTS, P.C.**
401 Wellington St. W., 3rd Floor
Toronto, ON M5V 1E7 Canada
TEL: 416 967 1500 FAX: 416 967 7150

STRUCTURAL ENGINEERS:
**WSP CANTOR SEINUK**
228 EAST 45th Street
New York, NY 10017 USA
TEL: 212 687 9888 FAX: 646 487 5501

MEP ENGINEERS:
**AKF GROUP**
165 Broadway, 22nd Floor
New York, NY 10006 USA
TEL: 212 354 5656 FAX: 212 354 5668

GEOTECHNICAL ENGINEERS:
**Langan Engineering & Environmental Services**
21 Penn Plaza - 360 West 31st Street, 8th Floor
New York, NY 10001-2727
TEL: 212 479 5400 FAX: 212 479 5444

CODE CONSULTANTS:
**Construction Consulting Associates**
100 Church Street
New York, NY 10007
TEL: 212 385 1818 FAX: 212 385 1911

CURTAINWALL CONSULTANT:
**AJLP Consulting**
40 Worth Street. Suite 826
New York, NY 10013
TEL: 212 757 5659 FAX: 646 219 8508

LANDMARK/PRESERVATION CONSULTANT:
**Jan Hird Pokorny Associates, Inc.**
39 West 37th Street, 12A
New York, NY 10018
TEL: 212 759 6462 FAX: 212 759 6540

| No. | DESCRIPTION | DATE |
|---|---|---|
| 1 | CD PROGRESS ISSUE 2 | 19 DEC 14 |
| 2 | D.O.B. SUBMISSION | 18 FEB 15 |
| 3 | CD PROGRESS ISSUE 3 | 09 MAR 15 |
| | D.O.B. SUBMISSION | 27 APR 15 |
| 4 | CD PROGRESS ISSUE 4 | 01 JUN 15 |
| 5 | CD PROGRESS ISSUE 5 | 10 AUG 15 |
| | D.O.B. AMENDMENT 2 | 21 SEP 15 |
| 6 | CD PROGRESS ISSUE 6 | 02 NOV 15 |
| 7 | CD PROGRESS ISSUE 7 | 29 JAN 16 |
| 8 | CD ISSUE 8 - GMP SET | 31 MAR 16 |
| 9 | CD BULLETIN ISSUE - 1 | 22 APR 16 |
| 10 | CD BULLETIN ISSUE - 2 | 11 MAY 16 |
| 11 | CD BULLETIN ISSUE - 5 | 12 AUG 16 |
| 12 | CD BULLETIN ISSUE - 7 | 14 SEP 16 |
| | D.O.B. AMENDMENT 3 | 03 OCT 16 |

/ISSUED AS: A-165 - CD PROGRESS ISSUE 3 - 09 MAR 15/

0 2' - 0" 4' - 0" 8' - 0"

## D.O.B. SUBMISSION

Discrepancies must be reported immediately to the Architect before proceeding. Only figured dimensions are to be used. Contractors must check all dimensions on site. This drawing is protected by copyright.

ALL DIMENSIONS ARE SHOWN IN IMPERIAL.

CONSULTANT: AAI ARCHITECTS, P.C.

PROJECT:
**217 WEST 57TH STREET**
NEW YORK, NY

DRAWING TITLE:
66TH FLOOR PLAN (RESIDENTIAL - TIER 3) (MFD-96TH FLOOR)

SEAL & SIGNATURE: REGISTERED ARCHITECT ROBERT DAVID JAMES 022885 STATE OF NEW YORK

| | |
|---|---|
| DATE: | 19 DEC 14 |
| PROJECT No: | 1216-00 |
| DRAWN: Author | REV: 12 |
| CHK.: Checker | |
| SCALE: 1/4" = 1'-0" | |
| DWG No: | A-151.02 |
| DOB PAGE No: | 124 of 454 |

DOB EMPLOYEE STAMP: DOB B-SCAN:

36" x 48" Arch E SHEET SIZE
FILE NAME:
PLOT DATE: 10/17/2016 6:56:53 PM

DEPT OF BLDGS 421263505 Job Number
E399351239B Scan Code

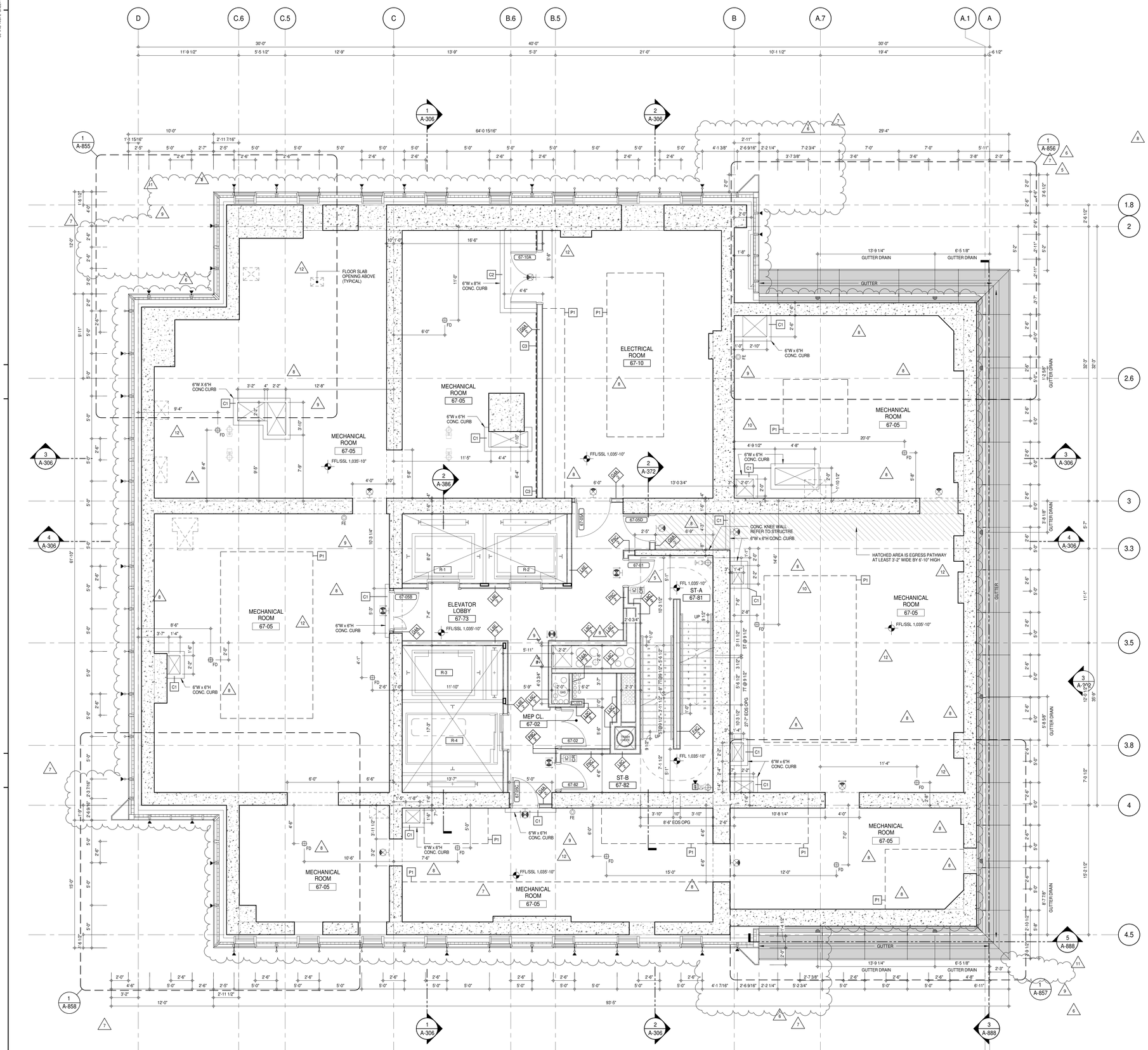


SHEET NOTES:

C1 DASHED LINE DENOTES EXTENT OF 6" HIGH C.I.P. CONCRETE CURB. WIDTH TO MATCH PARTITION UNLESS OTHERWISE NOTED
ALL CURBS AT DOORWAYS & PATH OF TRAVEL TO BE PAINTED WITH WARNING STRIPS

C2 DASHED LINE DENOTES EXTENT OF 6" HIGH C.I.P. CONCRETE CURB. WIDTH TO MATCH PARTITION UNLESS OTHERWISE NOTED

C3 DASHED LINE DENOTES EXTENT OF 8" HIGH CEMENT BOARD BASE CURB. REFER TO SECTION DETAIL (9) ON SHEET (A-574).

P1 CONCRETE HOUSEKEEPING PAD, HEIGHT, SIZE AND LOCATION TO BE COORDINATED WITH MECHANICAL DRAWINGS.

T1 TOP OF EXISTING STRUCT. SLAB CUT OUT FOR FLOOR RECESSED SLIDING DOOR TRACK ONCE CONSTRUCTION IS COMPLETE.

EDGE OF SLAB IS 11" FROM FACE OF GLASS UNLESS OTHERWISE STATED AND/OR AT SHEAR WALL CONDITIONS.

TEMPORARY SHEAR WALL OPENINGS REQUIRED BY THE CONTRACTOR TO COMPLETE THE PROJECT ARE TO BE IN-FILLED TO MATCH THE WALLS REQUIREMENTS INCLUDING BUT NOT LIMITED TO FIRE RATING, ACOUSTIC PROPERTY, THERMAL PROPERTY, AIR/ VAPOR PERMEABILITY.

ALL SLEEVES SHOULD EXTEND TO MATCH CURB HEIGHT IN ROOMS WITH CURBS FOR TERMINATION OF WATERPROOFING SYSTEM.

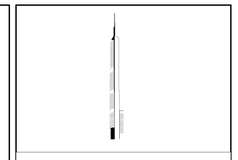

KEY PLAN:

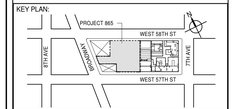


PROJECT NORTH | TRUE NORTH

DEVELOPER:
**EXTELL DEVELOPMENT COMPANY**
805 THIRD AVENUE, 7TH FLOOR
New York, NY 10022 USA
TEL: 212 712 6000 FAX: 212 712 6100

DESIGN ARCHITECT: Base Building Shell & Core
**ADRIAN SMITH + GORDON GILL ARCHITECTURE**
111 WEST MONROE STREET SUITE 2300
CHICAGO IL 60603
TEL: 312 920 1888 FAX: 312 920 1775

INTERIOR DESIGNER: Residential
**Rottet Architecture and Design Studio, PLLC**
298 Fifth Ave, 7th Floor
New York, NY 10001
TEL: 646 998 7000 FAX:

ARCHITECT OF RECORD: Base Building Shell, Core, & Residential
**AAI ARCHITECTS, P.C.**
401 Wellington St. W., 3rd Floor
Toronto, ON M5V 1E7 Canada
TEL: 416 967 1500 FAX: 416 967 7150

STRUCTURAL ENGINEERS:
**WSP CANTOR SEINUK**
228 EAST 45th Street
New York, NY 10017 USA
TEL: 212 687 9888 FAX: 646 487 5501

MEP ENGINEERS:
**AKF GROUP**
165 Broadway, 22nd Floor
New York, NY 10006 USA
TEL: 212 354 5656 FAX: 212 354 5668

GEOTECHNICAL ENGINEERS:
**Langan Engineering & Environmental Services**
21 Penn Plaza - 360 West 31st Street, 8th Floor
New York, NY 10001-2727
TEL: 212 479 5400 FAX: 212 479 5444

CODE CONSULTANTS:
**Construction Consulting Associates**
100 Church Street
New York, NY 10007
TEL: 212 385 1818 FAX: 212 385 1911

CURTAINWALL CONSULTANT:
**AJLP Consulting**
40 Worth Street. Suite 826
New York, NY 10013
TEL: 212 757 5659 FAX: 646 219 8508

LANDMARK/PRESERVATION CONSULTANT:
**Jan Hird Pokorny Associates, Inc.**
39 West 37th Street, 12A
New York, NY 10018
TEL: 212 759 6462 FAX: 212 759 6540

| No. | DESCRIPTION | DATE |
|---|---|---|
| 1 | CD PROGRESS ISSUE 1 | 15 OCT 14 |
| 2 | CD PROGRESS ISSUE 2 | 19 DEC 14 |
| 3 | D.O.B. SUBMISSION | 18 FEB 15 |
| 4 | CD PROGRESS ISSUE 3 | 09 MAR 15 |
| | D.O.B. SUBMISSION | 27 APR 15 |
| 5 | CD PROGRESS ISSUE 4 | 01 JUN 15 |
| 6 | CD PROGRESS ISSUE 5 | 10 AUG 15 |
| | D.O.B. AMENDMENT 2 | 21 SEP 15 |
| 7 | CD PROGRESS ISSUE 6 | 02 NOV 15 |
| 8 | CD PROGRESS ISSUE 7 | 29 JAN 16 |
| 9 | CD ISSUE 8 - GMP SET | 31 MAR 16 |
| 10 | CD BULLETIN ISSUE - 2 | 11 MAY 16 |
| 11 | CD BULLETIN ISSUE - 3 | 25 MAY 16 |
| 12 | CD BULLETIN ISSUE - 7 | 14 SEP 16 |
| | D.O.B. AMENDMENT 3 | 03 OCT 16 |

/ISSUED AS: A-166 - CD PROGRESS ISSUE 3 - 09 MAR 15/

0 2'-0" 4'-0" 8'-0"

**D.O.B. SUBMISSION**

Discrepancies must be reported immediately to the Architect before proceeding. Only figured dimensions are to be used. Contractors must check all dimensions on site. This drawing is protected by copyright.

ALL DIMENSIONS ARE SHOWN IN IMPERIAL.

CONSULTANT: AAI ARCHITECTS, P.C.

PROJECT:
**217 WEST 57TH STREET**
NEW YORK, NY

DRAWING TITLE:
67TH FLOOR PLAN (MECHANICAL)
(MFD-97TH FLOOR)

SEAL & SIGNATURE: REGISTERED ARCHITECT RENE DAVID UNGER No. 026881 STATE OF NEW YORK

| | |
|---|---|
| DATE: | 15 OCT 14 |
| PROJECT No: | 1216-00 |
| DRAWN: Author | REV: 12 |
| CHK: Checker | |
| SCALE: 1/4" = 1'-0" | |
| DWG No: | A-152.02 |
| DOB PAGE No: | 125 of 454 |

DOB EMPLOYEE STAMP: DOB B-SCAN:

36" x 48" Arch E SHEET SIZE
FILE NAME:
PLOT DATE: 10/17/2016 5:55:57 PM

DEPT OF BUILDINGS 121253425 Job Number
E20080395319 Scan Code

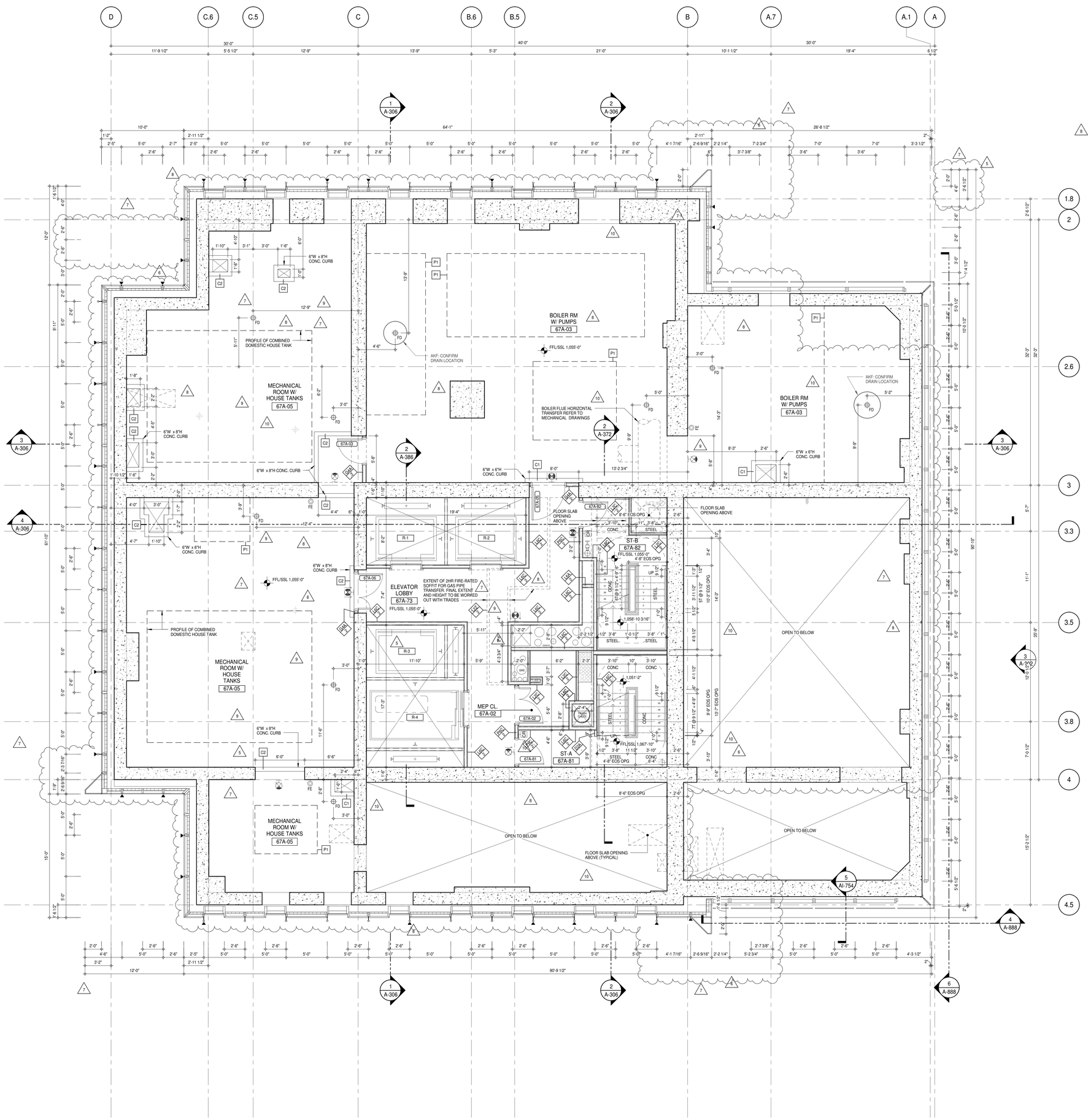


## SHEET NOTES:

C1 DASHED LINE DENOTES EXTENT OF 6" HIGH C.I.P. CONCRETE CURB. WIDTH TO MATCH PARTITION UNLESS OTHERWISE NOTED
ALL CURBS AT DOORWAYS & PATH OF TRAVEL TO BE PAINTED WITH WARNING STRIPS

C2 DASHED LINE DENOTES EXTENT OF 8" HIGH C.I.P. CONCRETE CURB. WIDTH TO MATCH PARTITION UNLESS OTHERWISE NOTED

C3 DASHED LINE DENOTES EXTENT OF 8" HIGH CEMENT BOARD BASE CURB. REFER TO SECTION DETAIL (9) ON SHEET (A-574).

P1 CONCRETE HOUSEKEEPING PAD, HEIGHT, SIZE AND LOCATION TO BE COORDINATED WITH MECHANICAL DRAWINGS.

T1 TOP OF EXISTING STRUCT. SLAB CUT OUT FOR FLOOR RECESSED SLIDING DOOR TRACK ONCE CONSTRUCTION IS COMPLETE.

EDGE OF SLAB IS 11" FROM FACE OF GLASS UNLESS OTHERWISE STATED AND/OR AT SHEAR WALL CONDITIONS.

TEMPORARY SHEAR WALL OPENINGS REQUIRED BY THE CONTRACTOR TO COMPLETE THE PROJECT ARE TO BE IN-FILLED TO MATCH THE WALLS REQUIREMENTS INCLUDING BUT NOT LIMITED TO FIRE RATING, ACOUSTIC PROPERTY, THERMAL PROPERTY, AIR/ VAPOR PERMEABILITY.

ALL SLEEVES SHOULD EXTEND TO MATCH CURB HEIGHT IN ROOMS WITH CURBS FOR TERMINATION OF WATERPROOFING SYSTEM.

KEY PLAN:

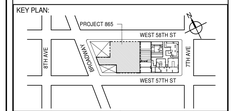


PROJECT NORTH | TRUE NORTH

DEVELOPER:
**EXTELL DEVELOPMENT COMPANY**
805 THIRD AVENUE, 7TH FLOOR
New York, NY 10022 USA
TEL: 212 712 6000 FAX: 212 712 6100

DESIGN ARCHITECT: Base Building Shell & Core
**ADRIAN SMITH + GORDON GILL ARCHITECTURE**
111 WEST MONROE STREET SUITE 2300
CHICAGO IL 60603
TEL: 312 920 1888 FAX: 312 920 1775

INTERIOR DESIGNER: Residential
**Rottet Architecture and Design Studio, PLLC**
298 Fifth Ave, 7th Floor
New York, NY 10001
TEL: 646 998 7000 FAX:

ARCHITECT OF RECORD: Base Building Shell, Core, & Residential
**AAI ARCHITECTS, P.C.**
401 Wellington St. W., 3rd Floor
Toronto, ON M5V 1E7 Canada
TEL: 416 967 1500 FAX: 416 967 7150

STRUCTURAL ENGINEERS:
**WSP CANTOR SEINUK**
228 EAST 45th Street
New York, NY 10017 USA
TEL: 212 687 9888 FAX: 646 487 5501

MEP ENGINEERS:
**AKF GROUP**
165 Broadway, 22nd Floor
New York, NY 10006 USA
TEL: 212 354 5656 FAX: 212 354 5668

GEOTECHNICAL ENGINEERS:
**Langan Engineering & Environmental Services**
21 Penn Plaza - 360 West 31st Street, 8th Floor
New York, NY 10001-2727
TEL: 212 479 5400 FAX: 212 479 5444

CODE CONSULTANTS:
**Construction Consulting Associates**
100 Church Street
New York, NY 10007
TEL: 212 385 1818 FAX: 212 385 1911

CURTAINWALL CONSULTANT:
**AJLP Consulting**
40 Worth Street. Suite 826
New York, NY 10013
TEL: 212 757 5659 FAX: 646 219 8508

LANDMARK/PRESERVATION CONSULTANT:
**Jan Hird Pokorny Associates, Inc.**
39 West 37th Street, 12A
New York, NY 10018
TEL: 212 759 6462 FAX: 212 759 6540

| No. | DESCRIPTION | DATE |
|---|---|---|
| 1 | CD PROGRESS ISSUE 1 | 15 OCT 14 |
| 2 | CD PROGRESS ISSUE 2 | 19 DEC 14 |
| 3 | D.O.B. SUBMISSION | 18 FEB 15 |
| 4 | CD PROGRESS ISSUE 3 | 09 MAR 15 |
| | D.O.B. SUBMISSION | 27 APR 15 |
| 5 | CD PROGRESS ISSUE 4 | 01 JUN 15 |
| 6 | CD PROGRESS ISSUE 5 | 10 AUG 15 |
| | D.O.B. AMENDMENT 2 | 21 SEP 15 |
| 7 | CD PROGRESS ISSUE 6 | 02 NOV 15 |
| 8 | CD PROGRESS ISSUE 7 | 29 JAN 16 |
| 9 | CD ISSUE 8 - GMP SET | 31 MAR 16 |
| 10 | CD BULLETIN ISSUE - 7 | 14 SEP 16 |
| | D.O.B. AMENDMENT 3 | 03 OCT 16 |

/ISSUED AS: A-167 - CD PROGRESS ISSUE 3 - 09 MAR 15/

0 2'-0" 4'-0" 8'-0"

## D.O.B. SUBMISSION

Discrepancies must be reported immediately to the Architect before proceeding. Only figured dimensions are to be used. Contractors must check all dimensions on site. This drawing is protected by copyright.

ALL DIMENSIONS ARE SHOWN IN IMPERIAL.

CONSULTANT:
AAI ARCHITECTS, P.C.

PROJECT:
**217 WEST 57TH STREET**
NEW YORK, NY

DRAWING TITLE:
67TH INTERMEDIATE FLOOR PLAN (MFD-98TH FLOOR)

SEAL & SIGNATURE:
REGISTERED ARCHITECT ANDRE DAVID JANSSEN No. 028881 STATE OF NEW YORK

| | |
|---|---|
| DATE: | 15 OCT 14 |
| PROJECT No: | 1216-00 |
| DRAWN: Author | REV: 10 |
| CHK: Checker | |
| SCALE: 1/4" = 1'-0" | |
| DWG No: | A-153.02 |
| DOB PAGE No: | 126 of 454 |

DOB EMPLOYEE STAMP: DOB B-SCAN:

36" x 48" Arch E SHEET SIZE
FILE NAME:
PLOT DATE: 10/17/2016 7:10:19 PM

DEPT OF BLDGS 121282505 Job Number
E390143205 Scan Code

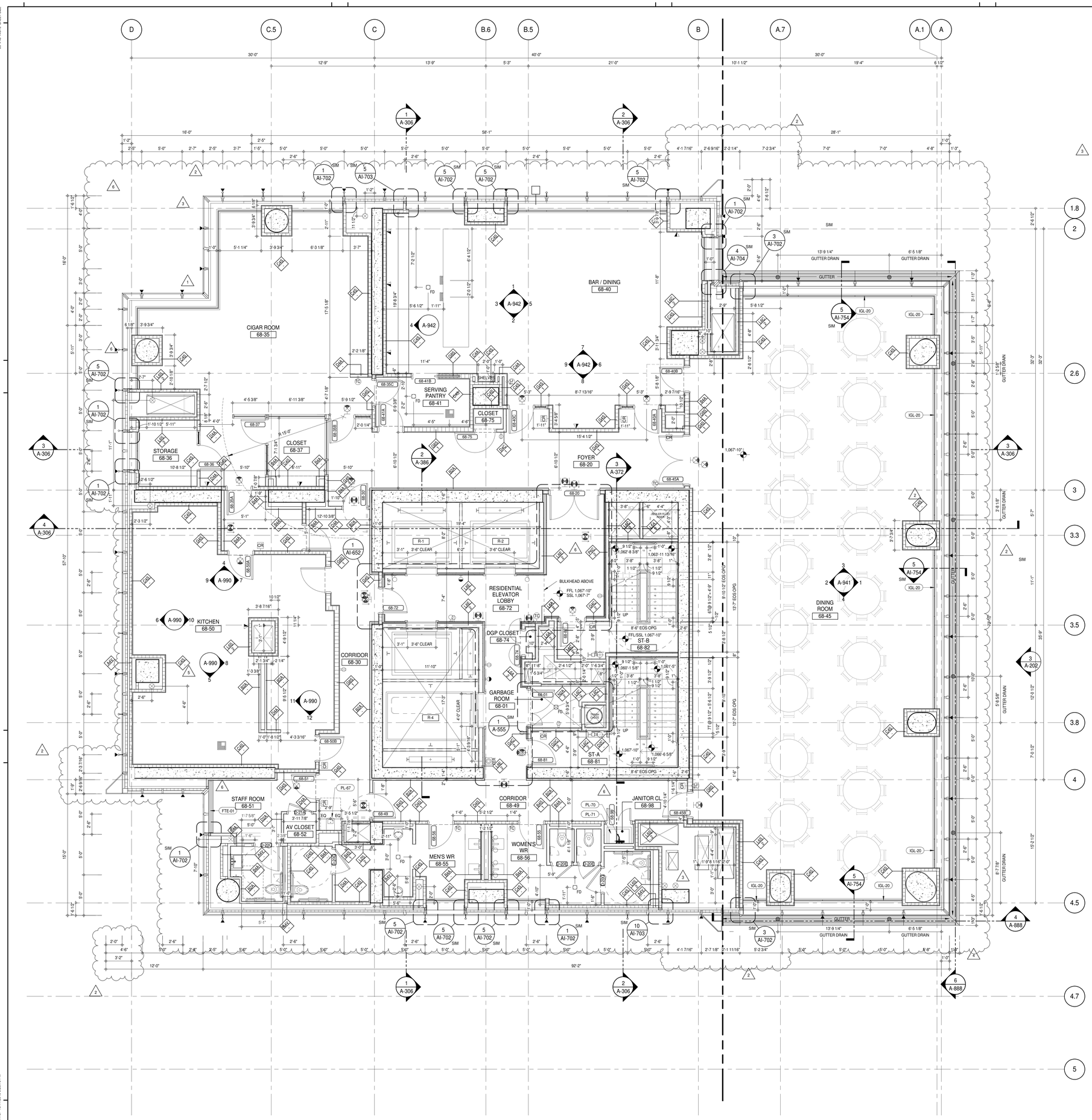


SHEET NOTES:

C1 DASHED LINE DENOTES EXTENT OF 6" HIGH C.I.P. CONCRETE CURB. WIDTH TO MATCH PARTITION UNLESS OTHERWISE NOTED
ALL CURBS AT DOORWAYS & PATH OF TRAVEL TO BE PAINTED WITH WARNING STRIPS.

C2 DASHED LINE DENOTES EXTENT OF 8" HIGH C.I.P. CONCRETE CURB. WIDTH TO MATCH PARTITION UNLESS OTHERWISE NOTED

C3 DASHED LINE DENOTES EXTENT OF 8" HIGH CEMENT BOARD BASE CURB. REFER TO SECTION DETAIL (9) ON SHEET (A-574).

P1 CONCRETE HOUSEKEEPING PAD, HEIGHT, SIZE AND LOCATION TO BE COORDINATED WITH MECHANICAL DRAWINGS.

T1 TOP OF EXISTING STRUCT. SLAB CUT OUT FOR FLOOR RECESSED SLIDING DOOR TRACK ONCE CONSTRUCTION IS COMPLETE.

EDGE OF SLAB IS 11" FROM FACE OF GLASS UNLESS OTHERWISE STATED AND/OR AT SHEAR WALL CONDITIONS.

TEMPORARY SHEAR WALL OPENINGS REQUIRED BY THE CONTRACTOR TO COMPLETE THE PROJECT ARE TO BE IN-FILLED TO MATCH THE WALLS REQUIREMENTS INCLUDING BUT NOT LIMITED TO FIRE RATING, ACOUSTIC PROPERTY, THERMAL PROPERTY, AIR/ VAPOR PERMEABILITY.

ALL SLEEVES SHOULD EXTEND TO MATCH CURB HEIGHT IN ROOMS WITH CURBS FOR TERMINATION OF WATERPROOFING SYSTEM.

KEYNOTE LEGEND:

| TAG # | DESCRIPTION |
|---|---|
| FTE-01 | FIN TUBE ENCLOSURE |
| IGL-20 | LOW IRON ETCHED MIRROR |
| PL-67 | ADA WALL MOUNTED DRINKING FOUNTAIN |
| PL-70 | SERVICE - SINK FAUCET |
| PL-71 | MOP SERVICE BASIN |

KEY PLAN:

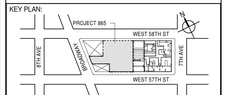


PROJECT NORTH | TRUE NORTH

DEVELOPER:
**EXTELL DEVELOPMENT COMPANY**
805 THIRD AVENUE, 7TH FLOOR
New York, NY 10022 USA
TEL: 212 712 6000 FAX: 212 712 6100

DESIGN ARCHITECT: Base Building Shell & Core
**ADRIAN SMITH + GORDON GILL ARCHITECTURE**
111 WEST MONROE STREET SUITE 2300
CHICAGO IL 60603
TEL: 312 920 1888 FAX: 312 920 1775

INTERIOR DESIGNER: Residential
**Rottet Architecture and Design Studio, PLLC**
298 Fifth Ave, 7th Floor
New York, NY 10001
TEL: 646 998 7000 FAX:

ARCHITECT OF RECORD: Base Building Shell, Core, & Residential
**AAI ARCHITECTS, P.C.**
401 Wellington St. W., 3rd Floor
Toronto, ON M5V 1E7 Canada
TEL: 416 967 1500 FAX: 416 967 7150

STRUCTURAL ENGINEERS:
**WSP CANTOR SEINUK**
228 EAST 45th Street
New York, NY 10017 USA
TEL: 212 687 9888 FAX: 646 487 5501

MEP ENGINEERS:
**AKF GROUP**
165 Broadway, 22nd Floor
New York, NY 10006 USA
TEL: 212 354 5656 FAX: 212 354 5668

GEOTECHNICAL ENGINEERS:
**Langan Engineering & Environmental Services**
21 Penn Plaza - 360 West 31st Street, 8th Floor
New York, NY 10001-2727
TEL: 212 479 5400 FAX: 212 479 5444

CODE CONSULTANTS:
**Construction Consulting Associates**
100 Church Street
New York, NY 10007
TEL: 212 385 1818 FAX: 212 385 1911

CURTAINWALL CONSULTANT:
**AJLP Consulting**
40 Worth Street. Suite 826
New York, NY 10013
TEL: 212 757 5659 FAX: 646 219 8508

LANDMARK/PRESERVATION CONSULTANT:
**Jan Hird Pokorny Associates, Inc.**
39 West 37th Street, 12A
New York, NY 10018
TEL: 212 759 6462 FAX: 212 759 6540

| No. | DESCRIPTION | DATE |
|---|---|---|
| 1 | CD PROGRESS ISSUE 5 | 10 AUG 15 |
| | D.O.B. AMENDMENT 2 | 21 SEP 15 |
| 2 | CD PROGRESS ISSUE 6 | 02 NOV 15 |
| 3 | CD PROGRESS ISSUE 7 | 29 JAN 16 |
| 4 | CD ISSUE 8 - GMP SET | 31 MAR 16 |
| 5 | CD BULLETIN ISSUE - 1 | 22 APR 16 |
| 6 | CD BULLETIN ISSUE - 7 | 14 SEP 16 |
| | D.O.B. AMENDMENT 3 | 03 OCT 16 |

**D.O.B. SUBMISSION**

Discrepancies must be reported immediately to the Architect before proceeding. Only figured dimensions are to be used. Contractors must check all dimensions on site. This drawing is protected by copyright.

ALL DIMENSIONS ARE SHOWN IN IMPERIAL.

CONSULTANT: AAI ARCHITECTS, P.C.

PROJECT:
**217 WEST 57TH STREET**
NEW YORK, NY

DRAWING TITLE:
68TH FLOOR PLAN (RESIDENTIAL AMENITIES) (MFD-100TH FLOOR)

SEAL & SIGNATURE: REGISTERED ARCHITECT WILFRED DAVIZ JAMES No. 026881 STATE OF NEW YORK

| | |
|---|---|
| DATE: | 10 AUG 15 |
| PROJECT No: | 1216-00 |
| DRAWN: Author | REV: 6 |
| CHK: Checker | |
| SCALE: 1/4" = 1'-0" | |
| DWG No: | A-154.01 |
| DOB PAGE No: | 127 of 454 |

DOB EMPLOYEE STAMP: DOB B-SCAN:

36" x 48" Arch E SHEET SIZE
FILE NAME:
PLOT DATE: 10/17/2016 8:26:19 PM

DEPT OF BLDGS 421208305 Job Number
E525175575 Scan Code

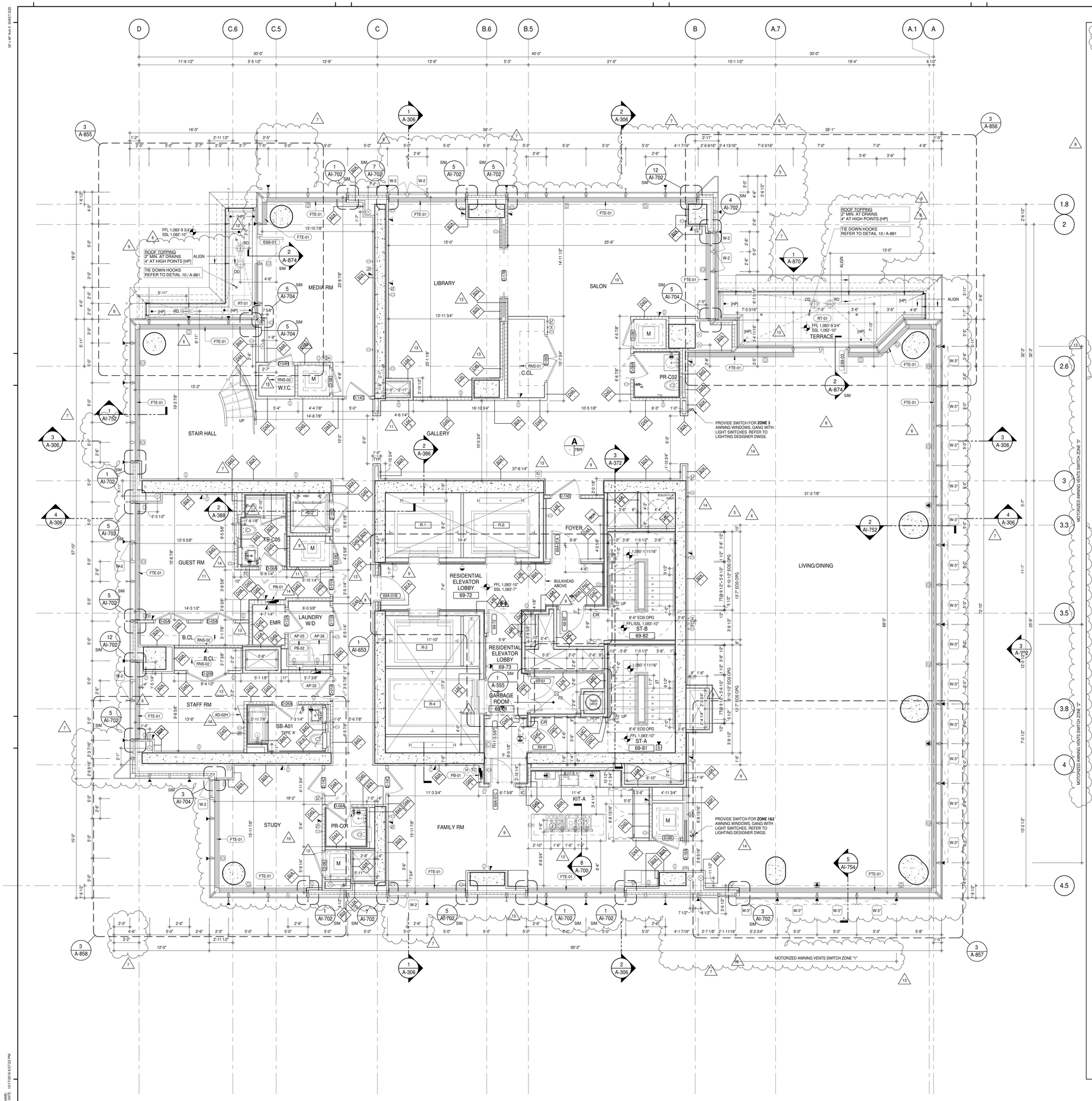


## SHEET NOTES:

C1 DASHED LINE DENOTES EXTENT OF 6" HIGH C.I.P. CONCRETE CURB. WIDTH TO MATCH PARTITION UNLESS OTHERWISE NOTED
ALL CURBS AT DOORWAYS & PATH OF TRAVEL TO BE PAINTED WITH WARNING STRIPS

C2 DASHED LINE DENOTES EXTENT OF 8" HIGH C.I.P. CONCRETE CURB. WIDTH TO MATCH PARTITION UNLESS OTHERWISE NOTED

C3 DASHED LINE DENOTES EXTENT OF 8" HIGH CEMENT BOARD BASE CURB. REFER TO SECTION DETAIL (9) ON SHEET (A-574).

P1 CONCRETE HOUSEKEEPING PAD, HEIGHT, SIZE AND LOCATION TO BE COORDINATED WITH MECHANICAL DRAWINGS.

T1 TOP OF EXISTING STRUCT. SLAB CUT OUT FOR FLOOR RECESSED SLIDING DOOR TRACK ONCE CONSTRUCTION IS COMPLETE.

EDGE OF SLAB IS 11" FROM FACE OF GLASS UNLESS OTHERWISE STATED AND/OR AT SHEAR WALL CONDITIONS.

TEMPORARY SHEAR WALL OPENINGS REQUIRED BY THE CONTRACTOR TO COMPLETE THE PROJECT ARE TO BE IN-FILLED TO MATCH THE WALLS REQUIREMENTS INCLUDING BUT NOT LIMITED TO FIRE RATING, ACOUSTIC PROPERTY, THERMAL PROPERTY, AIR/ VAPOR PERMEABILITY.

ALL SLEEVES SHOULD EXTEND TO MATCH CURB HEIGHT IN ROOMS WITH CURBS FOR TERMINATION OF WATERPROOFING SYSTEM.

## KEYNOTE LEGEND:

| TAG # | DESCRIPTION |
|---|---|
| AD-02H | ACCESS DOOR FLUSH NON RATED 28" X 17" - GYP |
| AP-25 | LARGE ELECTRIC DRYER |
| AP-26 | LARGE WASHING MACHINE |
| AP-32 | RECESSED DRYER VENT BOX - UPWARD VENTING |
| FTE-01 | FIN TUBE ENCLOSURE |
| PB-01 | RESIDENTIAL ELECTRICAL PANELBOARD |
| PB-02 | RESIDENTIAL TELECOM PANELBOARD |
| RNS-01 | ROD AND SHELF (REFER TO AI-880) |
| RNS-02 | ROD AND SHELF (N.I.C) |
| RT-01 | FLUID MEMBRANE WITH CONCRETE PAVERS - TYPE 1 |

KEY PLAN:

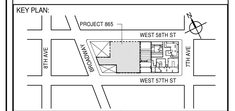


PROJECT NORTH / TRUE NORTH

DEVELOPER:
**EXTELL DEVELOPMENT COMPANY**
805 THIRD AVENUE, 7TH FLOOR
New York, NY 10022 USA
TEL: 212 712 6000 FAX: 212 712 6100

DESIGN ARCHITECT: Base Building Shell & Core
**ADRIAN SMITH + GORDON GILL ARCHITECTURE**
111 WEST MONROE STREET SUITE 2300
CHICAGO IL 60603
TEL: 312 920 1888 FAX: 312 920 1775

INTERIOR DESIGNER: Residential
**Rottet Architecture and Design Studio, PLLC**
298 Fifth Ave, 7th Floor
New York, NY 10001
TEL: 646 998 7000 FAX:

ARCHITECT OF RECORD: Base Building Shell, Core, & Residential
**AAI ARCHITECTS, P.C.**
401 Wellington St. W., 3rd Floor
Toronto, ON M5V 1E7 Canada
TEL: 416 967 1500 FAX: 416 967 7150

STRUCTURAL ENGINEERS:
**WSP CANTOR SEINUK**
228 EAST 45th Street
New York, NY 10017 USA
TEL: 212 687 9888 FAX: 646 487 5501

MEP ENGINEERS:
**AKF GROUP**
165 Broadway, 22nd Floor
New York, NY 10006 USA
TEL: 212 354 5656 FAX: 212 354 5668

GEOTECHNICAL ENGINEERS:
**Langan Engineering & Environmental Services**
21 Penn Plaza - 360 West 31st Street, 8th Floor
New York, NY 10001-2727
TEL: 212 479 5400 FAX: 212 479 5444

CODE CONSULTANTS:
**Construction Consulting Associates**
100 Church Street
New York, NY 10007
TEL: 212 385 1818 FAX: 212 385 1911

CURTAINWALL CONSULTANT:
**AJLP Consulting**
40 Worth Street. Suite 826
New York, NY 10013
TEL: 212 757 5659 FAX: 646 219 8508

LANDMARK/PRESERVATION CONSULTANT:
**Jan Hird Pokorny Associates, Inc.**
39 West 37th Street, 12A
New York, NY 10018
TEL: 212 759 6462 FAX: 212 759 6540

| No. | DESCRIPTION | DATE |
|---|---|---|
| 1 | CD PROGRESS ISSUE 1 | 15 OCT 14 |
| 2 | CD PROGRESS ISSUE 2 | 19 DEC 14 |
| 3 | D.O.B. SUBMISSION | 18 FEB 15 |
| 4 | CD PROGRESS ISSUE 3 | 09 MAR 15 |
| | D.O.B. SUBMISSION | 27 APR 15 |
| 5 | CD PROGRESS ISSUE 4 | 01 JUN 15 |
| 6 | CD PROGRESS ISSUE 5 | 10 AUG 15 |
| | D.O.B. AMENDMENT 2 | 21 SEP 15 |
| 7 | CD PROGRESS ISSUE 6 | 02 NOV 15 |
| 8 | CD PROGRESS ISSUE 7 | 29 JAN 16 |
| 9 | CD ISSUE 8 - GMP SET | 31 MAR 16 |
| 10 | CD BULLETIN ISSUE - 1 | 22 APR 16 |
| 11 | CD BULLETIN ISSUE - 2 | 11 MAY 16 |
| 12 | CD BULLETIN ISSUE - 3 | 25 MAY 16 |
| 13 | CD BULLETIN ISSUE - 5 | 12 AUG 16 |
| 14 | CD BULLETIN ISSUE - 7 | 14 SEP 16 |
| | D.O.B. AMENDMENT 3 | 03 OCT 16 |

0 2' - 0" 4' - 0" 8' - 0"

**D.O.B. SUBMISSION**

Discrepancies must be reported immediately to the Architect before proceeding. Only figured dimensions are to be used. Contractors must check all dimensions on site. This drawing is protected by copyright.

ALL DIMENSIONS ARE SHOWN IN IMPERIAL.

CONSULTANT:
AAI ARCHITECTS, P.C.

PROJECT:
**217 WEST 57TH STREET**
NEW YORK, NY

DRAWING TITLE:
69TH FLOOR PLAN (RESIDENTIAL - TIER 4) (MFD-107TH FLOOR)

SEAL & SIGNATURE: REGISTERED ARCHITECT ANDREW DAVID JAMISON No. 028881 STATE OF NEW YORK

| | |
|---|---|
| DATE: | 15 OCT 14 |
| PROJECT No: | 1216-00 |
| DRAWN: Author | REV: |
| CHK: Checker | 14 |
| SCALE: 1/4" = 1'-0" | |
| DWG No: | A-155.02 |
| DOB PAGE No: | 128 of 454 |

DOB EMPLOYEE STAMP: DOB B-SCAN:

/ISSUED AS: A-154 - CD PROGRESS ISSUE 4 - 01 JUN 15 / ISSUED AS: A-168 - CD PROGRESS ISSUE 3 - 09 MAR 15/

36" x 48" Arch E SHEET SIZE
FILE NAME:
PLOT DATE: 10/17/2016 5:57:22 PM

DEPT OF BLDGS 421263626 Job Number
E3A399772283 Scan Code

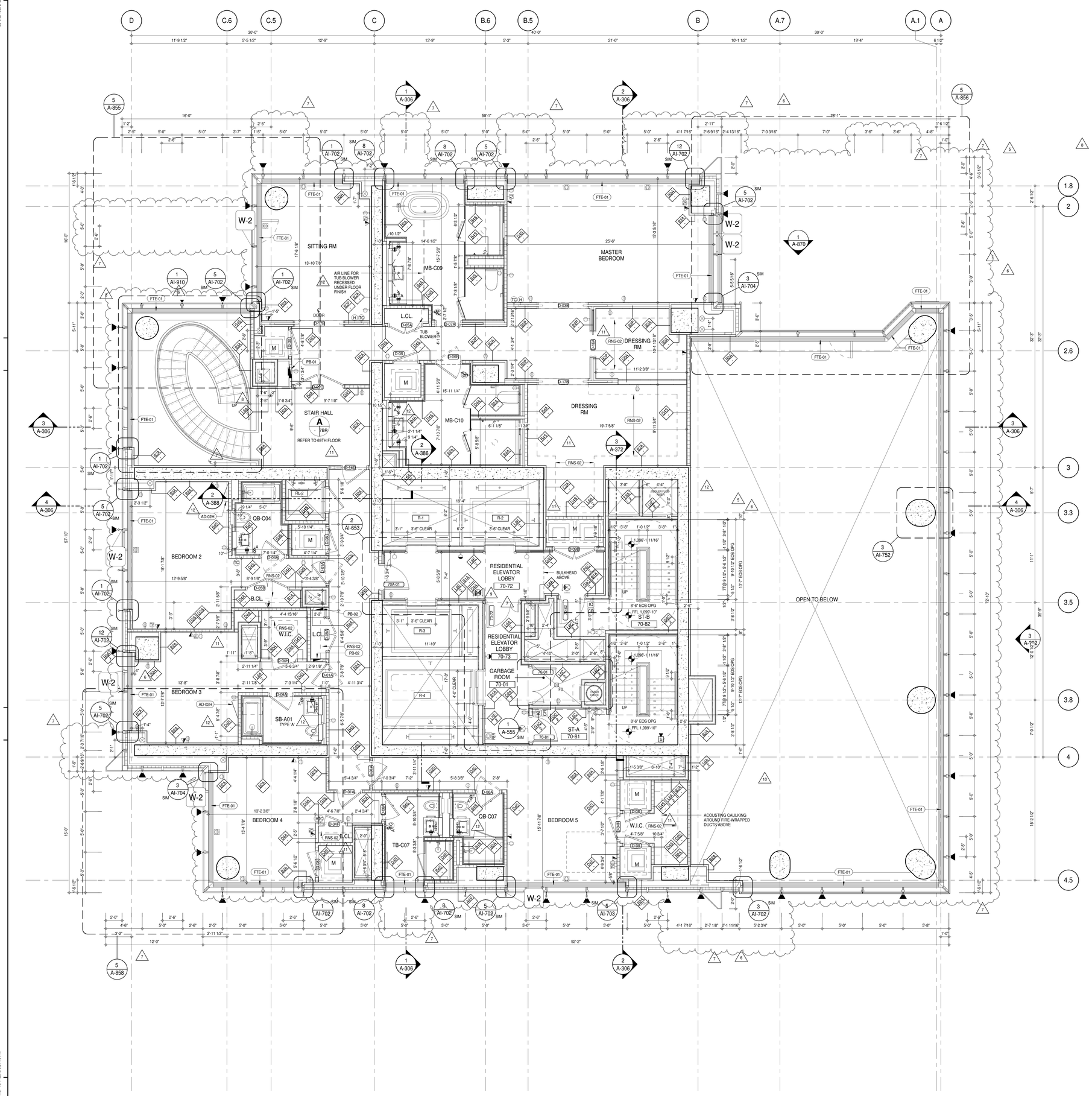


SHEET NOTES:

C1 DASHED LINE DENOTES EXTENT OF 6" HIGH C.I.P. CONCRETE CURB. WIDTH TO MATCH PARTITION UNLESS OTHERWISE NOTED
ALL CURBS AT DOORWAYS & PATH OF TRAVEL TO BE PAINTED WITH WARNING STRIPS.

C2 DASHED LINE DENOTES EXTENT OF 8" HIGH C.I.P. CONCRETE CURB. WIDTH TO MATCH PARTITION UNLESS OTHERWISE NOTED

C3 DASHED LINE DENOTES EXTENT OF 8" HIGH CEMENT BOARD BASE CURB. REFER TO SECTION DETAIL (9) ON SHEET (A-574).

P1 CONCRETE HOUSEKEEPING PAD, HEIGHT, SIZE AND LOCATION TO BE COORDINATED WITH MECHANICAL DRAWINGS.

T1 TOP OF EXISTING STRUCT. SLAB CUT OUT FOR FLOOR RECESSED SLIDING DOOR TRACK ONCE CONSTRUCTION IS COMPLETE.

EDGE OF SLAB IS 11" FROM FACE OF GLASS UNLESS OTHERWISE STATED AND/OR AT SHEAR WALL CONDITIONS.

TEMPORARY SHEAR WALL OPENINGS REQUIRED BY THE CONTRACTOR TO COMPLETE THE PROJECT ARE TO BE IN-FILLED TO MATCH THE WALLS REQUIREMENTS INCLUDING BUT NOT LIMITED TO FIRE RATING, ACOUSTIC PROPERTY, THERMAL PROPERTY, AIR/ VAPOR PERMEABILITY.

ALL SLEEVES SHOULD EXTEND TO MATCH CURB HEIGHT IN ROOMS WITH CURBS FOR TERMINATION OF WATERPROOFING SYSTEM.

KEYNOTE LEGEND:

| TAG # | DESCRIPTION |
|---|---|
| AD-02H | ACCESS DOOR FLUSH NON RATED 28" X 17" - GYP |
| FTE-01 | FIN TUBE ENCLOSURE |
| PB-01 | RESIDENTIAL ELECTRICAL PANELBOARD |
| PB-02 | RESIDENTIAL TELECOM PANELBOARD |
| RNS-02 | ROD AND SHELF (N.I.C) |

KEY PLAN:

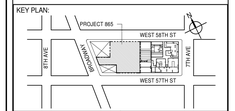


PROJECT NORTH / TRUE NORTH

DEVELOPER:
**EXTELL DEVELOPMENT COMPANY**
805 THIRD AVENUE, 7TH FLOOR
New York, NY 10022 USA
TEL: 212 712 6000 FAX: 212 712 6100

DESIGN ARCHITECT: Base Building Shell & Core
**ADRIAN SMITH + GORDON GILL ARCHITECTURE**
111 WEST MONROE STREET SUITE 2300
CHICAGO IL 60603
TEL: 312 920 1888 FAX: 312 920 1775

INTERIOR DESIGNER: Residential
**Rottet Architecture and Design Studio, PLLC**
298 Fifth Ave, 7th Floor
New York, NY 10001
TEL: 646 998 7000 FAX:

ARCHITECT OF RECORD: Base Building Shell, Core, & Residential
**AAI ARCHITECTS, P.C.**
401 Wellington St. W., 3rd Floor
Toronto, ON M5V 1E7 Canada
TEL: 416 967 1500 FAX: 416 967 7150

STRUCTURAL ENGINEERS:
**WSP CANTOR SEINUK**
228 EAST 45th Street
New York, NY 10017 USA
TEL: 212 687 9888 FAX: 646 487 5501

MEP ENGINEERS:
**AKF GROUP**
165 Broadway, 22nd Floor
New York, NY 10006 USA
TEL: 212 354 5656 FAX: 212 354 5668

GEOTECHNICAL ENGINEERS:
**Langan Engineering & Environmental Services**
21 Penn Plaza - 360 West 31st Street, 8th Floor
New York, NY 10001-2727
TEL: 212 479 5400 FAX: 212 479 5444

CODE CONSULTANTS:
**Construction Consulting Associates**
100 Church Street
New York, NY 10007
TEL: 212 385 1818 FAX: 212 385 1911

CURTAINWALL CONSULTANT:
**AJLP Consulting**
40 Worth Street. Suite 826
New York, NY 10013
TEL: 212 757 5659 FAX: 646 219 8508

LANDMARK/PRESERVATION CONSULTANT:
**Jan Hird Pokorny Associates, Inc.**
39 West 37th Street, 12A
New York, NY 10018
TEL: 212 759 6462 FAX: 212 759 6540

| No. | DESCRIPTION | DATE |
|---|---|---|
| 1 | CD PROGRESS ISSUE 1 | 15 OCT 14 |
| 2 | CD PROGRESS ISSUE 2 | 19 DEC 14 |
| 3 | D.O.B. SUBMISSION | 18 FEB 15 |
| 4 | CD PROGRESS ISSUE 3 | 09 MAR 15 |
| | D.O.B. SUBMISSION | 27 APR 15 |
| 5 | CD PROGRESS ISSUE 4 | 01 JUN 15 |
| 6 | CD PROGRESS ISSUE 5 | 10 AUG 15 |
| | D.O.B. AMENDMENT 2 | 21 SEP 15 |
| 7 | CD PROGRESS ISSUE 6 | 02 NOV 15 |
| 8 | CD PROGRESS ISSUE 7 | 29 JAN 16 |
| 9 | CD ISSUE 8 - GMP SET | 31 MAR 16 |
| 10 | CD BULLETIN ISSUE - 1 | 22 APR 16 |
| 11 | CD BULLETIN ISSUE - 5 | 12 AUG 16 |
| 12 | CD BULLETIN ISSUE - 7 | 14 SEP 16 |
| | D.O.B. AMENDMENT 3 | 03 OCT 16 |

/ISSUED AS: A-155 - CD PROGRESS ISSUE 4 - 01 JUN 15 / ISSUED AS: A-169 - CD PROGRESS ISSUE 3 - 09 MAR 15/

0 2' - 0" 4' - 0" 8' - 0"

**D.O.B. SUBMISSION**

Discrepancies must be reported immediately to the Architect before proceeding. Only figured dimensions are to be used. Contractors must check all dimensions on site. This drawing is protected by copyright.

ALL DIMENSIONS ARE SHOWN IN IMPERIAL.

CONSULTANT: AAI ARCHITECTS, P.C.

PROJECT:
**217 WEST 57TH STREET**
NEW YORK, NY

DRAWING TITLE:
70TH FLOOR PLAN (RESIDENTIAL - TIER 4) (MFD-108TH FLOOR)

SEAL & SIGNATURE: REGISTERED ARCHITECT JOSE DAVID JAMES 028861 STATE OF NEW YORK

| | |
|---|---|
| DATE: | 15 OCT 14 |
| PROJECT No: | 1216-00 |
| DRAWN: Author | REV: 12 |
| CHK: Checker | |
| SCALE: 1/4" = 1'-0" | |
| DWG No: | A-156.02 |
| DOB PAGE No: | 129 of 454 |

DOB EMPLOYEE STAMP: DOB B-SCAN:

36" x 48" Arch E SHEET SIZE
FILE NAME:
PLOT DATE: 10/17/2016 6:57:43 PM

DEPT OF BLDGS 121206305 Job Number
E353257323 Scan Code

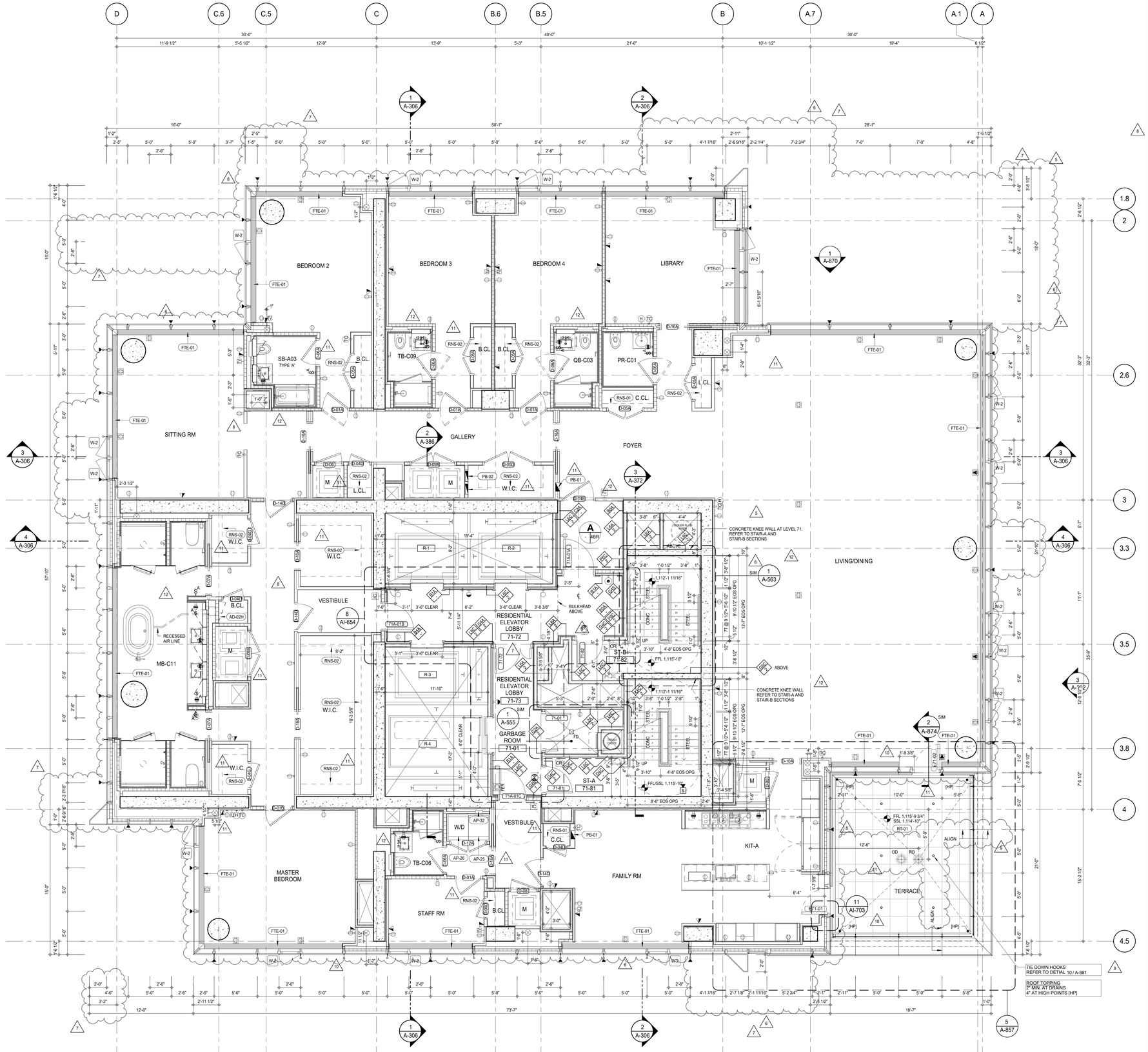


NOTE: FOR DIMENSIONS, VIEW REFERENCES, DOOR TYPES, AND PARTITION TYPES NOT SHOWN, REFER TO DWG 1/A-158

SHEET NOTES:

C1 DASHED LINE DENOTES EXTENT OF 6" HIGH C.I.P. CONCRETE CURB. WIDTH TO MATCH PARTITION UNLESS OTHERWISE NOTED
ALL CURBS AT DOORWAYS & PATH OF TRAVEL TO BE PAINTED WITH WARNING STRIPS

C2 DASHED LINE DENOTES EXTENT OF 8" HIGH C.I.P. CONCRETE CURB. WIDTH TO MATCH PARTITION UNLESS OTHERWISE NOTED

C3 DASHED LINE DENOTES EXTENT OF 8" HIGH CEMENT BOARD BASE CURB. REFER TO SECTION DETAIL (9) ON SHEET (A-574).

P1 CONCRETE HOUSEKEEPING PAD, HEIGHT, SIZE AND LOCATION TO BE COORDINATED WITH MECHANICAL DRAWINGS.

T1 TOP OF EXISTING STRUCT. SLAB CUT OUT FOR FLOOR RECESSED SLIDING DOOR TRACK,ONCE CONSTRUCTION IS COMPLETE.

EDGE OF SLAB IS 11" FROM FACE OF GLASS UNLESS OTHERWISE STATED AND/OR AT SHEAR WALL CONDITIONS.

TEMPORARY SHEAR WALL OPENINGS REQUIRED BY THE CONTRACTOR TO COMPLETE THE PROJECT ARE TO BE IN-FILLED TO MATCH THE WALLS REQUIREMENTS INCLUDING BUT NOT LIMITED TO FIRE RATING, ACOUSTIC PROPERTY, THERMAL PROPERTY, AIR/ VAPOR PERMEABILITY.

ALL SLEEVES SHOULD EXTEND TO MATCH CURB HEIGHT IN ROOMS WITH CURBS FOR TERMINATION OF WATERPROOFING SYSTEM.

KEYNOTE LEGEND:

| TAG # | DESCRIPTION |
|---|---|
| AD-02H | ACCESS DOOR FLUSH NON RATED 28" X 17" - GYP |
| AP-25 | LARGE ELECTRIC DRYER |
| AP-26 | LARGE WASHING MACHINE |
| AP-32 | RECESSED DRYER VENT BOX - UPWARD VENTING |
| FTE-01 | FIN TUBE ENCLOSURE |
| PB-01 | RESIDENTIAL ELECTRICAL PANELBOARD |
| PB-02 | RESIDENTIAL TELECOM PANELBOARD |
| RNS-01 | ROD AND SHELF (REFER TO AI-880) |
| RNS-02 | ROD AND SHELF (N.I.C) |
| RT-01 | FLUID MEMBRANE WITH CONCRETE PAVERS - TYPE 1 |

KEY PLAN:

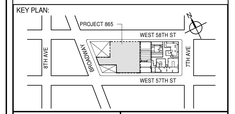


PROJECT NORTH

TRUE NORTH

DEVELOPER:
**EXTELL DEVELOPMENT COMPANY**
805 THIRD AVENUE, 7TH FLOOR
New York, NY 10022 USA
TEL: 212 712 6000 FAX: 212 712 6100

DESIGN ARCHITECT: Base Building Shell & Core
**ADRIAN SMITH + GORDON GILL ARCHITECTURE**
111 WEST MONROE STREET SUITE 2300
CHICAGO IL 60603
TEL: 312 920 1888 FAX: 312 920 1775

INTERIOR DESIGNER: Residential
**Rottet Architecture and Design Studio, PLLC**
298 Fifth Ave, 7th Floor
New York, NY 10001
TEL: 646 998 7000 FAX:

ARCHITECT OF RECORD: Base Building Shell, Core, & Residential
**AAI ARCHITECTS, P.C.**
401 Wellington St. W., 3rd Floor
Toronto, ON M5V 1E7 Canada
TEL: 416 967 1500 FAX: 416 967 7150

STRUCTURAL ENGINEERS:
**WSP CANTOR SEINUK**
228 EAST 45th Street
New York, NY 10017 USA
TEL: 212 687 9888 FAX: 646 487 5501

MEP ENGINEERS:
**AKF GROUP**
165 Broadway, 22nd Floor
New York, NY 10006 USA
TEL: 212 354 5656 FAX: 212 354 5668

GEOTECHNICAL ENGINEERS:
**Langan Engineering & Environmental Services**
21 Penn Plaza - 360 West 31st Street, 8th Floor
New York, NY 10001-2727
TEL: 212 479 5400 FAX: 212 479 5444

CODE CONSULTANTS:
**Construction Consulting Associates**
100 Church Street
New York, NY 10007
TEL: 212 385 1818 FAX: 212 385 1911

CURTAINWALL CONSULTANT:
**AJLP Consulting**
40 Worth Street. Suite 826
New York, NY 10013
TEL: 212 757 5659 FAX: 646 219 8508

LANDMARK/PRESERVATION CONSULTANT:
**Jan Hird Pokorny Associates, Inc.**
39 West 37th Street, 12A
New York, NY 10018
TEL: 212 759 6462 FAX: 212 759 6540

| No. | DESCRIPTION | DATE |
|---|---|---|
| 1 | CD PROGRESS ISSUE 1 | 15 OCT 14 |
| 2 | CD PROGRESS ISSUE 2 | 19 DEC 14 |
| 3 | D.O.B. SUBMISSION | 18 FEB 15 |
| 4 | CD PROGRESS ISSUE 3 | 09 MAR 15 |
| 5 | CD PROGRESS ISSUE 4 | 01 JUN 15 |
| 6 | CD PROGRESS ISSUE 5 | 10 AUG 15 |
| | D.O.B. AMENDMENT 2 | 21 SEP 15 |
| 7 | CD PROGRESS ISSUE 6 | 02 NOV 15 |
| 8 | CD PROGRESS ISSUE 7 | 29 JAN 16 |
| 9 | CD ISSUE 8 - GMP SET | 31 MAR 16 |
| 10 | CD BULLETIN ISSUE - 3 | 25 MAY 16 |
| 11 | CD BULLETIN ISSUE - 5 | 12 AUG 16 |
| 12 | CD BULLETIN ISSUE - 7 | 14 SEP 16 |
| | D.O.B. AMENDMENT 3 | 03 OCT 16 |

/ISSUED AS: A-156 - CD PROGRESS ISSUE 4 - 01 JUN 15/ ISSUED AS: A-170 - CD PROGRESS ISSUE 3 - 09 MAR 15/

0 2' - 0" 4' - 0" 8' - 0"

**D.O.B. SUBMISSION**

Discrepancies must be reported immediately to the Architect before proceeding. Only figured dimensions are to be used. Contractors must check all dimensions on site. This drawing is protected by copyright.

ALL DIMENSIONS ARE SHOWN IN IMPERIAL.

CONSULTANT:
AAI ARCHITECTS, P.C.

PROJECT:
**217 WEST 57TH STREET**
NEW YORK, NY

DRAWING TITLE:
71ST FLOOR PLAN (RESIDENTIAL - TIER 4) (MFD-109TH FLOOR)

SEAL & SIGNATURE:
REGISTERED ARCHITECT RICHARD DAVID JAMESON No. 028881 STATE OF NEW YORK

| | |
|---|---|
| DATE: | 15 OCT 14 |
| PROJECT No: | 1216-00 |
| DRAWN: Author | REV: |
| CHK: Checker | 12 |
| SCALE: 1/4" = 1'-0" | |
| DWG No: | A-157.02 |
| DOB PAGE No: | 130 of 454 |

DOB EMPLOYEE STAMP:

DOB B-SCAN:

36" x 48" Arch E SHEET SIZE
FILE NAME:
PLOT DATE: 10/17/2016 5:58:14 PM

DEPT OF BLDGS 421262606 Job Number
E366363317PS Scan Code

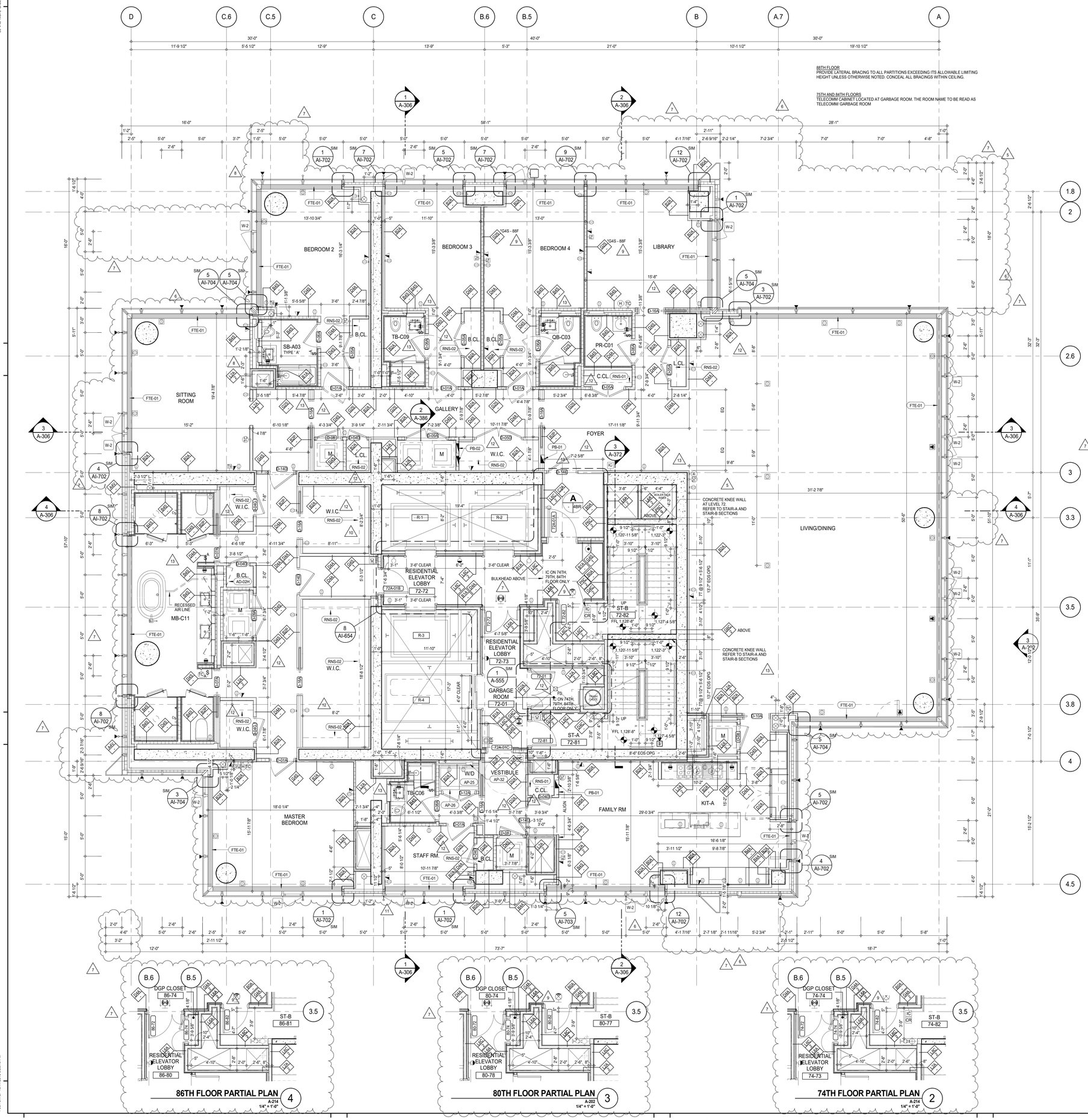


86TH FLOOR PARTIAL PLAN (4) A-214 1/4" = 1'-0"

80TH FLOOR PARTIAL PLAN (3) A-202 1/4" = 1'-0"

74TH FLOOR PARTIAL PLAN (2) A-214 1/4" = 1'-0"

88TH FLOOR
PROVIDE LATERAL BRACING TO ALL PARTITIONS EXCEEDING ITS ALLOWABLE LIMITING HEIGHT UNLESS OTHERWISE NOTED. CONCEAL ALL BRACINGS WITHIN CEILING.

75TH AND 84TH FLOORS
TELECOMM CABINET LOCATED AT GARBAGE ROOM. THE ROOM NAME TO BE READ AS TELECOMM/ GARBAGE ROOM

## SHEET NOTES:

- C1 — DASHED LINE DENOTES EXTENT OF 6" HIGH C.I.P. CONCRETE CURB. WIDTH TO MATCH PARTITION UNLESS OTHERWISE NOTED. ALL CURBS AT DOORWAYS & PATH OF TRAVEL TO BE PAINTED WITH WARNING STRIPS
- C2 — DASHED LINE DENOTES EXTENT OF 6" HIGH C.I.P. CONCRETE CURB. WIDTH TO MATCH PARTITION UNLESS OTHERWISE NOTED
- C3 — DASHED LINE DENOTES EXTENT OF 8" HIGH CEMENT BOARD BASE CURB. REFER TO SECTION DETAIL (9) ON SHEET (A-574).
- P1 — CONCRETE HOUSEKEEPING PAD. HEIGHT, SIZE AND LOCATION TO BE COORDINATED WITH MECHANICAL DRAWINGS.
- T1 — TOP OF EXISTING STRUCT. SLAB CUT OUT FOR FLOOR RECESSED SLIDING DOOR TRACK ONCE CONSTRUCTION IS COMPLETE.

EDGE OF SLAB IS 11" FROM FACE OF GLASS UNLESS OTHERWISE STATED AND/OR AT SHEAR WALL CONDITIONS.

TEMPORARY SHEAR WALL OPENINGS REQUIRED BY THE CONTRACTOR TO COMPLETE THE PROJECT ARE TO BE IN-FILLED TO MATCH THE WALLS REQUIREMENTS INCLUDING BUT NOT LIMITED TO FIRE RATING, ACOUSTIC PROPERTY, THERMAL PROPERTY, AIR/ VAPOR PERMEABILITY.

ALL SLFVFS SHOULD EXTEND TO MATCH CURB HEIGHT IN ROOMS WITH CURBS FOR 86TH FLOOR, OF WATERPROOFING SYSTEM.
PROVIDE LATERAL BRACING TO ALL PARTITIONS EXCEEDING ITS ALLOWABLE LIMITING HEIGHT UNLESS OTHERWISE NOTED. CONCEAL ALL BRACINGS WITHIN CEILING.

75TH AND 84TH FLOORS
TELECOMM CABINET LOCATED AT GARBAGE ROOM. THE ROOM NAME TO BE READ AS TELECOMM / GARBAGE ROOM

## KEYNOTE LEGEND:

| TAG # | DESCRIPTION |
|---|---|
| AD-02H | ACCESS DOOR FLUSH NON RATED 28" X 17" - GYP |
| AP-25 | LARGE ELECTRIC DRYER |
| AP-26 | LARGE WASHING MACHINE |
| AP-32 | RECESSED DRYER VENT BOX - UPWARD VENTING |
| FTE-01 | FIN TUBE ENCLOSURE |
| PB-01 | RESIDENTIAL ELECTRICAL PANELBOARD |
| PB-02 | RESIDENTIAL TELECOM PANELBOARD |
| RNS-01 | ROD AND SHELF (REFER TO AI-880) |
| RNS-02 | ROD AND SHELF (N.I.C) |

KEY PLAN:

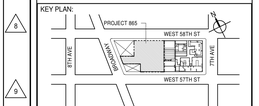


PROJECT NORTH / TRUE NORTH

DEVELOPER:
**EXTELL DEVELOPMENT COMPANY**
805 THIRD AVENUE, 7TH FLOOR
New York, NY 10022 USA
TEL: 212 712 6000 FAX: 212 712 6100

DESIGN ARCHITECT: Base Building Shell & Core
**ADRIAN SMITH + GORDON GILL ARCHITECTURE**
111 WEST MONROE STREET SUITE 2300
CHICAGO IL 60603
TEL: 312 920 1888 FAX: 312 920 1775

INTERIOR DESIGNER: Residential
**Rottet Architecture and Design Studio, PLLC**
298 Fifth Ave, 7th Floor
New York, NY 10001
TEL: 646 998 7000 FAX:

ARCHITECT OF RECORD: Base Building Shell, Core, & Residential
**AAI ARCHITECTS, P.C.**
401 Wellington St. W., 3rd Floor
Toronto, ON M5V 1E7 Canada
TEL: 416 967 1500 FAX: 416 967 7150

STRUCTURAL ENGINEERS:
**WSP CANTOR SEINUK**
228 EAST 45th Street
New York, NY 10017 USA
TEL: 212 687 9888 FAX: 646 487 5501

MEP ENGINEERS:
**AKF GROUP**
165 Broadway, 22nd Floor
New York, NY 10006 USA
TEL: 212 354 5656 FAX: 212 354 5668

GEOTECHNICAL ENGINEERS:
**Langan Engineering & Environmental Services**
21 Penn Plaza - 360 West 31st Street, 8th Floor
New York, NY 10001-2727
TEL: 212 479 5400 FAX: 212 479 5444

CODE CONSULTANTS:
**Construction Consulting Associates**
100 Church Street
New York, NY 10007
TEL: 212 385 1818 FAX: 212 385 1911

CURTAINWALL CONSULTANT:
**AJLP Consulting**
40 Worth Street. Suite 826
New York, NY 10013
TEL: 212 757 5659 FAX: 646 219 8508

LANDMARK/PRESERVATION CONSULTANT:
**Jan Hird Pokorny Associates, Inc.**
39 West 37th Street, 12A
New York, NY 10018
TEL: 212 759 6462 FAX: 212 759 6540

| No. | DESCRIPTION | DATE |
|---|---|---|
| 1 | CD PROGRESS ISSUE 1 | 15 OCT 14 |
| 2 | CD PROGRESS ISSUE 2 | 19 DEC 14 |
| 3 | D.O.B. SUBMISSION | 18 FEB 15 |
| 4 | CD PROGRESS ISSUE 3 | 09 MAR 15 |
| | D.O.B. SUBMISSION | 27 APR 15 |
| 5 | CD PROGRESS ISSUE 4 | 01 JUN 15 |
| 6 | CD PROGRESS ISSUE 5 | 10 AUG 15 |
| | D.O.B. AMENDMENT 2 | 21 SEP 15 |
| 7 | CD PROGRESS ISSUE 6 | 02 NOV 15 |
| 8 | CD PROGRESS ISSUE 7 | 29 JAN 16 |
| 9 | CD ISSUE 8 - GMP SET | 31 MAR 16 |
| 10 | CD BULLETIN ISSUE - 2 | 11 MAY 16 |
| 11 | CD BULLETIN ISSUE - 3 | 25 MAY 16 |
| 12 | CD BULLETIN ISSUE - 5 | 12 AUG 16 |
| 13 | CD BULLETIN ISSUE - 7 | 14 SEP 16 |
| | D.O.B. AMENDMENT 3 | 03 OCT 16 |

0 2' - 0" 4' - 0" 8' - 0"

**D.O.B. SUBMISSION**

Discrepancies must be reported immediately to the Architect before proceeding. Only figured dimensions are to be used. Contractors must check all dimensions on site. This drawing is protected by copyright.

ALL DIMENSIONS ARE SHOWN IN IMPERIAL.

CONSULTANT: AAI ARCHITECTS, P.C.

PROJECT:
**217 WEST 57TH STREET**
NEW YORK, NY

DRAWING TITLE:
72ND-88TH FLOOR PLAN (RESIDENTIAL - TIER 4) (MFD-110TH-126TH FLOOR)

SEAL & SIGNATURE: REGISTERED ARCHITECT DAVID JANSSEN No. 028681 STATE OF NEW YORK

| | |
|---|---|
| DATE: | 15 OCT 14 |
| PROJECT No: | 1216-00 |
| DRAWN: Author | REV: 13 |
| CHK: Checker | |
| SCALE: 1/4" = 1'-0" | |
| DWG No: | A-158.02 |
| DOB PAGE No: | 131 of 454 |

DOB EMPLOYEE STAMP: DOB B-SCAN:

/ISSUED AS: A-157 - CD PROGRESS ISSUE 4 - 01 JUN 15 /ISSUED AS: A-171 - CD PROGRESS ISSUE 3 - 09 MAR 15/

36" x 48" Arch E SHEET SIZE
FILE NAME:
PLOT DATE: 10/17/2016 5:58:49 PM

DEPT OF BLDGS 421258305 Job Number
E3349903312 Scan Code

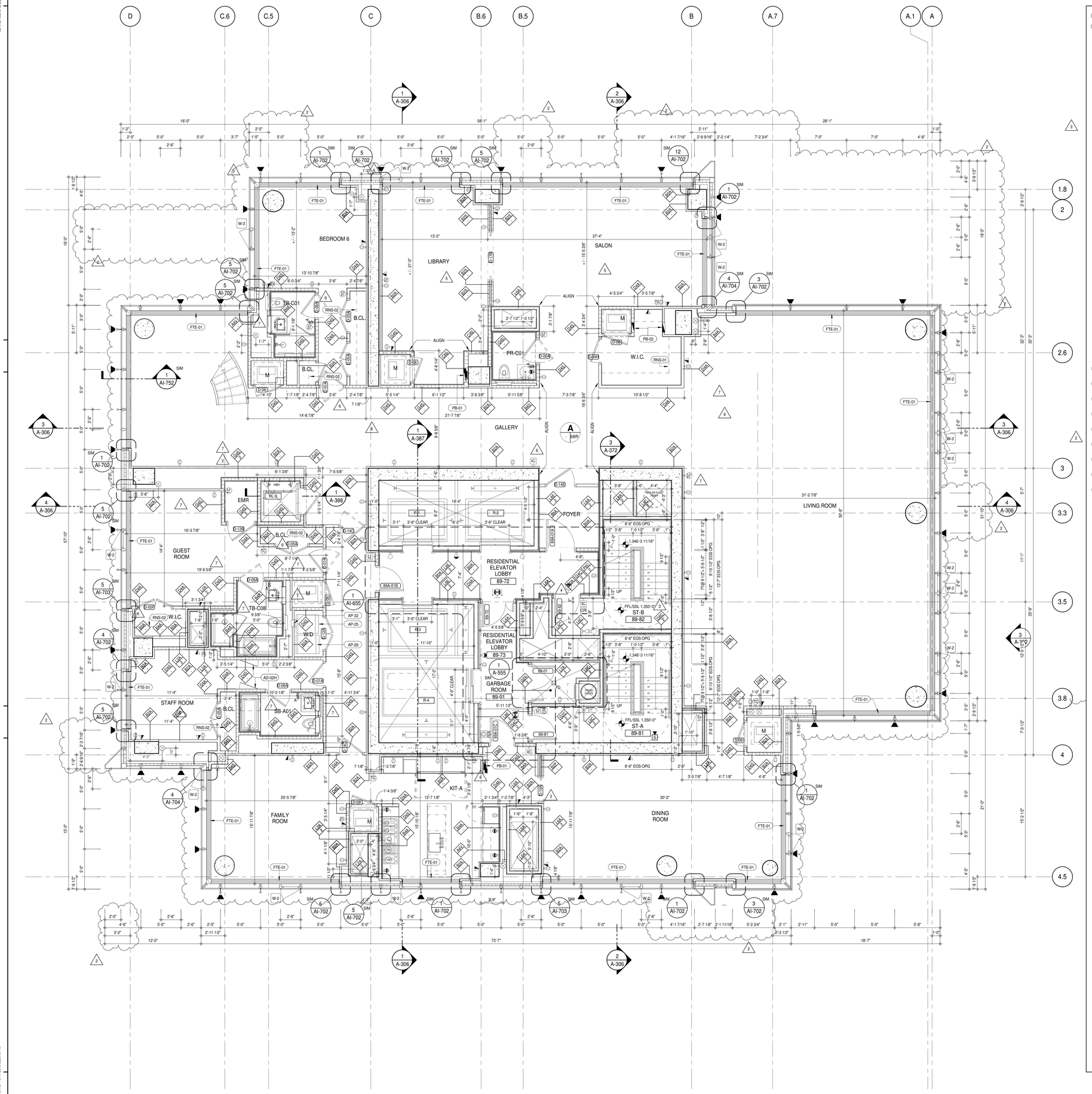


## SHEET NOTES:

- C1 — DASHED LINE DENOTES EXTENT OF 6" HIGH C.I.P. CONCRETE CURB. WIDTH TO MATCH PARTITION UNLESS OTHERWISE NOTED. ALL CURBS AT DOORWAYS & PATH OF TRAVEL TO BE PAINTED WITH WARNING STRIPS
- C2 — DASHED LINE DENOTES EXTENT OF 8" HIGH C.I.P. CONCRETE CURB. WIDTH TO MATCH PARTITION UNLESS OTHERWISE NOTED
- C3 — DASHED LINE DENOTES EXTENT OF 8" HIGH CEMENT BOARD BASE CURB. REFER TO SECTION DETAIL (9) ON SHEET (A-574).
- P1 — CONCRETE HOUSEKEEPING PAD, HEIGHT, SIZE AND LOCATION TO BE COORDINATED WITH MECHANICAL DRAWINGS.
- T1 — TOP OF EXISTING STRUCT. SLAB CUT OUT FOR FLOOR RECESSED SLIDING DOOR TRACK ONCE CONSTRUCTION IS COMPLETE.

EDGE OF SLAB IS 11" FROM FACE OF GLASS UNLESS OTHERWISE STATED AND/OR AT SHEAR WALL CONDITIONS.

TEMPORARY SHEAR WALL OPENINGS REQUIRED BY THE CONTRACTOR TO COMPLETE THE PROJECT ARE TO BE IN-FILLED TO MATCH THE WALLS REQUIREMENTS INCLUDING BUT NOT LIMITED TO FIRE RATING, ACOUSTIC PROPERTY, THERMAL PROPERTY, AIR/ VAPOR PERMEABILITY.

ALL SLEEVES SHOULD EXTEND TO MATCH CURB HEIGHT IN ROOMS WITH CURBS FOR TERMINATION OF WATERPROOFING SYSTEM.

## KEYNOTE LEGEND:

| TAG # | DESCRIPTION |
|---|---|
| AD-02H | ACCESS DOOR FLUSH NON RATED 28" X 17" - GYP |
| AP-25 | LARGE ELECTRIC DRYER |
| AP-26 | LARGE WASHING MACHINE |
| AP-32 | RECESSED DRYER VENT BOX - UPWARD VENTING |
| FTE-01 | FIN TUBE ENCLOSURE |
| PB-01 | RESIDENTIAL ELECTRICAL PANELBOARD |
| PB-02 | RESIDENTIAL TELECOM PANELBOARD |
| RNS-01 | ROD AND SHELF (REFER TO AI-880) |
| RNS-02 | ROD AND SHELF (N.I.C) |

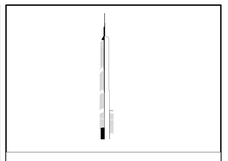

KEY PLAN:

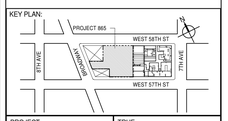


PROJECT NORTH / TRUE NORTH

DEVELOPER:
**EXTELL DEVELOPMENT COMPANY**
805 THIRD AVENUE, 7TH FLOOR
New York, NY 10022 USA
TEL: 212 712 6000 FAX: 212 712 6100

DESIGN ARCHITECT: Base Building Shell & Core
**ADRIAN SMITH + GORDON GILL ARCHITECTURE**
111 WEST MONROE STREET SUITE 2300
CHICAGO IL 60603
TEL: 312 920 1888 FAX: 312 920 1775

INTERIOR DESIGNER: Residential
**Rottet Architecture and Design Studio, PLLC**
298 Fifth Ave, 7th Floor
New York, NY 10001
TEL: 646 998 7000 FAX:

ARCHITECT OF RECORD: Base Building Shell, Core, & Residential
**AAI ARCHITECTS, P.C.**
401 Wellington St. W., 3rd Floor
Toronto, ON M5V 1E7 Canada
TEL: 416 967 1500 FAX: 416 967 7150

STRUCTURAL ENGINEERS:
**WSP CANTOR SEINUK**
228 EAST 45th Street
New York, NY 10017 USA
TEL: 212 687 9888 FAX: 646 487 5501

MEP ENGINEERS:
**AKF GROUP**
165 Broadway, 22nd Floor
New York, NY 10006 USA
TEL: 212 354 5656 FAX: 212 354 5668

GEOTECHNICAL ENGINEERS:
**Langan Engineering & Environmental Services**
21 Penn Plaza - 360 West 31st Street, 8th Floor
New York, NY 10001-2727
TEL: 212 479 5400 FAX: 212 479 5444

CODE CONSULTANTS:
**Construction Consulting Associates**
100 Church Street
New York, NY 10007
TEL: 212 385 1818 FAX: 212 385 1911

CURTAINWALL CONSULTANT:
**AJLP Consulting**
40 Worth Street. Suite 826
New York, NY 10013
TEL: 212 757 5659 FAX: 646 219 8508

LANDMARK/PRESERVATION CONSULTANT:
**Jan Hird Pokorny Associates, Inc.**
39 West 37th Street, 12A
New York, NY 10018
TEL: 212 759 6462 FAX: 212 759 6540

| No. | DESCRIPTION | DATE |
|---|---|---|
| 1 | CD PROGRESS ISSUE 5 | 10 AUG 15 |
| | D.O.B. AMENDMENT 2 | 21 SEP 15 |
| 2 | CD PROGRESS ISSUE 6 | 02 NOV 15 |
| 3 | CD PROGRESS ISSUE 7 | 29 JAN 16 |
| 4 | CD ISSUE 8 - GMP SET | 31 MAR 16 |
| 5 | CD BULLETIN ISSUE - 1 | 22 APR 16 |
| 6 | CD BULLETIN ISSUE - 5 | 12 AUG 16 |
| 7 | CD BULLETIN ISSUE - 7 | 14 SEP 16 |
| | D.O.B. AMENDMENT 3 | 03 OCT 16 |

**D.O.B. SUBMISSION**

Discrepancies must be reported immediately to the Architect before proceeding. Only figured dimensions are to be used. Contractors must check all dimensions on site. This drawing is protected by copyright.

ALL DIMENSIONS ARE SHOWN IN IMPERIAL.

CONSULTANT: AAI ARCHITECTS, P.C.

PROJECT:
**217 WEST 57TH STREET**
NEW YORK, NY

DRAWING TITLE:
89TH FLOOR PLAN (RESIDENTIAL - TIER 4) (MFD-127TH FLOOR)

SEAL & SIGNATURE: REGISTERED ARCHITECT RICHARD DAVID JAMES 028861 STATE OF NEW YORK

| | |
|---|---|
| DATE: | 10 AUG 15 |
| PROJECT No: | 1216-00 |
| DRAWN: Author / CHK: Checker | REV: 7 |
| SCALE: 1/4" = 1'-0" | |
| DWG No: | A-159.01 |
| DOB PAGE No: | 132 of 454 |

DOB EMPLOYEE STAMP: DOB B-SCAN:

36" x 48" Arch E SHEET SIZE
FILE NAME: 1001T001R-B-SDR-MP.PM
PLOT DATE: 10/17/2016 8:50:46 PM

DEPT OF BLDGS 121263505 Job Number
E300563194D Scan Code

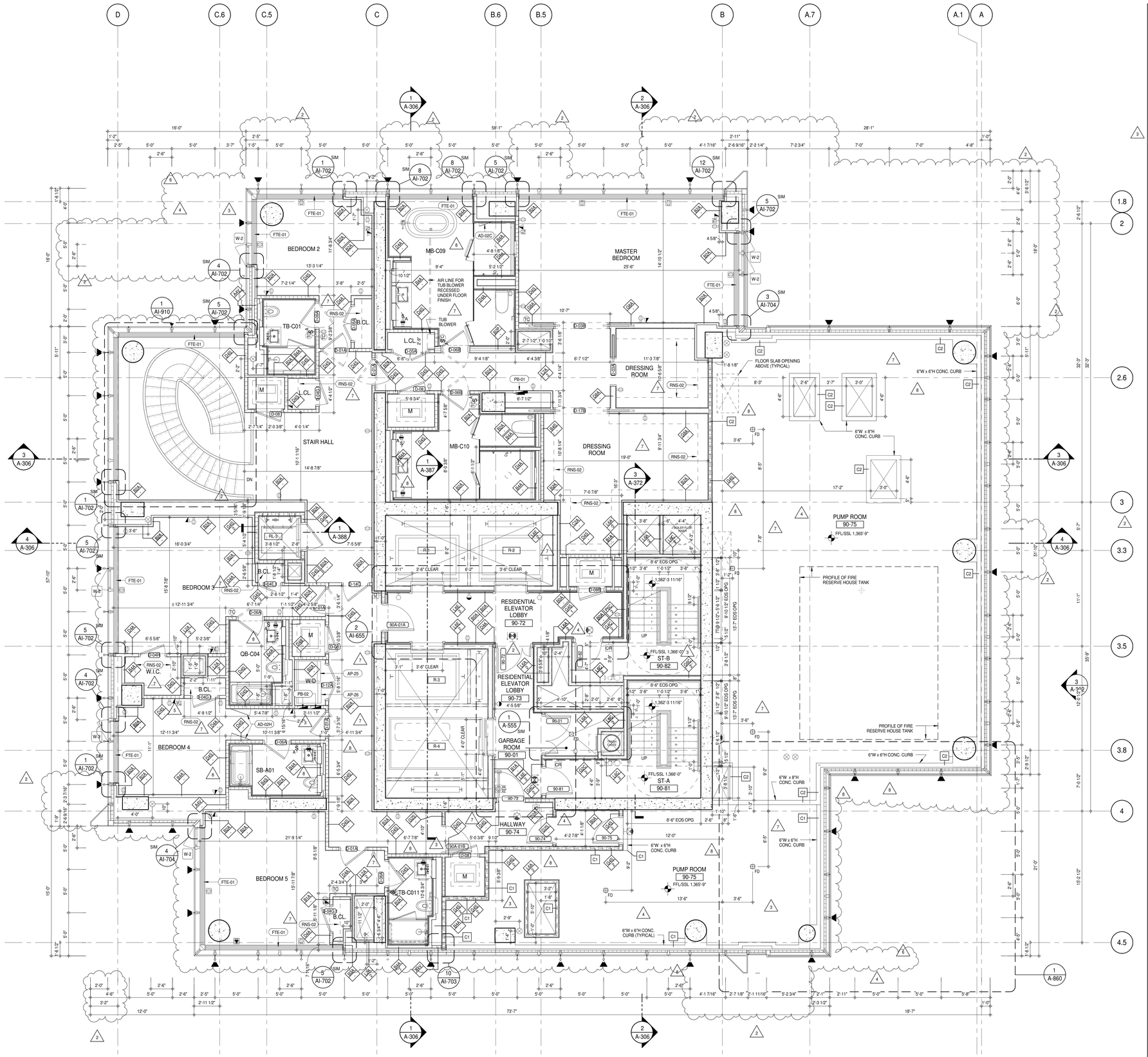


SHEET NOTES:

C1 DASHED LINE DENOTES EXTENT OF 6" HIGH C.I.P. CONCRETE CURB. WIDTH TO MATCH PARTITION UNLESS OTHERWISE NOTED ALL CURBS AT DOORWAYS & PATH OF TRAVEL TO BE PAINTED WITH WARNING STRIPS

C2 DASHED LINE DENOTES EXTENT OF 6" HIGH C.I.P. CONCRETE CURB. WIDTH TO MATCH PARTITION UNLESS OTHERWISE NOTED

C3 DASHED LINE DENOTES EXTENT OF 8" HIGH CEMENT BOARD BASE CURB. REFER TO SECTION DETAIL (9) ON SHEET (A-574).

P1 CONCRETE HOUSEKEEPING PAD, HEIGHT, SIZE AND LOCATION TO BE COORDINATED WITH MECHANICAL DRAWINGS.

T1 TOP OF EXISTING STRUCT. SLAB CUT OUT FOR FLOOR RECESSED SLIDING DOOR TRACK ONCE CONSTRUCTION IS COMPLETE.

EDGE OF SLAB IS 11" FROM FACE OF GLASS UNLESS OTHERWISE STATED AND/OR AT SHEAR WALL CONDITIONS.

TEMPORARY SHEAR WALL OPENINGS REQUIRED BY THE CONTRACTOR TO COMPLETE THE PROJECT ARE TO BE IN-FILLED TO MATCH THE WALLS REQUIREMENTS INCLUDING BUT NOT LIMITED TO FIRE RATING, ACOUSTIC PROPERTY, THERMAL PROPERTY, AIR/ VAPOR PERMEABILITY.

ALL SLEEVES SHOULD EXTEND TO MATCH CURB HEIGHT IN ROOMS WITH CURBS FOR TERMINATION OF WATERPROOFING SYSTEM.

KEYNOTE LEGEND:

| TAG # | DESCRIPTION |
|---|---|
| AD-02C | ACCESS DOOR FLUSH NON RATED 18" x 18" - GYP |
| AD-02H | ACCESS DOOR FLUSH NON RATED 28" X 17" - GYP |
| AP-25 | LARGE ELECTRIC DRYER |
| AP-26 | LARGE WASHING MACHINE |
| FTE-01 | FIN TUBE ENCLOSURE |
| PB-01 | RESIDENTIAL ELECTRICAL PANELBOARD |
| PB-02 | RESIDENTIAL TELECOM PANELBOARD |
| RNS-02 | ROD AND SHELF (N.I.C) |

KEY PLAN:

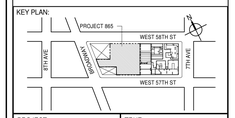


PROJECT NORTH / TRUE NORTH

DEVELOPER:
**EXTELL DEVELOPMENT COMPANY**
805 THIRD AVENUE, 7TH FLOOR
New York, NY 10022 USA
TEL: 212 712 6000 FAX: 212 712 6100

DESIGN ARCHITECT: Base Building Shell & Core
**ADRIAN SMITH + GORDON GILL ARCHITECTURE**
111 WEST MONROE STREET SUITE 2300
CHICAGO IL 60603
TEL: 312 920 1888 FAX: 312 920 1775

INTERIOR DESIGNER: Residential
**Rottet Architecture and Design Studio, PLLC**
298 Fifth Ave, 7th Floor
New York, NY 10001
TEL: 646 998 7000 FAX:

ARCHITECT OF RECORD: Base Building Shell, Core, & Residential
**AAI ARCHITECTS, P.C.**
401 Wellington St. W., 3rd Floor
Toronto, ON M5V 1E7 Canada
TEL: 416 967 1500 FAX: 416 967 7150

STRUCTURAL ENGINEERS:
**WSP CANTOR SEINUK**
228 EAST 45th Street
New York, NY 10017 USA
TEL: 212 687 9888 FAX: 646 487 5501

MEP ENGINEERS:
**AKF GROUP**
165 Broadway, 22nd Floor
New York, NY 10006 USA
TEL: 212 354 5656 FAX: 212 354 5668

GEOTECHNICAL ENGINEERS:
**Langan Engineering & Environmental Services**
21 Penn Plaza - 360 West 31st Street, 8th Floor
New York, NY 10001-2727
TEL: 212 479 5400 FAX: 212 479 5444

CODE CONSULTANTS:
**Construction Consulting Associates**
100 Church Street
New York, NY 10007
TEL: 212 385 1818 FAX: 212 385 1911

CURTAINWALL CONSULTANT:
**AJLP Consulting**
40 Worth Street. Suite 826
New York, NY 10013
TEL: 212 757 5659 FAX: 646 219 8508

LANDMARK/PRESERVATION CONSULTANT:
**Jan Hird Pokorny Associates, Inc.**
39 West 37th Street, 12A
New York, NY 10018
TEL: 212 759 6462 FAX: 212 759 6540

| No. | DESCRIPTION | DATE |
|---|---|---|
| 1 | CD PROGRESS ISSUE 5 | 10 AUG 15 |
| | D.O.B. AMENDMENT 2 | 21 SEP 15 |
| 2 | CD PROGRESS ISSUE 6 | 02 NOV 15 |
| 3 | CD PROGRESS ISSUE 7 | 29 JAN 16 |
| 4 | CD ISSUE 8 - GMP SET | 31 MAR 16 |
| 5 | CD BULLETIN ISSUE - 1 | 22 APR 16 |
| 6 | CD BULLETIN ISSUE - 3 | 25 MAY 16 |
| 7 | CD BULLETIN ISSUE - 5 | 12 AUG 16 |
| 8 | CD BULLETIN ISSUE - 7 | 14 SEP 16 |
| | D.O.B. AMENDMENT 3 | 03 OCT 16 |

**D.O.B. SUBMISSION**

Discrepancies must be reported immediately to the Architect before proceeding. Only figured dimensions are to be used. Contractors must check all dimensions on site. This drawing is protected by copyright.

ALL DIMENSIONS ARE SHOWN IN IMPERIAL.

CONSULTANT: AAI ARCHITECTS, P.C.

PROJECT:
**217 WEST 57TH STREET**
NEW YORK, NY

DRAWING TITLE:
90TH FLOOR PLAN (RESIDENTIAL - TIER 4) (MFD-128TH FLOOR)

SEAL & SIGNATURE: REGISTERED ARCHITECT ADRIAN DAVID LANGER 026885 STATE OF NEW YORK

| | |
|---|---|
| DATE: | 10 AUG 15 |
| PROJECT No: | 1216-00 |
| DRAWN: Author | REV: 8 |
| CHK: Checker | |
| SCALE: 1/4" = 1'-0" | |
| DWG No: | A-160.01 |
| DOB PAGE No: | 133 of 454 |

DOB EMPLOYEE STAMP: DOB B-SCAN:

36" x 48" Arch E SHEET SIZE
FILE NAME:
PLOT DATE: 10/17/2016 6:27:19 PM

DEPT OF BLDGS 421263426 Job Number
E533495420 Scan Code

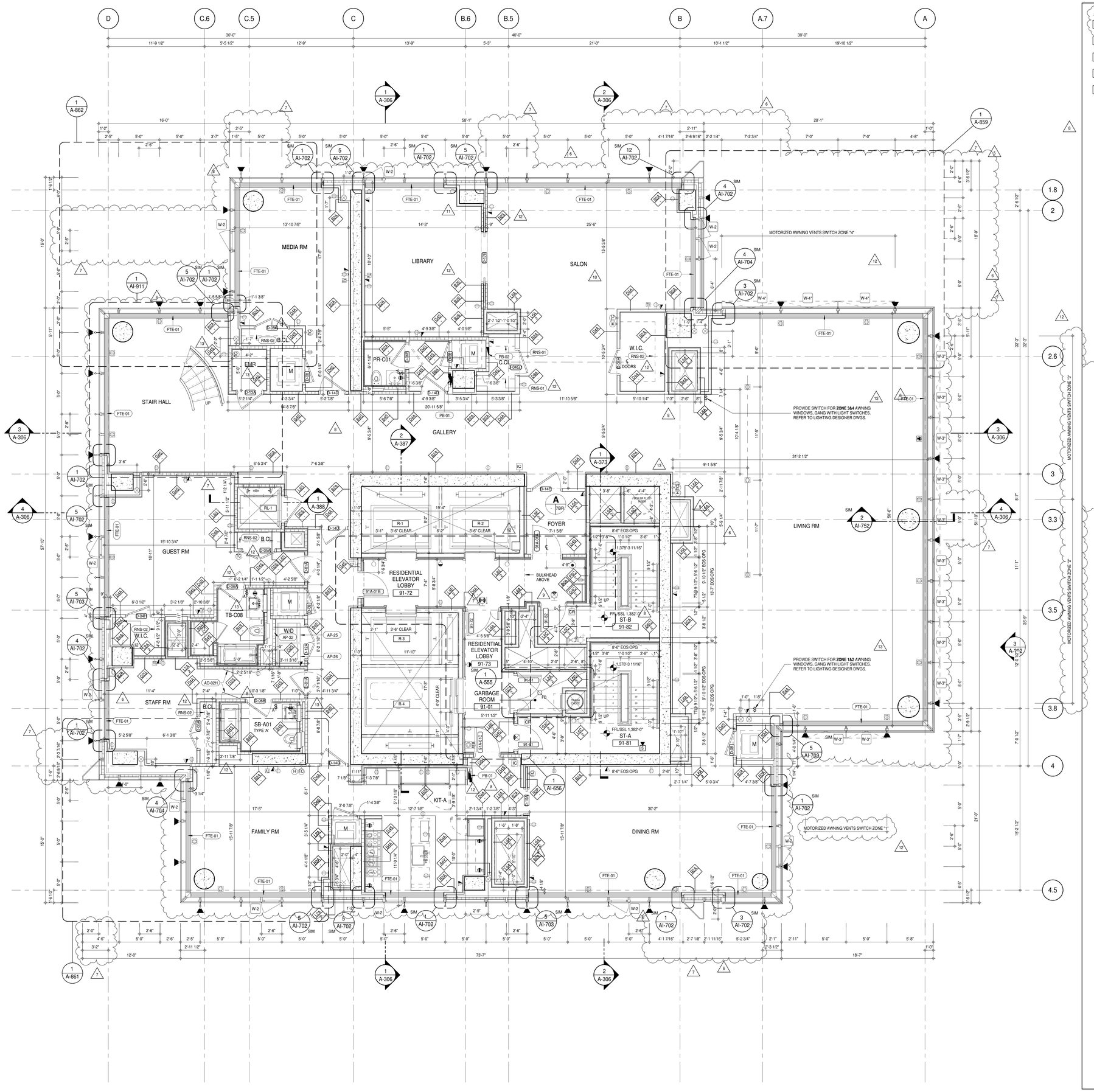


## SHEET NOTES:

- C1 — DASHED LINE DENOTES EXTENT OF 6" HIGH C.I.P. CONCRETE CURB. WIDTH TO MATCH PARTITION UNLESS OTHERWISE NOTED ALL CURBS AT DOORWAYS & EACH OF TRAVEL TO BE PAINTED WITH WARNING STRIPS
- C2 — DASHED LINE DENOTES EXTENT OF 8" HIGH C.I.P. CONCRETE CURB. WIDTH TO MATCH PARTITION UNLESS OTHERWISE NOTED
- C3 — DASHED LINE DENOTES EXTENT OF 8" HIGH CEMENT BOARD BASE CURB. REFER TO SECTION DETAIL (9) ON SHEET (A-574).
- P1 — CONCRETE HOUSEKEEPING PAD, HEIGHT, SIZE AND LOCATION TO BE COORDINATED WITH MECHANICAL DRAWINGS.
- T1 — TOP OF EXISTING STRUCT. SLAB CUT OUT FOR FLOOR RECESSED SLIDING DOOR TRACK ONCE CONSTRUCTION IS COMPLETE.

EDGE OF SLAB IS 11" FROM FACE OF GLASS UNLESS OTHERWISE STATED AND/OR AT SHEAR WALL CONDITIONS.

TEMPORARY SHEAR WALL OPENINGS REQUIRED BY THE CONTRACTOR TO COMPLETE THE PROJECT ARE TO BE IN-FILLED TO MATCH THE WALLS REQUIREMENTS INCLUDING BUT NOT LIMITED TO FIRE RATING, ACOUSTIC PROPERTY, THERMAL PROPERTY, AIR/ VAPOR PERMEABILITY.

ALL SLEEVES SHOULD EXTEND TO MATCH CURB HEIGHT IN ROOMS WITH CURBS FOR TERMINATION OF WATERPROOFING SYSTEM.

## KEYNOTE LEGEND:

| TAG # | DESCRIPTION |
|---|---|
| AD-02H | ACCESS DOOR FLUSH NON RATED 28" X 17" - GYP |
| AP-25 | LARGE ELECTRIC DRYER |
| AP-26 | LARGE WASHING MACHINE |
| AP-32 | RECESSED DRYER VENT BOX - UPWARD VENTING |
| FTE-01 | FIN TUBE ENCLOSURE |
| PB-01 | RESIDENTIAL ELECTRICAL PANELBOARD |
| PB-02 | RESIDENTIAL TELECOM PANELBOARD |
| RNS-01 | ROD AND SHELF (REFER TO AI-880) |
| RNS-02 | ROD AND SHELF (N.I.C) |

KEY PLAN:

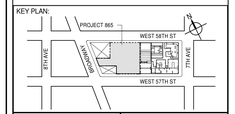


PROJECT NORTH / TRUE NORTH

DEVELOPER:
**EXTELL DEVELOPMENT COMPANY**
805 THIRD AVENUE, 7TH FLOOR
New York, NY 10022 USA
TEL: 212 712 6000 FAX: 212 712 6100

DESIGN ARCHITECT: Base Building Shell & Core
**ADRIAN SMITH + GORDON GILL ARCHITECTURE**
111 WEST MONROE STREET SUITE 2300
CHICAGO IL 60603
TEL: 312 920 1888 FAX: 312 920 1775

INTERIOR DESIGNER: Residential
**Rottet Architecture and Design Studio, PLLC**
298 Fifth Ave, 7th Floor
New York, NY 10001
TEL: 646 998 7000 FAX:

ARCHITECT OF RECORD: Base Building Shell, Core, & Residential
**AAI ARCHITECTS, P.C.**
401 Wellington St. W., 3rd Floor
Toronto, ON M5V 1E7 Canada
TEL: 416 967 1500 FAX: 416 967 7150

STRUCTURAL ENGINEERS:
**WSP CANTOR SEINUK**
228 EAST 45th Street
New York, NY 10017 USA
TEL: 212 687 9888 FAX: 646 487 5501

MEP ENGINEERS:
**AKF GROUP**
165 Broadway, 22nd Floor
New York, NY 10006 USA
TEL: 212 354 5656 FAX: 212 354 5668

GEOTECHNICAL ENGINEERS:
**Langan Engineering & Environmental Services**
21 Penn Plaza - 360 West 31st Street, 8th Floor
New York, NY 10001-2727
TEL: 212 479 5400 FAX: 212 479 5444

CODE CONSULTANTS:
**Construction Consulting Associates**
100 Church Street
New York, NY 10007
TEL: 212 385 1818 FAX: 212 385 1911

CURTAINWALL CONSULTANT:
**AJLP Consulting**
40 Worth Street. Suite 826
New York, NY 10013
TEL: 212 757 5659 FAX: 646 219 8508

LANDMARK/PRESERVATION CONSULTANT:
**Jan Hird Pokorny Associates, Inc.**
39 West 37th Street, 12A
New York, NY 10018
TEL: 212 759 6462 FAX: 212 759 6540

| No. | DESCRIPTION | DATE |
|---|---|---|
| 1 | CD PROGRESS ISSUE 1 | 15 OCT 14 |
| 2 | CD PROGRESS ISSUE 2 | 19 DEC 14 |
| 3 | D.O.B. SUBMISSION | 18 FEB 15 |
| 4 | CD PROGRESS ISSUE 3 | 09 MAR 15 |
| | D.O.B. SUBMISSION | 27 APR 15 |
| 5 | CD PROGRESS ISSUE 4 | 01 JUN 15 |
| 6 | CD PROGRESS ISSUE 5 | 10 AUG 15 |
| | D.O.B. AMENDMENT 2 | 21 SEP 15 |
| 7 | CD PROGRESS ISSUE 6 | 02 NOV 15 |
| 8 | CD PROGRESS ISSUE 7 | 29 JAN 16 |
| 9 | CD ISSUE 8 - GMP SET | 31 MAR 16 |
| 10 | CD BULLETIN ISSUE - 1 | 22 APR 16 |
| 11 | CD BULLETIN ISSUE - 3 | 25 MAY 16 |
| 12 | CD BULLETIN ISSUE - 5 | 12 AUG 16 |
| 13 | CD BULLETIN ISSUE - 7 | 14 SEP 16 |
| | D.O.B. AMENDMENT 3 | 03 OCT 16 |

/ISSUED AS: A-158 - CD PROGRESS ISSUE 4 - 01 JUN 15 / ISSUED AS: A-189 - CD PROGRESS ISSUE 3 - 09 MAR 15/

0 2' - 0" 4' - 0" 8' - 0"

**D.O.B. SUBMISSION**

Discrepancies must be reported immediately to the Architect before proceeding. Only figured dimensions are to be used. Contractors must check all dimensions on site. This drawing is protected by copyright.

ALL DIMENSIONS ARE SHOWN IN IMPERIAL.

CONSULTANT: AAI ARCHITECTS, P.C.

PROJECT:
**217 WEST 57TH STREET**
NEW YORK, NY

DRAWING TITLE:
91ST FLOOR PLAN (RESIDENTIAL - TIER 4) (MFD-129TH FLOOR)

SEAL & SIGNATURE: REGISTERED ARCHITECT ANDRE DAVID JARRETT 028883 STATE OF NEW YORK

| | |
|---|---|
| DATE: | 15 OCT 14 |
| PROJECT No: | 1216-00 |
| DRAWN: Author | REV: 13 |
| CHK: Checker | |
| SCALE: 1/4" = 1'-0" | |
| DWG No: | A-161.02 |
| DOB PAGE No: | 134 of 454 |

DOB EMPLOYEE STAMP: DOB B-SCAN:

36" x 48" Arch E SHEET SIZE
FILE NAME:
PLOT DATE: 10/17/2016 7:17:56 PM

DEPT OF BLDGS 421262636 Job Number
E57 290806060 Scan Code

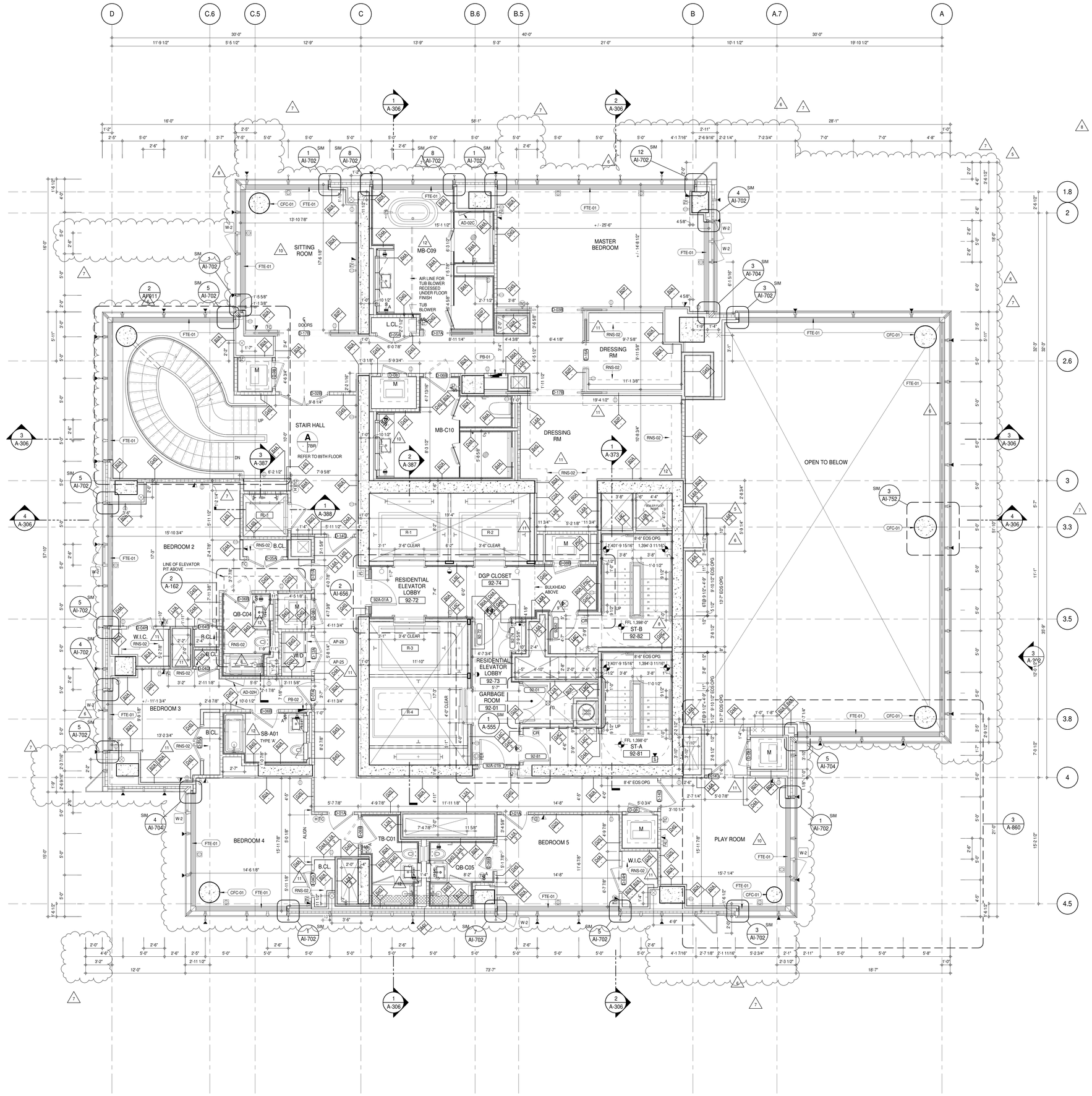


## SHEET NOTES:

C1 DASHED LINE DENOTES EXTENT OF 6" HIGH C.I.P. CONCRETE CURB. WIDTH TO MATCH PARTITION UNLESS OTHERWISE NOTED
ALL CURBS AT DOORWAYS & PATH OF TRAVEL TO BE PAINTED WITH WARNING STRIPS.

C2 DASHED LINE DENOTES EXTENT OF 8" HIGH C.I.P. CONCRETE CURB. WIDTH TO MATCH PARTITION UNLESS OTHERWISE NOTED

C3 DASHED LINE DENOTES EXTENT OF 8" HIGH CEMENT BOARD BASE CURB. REFER TO SECTION DETAIL (9) ON SHEET (A-574).

P1 CONCRETE HOUSEKEEPING PAD, HEIGHT, SIZE AND LOCATION TO BE COORDINATED WITH MECHANICAL DRAWINGS.

T1 TOP OF EXISTING STRUCT. SLAB CUT OUT FOR FLOOR RECESSED SLIDING DOOR TRACK ONCE CONSTRUCTION IS COMPLETE.

EDGE OF SLAB IS 11" FROM FACE OF GLASS UNLESS OTHERWISE STATED AND/OR AT SHEAR WALL CONDITIONS.

TEMPORARY SHEAR WALL OPENINGS REQUIRED BY THE CONTRACTOR TO COMPLETE THE PROJECT ARE TO BE IN-FILLED TO MATCH THE WALLS REQUIREMENTS INCLUDING BUT NOT LIMITED TO FIRE RATING, ACOUSTIC PROPERTY, THERMAL PROPERTY, AIR/ VAPOR PERMEABILITY.

ALL SLEEVES SHOULD EXTEND TO MATCH CURB HEIGHT IN ROOMS WITH CURBS FOR TERMINATION OF WATERPROOFING SYSTEM.

## KEYNOTE LEGEND:

| TAG # | DESCRIPTION |
|---|---|
| AD-02C | ACCESS DOOR FLUSH NON RATED 18" x 18" - GYP |
| AD-02H | ACCESS DOOR FLUSH NON RATED 28" X 17" - GYP |
| AP-25 | LARGE ELECTRIC DRYER |
| AP-26 | LARGE WASHING MACHINE |
| CFC-01 | CONCRETE FINISHING COMPOUND |
| FTE-01 | FIN TUBE ENCLOSURE |
| MF-03A | LADDER - GALVANIZED |
| PB-01 | RESIDENTIAL ELECTRICAL PANELBOARD |
| PB-02 | RESIDENTIAL TELECOM PANELBOARD |
| RNS-02 | ROD AND SHELF (N.I.C) |
| WPM-12 | CEMENTITIOUS WATERPROOFING |

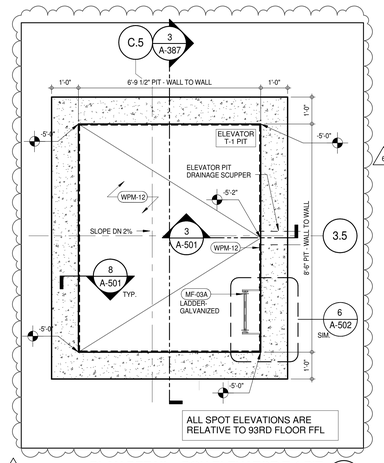


**PLAN DETAIL - BOH ELEVATOR T-1 PIT** (2)
A-162
1/2" = 1'-0"

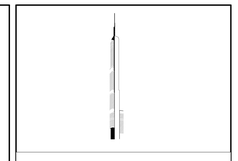

KEY PLAN:

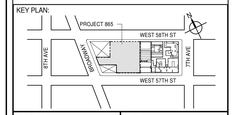


PROJECT NORTH | TRUE NORTH

DEVELOPER:
**EXTELL DEVELOPMENT COMPANY**
805 THIRD AVENUE, 7TH FLOOR
New York, NY 10022 USA
TEL: 212 712 6000 FAX: 212 712 6100

DESIGN ARCHITECT: Base Building Shell & Core
**ADRIAN SMITH + GORDON GILL ARCHITECTURE**
111 WEST MONROE STREET SUITE 2300
CHICAGO IL 60603
TEL: 312 920 1888 FAX: 312 920 1775

INTERIOR DESIGNER: Residential
**Rottet Architecture and Design Studio, PLLC**
298 Fifth Ave, 7th Floor
New York, NY 10001
TEL: 646 998 7000 FAX:

ARCHITECT OF RECORD: Base Building Shell, Core, & Residential
**AAI ARCHITECTS, P.C.**
401 Wellington St. W., 3rd Floor
Toronto, ON M5V 1E7 Canada
TEL: 416 967 1500 FAX: 416 967 7150

STRUCTURAL ENGINEERS:
**WSP CANTOR SEINUK**
228 EAST 45th Street
New York, NY 10017 USA
TEL: 212 687 9888 FAX: 646 487 5501

MEP ENGINEERS:
**AKF GROUP**
165 Broadway, 22nd Floor
New York, NY 10006 USA
TEL: 212 354 5656 FAX: 212 354 5668

GEOTECHNICAL ENGINEERS:
**Langan Engineering & Environmental Services**
21 Penn Plaza - 360 West 31st Street, 8th Floor
New York, NY 10001-2727
TEL: 212 479 5400 FAX: 212 479 5444

CODE CONSULTANTS:
**Construction Consulting Associates**
100 Church Street
New York, NY 10007
TEL: 212 385 1818 FAX: 212 385 1911

CURTAINWALL CONSULTANT:
**AJLP Consulting**
40 Worth Street. Suite 826
New York, NY 10013
TEL: 212 757 5659 FAX: 646 219 8508

LANDMARK/PRESERVATION CONSULTANT:
**Jan Hird Pokorny Associates, Inc.**
39 West 37th Street, 12A
New York, NY 10018
TEL: 212 759 6462 FAX: 212 759 6540

| No. | DESCRIPTION | DATE |
|---|---|---|
| 1 | CD PROGRESS ISSUE 1 | 15 OCT 14 |
| 2 | CD PROGRESS ISSUE 2 | 19 DEC 14 |
| 3 | D.O.B. SUBMISSION | 18 FEB 15 |
| 4 | CD PROGRESS ISSUE 3 | 09 MAR 15 |
| | D.O.B. SUBMISSION | 27 APR 15 |
| 5 | CD PROGRESS ISSUE 4 | 01 JUN 15 |
| 6 | CD PROGRESS ISSUE 5 | 10 AUG 15 |
| | D.O.B. AMENDMENT 2 | 21 SEP 15 |
| 7 | CD PROGRESS ISSUE 6 | 02 NOV 15 |
| 8 | CD PROGRESS ISSUE 7 | 29 JAN 16 |
| 9 | CD ISSUE 8 - GMP SET | 31 MAR 16 |
| 10 | CD BULLETIN ISSUE - 1 | 22 APR 16 |
| 11 | CD BULLETIN ISSUE - 5 | 12 AUG 16 |
| 12 | CD BULLETIN ISSUE - 7 | 14 SEP 16 |
| | D.O.B. AMENDMENT 3 | 03 OCT 16 |

/ISSUED AS: A-159 - CD PROGRESS ISSUE 4 - 01 JUN 15 / ISSUED AS: A-190 - CD PROGRESS ISSUE 3 - 09 MAR 15/

0 2' - 0" 4' - 0" 8' - 0"

**D.O.B. SUBMISSION**

Discrepancies must be reported immediately to the Architect before proceeding. Only figured dimensions are to be used. Contractors must check all dimensions on site. This drawing is protected by copyright.

ALL DIMENSIONS ARE SHOWN IN IMPERIAL.

CONSULTANT:
AAI ARCHITECTS, P.C.

PROJECT:
**217 WEST 57TH STREET**
NEW YORK, NY

DRAWING TITLE:
92ND FLOOR PLAN (RESIDENTIAL - TIER 4) (MFD-130TH FLOOR)

SEAL & SIGNATURE: REGISTERED ARCHITECT ADRIAN DAVID SMITH No. 028881 STATE OF NEW YORK

| | |
|---|---|
| DATE: | 15 OCT 14 |
| PROJECT No: | 1216-00 |
| DRAWN: Author | REV: |
| CHK: Checker | 12 |
| SCALE: As indicated | |
| DWG No: | A-162.02 |
| DOB PAGE No: | 135 of 454 |

DOB EMPLOYEE STAMP: DOB B-SCAN:

36" x 48" Arch E SHEET SIZE
FILE NAME:
PLOT DATE: 10/17/2016 5:52:34 PM

DEPT OF BLDGS 121282605 Job Number
E360413125 05 Scan Code

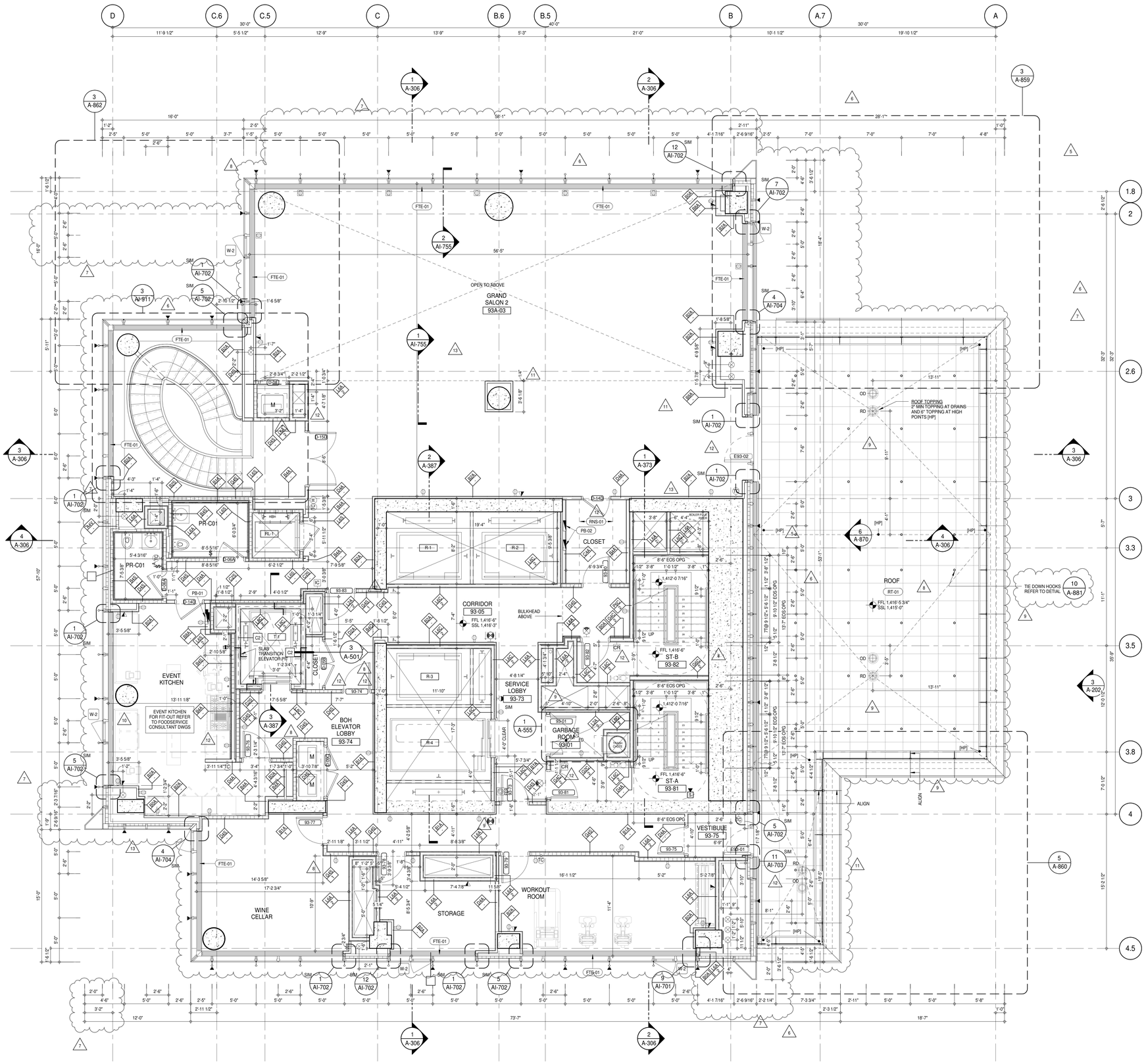


## SHEET NOTES:

C1 DASHED LINE DENOTES EXTENT OF 6" HIGH C.I.P. CONCRETE CURB. WIDTH TO MATCH PARTITION UNLESS OTHERWISE NOTED
ALL CURBS AT DOORWAYS & PATH OF TRAVEL TO BE PAINTED WITH WARNING STRIPS.

C2 DASHED LINE DENOTES EXTENT OF 8" HIGH C.I.P. CONCRETE CURB. WIDTH TO MATCH PARTITION UNLESS OTHERWISE NOTED

C3 DASHED LINE DENOTES EXTENT OF 8" HIGH CEMENT BOARD BASE CURB. REFER TO SECTION DETAIL (9) ON SHEET (A-574).

P1 CONCRETE HOUSEKEEPING PAD, HEIGHT, SIZE AND LOCATION TO BE COORDINATED WITH MECHANICAL DRAWINGS.

T1 TOP OF EXISTING STRUCT. SLAB CUT OUT FOR FLOOR RECESSED SLIDING DOOR TRACK ONCE CONSTRUCTION IS COMPLETE.

EDGE OF SLAB IS 11" FROM FACE OF GLASS UNLESS OTHERWISE STATED AND/OR AT SHEAR WALL CONDITIONS.

TEMPORARY SHEAR WALL OPENINGS REQUIRED BY THE CONTRACTOR TO COMPLETE THE PROJECT ARE TO BE IN-FILLED TO MATCH THE WALLS REQUIREMENTS INCLUDING BUT NOT LIMITED TO FIRE RATING, ACOUSTIC PROPERTY, THERMAL PROPERTY, AIR/ VAPOR PERMEABILITY.

ALL SLEEVES SHOULD EXTEND TO MATCH CURB HEIGHT IN ROOMS WITH CURBS FOR TERMINATION OF WATERPROOFING SYSTEM.

## KEYNOTE LEGEND:

| TAG # | DESCRIPTION |
|---|---|
| FTE-01 | FIN TUBE ENCLOSURE |
| PB-01 | RESIDENTIAL ELECTRICAL PANELBOARD |
| PB-02 | RESIDENTIAL TELECOM PANELBOARD |
| RNS-01 | ROD AND SHELF (REFER TO AI-880) |
| RT-01 | FLUID MEMBRANE WITH CONCRETE PAVERS - TYPE 1 |

KEY PLAN:

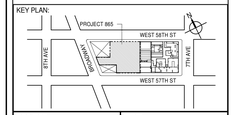


PROJECT NORTH / TRUE NORTH

DEVELOPER:
**EXTELL DEVELOPMENT COMPANY**
805 THIRD AVENUE, 7TH FLOOR
New York, NY 10022 USA
TEL: 212 712 6000 FAX: 212 712 6100

DESIGN ARCHITECT: Base Building Shell & Core
**ADRIAN SMITH + GORDON GILL ARCHITECTURE**
111 WEST MONROE STREET SUITE 2300
CHICAGO IL 60603
TEL: 312 920 1888 FAX: 312 920 1775

INTERIOR DESIGNER: Residential
**Rottet Architecture and Design Studio, PLLC**
298 Fifth Ave, 7th Floor
New York, NY 10001
TEL: 646 998 7000 FAX:

ARCHITECT OF RECORD: Base Building Shell, Core, & Residential
**AAI ARCHITECTS, P.C.**
401 Wellington St. W., 3rd Floor
Toronto, ON M5V 1E7 Canada
TEL: 416 967 1500 FAX: 416 967 7150

STRUCTURAL ENGINEERS:
**WSP CANTOR SEINUK**
228 EAST 45th Street
New York, NY 10017 USA
TEL: 212 687 9888 FAX: 646 487 5501

MEP ENGINEERS:
**AKF GROUP**
165 Broadway, 22nd Floor
New York, NY 10006 USA
TEL: 212 354 5656 FAX: 212 354 5668

GEOTECHNICAL ENGINEERS:
**Langan Engineering & Environmental Services**
21 Penn Plaza - 360 West 31st Street, 8th Floor
New York, NY 10001-2727
TEL: 212 479 5400 FAX: 212 479 5444

CODE CONSULTANTS:
**Construction Consulting Associates**
100 Church Street
New York, NY 10007
TEL: 212 385 1818 FAX: 212 385 1911

CURTAINWALL CONSULTANT:
**AJLP Consulting**
40 Worth Street. Suite 826
New York, NY 10013
TEL: 212 757 5659 FAX: 646 219 8508

LANDMARK/PRESERVATION CONSULTANT:
**Jan Hird Pokorny Associates, Inc.**
39 West 37th Street, 12A
New York, NY 10018
TEL: 212 759 6462 FAX: 212 759 6540

| No. | DESCRIPTION | DATE |
|---|---|---|
| 1 | CD PROGRESS ISSUE 1 | 15 OCT 14 |
| 2 | CD PROGRESS ISSUE 2 | 19 DEC 14 |
| 3 | D.O.B. SUBMISSION | 18 FEB 15 |
| 4 | CD PROGRESS ISSUE 3 | 09 MAR 15 |
| | D.O.B. SUBMISSION | 27 APR 15 |
| 5 | CD PROGRESS ISSUE 4 | 01 JUN 15 |
| 6 | CD PROGRESS ISSUE 5 | 10 AUG 15 |
| | D.O.B. AMENDMENT 2 | 21 SEP 15 |
| 7 | CD PROGRESS ISSUE 6 | 02 NOV 15 |
| 8 | CD PROGRESS ISSUE 7 | 29 JAN 16 |
| 9 | CD ISSUE 8 - GMP SET | 31 MAR 16 |
| 10 | CD BULLETIN ISSUE - 1 | 22 APR 16 |
| 11 | CD BULLETIN ISSUE - 3 | 25 MAY 16 |
| 12 | CD BULLETIN ISSUE - 5 | 12 AUG 16 |
| 13 | CD BULLETIN ISSUE - 7 | 14 SEP 16 |
| | D.O.B. AMENDMENT 3 | 03 OCT 16 |

0 2' - 0" 4' - 0" 8' - 0"

**D.O.B. SUBMISSION**

Discrepancies must be reported immediately to the Architect before proceeding. Only figured dimensions are to be used. Contractors must check all dimensions on site. This drawing is protected by copyright.

ALL DIMENSIONS ARE SHOWN IN IMPERIAL.

CONSULTANT:
AAI ARCHITECTS, P.C.

PROJECT:
**217 WEST 57TH STREET**
NEW YORK, NY

DRAWING TITLE:
93RD FLOOR PLAN (RESIDENTIAL - TIER 4) (MFD-131ST FLOOR)

SEAL & SIGNATURE: REGISTERED ARCHITECT RICHARD DAVID JAMES No. 028881 STATE OF NEW YORK

| | |
|---|---|
| DATE: | 15 OCT 14 |
| PROJECT No: | 1216-00 |
| DRAWN: Author | REV: 13 |
| CHK: Checker | |
| SCALE: 1/4" = 1'-0" | |
| DWG No: | A-163.02 |
| DOB PAGE No: | 136 of 454 |

DOB EMPLOYEE STAMP: DOB B-SCAN:

/ISSUED AS: A-160 - CD PROGRESS ISSUE 4 - 01 JUN 15 / ISSUED AS: A-191 - CD PROGRESS ISSUE 3 - 09 MAR 15/

36" x 48" Arch E SHEET SIZE
FILE NAME:
PLOT DATE: 10/17/2016 5:52:59 PM

DEPT OF BLDGS 421263505 Job Number
E300612250958 Scan Code

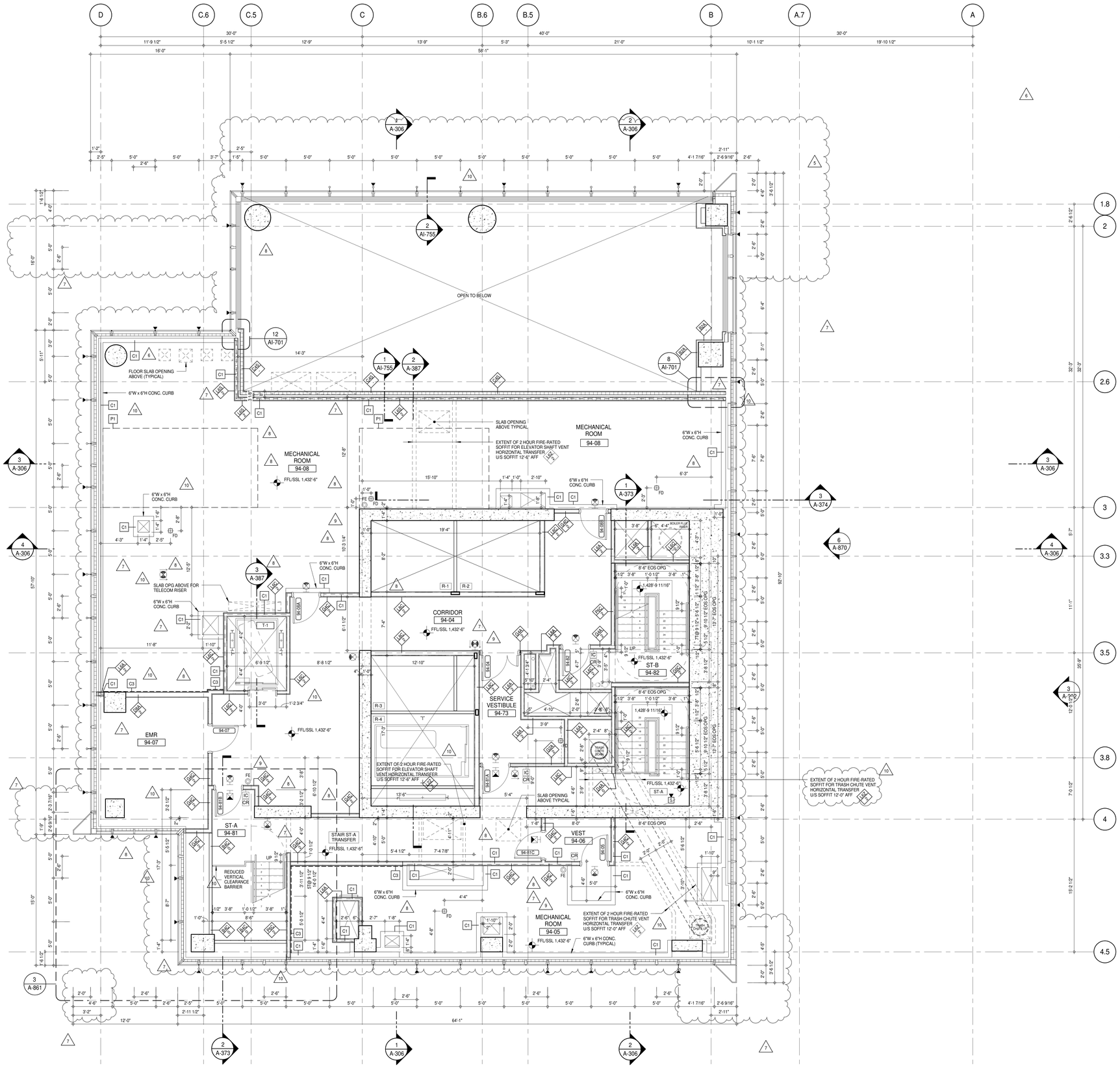


## SHEET NOTES:

C1 DASHED LINE DENOTES EXTENT OF 6" HIGH C.I.P. CONCRETE CURB. WIDTH TO MATCH PARTITION UNLESS OTHERWISE NOTED
ALL CURBS AT DOORWAYS & PATH OF TRAVEL TO BE PAINTED WITH WARNING STRIPS.

C2 DASHED LINE DENOTES EXTENT OF 8" HIGH C.I.P. CONCRETE CURB. WIDTH TO MATCH PARTITION UNLESS OTHERWISE NOTED

C3 DASHED LINE DENOTES EXTENT OF 8" HIGH CEMENT BOARD BASE CURB. REFER TO SECTION DETAIL (9) ON SHEET (A-574).

P1 CONCRETE HOUSEKEEPING PAD, HEIGHT, SIZE AND LOCATION TO BE COORDINATED WITH MECHANICAL DRAWINGS.

T1 TOP OF EXISTING STRUCT. SLAB CUT OUT FOR FLOOR RECESSED SLIDING DOOR TRACK ONCE CONSTRUCTION IS COMPLETE.

EDGE OF SLAB IS 11" FROM FACE OF GLASS UNLESS OTHERWISE STATED AND/OR AT SHEAR WALL CONDITIONS.

TEMPORARY SHEAR WALL OPENINGS REQUIRED BY THE CONTRACTOR TO COMPLETE THE PROJECT ARE TO BE IN-FILLED TO MATCH THE WALLS REQUIREMENTS INCLUDING BUT NOT LIMITED TO FIRE RATING, ACOUSTIC PROPERTY, THERMAL PROPERTY, AIR/ VAPOR PERMEABILITY.

ALL SLEEVES SHOULD EXTEND TO MATCH CURB HEIGHT IN ROOMS WITH CURBS FOR TERMINATION OF WATERPROOFING SYSTEM.

KEY PLAN:

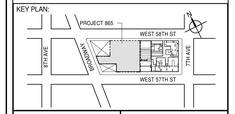


PROJECT NORTH | TRUE NORTH

DEVELOPER:
**EXTELL DEVELOPMENT COMPANY**
805 THIRD AVENUE, 7TH FLOOR
New York, NY 10022 USA
TEL: 212 712 6000 FAX: 212 712 6100

DESIGN ARCHITECT: Base Building Shell & Core
**ADRIAN SMITH + GORDON GILL ARCHITECTURE**
111 WEST MONROE STREET SUITE 2300
CHICAGO IL 60603
TEL: 312 920 1888 FAX: 312 920 1775

INTERIOR DESIGNER: Residential
**Rottet Architecture and Design Studio, PLLC**
298 Fifth Ave, 7th Floor
New York, NY 10001
TEL: 646 998 7000 FAX:

ARCHITECT OF RECORD: Base Building Shell, Core, & Residential
**AAI ARCHITECTS, P.C.**
401 Wellington St. W., 3rd Floor
Toronto, ON M5V 1E7 Canada
TEL: 416 967 1500 FAX: 416 967 7150

STRUCTURAL ENGINEERS:
**WSP CANTOR SEINUK**
228 EAST 45th Street
New York, NY 10017 USA
TEL: 212 687 9888 FAX: 646 487 5501

MEP ENGINEERS:
**AKF GROUP**
165 Broadway, 22nd Floor
New York, NY 10006 USA
TEL: 212 354 5656 FAX: 212 354 5668

GEOTECHNICAL ENGINEERS:
**Langan Engineering & Environmental Services**
21 Penn Plaza - 360 West 31st Street, 8th Floor
New York, NY 10001-2727
TEL: 212 479 5400 FAX: 212 479 5444

CODE CONSULTANTS:
**Construction Consulting Associates**
100 Church Street
New York, NY 10007
TEL: 212 385 1818 FAX: 212 385 1911

CURTAINWALL CONSULTANT:
**AJLP Consulting**
40 Worth Street. Suite 826
New York, NY 10013
TEL: 212 757 5659 FAX: 646 219 8508

LANDMARK/PRESERVATION CONSULTANT:
**Jan Hird Pokorny Associates, Inc.**
39 West 37th Street, 12A
New York, NY 10018
TEL: 212 759 6462 FAX: 212 759 6540

| No. | DESCRIPTION | DATE |
|---|---|---|
| 1 | CD PROGRESS ISSUE 1 | 15 OCT 14 |
| 2 | CD PROGRESS ISSUE 2 | 19 DEC 14 |
| 3 | D.O.B. SUBMISSION | 18 FEB 15 |
| 4 | CD PROGRESS ISSUE 3 | 09 MAR 15 |
| | D.O.B. SUBMISSION | 27 APR 15 |
| 5 | CD PROGRESS ISSUE 4 | 01 JUN 15 |
| 6 | CD PROGRESS ISSUE 5 | 10 AUG 15 |
| | D.O.B. AMENDMENT 2 | 21 SEP 15 |
| 7 | CD PROGRESS ISSUE 6 | 02 NOV 15 |
| 8 | CD PROGRESS ISSUE 7 | 29 JAN 16 |
| 9 | CD ISSUE 8 - GMP SET | 31 MAR 16 |
| 10 | CD BULLETIN ISSUE - 7 | 14 SEP 16 |
| | D.O.B. AMENDMENT 3 | 03 OCT 16 |

0 2'-0" 4'-0" 8'-0"

## D.O.B. SUBMISSION

Discrepancies must be reported immediately to the Architect before proceeding. Only figured dimensions are to be used. Contractors must check all dimensions on site. This drawing is protected by copyright.

ALL DIMENSIONS ARE SHOWN IN IMPERIAL.

CONSULTANT: AAI ARCHITECTS, P.C.

PROJECT:
**217 WEST 57TH STREET**
NEW YORK, NY

DRAWING TITLE:
94TH FLOOR (MECHANICAL) PLAN
(MFD-132ND FLOOR)

SEAL & SIGNATURE: REGISTERED ARCHITECT JOSE DAVID JASSEY No. 028881 STATE OF NEW YORK

| | |
|---|---|
| DATE: | 15 OCT 14 |
| PROJECT No: | 1216-00 |
| DRAWN: Author | REV: 10 |
| CHK: Checker | |
| SCALE: 1/4" = 1'-0" | |
| DWG No: | A-164.02 |
| DOB PAGE No: | 137 of 454 |

DOB EMPLOYEE STAMP: DOB B-SCAN:

36" x 48" Arch E SHEET SIZE
FILE NAME:
PLOT DATE: 10/17/2016 8:53:17 PM
/ISSUED AS: A-161 - CD PROGRESS ISSUE 4 - 01 JUN 15 // ISSUED AS: A-162 - CD PROGRESS ISSUE 3 - 09 MAR 15/

DEPT OF BLDGS 421263005 Job Number
E391262646 Scan Code

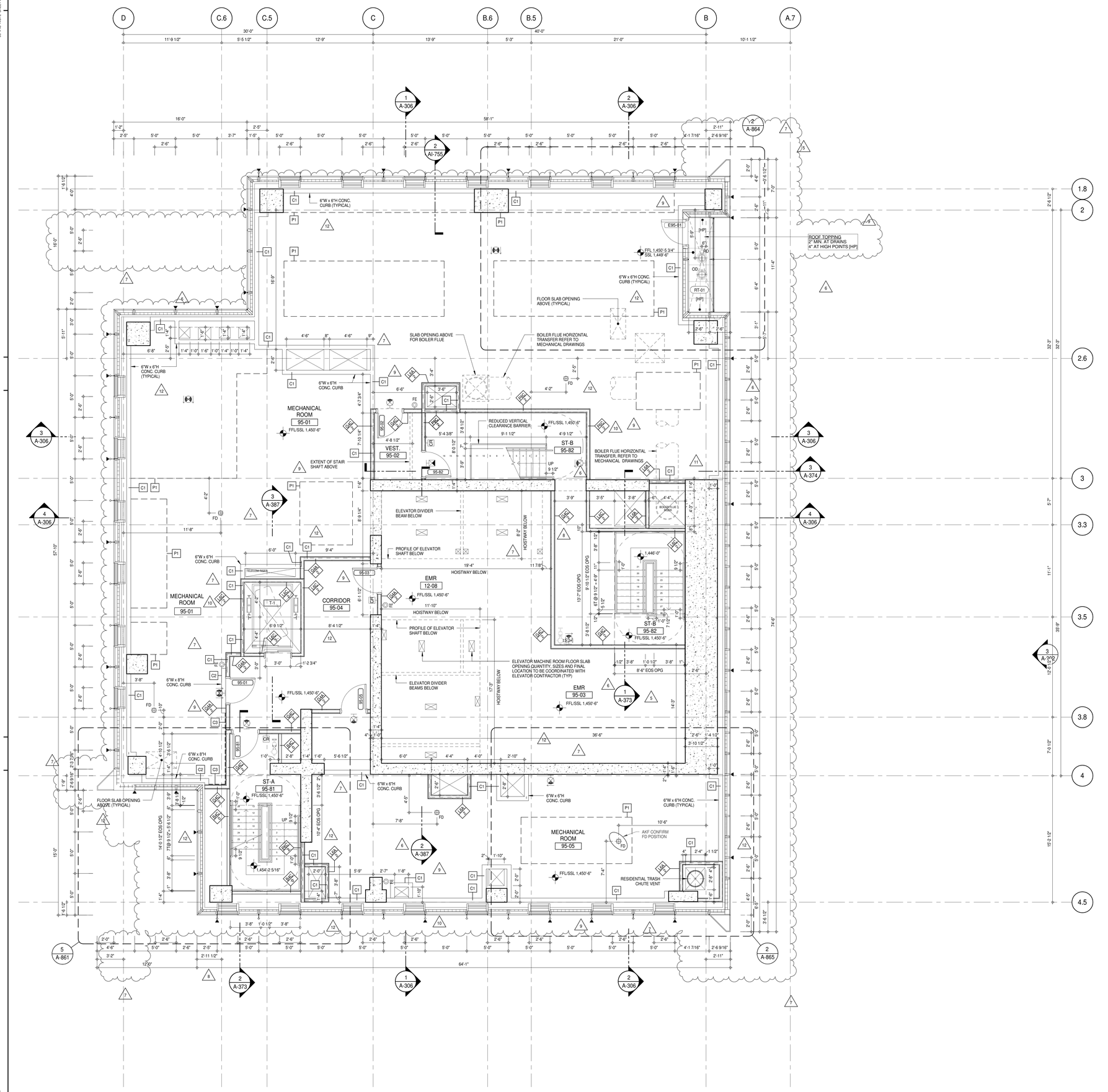


SHEET NOTES:

C1 DASHED LINE DENOTES EXTENT OF 6" HIGH C.I.P. CONCRETE CURB. WIDTH TO MATCH PARTITION UNLESS OTHERWISE NOTED
ALL CURBS AT DOORWAYS & PATH OF TRAVEL TO BE PAINTED WITH WARNING STRIPS.

C2 DASHED LINE DENOTES EXTENT OF 8" HIGH C.I.P. CONCRETE CURB. WIDTH TO MATCH PARTITION UNLESS OTHERWISE NOTED

C3 DASHED LINE DENOTES EXTENT OF 8" HIGH CEMENT BOARD BASE CURB. REFER TO SECTION DETAIL (9) ON SHEET (A-574).

P1 CONCRETE HOUSEKEEPING PAD, HEIGHT, SIZE AND LOCATION TO BE COORDINATED WITH MECHANICAL DRAWINGS.

T1 TOP OF EXISTING STRUCT. SLAB CUT OUT FOR FLOOR RECESSED SLIDING DOOR TRACK ONCE CONSTRUCTION IS COMPLETE.

EDGE OF SLAB IS 11" FROM FACE OF GLASS UNLESS OTHERWISE STATED AND/OR AT SHEAR WALL CONDITIONS.

TEMPORARY SHEAR WALL OPENINGS REQUIRED BY THE CONTRACTOR TO COMPLETE THE PROJECT ARE TO BE IN-FILLED TO MATCH THE WALLS REQUIREMENTS INCLUDING BUT NOT LIMITED TO FIRE RATING, ACOUSTIC PROPERTY, THERMAL PROPERTY, AIR/ VAPOR PERMEABILITY.

ALL SLEEVES SHOULD EXTEND TO MATCH CURB HEIGHT IN ROOMS WITH CURBS FOR TERMINATION OF WATERPROOFING SYSTEM.

KEY PLAN:

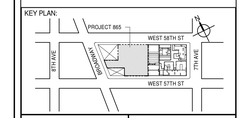


PROJECT NORTH | TRUE NORTH

DEVELOPER:
**EXTELL DEVELOPMENT COMPANY**
805 THIRD AVENUE, 7TH FLOOR
New York, NY 10022 USA
TEL: 212 712 6000 FAX: 212 712 6100

DESIGN ARCHITECT: Base Building Shell & Core
**ADRIAN SMITH + GORDON GILL ARCHITECTURE**
111 WEST MONROE STREET SUITE 2300
CHICAGO IL 60603
TEL: 312 920 1888 FAX: 312 920 1775

INTERIOR DESIGNER: Residential
**Rottet Architecture and Design Studio, PLLC**
298 Fifth Ave, 7th Floor
New York, NY 10001
TEL: 646 998 7000 FAX:

ARCHITECT OF RECORD: Base Building Shell, Core, & Residential
**AAI ARCHITECTS, P.C.**
401 Wellington St. W., 3rd Floor
Toronto, ON M5V 1E7 Canada
TEL: 416 967 1500 FAX: 416 967 7150

STRUCTURAL ENGINEERS:
**WSP CANTOR SEINUK**
228 EAST 45th Street
New York, NY 10017 USA
TEL: 212 687 9888 FAX: 646 487 5501

MEP ENGINEERS:
**AKF GROUP**
165 Broadway, 22nd Floor
New York, NY 10006 USA
TEL: 212 354 5656 FAX: 212 354 5668

GEOTECHNICAL ENGINEERS:
**Langan Engineering & Environmental Services**
21 Penn Plaza - 360 West 31st Street, 8th Floor
New York, NY 10001-2727
TEL: 212 479 5400 FAX: 212 479 5444

CODE CONSULTANTS:
**Construction Consulting Associates**
100 Church Street
New York, NY 10007
TEL: 212 385 1818 FAX: 212 385 1911

CURTAINWALL CONSULTANT:
**AJLP Consulting**
40 Worth Street. Suite 826
New York, NY 10013
TEL: 212 757 5659 FAX: 646 219 8508

LANDMARK/PRESERVATION CONSULTANT:
**Jan Hird Pokorny Associates, Inc.**
39 West 37th Street, 12A
New York, NY 10018
TEL: 212 759 6462 FAX: 212 759 6540

| No. | DESCRIPTION | DATE |
|---|---|---|
| 1 | CD PROGRESS ISSUE 1 | 15 OCT 14 |
| 2 | CD PROGRESS ISSUE 2 | 19 DEC 14 |
| 3 | D.O.B. SUBMISSION | 18 FEB 15 |
| 4 | CD PROGRESS ISSUE 3 | 09 MAR 15 |
| | D.O.B. SUBMISSION | 27 APR 15 |
| 5 | CD PROGRESS ISSUE 4 | 01 JUN 15 |
| 6 | CD PROGRESS ISSUE 5 | 10 AUG 15 |
| | D.O.B. AMENDMENT 2 | 21 SEP 15 |
| 7 | CD PROGRESS ISSUE 6 | 02 NOV 15 |
| 8 | CD PROGRESS ISSUE 7 | 29 JAN 16 |
| 9 | CD ISSUE 8 - GMP SET | 31 MAR 16 |
| 10 | CD BULLETIN ISSUE - 1 | 22 APR 16 |
| 11 | CD BULLETIN ISSUE - 4 | 15 JUL 16 |
| 12 | CD BULLETIN ISSUE - 7 | 14 SEP 16 |
| | D.O.B. AMENDMENT 3 | 03 OCT 16 |

0 2'-0" 4'-0" 8'-0"

**D.O.B. SUBMISSION**

Discrepancies must be reported immediately to the Architect before proceeding. Only figured dimensions are to be used. Contractors must check all dimensions on site. This drawing is protected by copyright.

ALL DIMENSIONS ARE SHOWN IN IMPERIAL.

CONSULTANT:
AAI ARCHITECTS, P.C.

PROJECT:
**217 WEST 57TH STREET**
NEW YORK, NY

DRAWING TITLE:
95TH FLOOR PLAN (EMR) (MFD-133RD FLOOR)

SEAL & SIGNATURE:
REGISTERED ARCHITECT ANDRE DAVID JANSSEN No. 028683 STATE OF NEW YORK

| | |
|---|---|
| DATE: | 15 OCT 14 |
| PROJECT No: | 1216-00 |
| DRAWN: Author | REV: 12 |
| Color: Checker | |
| SCALE: 1/4" = 1'-0" | |
| DWG No: | A-165.02 |
| DOB PAGE No: | 138 of 454 |

DOB EMPLOYEE STAMP: DOB B-SCAN:

//ISSUED AS: A-162 - CD PROGRESS ISSUE 4 - 01 JUN 15 //ISSUED AS: A-193 - CD PROGRESS ISSUE 3 - 09 MAR 15//

36" x 48" Arch E SHEET SIZE

FILE NAME:
PLOT DATE: 10/17/2016 6:53:56 PM

DEPT OF BLDGS 121282505 Job Number
E500450583 Scan Code

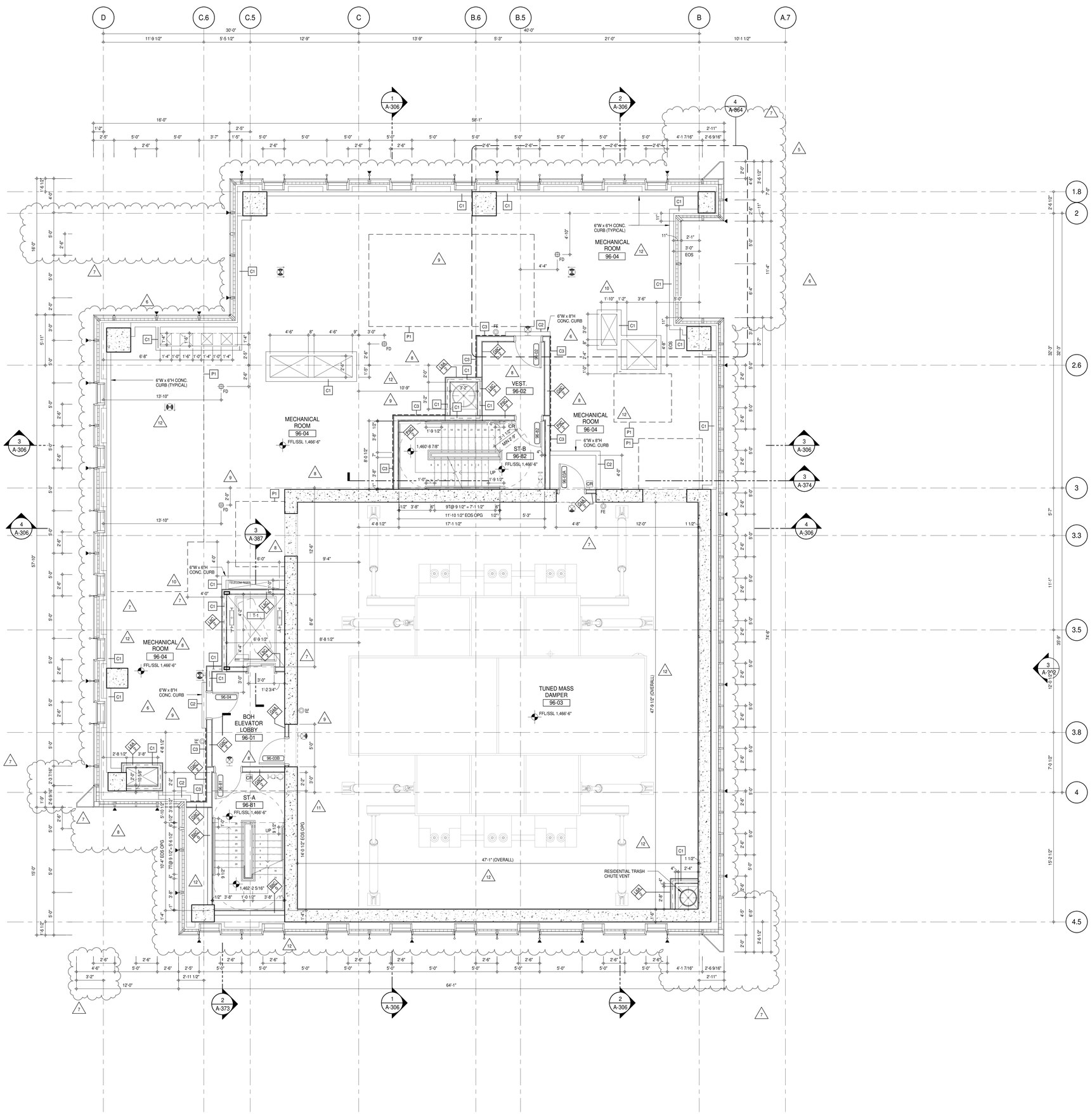


SHEET NOTES:

C1 DASHED LINE DENOTES EXTENT OF 6" HIGH C.I.P. CONCRETE CURB. WIDTH TO MATCH PARTITION UNLESS OTHERWISE NOTED
ALL CURBS AT DOORWAYS & PATH OF TRAVEL TO BE PAINTED WITH WARNING STRIPS.

C2 DASHED LINE DENOTES EXTENT OF 8" HIGH C.I.P. CONCRETE CURB. WIDTH TO MATCH PARTITION UNLESS OTHERWISE NOTED

C3 DASHED LINE DENOTES EXTENT OF 8" HIGH CEMENT BOARD BASE CURB. REFER TO SECTION DETAIL (9) ON SHEET (A-574).

P1 CONCRETE HOUSEKEEPING PAD, HEIGHT, SIZE AND LOCATION TO BE COORDINATED WITH MECHANICAL DRAWINGS.

T1 TOP OF EXISTING STRUCT. SLAB CUT OUT FOR FLOOR RECESSED SLIDING DOOR TRACK ONCE CONSTRUCTION IS COMPLETE.

EDGE OF SLAB IS 11" FROM FACE OF GLASS UNLESS OTHERWISE STATED AND/OR AT SHEAR WALL CONDITIONS.

TEMPORARY SHEAR WALL OPENINGS REQUIRED BY THE CONTRACTOR TO COMPLETE THE PROJECT ARE TO BE IN-FILLED TO MATCH THE WALLS REQUIREMENTS INCLUDING BUT NOT LIMITED TO FIRE RATING, ACOUSTIC PROPERTY, THERMAL PROPERTY, AIR/ VAPOR PERMEABILITY.

ALL SLEEVES SHOULD EXTEND TO MATCH CURB HEIGHT IN ROOMS WITH CURBS FOR TERMINATION OF WATERPROOFING SYSTEM.

KEY PLAN:

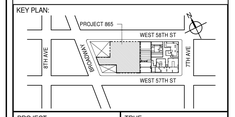


PROJECT NORTH | TRUE NORTH

DEVELOPER:
**EXTELL DEVELOPMENT COMPANY**
805 THIRD AVENUE, 7TH FLOOR
New York, NY 10022 USA
TEL: 212 712 6000 FAX: 212 712 6100

DESIGN ARCHITECT: Base Building Shell & Core
**ADRIAN SMITH + GORDON GILL ARCHITECTURE**
111 WEST MONROE STREET SUITE 2300
CHICAGO IL 60603
TEL: 312 920 1888 FAX: 312 920 1775

INTERIOR DESIGNER: Residential
**Rottet Architecture and Design Studio, PLLC**
298 Fifth Ave, 7th Floor
New York, NY 10001
TEL: 646 998 7000 FAX:

ARCHITECT OF RECORD: Base Building Shell, Core, & Residential
**AAI ARCHITECTS, P.C.**
401 Wellington St. W., 3rd Floor
Toronto, ON M5V 1E7 Canada
TEL: 416 967 1500 FAX: 416 967 7150

STRUCTURAL ENGINEERS:
**WSP CANTOR SEINUK**
228 EAST 45th Street
New York, NY 10017 USA
TEL: 212 687 9888 FAX: 646 487 5501

MEP ENGINEERS:
**AKF GROUP**
165 Broadway, 22nd Floor
New York, NY 10006 USA
TEL: 212 354 5656 FAX: 212 354 5668

GEOTECHNICAL ENGINEERS:
**Langan Engineering & Environmental Services**
21 Penn Plaza - 360 West 31st Street, 8th Floor
New York, NY 10001-2727
TEL: 212 479 5400 FAX: 212 479 5444

CODE CONSULTANTS:
**Construction Consulting Associates**
100 Church Street
New York, NY 10007
TEL: 212 385 1818 FAX: 212 385 1911

CURTAINWALL CONSULTANT:
**AJLP Consulting**
40 Worth Street. Suite 826
New York, NY 10013
TEL: 212 757 5659 FAX: 646 219 8508

LANDMARK/PRESERVATION CONSULTANT:
**Jan Hird Pokorny Associates, Inc.**
39 West 37th Street, 12A
New York, NY 10018
TEL: 212 759 6462 FAX: 212 759 6540

| No. | DESCRIPTION | DATE |
|---|---|---|
| 1 | CD PROGRESS ISSUE 1 | 15 OCT 14 |
| 2 | CD PROGRESS ISSUE 2 | 19 DEC 14 |
| 3 | D.O.B. SUBMISSION | 18 FEB 15 |
| 4 | CD PROGRESS ISSUE 3 | 09 MAR 15 |
| | D.O.B. SUBMISSION | 27 APR 15 |
| 5 | CD PROGRESS ISSUE 4 | 01 JUN 15 |
| 6 | CD PROGRESS ISSUE 5 | 10 AUG 15 |
| | D.O.B. AMENDMENT 2 | 21 SEP 15 |
| 7 | CD PROGRESS ISSUE 6 | 02 NOV 15 |
| 8 | CD PROGRESS ISSUE 7 | 29 JAN 16 |
| 9 | CD ISSUE 8 - GMP SET | 31 MAR 16 |
| 10 | CD BULLETIN ISSUE - 1 | 22 APR 16 |
| 11 | CD BULLETIN ISSUE - 2 | 11 MAY 16 |
| 12 | CD BULLETIN ISSUE - 7 | 14 SEP 16 |
| | D.O.B. AMENDMENT 3 | 03 OCT 16 |

0 2' - 0" 4' - 0" 8' - 0"

**D.O.B. SUBMISSION**

Discrepancies must be reported immediately to the Architect before proceeding. Only figured dimensions are to be used. Contractors must check all dimensions on site. This drawing is protected by copyright.

ALL DIMENSIONS ARE SHOWN IN IMPERIAL.

CONSULTANT:
AAI ARCHITECTS, P.C.

PROJECT:
**217 WEST 57TH STREET**
NEW YORK, NY

DRAWING TITLE:
96TH FLOOR PLAN (DAMPER)
(MFD-134TH FLOOR)

SEAL & SIGNATURE: REGISTERED ARCHITECT RICHARD DAVID JAMESON No. 028881 STATE OF NEW YORK

| | |
|---|---|
| DATE: | 15 OCT 14 |
| PROJECT No: | 1216-00 |
| DRAWN: Author | REV: |
| CHK: Checker | 12 |
| SCALE: 1/4" = 1'-0" | |
| DWG No: | A-166.02 |
| DOB PAGE No: | 139 of 454 |

DOB EMPLOYEE STAMP: DOB B-SCAN:

/ISSUED AS: A-163 - CD PROGRESS ISSUE 4 - 01 JUN 15 / ISSUED AS: A-194 - CD PROGRESS ISSUE 3 - 09 MAR 15/

36" x 48" Arch E SHEET SIZE

FILE NAME:
PLOT DATE: 10/17/2016 5:53:54 PM

DEPT OF BLDGS 121232505 Job Number
E389799842 Scan Code

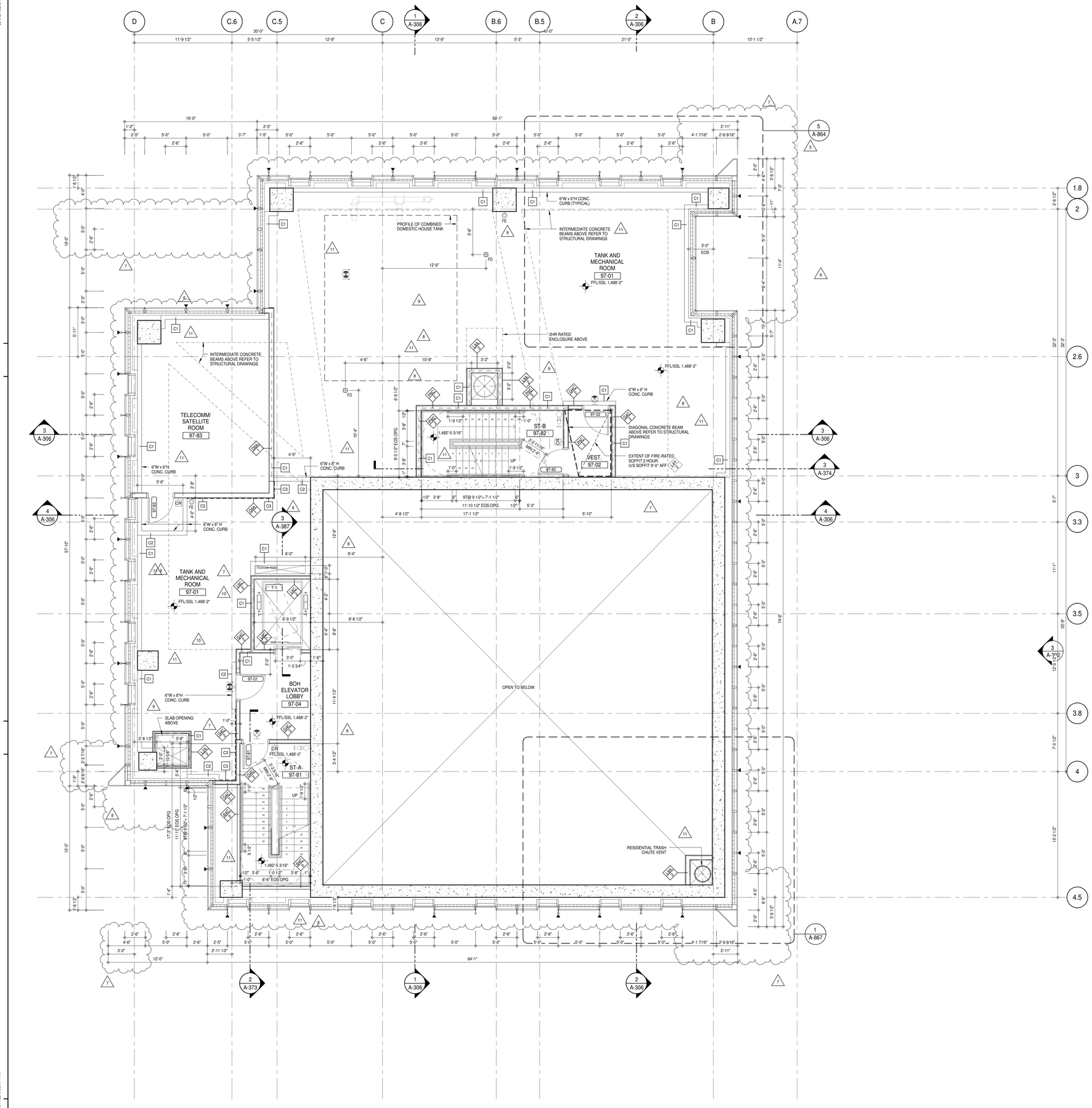


## SHEET NOTES:

C1 DASHED LINE DENOTES EXTENT OF 6" HIGH C.I.P. CONCRETE CURB. WIDTH TO MATCH PARTITION UNLESS OTHERWISE NOTED
ALL CURBS AT DOORWAYS & PATH OF TRAVEL TO BE PAINTED WITH WARNING STRIPS.

C2 DASHED LINE DENOTES EXTENT OF 8" HIGH C.I.P. CONCRETE CURB. WIDTH TO MATCH PARTITION UNLESS OTHERWISE NOTED

C3 DASHED LINE DENOTES EXTENT OF 8" HIGH CEMENT BOARD BASE CURB. REFER TO SECTION DETAIL (9) ON SHEET (A-574).

P1 CONCRETE HOUSEKEEPING PAD, HEIGHT, SIZE AND LOCATION TO BE COORDINATED WITH MECHANICAL DRAWINGS.

T1 TOP OF EXISTING STRUCT. SLAB CUT OUT FOR FLOOR RECESSED SLIDING DOOR TRACK ONCE CONSTRUCTION IS COMPLETE.

EDGE OF SLAB IS 11" FROM FACE OF GLASS UNLESS OTHERWISE STATED AND/OR AT SHEAR WALL CONDITIONS.

TEMPORARY SHEAR WALL OPENINGS REQUIRED BY THE CONTRACTOR TO COMPLETE THE PROJECT ARE TO BE IN-FILLED TO MATCH THE WALLS REQUIREMENTS INCLUDING BUT NOT LIMITED TO FIRE RATING, ACOUSTIC PROPERTY, THERMAL PROPERTY, AIR/ VAPOR PERMEABILITY.

ALL SLEEVES SHOULD EXTEND TO MATCH CURB HEIGHT IN ROOMS WITH CURBS FOR TERMINATION OF WATERPROOFING SYSTEM.

KEY PLAN:

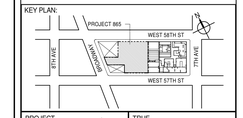


PROJECT NORTH | TRUE NORTH

DEVELOPER:
**EXTELL DEVELOPMENT COMPANY**
805 THIRD AVENUE, 7TH FLOOR
New York, NY 10022 USA
TEL: 212 712 6000 FAX: 212 712 6100

DESIGN ARCHITECT: Base Building Shell & Core
**ADRIAN SMITH + GORDON GILL ARCHITECTURE**
111 WEST MONROE STREET SUITE 2300
CHICAGO IL 60603
TEL: 312 920 1888 FAX: 312 920 1775

INTERIOR DESIGNER: Residential
**Rottet Architecture and Design Studio, PLLC**
298 Fifth Ave, 7th Floor
New York, NY 10001
TEL: 646 998 7000 FAX:

ARCHITECT OF RECORD: Base Building Shell, Core, & Residential
**AAI ARCHITECTS, P.C.**
401 Wellington St. W., 3rd Floor
Toronto, ON M5V 1E7 Canada
TEL: 416 967 1500 FAX: 416 967 7150

STRUCTURAL ENGINEERS:
**WSP CANTOR SEINUK**
228 EAST 45th Street
New York, NY 10017 USA
TEL: 212 687 9888 FAX: 646 487 5501

MEP ENGINEERS:
**AKF GROUP**
165 Broadway, 22nd Floor
New York, NY 10006 USA
TEL: 212 354 5656 FAX: 212 354 5668

GEOTECHNICAL ENGINEERS:
**Langan Engineering & Environmental Services**
21 Penn Plaza - 360 West 31st Street, 8th Floor
New York, NY 10001-2727
TEL: 212 479 5400 FAX: 212 479 5444

CODE CONSULTANTS:
**Construction Consulting Associates**
100 Church Street
New York, NY 10007
TEL: 212 385 1818 FAX: 212 385 1911

CURTAINWALL CONSULTANT:
**AJLP Consulting**
40 Worth Street. Suite 826
New York, NY 10013
TEL: 212 757 5659 FAX: 646 219 8508

LANDMARK/PRESERVATION CONSULTANT:
**Jan Hird Pokorny Associates, Inc.**
39 West 37th Street, 12A
New York, NY 10018
TEL: 212 759 6462 FAX: 212 759 6540

| No. | DESCRIPTION | DATE |
|---|---|---|
| 1 | CD PROGRESS ISSUE 1 | 15 OCT 14 |
| 2 | CD PROGRESS ISSUE 2 | 19 DEC 14 |
| 3 | D.O.B. SUBMISSION | 18 FEB 15 |
| 4 | CD PROGRESS ISSUE 3 | 09 MAR 15 |
| | D.O.B. SUBMISSION | 27 APR 15 |
| 5 | CD PROGRESS ISSUE 4 | 01 JUN 15 |
| 6 | CD PROGRESS ISSUE 5 | 10 AUG 15 |
| | D.O.B. AMENDMENT 2 | 21 SEP 15 |
| 7 | CD PROGRESS ISSUE 6 | 02 NOV 15 |
| 8 | CD PROGRESS ISSUE 7 | 29 JAN 16 |
| 9 | CD ISSUE 8 - GMP SET | 31 MAR 16 |
| 10 | CD BULLETIN ISSUE - 1 | 22 APR 16 |
| 11 | CD BULLETIN ISSUE - 7 | 14 SEP 16 |
| | D.O.B. AMENDMENT 3 | 03 OCT 16 |

0 2' - 0" 4' - 0" 8' - 0"

**D.O.B. SUBMISSION**

Discrepancies must be reported immediately to the Architect before proceeding. Only figured dimensions are to be used. Contractors must check all dimensions on site. This drawing is protected by copyright.

ALL DIMENSIONS ARE SHOWN IN IMPERIAL.

CONSULTANT: AAI ARCHITECTS, P.C.

PROJECT:
**217 WEST 57TH STREET**
NEW YORK, NY

DRAWING TITLE:
97TH FLOOR PLAN (MECHANICAL)
(MFD-135TH FLOOR)

SEAL & SIGNATURE: REGISTERED ARCHITECT ERIC DAVID JAMES No. 026881 STATE OF NEW YORK

| | |
|---|---|
| DATE: | 15 OCT 14 |
| PROJECT No: | 1216-00 |
| DRAWN: Author | REV: 11 |
| CHK: Checker | |
| SCALE: 1/4" = 1'-0" | |
| DWG No: | A-167.02 |
| DOB PAGE No: | 149 of 454 |

DOB EMPLOYEE STAMP: DOB B-SCAN:

/ISSUED AS: A-164 - CD PROGRESS ISSUE 4 - 01 JUN 15 / /ISSUED AS: A-195 - CD PROGRESS ISSUE 3 - 09 MAR 15/

36" x 48" Arch E SHEET SIZE
FILE NAME:
PLOT DATE: 10/17/2016 5:54:11 PM

DEPT OF BLDGS 421263505 Job Number
E3748063140 Scan Code

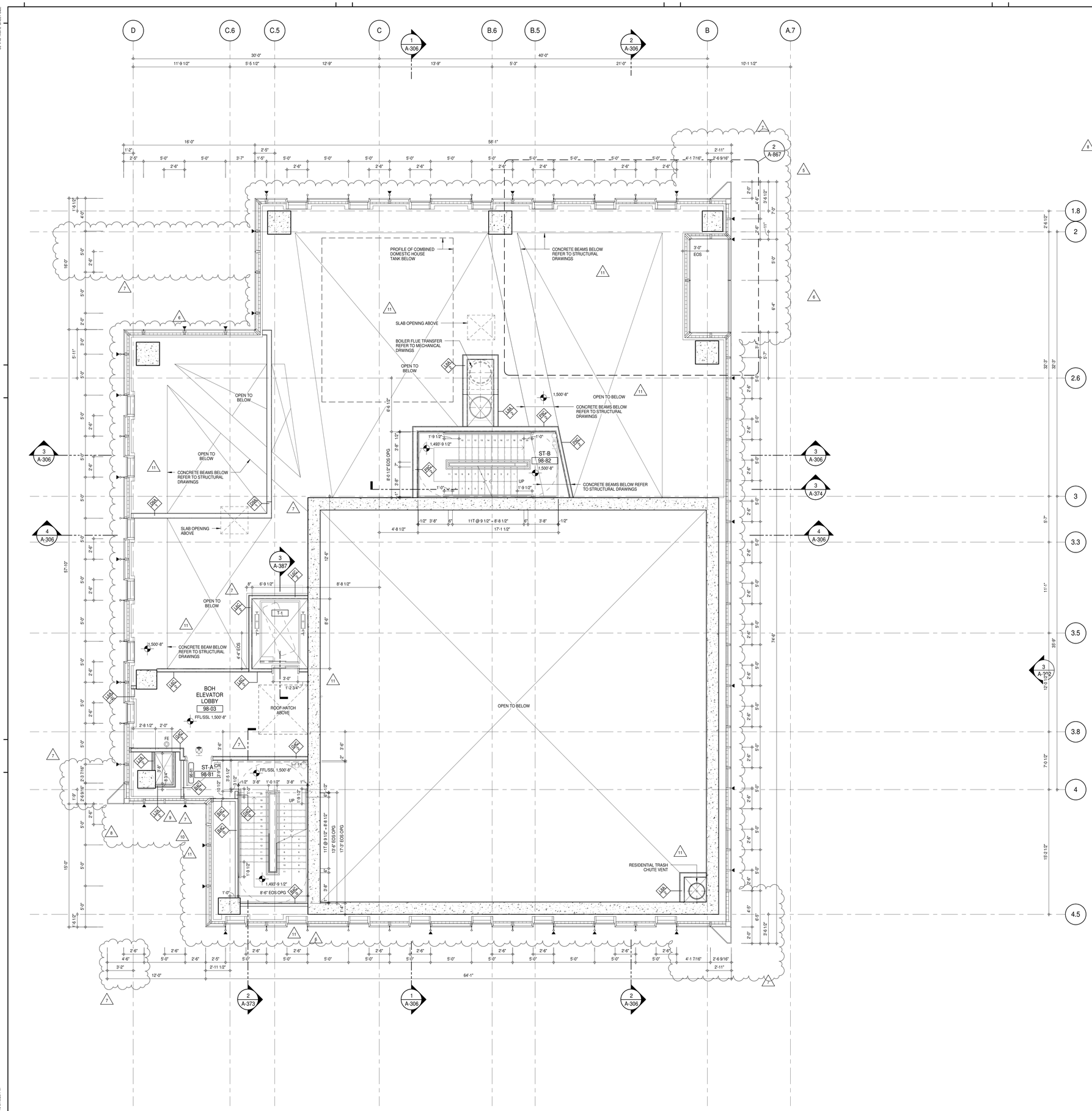


## SHEET NOTES:

C1 DASHED LINE DENOTES EXTENT OF 6" HIGH C.I.P. CONCRETE CURB. WIDTH TO MATCH PARTITION UNLESS OTHERWISE NOTED
ALL CURBS AT DOORWAYS & PATH OF TRAVEL TO BE PAINTED WITH WARNING STRIPS.

C2 DASHED LINE DENOTES EXTENT OF 8" HIGH C.I.P. CONCRETE CURB. WIDTH TO MATCH PARTITION UNLESS OTHERWISE NOTED

C3 DASHED LINE DENOTES EXTENT OF 8" HIGH CEMENT BOARD BASE CURB. REFER TO SECTION DETAIL (9) ON SHEET (A-574).

P1 CONCRETE HOUSEKEEPING PAD, HEIGHT, SIZE AND LOCATION TO BE COORDINATED WITH MECHANICAL DRAWINGS.

T1 TOP OF EXISTING STRUCT. SLAB CUT OUT FOR FLOOR RECESSED SLIDING DOOR TRACK ONCE CONSTRUCTION IS COMPLETE.

EDGE OF SLAB IS 11" FROM FACE OF GLASS UNLESS OTHERWISE STATED AND/OR AT SHEAR WALL CONDITIONS.

TEMPORARY SHEAR WALL OPENINGS REQUIRED BY THE CONTRACTOR TO COMPLETE THE PROJECT ARE TO BE IN-FILLED TO MATCH THE WALLS REQUIREMENTS INCLUDING BUT NOT LIMITED TO FIRE RATING, ACOUSTIC PROPERTY, THERMAL PROPERTY, AIR/ VAPOR PERMEABILITY.

ALL SLEEVES SHOULD EXTEND TO MATCH CURB HEIGHT IN ROOMS WITH CURBS FOR TERMINATION OF WATERPROOFING SYSTEM.

KEY PLAN:

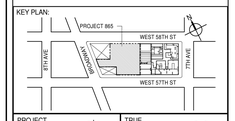


PROJECT NORTH / TRUE NORTH

DEVELOPER:
**EXTELL DEVELOPMENT COMPANY**
805 THIRD AVENUE, 7TH FLOOR
New York, NY 10022 USA
TEL: 212 712 6000 FAX: 212 712 6100

DESIGN ARCHITECT: Base Building Shell & Core
**ADRIAN SMITH + GORDON GILL ARCHITECTURE**
111 WEST MONROE STREET SUITE 2300
CHICAGO IL 60603
TEL: 312 920 1888 FAX: 312 920 1775

INTERIOR DESIGNER: Residential
**Rottet Architecture and Design Studio, PLLC**
298 Fifth Ave, 7th Floor
New York, NY 10001
TEL: 646 998 7000 FAX:

ARCHITECT OF RECORD: Base Building Shell, Core, & Residential
**AAI ARCHITECTS, P.C.**
401 Wellington St. W., 3rd Floor
Toronto, ON M5V 1E7 Canada
TEL: 416 967 1500 FAX: 416 967 7150

STRUCTURAL ENGINEERS:
**WSP CANTOR SEINUK**
228 EAST 45th Street
New York, NY 10017 USA
TEL: 212 687 9888 FAX: 646 487 5501

MEP ENGINEERS:
**AKF GROUP**
165 Broadway, 22nd Floor
New York, NY 10006 USA
TEL: 212 354 5656 FAX: 212 354 5668

GEOTECHNICAL ENGINEERS:
**Langan Engineering & Environmental Services**
21 Penn Plaza - 360 West 31st Street, 8th Floor
New York, NY 10001-2727
TEL: 212 479 5400 FAX: 212 479 5444

CODE CONSULTANTS:
**Construction Consulting Associates**
100 Church Street
New York, NY 10007
TEL: 212 385 1818 FAX: 212 385 1911

CURTAINWALL CONSULTANT:
**AJLP Consulting**
40 Worth Street. Suite 826
New York, NY 10013
TEL: 212 757 5659 FAX: 646 219 8508

LANDMARK/PRESERVATION CONSULTANT:
**Jan Hird Pokorny Associates, Inc.**
39 West 37th Street, 12A
New York, NY 10018
TEL: 212 759 6462 FAX: 212 759 6540

| No. | DESCRIPTION | DATE |
|---|---|---|
| 1 | CD PROGRESS ISSUE 1 | 15 OCT 14 |
| 2 | CD PROGRESS ISSUE 2 | 19 DEC 14 |
| 3 | D.O.B. SUBMISSION | 18 FEB 15 |
| 4 | CD PROGRESS ISSUE 3 | 09 MAR 15 |
| | D.O.B. SUBMISSION | 27 APR 15 |
| 5 | CD PROGRESS ISSUE 4 | 01 JUN 15 |
| 6 | CD PROGRESS ISSUE 5 | 10 AUG 15 |
| | D.O.B. AMENDMENT 2 | 21 SEP 15 |
| 7 | CD PROGRESS ISSUE 6 | 02 NOV 15 |
| 8 | CD PROGRESS ISSUE 7 | 29 JAN 16 |
| 9 | CD ISSUE 8 - GMP SET | 31 MAR 16 |
| 10 | CD BULLETIN ISSUE - 1 | 22 APR 16 |
| 11 | CD BULLETIN ISSUE - 7 | 14 SEP 16 |
| | D.O.B. AMENDMENT 3 | 03 OCT 16 |

//ISSUED AS: A-165 - CD PROGRESS ISSUE 4 - 01 JUN 15 // ISSUED AS: A-196 - CD PROGRESS ISSUE 3 - 09 MAR 15//

**D.O.B. SUBMISSION**

Discrepancies must be reported immediately to the Architect before proceeding. Only figured dimensions are to be used. Contractors must check all dimensions on site. This drawing is protected by copyright.

ALL DIMENSIONS ARE SHOWN IN IMPERIAL.

CONSULTANT:
AAI ARCHITECTS, P.C.

PROJECT:
**217 WEST 57TH STREET**
NEW YORK, NY

DRAWING TITLE:
98TH FLOOR PLAN (MECHANICAL)
(MFD-136TH FLOOR)

SEAL & SIGNATURE: REGISTERED ARCHITECT STEVE DAVID GARBER No. 028881 STATE OF NEW YORK

| | |
|---|---|
| DATE: | 15 OCT 14 |
| PROJECT No: | 1216-00 |
| DRAWN: Author | REV: 11 |
| CHK: Checker | |
| SCALE: 1/4" = 1'-0" | |
| DWG No: | A-168.01 |
| DOB PAGE No: | 141 of 454 |

DOB EMPLOYEE STAMP: DOB B-SCAN:

36" x 48" Arch E SHEET SIZE
FILE NAME:
PLOT DATE: 10/17/2016 8:15:55 PM

DEPT OF BLDGS 421263605 Job Number
E344305735 Scan Code

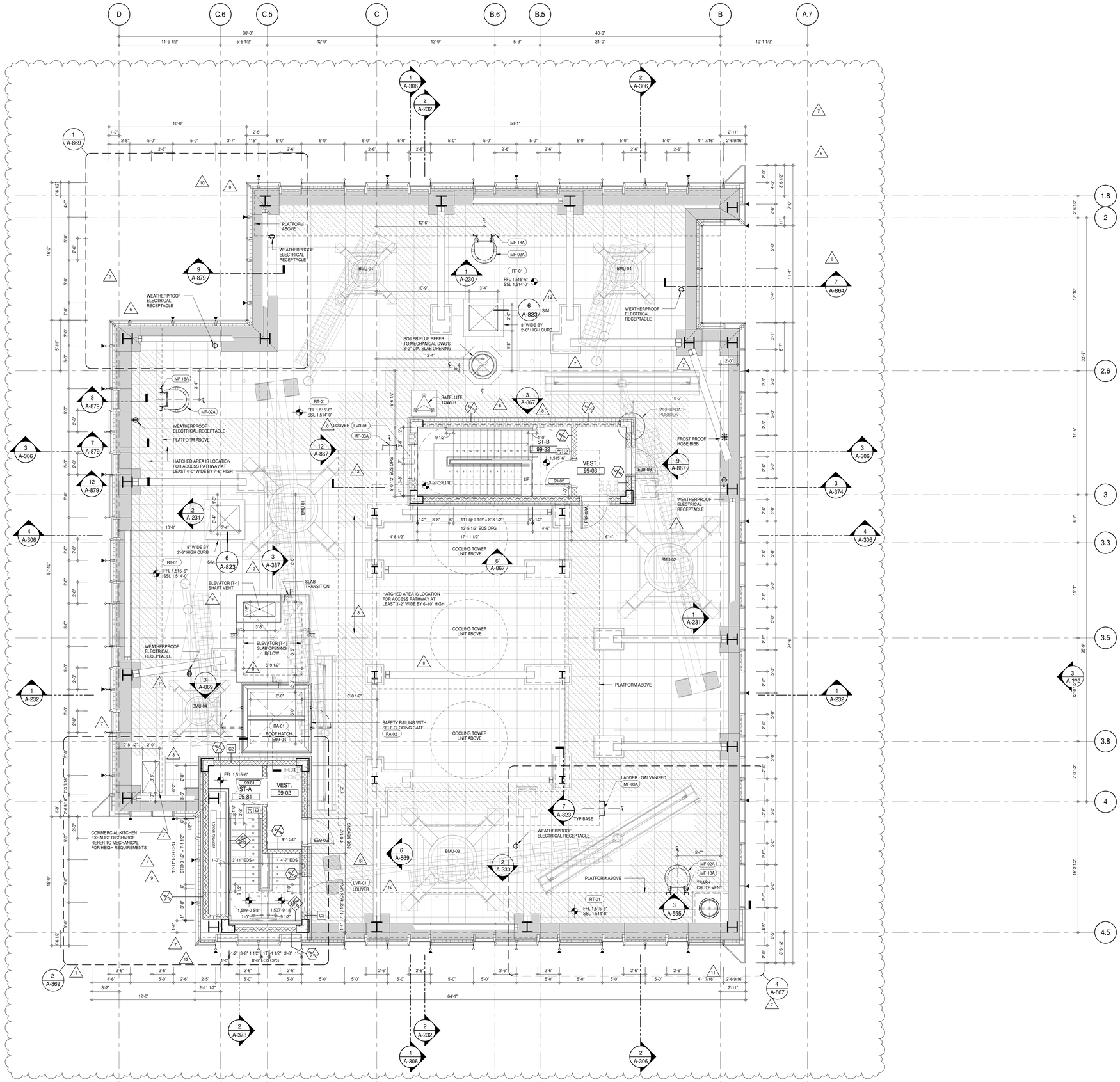


SHEET NOTES:

C1 DASHED LINE DENOTES EXTENT OF 6" HIGH C.I.P. CONCRETE CURB. WIDTH TO MATCH PARTITION UNLESS OTHERWISE NOTED
ALL CURBS AT DOORWAYS & PATH OF TRAVEL TO BE PAINTED WITH WARNING STRIPS

C2 DASHED LINE DENOTES EXTENT OF 8" HIGH C.I.P. CONCRETE CURB. WIDTH TO MATCH PARTITION UNLESS OTHERWISE NOTED

C3 DASHED LINE DENOTES EXTENT OF 8" HIGH CEMENT BOARD BASE CURB. REFER TO SECTION DETAIL (9) ON SHEET (A-574).

P1 CONCRETE HOUSEKEEPING PAD, HEIGHT, SIZE AND LOCATION TO BE COORDINATED WITH MECHANICAL DRAWINGS.

T1 TOP OF EXISTING STRUCT. SLAB CUT OUT FOR FLOOR RECESSED SLIDING DOOR TRACK ONCE CONSTRUCTION IS COMPLETE.

EDGE OF SLAB IS 11" FROM FACE OF GLASS UNLESS OTHERWISE STATED AND/OR AT SHEAR WALL CONDITIONS.

TEMPORARY SHEAR WALL OPENINGS REQUIRED BY THE CONTRACTOR TO COMPLETE THE PROJECT ARE TO BE IN-FILLED TO MATCH THE WALLS REQUIREMENTS INCLUDING BUT NOT LIMITED TO FIRE RATING, ACOUSTIC PROPERTY, THERMAL PROPERTY, AIR/ VAPOR PERMEABILITY.

ALL SLEEVES SHOULD EXTEND TO MATCH CURB HEIGHT IN ROOMS WITH CURBS FOR TERMINATION OF WATERPROOFING SYSTEM.

GENERAL NOTE:
COOLING TOWER DUNNAGE STEEL FRAMING TO BE GALVANIZED
ALL STRUCTURAL FRAMING SUPPORTING EXTERIOR WALL TO BE INTUMESCENT FIREPROOFING TYPE [FP-6 ]

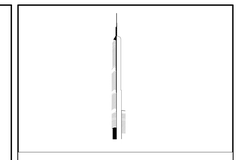

KEY PLAN:

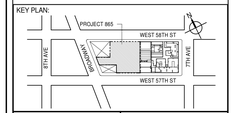


PROJECT NORTH | TRUE NORTH

DEVELOPER:
**EXTELL DEVELOPMENT COMPANY**
805 THIRD AVENUE, 7TH FLOOR
New York, NY 10022 USA
TEL: 212 712 6000 FAX: 212 712 6100

DESIGN ARCHITECT: Base Building Shell & Core
**ADRIAN SMITH + GORDON GILL ARCHITECTURE**
111 WEST MONROE STREET SUITE 2300
CHICAGO IL 60603
TEL: 312 920 1888 FAX: 312 920 1775

INTERIOR DESIGNER: Residential
**Rottet Architecture and Design Studio, PLLC**
298 Fifth Ave, 7th Floor
New York, NY 10001
TEL: 646 998 7000 FAX:

ARCHITECT OF RECORD: Base Building Shell, Core, & Residential
**AAI ARCHITECTS, P.C.**
401 Wellington St. W., 3rd Floor
Toronto, ON M5V 1E7 Canada
TEL: 416 967 1500 FAX: 416 967 7150

STRUCTURAL ENGINEERS:
**WSP CANTOR SEINUK**
228 EAST 45th Street
New York, NY 10017 USA
TEL: 212 687 9888 FAX: 646 487 5501

MEP ENGINEERS:
**AKF GROUP**
165 Broadway, 22nd Floor
New York, NY 10006 USA
TEL: 212 354 5656 FAX: 212 354 5668

GEOTECHNICAL ENGINEERS:
**Langan Engineering & Environmental Services**
21 Penn Plaza - 360 West 31st Street, 8th Floor
New York, NY 10001-2727
TEL: 212 479 5400 FAX: 212 479 5444

CODE CONSULTANTS:
**Construction Consulting Associates**
100 Church Street
New York, NY 10007
TEL: 212 385 1818 FAX: 212 385 1911

CURTAINWALL CONSULTANT:
**AJLP Consulting**
40 Worth Street. Suite 826
New York, NY 10013
TEL: 212 757 5659 FAX: 646 219 8508

LANDMARK/PRESERVATION CONSULTANT:
**Jan Hird Pokorny Associates, Inc.**
39 West 37th Street, 12A
New York, NY 10018
TEL: 212 759 6462 FAX: 212 759 6540

| No. | DESCRIPTION | DATE |
|---|---|---|
| 1 | CD PROGRESS ISSUE 1 | 15 OCT 14 |
| 2 | CD PROGRESS ISSUE 2 | 19 DEC 14 |
| 3 | D.O.B. SUBMISSION | 18 FEB 15 |
| 4 | CD PROGRESS ISSUE 3 | 09 MAR 15 |
| | D.O.B. SUBMISSION | 27 APR 15 |
| 5 | CD PROGRESS ISSUE 4 | 01 JUN 15 |
| 6 | CD PROGRESS ISSUE 5 | 10 AUG 15 |
| | D.O.B. AMENDMENT 2 | 21 SEP 15 |
| 7 | CD PROGRESS ISSUE 6 | 02 NOV 15 |
| 8 | CD PROGRESS ISSUE 7 | 29 JAN 16 |
| 9 | CD PROGRESS ISSUE 8 MEP – GMP SET | 18 MAR 16 |
| 10 | CD ISSUE 8 - GMP SET | 31 MAR 16 |
| 11 | CD BULLETIN ISSUE - 2 | 11 MAY 16 |
| 12 | CD BULLETIN ISSUE - 3 | 25 MAY 16 |
| | D.O.B. AMENDMENT 3 | 03 OCT 16 |

0 2' - 0" 4' - 0" 8' - 0"

**D.O.B. SUBMISSION**

Discrepancies must be reported immediately to the Architect before proceeding. Only figured dimensions are to be used. Contractors must check all dimensions on site. This drawing is protected by copyright.

ALL DIMENSIONS ARE SHOWN IN IMPERIAL.

CONSULTANT:
AAI ARCHITECTS, P.C.

PROJECT:
**217 WEST 57TH STREET**
NEW YORK, NY

DRAWING TITLE:
99TH FLOOR PLAN (ROOF) (MFD-137TH FLOOR ROOF)

SEAL & SIGNATURE: REGISTERED ARCHITECT ANDRE DAVID JAROSZ 026881 STATE OF NEW YORK

| | |
|---|---|
| DATE: | 15 OCT 14 |
| PROJECT No: | 1216-00 |
| DRAWN: Author | REV: 12 |
| CHK.: Checker | |
| SCALE: 1/4" = 1'-0" | |
| DWG No: | A-169.01 |
| DOB PAGE No: | 142 of 454 |

DOB EMPLOYEE STAMP: DOB B-SCAN:

/ISSUED AS: A-166 - CD PROGRESS ISSUE 4 - 01 JUN 15 / ISSUED AS: A-197 - CD PROGRESS ISSUE 3 - 09 MAR 15/

36" x 48" Arch E SHEET SIZE
FILE NAME: 1217201 6 6-54-29 PM
PLOT DATE: 10/17/2016

DEPT OF BLDGS 421226305 Job Number
E3890633P0M6 Scan Code

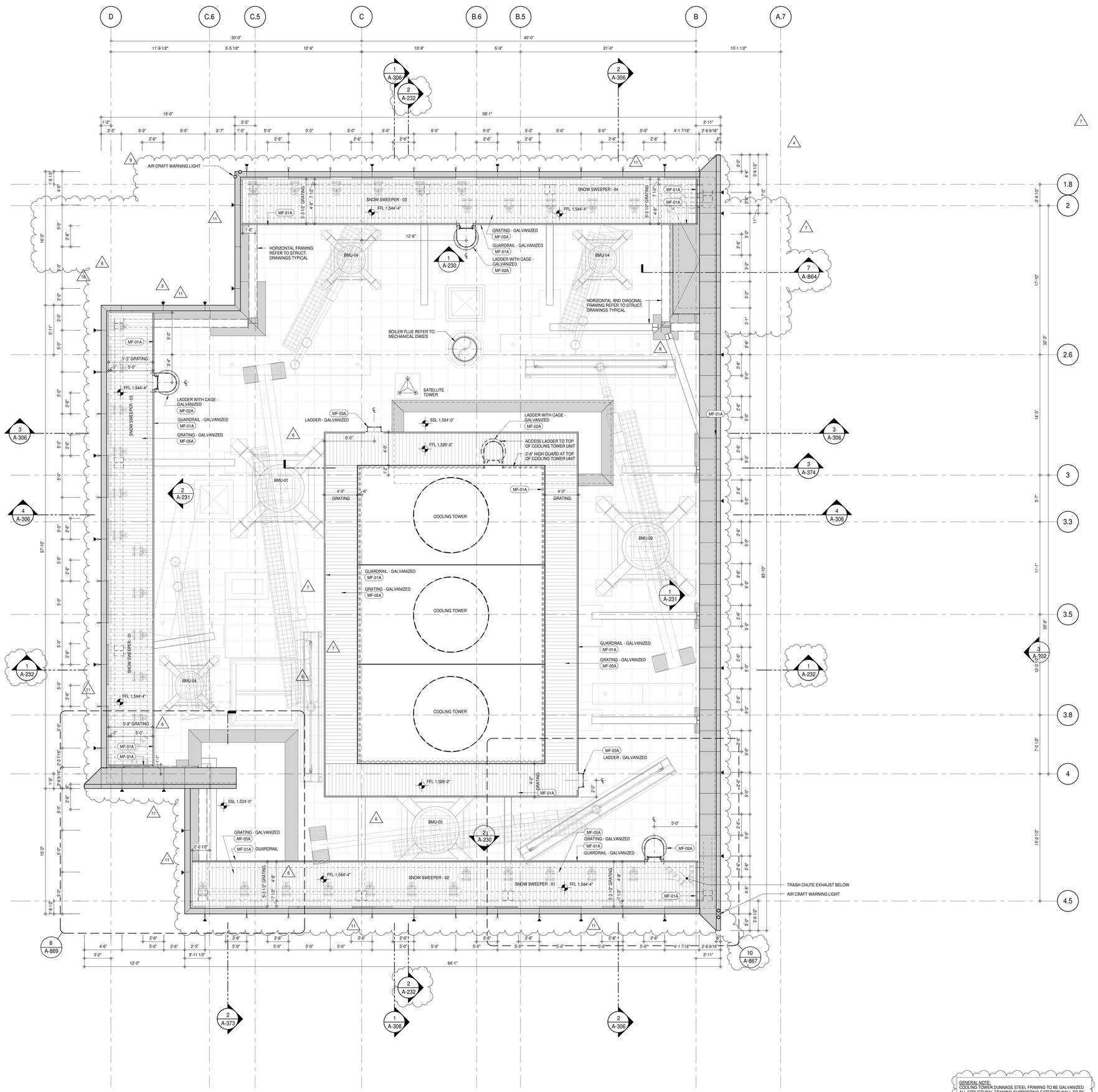


## SHEET NOTES:

C1 DASHED LINE DENOTES EXTENT OF 6" HIGH C.I.P. CONCRETE CURB. WIDTH TO MATCH PARTITION UNLESS OTHERWISE NOTED
ALL CURBS AT DOORWAYS & EACH OF TRAVEL TO BE PAINTED WITH WARNING STRIPS

C2 DASHED LINE DENOTES EXTENT OF 6" HIGH C.I.P. CONCRETE CURB. WIDTH TO MATCH PARTITION UNLESS OTHERWISE NOTED

C3 DASHED LINE DENOTES EXTENT OF 8" HIGH CEMENT BOARD BASE CURB. REFER TO SECTION DETAIL (9) ON SHEET (A-574).

P1 CONCRETE HOUSEKEEPING PAD, HEIGHT, SIZE AND LOCATION TO BE COORDINATED WITH MECHANICAL DRAWINGS.

T1 TOP OF EXISTING STRUCT. SLAB CUT OUT FOR FLOOR RECESSED SLIDING DOOR TRACK ONCE CONSTRUCTION IS COMPLETE.

EDGE OF SLAB IS 11" FROM FACE OF GLASS UNLESS OTHERWISE STATED AND/OR AT SHEAR WALL CONDITIONS.

TEMPORARY SHEAR WALL OPENINGS REQUIRED BY THE CONTRACTOR TO COMPLETE THE PROJECT ARE TO BE IN-FILLED TO MATCH THE WALLS REQUIREMENTS INCLUDING BUT NOT LIMITED TO FIRE RATING, ACOUSTIC PROPERTY, THERMAL PROPERTY, AIR/ VAPOR PERMEABILITY.

ALL SLEEVES SHOULD EXTEND TO MATCH CURB HEIGHT IN ROOMS WITH CURBS FOR TERMINATION OF WATERPROOFING SYSTEM.

## KEYNOTE LEGEND:

| TAG # | DESCRIPTION |
|---|---|
| MF-01A | GUARDRAIL - GALVANIZED |
| MF-02A | LADDER WITH CAGE - GALVANIZED |
| MF-03A | LADDER - GALVANIZED |
| MF-05A | GRATING - GALVANIZED |

GENERAL NOTE:
COOLING TOWER DUNNAGE STEEL FRAMING TO BE GALVANIZED
ALL STRUCTURAL FRAMING SUPPORTING EXTERIOR WALL TO BE INTUMESCENT FIREPROOFING TYPE [FP-6 ]

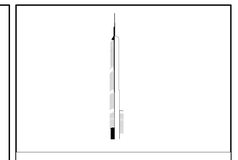

KEY PLAN:

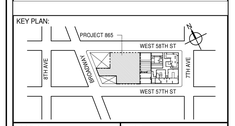


PROJECT NORTH | TRUE NORTH

DEVELOPER:
**EXTELL DEVELOPMENT COMPANY**
805 THIRD AVENUE, 7TH FLOOR
New York, NY 10022 USA
TEL: 212 712 6000 FAX: 212 712 6100

DESIGN ARCHITECT: Base Building Shell & Core
**ADRIAN SMITH + GORDON GILL ARCHITECTURE**
111 WEST MONROE STREET SUITE 2300
CHICAGO IL 60603
TEL: 312 920 1888 FAX: 312 920 1775

INTERIOR DESIGNER: Residential
**Rottet Architecture and Design Studio, PLLC**
298 Fifth Ave, 7th Floor
New York, NY 10001
TEL: 646 998 7000 FAX:

ARCHITECT OF RECORD: Base Building Shell, Core, & Residential
**AAI ARCHITECTS, P.C.**
401 Wellington St. W., 3rd Floor
Toronto, ON M5V 1E7 Canada
TEL: 416 967 1500 FAX: 416 967 7150

STRUCTURAL ENGINEERS:
**WSP CANTOR SEINUK**
228 EAST 45th Street
New York, NY 10017 USA
TEL: 212 687 9888 FAX: 646 487 5501

MEP ENGINEERS:
**AKF GROUP**
165 Broadway, 22nd Floor
New York, NY 10006 USA
TEL: 212 354 5656 FAX: 212 354 5668

GEOTECHNICAL ENGINEERS:
**Langan Engineering & Environmental Services**
21 Penn Plaza - 360 West 31st Street, 8th Floor
New York, NY 10001-2727
TEL: 212 479 5400 FAX: 212 479 5444

CODE CONSULTANTS:
**Construction Consulting Associates**
100 Church Street
New York, NY 10007
TEL: 212 385 1818 FAX: 212 385 1911

CURTAINWALL CONSULTANT:
**AJLP Consulting**
40 Worth Street. Suite 826
New York, NY 10013
TEL: 212 757 5659 FAX: 646 219 8508

LANDMARK/PRESERVATION CONSULTANT:
**Jan Hird Pokorny Associates, Inc.**
39 West 37th Street, 12A
New York, NY 10018
TEL: 212 759 6462 FAX: 212 759 6540

| No. | DESCRIPTION | DATE |
|---|---|---|
| 1 | CD PROGRESS ISSUE 2 | 19 DEC 14 |
| 2 | D.O.B. SUBMISSION | 18 FEB 15 |
| 3 | CD PROGRESS ISSUE 3 | 09 MAR 15 |
| | D.O.B. SUBMISSION | 27 APR 15 |
| 4 | CD PROGRESS ISSUE 4 | 01 JUN 15 |
| 5 | CD PROGRESS ISSUE 5 | 10 AUG 15 |
| | D.O.B. AMENDMENT 2 | 21 SEP 15 |
| 6 | CD PROGRESS ISSUE 6 | 02 NOV 15 |
| 7 | CD PROGRESS ISSUE 7 | 29 JAN 16 |
| 8 | CD PROGRESS ISSUE 8 MEP – GMP SET | 18 MAR 16 |
| 9 | CD ISSUE 8 - GMP SET | 31 MAR 16 |
| 10 | CD BULLETIN ISSUE - 2 | 11 MAY 16 |
| 11 | CD BULLETIN ISSUE - 3 | 25 MAY 16 |
| | D.O.B. AMENDMENT 3 | 03 OCT 16 |

0 2' - 0" 4' - 0" 8' - 0"

**D.O.B. SUBMISSION**

Discrepancies must be reported immediately to the Architect before proceeding. Only figured dimensions are to be used. Contractors must check all dimensions on site. This drawing is protected by copyright.

ALL DIMENSIONS ARE SHOWN IN IMPERIAL.

CONSULTANT: AAI ARCHITECTS, P.C.

PROJECT:
**217 WEST 57TH STREET**
NEW YORK, NY

DRAWING TITLE:
BMU PLATFORM FLOOR PLAN
(MFD-BMU PLATFORM)

SEAL & SIGNATURE: REGISTERED ARCHITECT JOSE DAVID JAMES No. 028881 STATE OF NEW YORK

| | |
|---|---|
| DATE: | 19 DEC 14 |
| PROJECT No: | 1216-00 |
| DRAWN: Author | REV: 11 |
| CHK: Checker | |
| SCALE: 1/4" = 1'-0" | |
| DWG No: | A-170.01 |
| DOB PAGE No: | 143 of 454 |

DOB EMPLOYEE STAMP: DOB B-SCAN:

/ISSUED AS: A-167 - CD PROGRESS ISSUE 4 - 01 JUN 15 / ISSUED AS: A-198 - CD PROGRESS ISSUE 3 - 09 MAR 15/

36" x 48" Arch E SHEET SIZE
FILE NAME:
PLOT DATE: 10/17/2016 5:54:51 PM

DEPT OF BLDGS 421263626 Job Number
E322495540B5 Scan Code

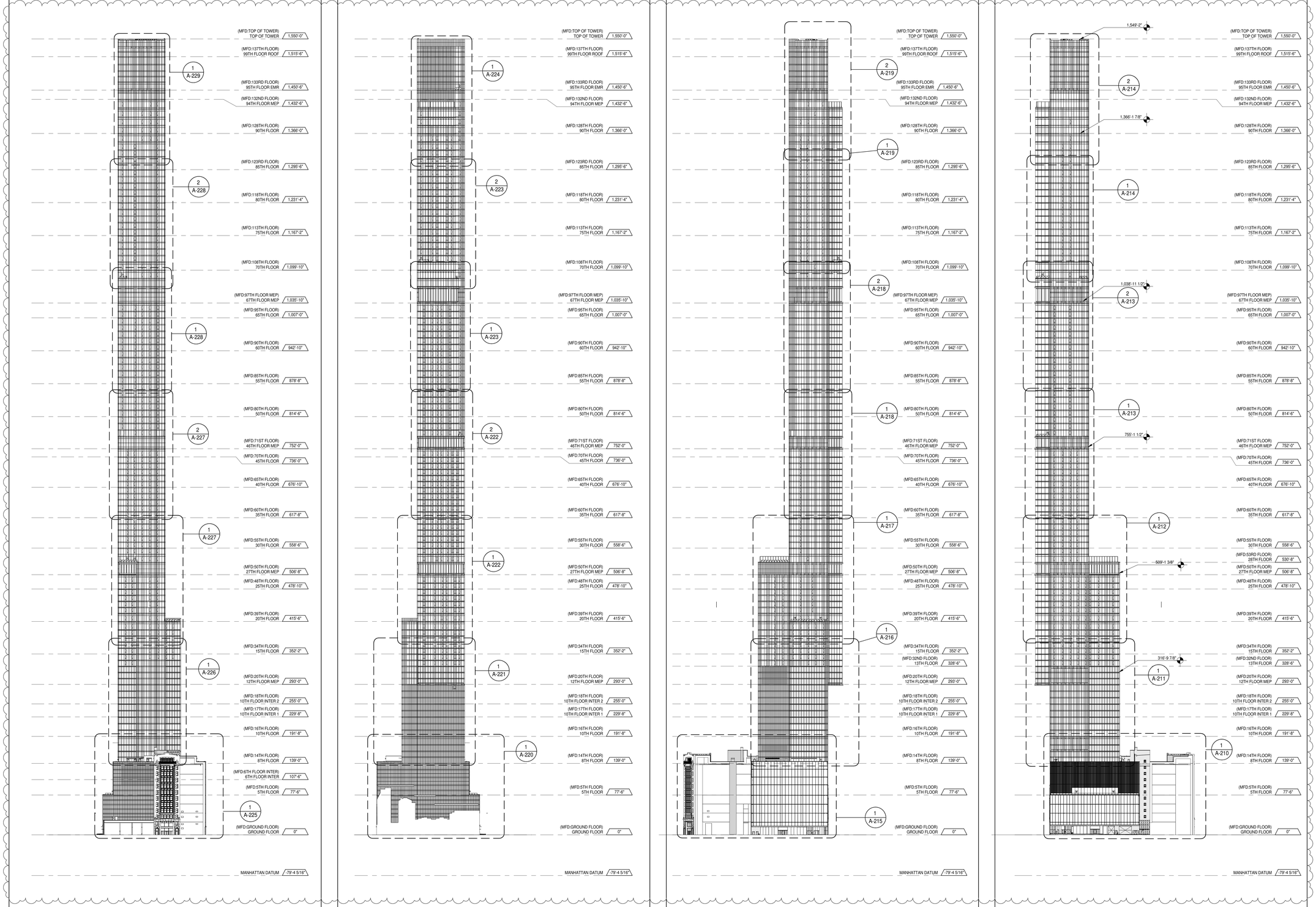


**WEST ELEVATION** 4
A-105
1/64" = 1'-0"

**EAST ELEVATION** 3
A-105
1/64" = 1'-0"

**SOUTH ELEVATION** 2
A-105
1/64" = 1'-0"

**NORTH ELEVATION** 1
A-105
1/64" = 1'-0"

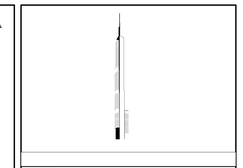

KEY PLAN:

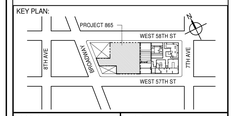


PROJECT NORTH

TRUE NORTH

DEVELOPER:
***EXTELL DEVELOPMENT COMPANY***
805 THIRD AVENUE, 7TH FLOOR
New York, NY 10022 USA
TEL: 212 712 6000 FAX: 212 712 6100

DESIGN ARCHITECT: Base Building Shell & Core
***ADRIAN SMITH + GORDON GILL ARCHITECTURE***
111 WEST MONROE STREET SUITE 2300
CHICAGO IL 60603
TEL: 312 920 1888 FAX: 312 920 1775

INTERIOR DESIGNER: Residential
***Rottet Architecture and Design Studio, PLLC***
298 Fifth Ave, 7th Floor
New York, NY 10001
TEL: 646 998 7000 FAX:

ARCHITECT OF RECORD: Base Building Shell, Core, & Residential
***AAI ARCHITECTS, P.C.***
401 Wellington St. W., 3rd Floor
Toronto, ON M5V 1E7 Canada
TEL: 416 967 1500 FAX: 416 967 7150

STRUCTURAL ENGINEERS:
***WSP CANTOR SEINUK***
228 EAST 45th Street
New York, NY 10017 USA
TEL: 212 687 9888 FAX: 646 487 5501

MEP ENGINEERS:
***AKF GROUP***
165 Broadway, 22nd Floor
New York, NY 10006 USA
TEL: 212 354 5656 FAX: 212 354 5668

GEOTECHNICAL ENGINEERS:
***Langan Engineering & Environmental Services***
21 Penn Plaza - 360 West 31st Street, 8th Floor
New York, NY 10001-2727
TEL: 212 479 5400 FAX: 212 479 5444

CODE CONSULTANTS:
***Construction Consulting Associates***
100 Church Street
New York, NY 10007
TEL: 212 385 1818 FAX: 212 385 1911

CURTAINWALL CONSULTANT:
***AJLP Consulting***
40 Worth Street. Suite 826
New York, NY 10013
TEL: 212 757 5659 FAX: 646 219 8508

LANDMARK/PRESERVATION CONSULTANT:
***Jan Hird Pokorny Associates, Inc.***
39 West 37th Street, 12A
New York, NY 10018
TEL: 212 759 6462 FAX: 212 759 6540

| No. | DESCRIPTION | DATE |
|---|---|---|
| 1 | CD PROGRESS ISSUE 1 | 15 OCT 14 |
| 2 | D.O.B. SUBMISSION | 05 DEC 14 |
| 3 | CD PROGRESS ISSUE 2 | 19 DEC 14 |
| 4 | D.O.B. SUBMISSION | 18 FEB 15 |
| 5 | CD PROGRESS ISSUE 3 | 09 MAR 15 |
| | D.O.B. SUBMISSION | 27 APR 15 |
| 6 | CD PROGRESS ISSUE 4 | 01 JUN 15 |
| 7 | CD PROGRESS ISSUE 5 | 10 AUG 15 |
| | D.O.B. AMENDMENT 2 | 21 SEP 15 |
| 8 | CD PROGRESS ISSUE 6 | 02 NOV 15 |
| 9 | CD PROGRESS ISSUE 7 | 29 JAN 16 |
| 10 | CD ISSUE 8 - GMP SET | 31 MAR 16 |
| | D.O.B. AMENDMENT 3 | 03 OCT 16 |

0 32' - 0" 64' - 0" 128' - 0"

## D.O.B. SUBMISSION

Discrepancies must be reported immediately to the Architect before proceeding. Only figured dimensions are to be used. Contractors must check all dimensions on site. This drawing is protected by copyright.

ALL DIMENSIONS ARE SHOWN IN IMPERIAL.

CONSULTANT:

AAI ARCHITECTS, P.C.

PROJECT:

**217 WEST 57TH STREET**
NEW YORK, NY

DRAWING TITLE:

OVERALL BUILDING ELEVATIONS

SEAL & SIGNATURE:

REGISTERED ARCHITECT RICHARD DAVID JAMES NO. 022883 STATE OF NEW YORK

| | |
|---|---|
| DATE: | 15 OCT 14 |
| PROJECT No: | 1216-00 |
| DRAWN: Author | REV: |
| CHK: Checker | 10 |
| SCALE: 1/64" = 1'-0" | |
| DWG No: | A-202.02 |
| DOB PAGE No: | 144 of 454 |

DOB EMPLOYEE STAMP:

DOB B-SCAN:

36" x 48" Arch E SHEET SIZE
FILE NAME:
PLOT DATE: 10/17/2016 7:07:45 PM

DEPT OF BLDGS 421208305 Job Number
E399543477 75 Scan Code

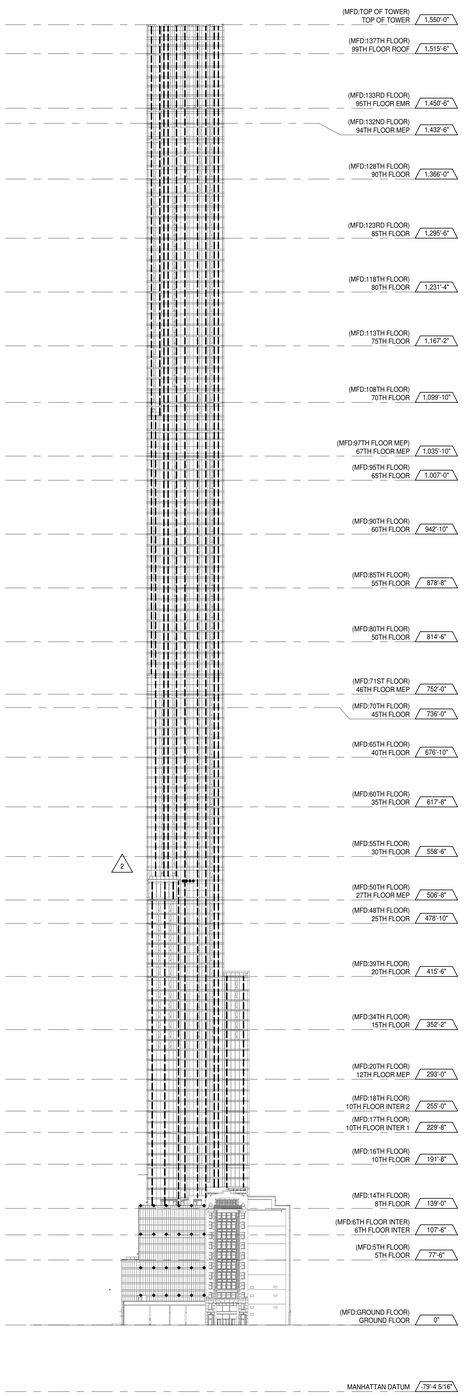


**WEST ELEVATION** 4

1/64" = 1'-0"

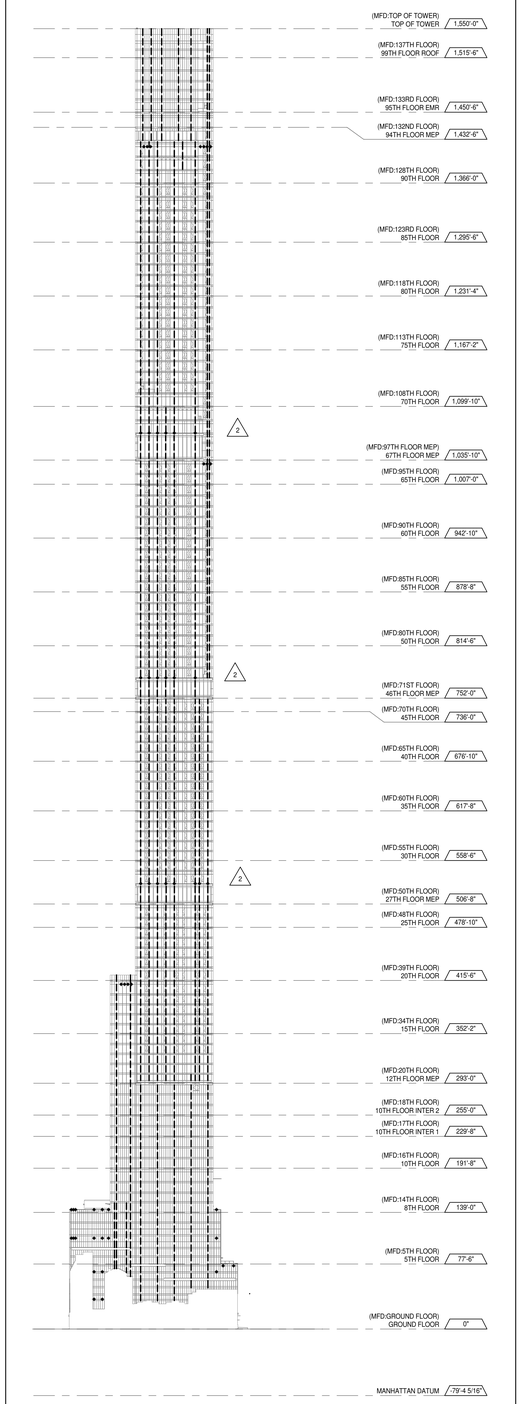


**EAST ELEVATION** 3

1/64" = 1'-0"

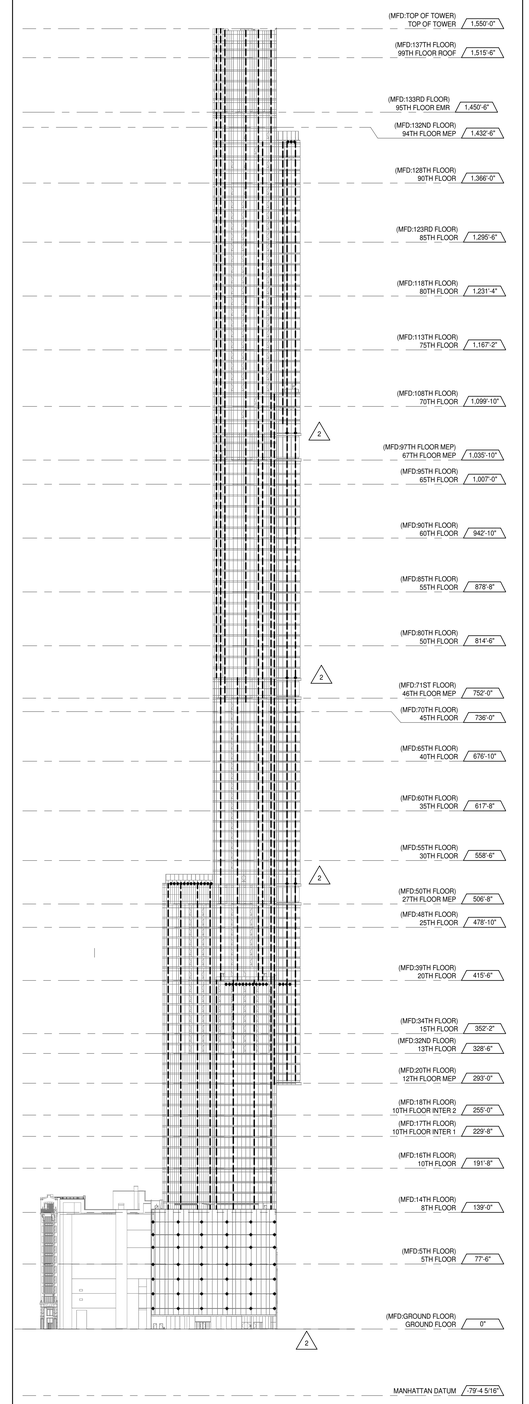


**SOUTH ELEVATION** 2

1/64" = 1'-0"

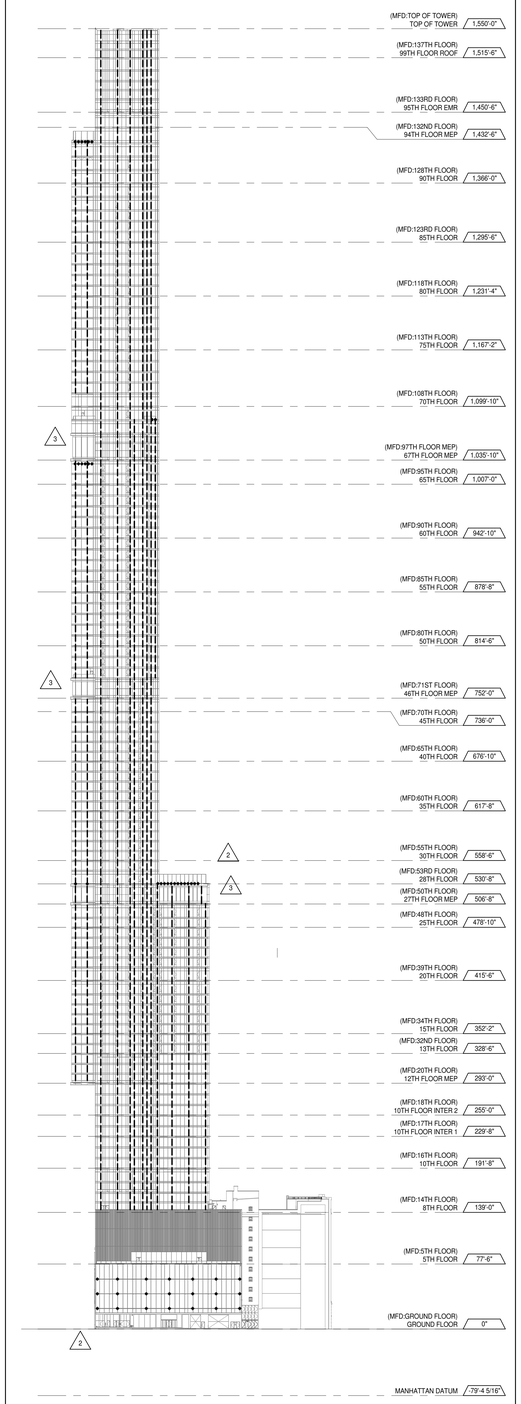


**NORTH ELEVATION** 1

1/64" = 1'-0"



KEY PLAN:

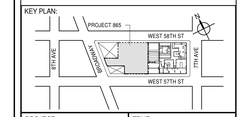


PROJECT NORTH

TRUE NORTH

DEVELOPER:
**EXTELL DEVELOPMENT COMPANY**
805 THIRD AVENUE, 7TH FLOOR
New York, NY 10022 USA
TEL: 212 712 6000 FAX: 212 712 6100

DESIGN ARCHITECT: Base Building Shell & Core
**ADRIAN SMITH + GORDON GILL ARCHITECTURE**
111 WEST MONROE STREET SUITE 2300
CHICAGO IL 60603
TEL: 312 920 1888 FAX: 312 920 1775

INTERIOR DESIGNER: Residential
**Rottet Architecture and Design Studio, PLLC**
298 Fifth Ave, 7th Floor
New York, NY 10001
TEL: 646 998 7000 FAX:

ARCHITECT OF RECORD: Base Building Shell, Core, & Residential
**AAI ARCHITECTS, P.C.**
401 Wellington St. W., 3rd Floor
Toronto, ON M5V 1E7 Canada
TEL: 416 967 1500 FAX: 416 967 7150

STRUCTURAL ENGINEERS:
**WSP CANTOR SEINUK**
228 EAST 45th Street
New York, NY 10017 USA
TEL: 212 687 9888 FAX: 646 487 5501

MEP ENGINEERS:
**AKF GROUP**
165 Broadway, 22nd Floor
New York, NY 10006 USA
TEL: 212 354 5656 FAX: 212 354 5668

GEOTECHNICAL ENGINEERS:
**Langan Engineering & Environmental Services**
21 Penn Plaza - 360 West 31st Street, 8th Floor
New York, NY 10001-2727
TEL: 212 479 5400 FAX: 212 479 5444

CODE CONSULTANTS:
**Construction Consulting Associates**
100 Church Street
New York, NY 10007
TEL: 212 385 1818 FAX: 212 385 1911

CURTAINWALL CONSULTANT:
**AJLP Consulting**
40 Worth Street. Suite 826
New York, NY 10013
TEL: 212 757 5659 FAX: 646 219 8508

LANDMARK/PRESERVATION CONSULTANT:
**Jan Hird Pokorny Associates, Inc.**
39 West 37th Street, 12A
New York, NY 10018
TEL: 212 759 6462 FAX: 212 759 6540

| No. | DESCRIPTION | DATE |
|---|---|---|
| 1 | CD PROGRESS ISSUE 7 | 29 JAN 16 |
| 2 | CD ISSUE 8 - GMP SET | 31 MAR 16 |
| 3 | CD BULLETIN ISSUE - 1 | 22 APR 16 |
| | D.O.B. AMENDMENT 3 | 03 OCT 16 |

**D.O.B. SUBMISSION**

Discrepancies must be reported immediately to the Architect before proceeding. Only figured dimensions are to be used. Contractors must check all dimensions on site. This drawing is protected by copyright.

ALL DIMENSIONS ARE SHOWN IN IMPERIAL.

CONSULTANT:

AAI ARCHITECTS, P.C.

PROJECT:

**217 WEST 57TH STREET**
NEW YORK, NY

DRAWING TITLE:

FACADE MAINTENANCE SYSTEM
BUILDING ELEVATION

SEAL & SIGNATURE:

REGISTERED ARCHITECT RENE DAVID JANSEN NO. 022883 STATE OF NEW YORK

| | |
|---|---|
| DATE: | 29 JAN 16 |
| PROJECT No: | 1216-00 |
| DRAWN: Author | REV: |
| CHK: Checker | 3 |
| SCALE: 1/64" = 1'-0" | |
| DWG No: | A-203.00 |
| DOB PAGE No: | 145 of 454 |

DOB EMPLOYEE STAMP:

DOB B-SCAN:

36" x 48" Arch E SHEET SIZE
FILE NAME:
PLOT DATE: 10/17/2016 6:34:27 PM

DEPT OF BLDGS 421208505 Job Number
ES-2A251399 Scan Code

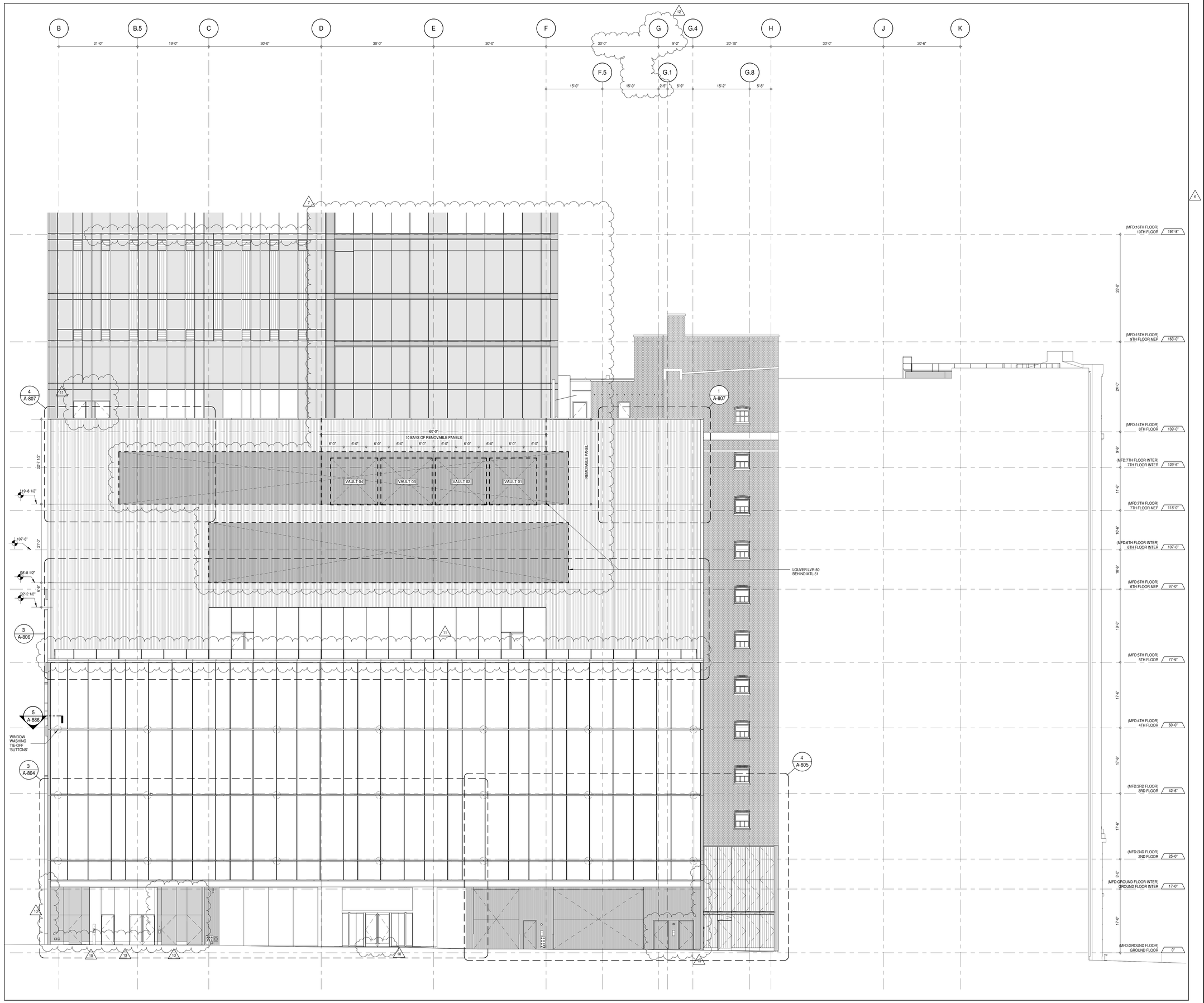


## PARTIAL ELEVATION - NORTH

A-202
1/8" = 1'-0"

1

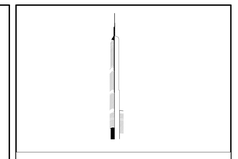

KEY PLAN:

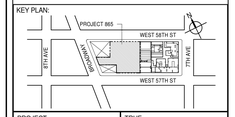


PROJECT NORTH

TRUE NORTH

DEVELOPER:
***EXTELL DEVELOPMENT COMPANY***
805 THIRD AVENUE, 7TH FLOOR
New York, NY 10022 USA
TEL: 212 712 6000 FAX: 212 712 6100

DESIGN ARCHITECT: Base Building Shell & Core
***ADRIAN SMITH + GORDON GILL ARCHITECTURE***
111 WEST MONROE STREET SUITE 2300
CHICAGO IL 60603
TEL: 312 920 1888 FAX: 312 920 1775

INTERIOR DESIGNER: Residential
***Rottet Architecture and Design Studio, PLLC***
298 Fifth Ave, 7th Floor
New York, NY 10001
TEL: 646 998 7000 FAX:

ARCHITECT OF RECORD: Base Building Shell, Core, & Residential
***AAI ARCHITECTS, P.C.***
401 Wellington St. W., 3rd Floor
Toronto, ON M5V 1E7 Canada
TEL: 416 967 1500 FAX: 416 967 7150

STRUCTURAL ENGINEERS:
***WSP CANTOR SEINUK***
228 EAST 45th Street
New York, NY 10017 USA
TEL: 212 687 9888 FAX: 646 487 5501

MEP ENGINEERS:
***AKF GROUP***
165 Broadway, 22nd Floor
New York, NY 10006 USA
TEL: 212 354 5656 FAX: 212 354 5668

GEOTECHNICAL ENGINEERS:
***Langan Engineering & Environmental Services***
21 Penn Plaza - 360 West 31st Street, 8th Floor
New York, NY 10001-2727
TEL: 212 479 5400 FAX: 212 479 5444

CODE CONSULTANTS:
***Construction Consulting Associates***
100 Church Street
New York, NY 10007
TEL: 212 385 1818 FAX: 212 385 1911

CURTAINWALL CONSULTANT:
***AJLP Consulting***
40 Worth Street. Suite 826
New York, NY 10013
TEL: 212 757 5659 FAX: 646 219 8508

LANDMARK/PRESERVATION CONSULTANT:
***Jan Hird Pokorny Associates, Inc.***
39 West 37th Street, 12A
New York, NY 10018
TEL: 212 759 6462 FAX: 212 759 6540

| No. | DESCRIPTION | DATE |
|---|---|---|
| 1 | CD PROGRESS ISSUE 1 | 15 OCT 14 |
| 2 | CD PROGRESS ISSUE 2 | 19 DEC 14 |
| 3 | D.O.B. SUBMISSION | 18 FEB 15 |
| 4 | CD PROGRESS ISSUE 3 | 09 MAR 15 |
| | D.O.B. SUBMISSION | 27 APR 15 |
| 5 | CD PROGRESS ISSUE 4 | 01 JUN 15 |
| | D.O.B. AMENDMENT 1 | 24 JUL 15 |
| 6 | CD PROGRESS ISSUE 5 | 10 AUG 15 |
| | D.O.B. AMENDMENT 2 | 21 SEP 15 |
| 7 | CD PROGRESS ISSUE 6 | 02 NOV 15 |
| 8 | CD PROGRESS ISSUE 7 | 29 JAN 16 |
| 9 | CD ISSUE 8 - GMP SET | 31 MAR 16 |
| 10 | CD BULLETIN ISSUE - 1 | 22 APR 16 |
| 11 | CD BULLETIN ISSUE - 2 | 11 MAY 16 |
| 12 | ASI ISSUE - 1 | 18 MAY 16 |
| 13 | CD BULLETIN ISSUE - 4 | 15 JUL 16 |
| | D.O.B. AMENDMENT 3 | 03 OCT 16 |

0 4' - 0" 8' - 0" 16' - 0"

**D.O.B. SUBMISSION**

Discrepancies must be reported immediately to the Architect before proceeding. Only figured dimensions are to be used. Contractors must check all dimensions on site. This drawing is protected by copyright.

ALL DIMENSIONS ARE SHOWN IN IMPERIAL.

CONSULTANT:

AAI ARCHITECTS, P.C.

PROJECT:

**217 WEST 57TH STREET**
NEW YORK, NY

DRAWING TITLE:

PARTIAL ELEVATION - NORTH

SEAL & SIGNATURE:

REGISTERED ARCHITECT WILLIAE DAVID JAMISON No. 028881 STATE OF NEW YORK

| | |
|---|---|
| DATE: | 15 OCT 14 |
| PROJECT No: | 1216-00 |
| DRAWN: Author | REV: |
| Chkd: Checker | 13 |
| SCALE: 1/8" = 1'-0" | |
| DWG No: | A-210.03 |
| DOB PAGE No: | 146 of 454 |

DOB EMPLOYEE STAMP:

DOB B-SCAN:

36" x 48" Arch E SHEET SIZE
FILE NAME:
PLOT DATE: 10/17/2016 7:08:49 PM

DEPT OF BLDGS 421208305 Job Number
E3435669526 Scan Code




**PARTIAL ELEVATION - NORTH** 1
A-202
1/8" = 1'-0"

KEY PLAN:

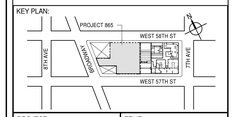


PROJECT NORTH

TRUE NORTH

DEVELOPER:
***EXTELL DEVELOPMENT COMPANY***
805 THIRD AVENUE, 7TH FLOOR
New York, NY 10022 USA
TEL: 212 712 6000 FAX: 212 712 6100

DESIGN ARCHITECT: Base Building Shell & Core
***ADRIAN SMITH + GORDON GILL ARCHITECTURE***
111 WEST MONROE STREET SUITE 2300
CHICAGO IL 60603
TEL: 312 920 1888 FAX: 312 920 1775

INTERIOR DESIGNER: Residential
***Rottet Architecture and Design Studio, PLLC***
298 Fifth Ave, 7th Floor
New York, NY 10001
TEL: 646 998 7000 FAX:

ARCHITECT OF RECORD: Base Building Shell, Core, & Residential
***AAI ARCHITECTS, P.C.***
401 Wellington St. W., 3rd Floor
Toronto, ON M5V 1E7 Canada
TEL: 416 967 1500 FAX: 416 967 7150

STRUCTURAL ENGINEERS:
***WSP CANTOR SEINUK***
228 EAST 45th Street
New York, NY 10017 USA
TEL: 212 687 9888 FAX: 646 487 5501

MEP ENGINEERS:
***AKF GROUP***
165 Broadway, 22nd Floor
New York, NY 10006 USA
TEL: 212 354 5656 FAX: 212 354 5668

GEOTECHNICAL ENGINEERS:
***Langan Engineering & Environmental Services***
21 Penn Plaza - 360 West 31st Street, 8th Floor
New York, NY 10001-2727
TEL: 212 479 5400 FAX: 212 479 5444

CODE CONSULTANTS:
***Construction Consulting Associates***
100 Church Street
New York, NY 10007
TEL: 212 385 1818 FAX: 212 385 1911

CURTAINWALL CONSULTANT:
***AJLP Consulting***
40 Worth Street. Suite 826
New York, NY 10013
TEL: 212 757 5659 FAX: 646 219 8508

LANDMARK/PRESERVATION CONSULTANT:
***Jan Hird Pokorny Associates, Inc.***
39 West 37th Street, 12A
New York, NY 10018
TEL: 212 759 6462 FAX: 212 759 6540

| No. | DESCRIPTION | DATE |
|---|---|---|
| 1 | CD PROGRESS ISSUE 1 | 15 OCT 14 |
| 2 | CD PROGRESS ISSUE 2 | 19 DEC 14 |
| 3 | D.O.B. SUBMISSION | 18 FEB 15 |
| 4 | CD PROGRESS ISSUE 3 | 09 MAR 15 |
| | D.O.B. SUBMISSION | 27 APR 15 |
| 5 | CD PROGRESS ISSUE 4 | 01 JUN 15 |
| 6 | CD PROGRESS ISSUE 5 | 10 AUG 15 |
| | D.O.B. AMENDMENT 2 | 21 SEP 15 |
| 7 | CD PROGRESS ISSUE 6 | 02 NOV 15 |
| 8 | CD PROGRESS ISSUE 7 | 29 JAN 16 |
| 9 | CD ISSUE 8 - GMP SET | 31 MAR 16 |
| 10 | CD BULLETIN ISSUE - 3 | 25 MAY 16 |
| 11 | CD BULLETIN ISSUE - 5 | 12 AUG 16 |
| | D.O.B. AMENDMENT 3 | 03 OCT 16 |

0 4' - 0" 8' - 0" 16' - 0"

**D.O.B. SUBMISSION**

Discrepancies must be reported immediately to the Architect before proceeding. Only figured dimensions are to be used. Contractors must check all dimensions on site. This drawing is protected by copyright.

ALL DIMENSIONS ARE SHOWN IN IMPERIAL.

CONSULTANT:

AAI ARCHITECTS, P.C.

PROJECT:

**217 WEST 57TH STREET**
NEW YORK, NY

DRAWING TITLE:

PARTIAL ELEVATION - NORTH

SEAL & SIGNATURE:

REGISTERED ARCHITECT MICHAEL DAVID JANSEN No. 028681 STATE OF NEW YORK

| | |
|---|---|
| DATE: | 15 OCT 14 |
| PROJECT No: | 1216-00 |
| DRAWN: Author | REV: 11 |
| CHK: Checker | |
| SCALE: 1/8" = 1'-0" | |
| DWG No: | A-212.02 |
| DOB PAGE No: | 147 of 454 |

DOB EMPLOYEE STAMP:

DOB B-SCAN:

36" x 48" Arch E SHEET SIZE
FILE NAME:
PLOT DATE: 10/17/2016 7:12:01 PM

DEPT OF BLDGS 421208305 Job Number
E5117905625 Scan Code

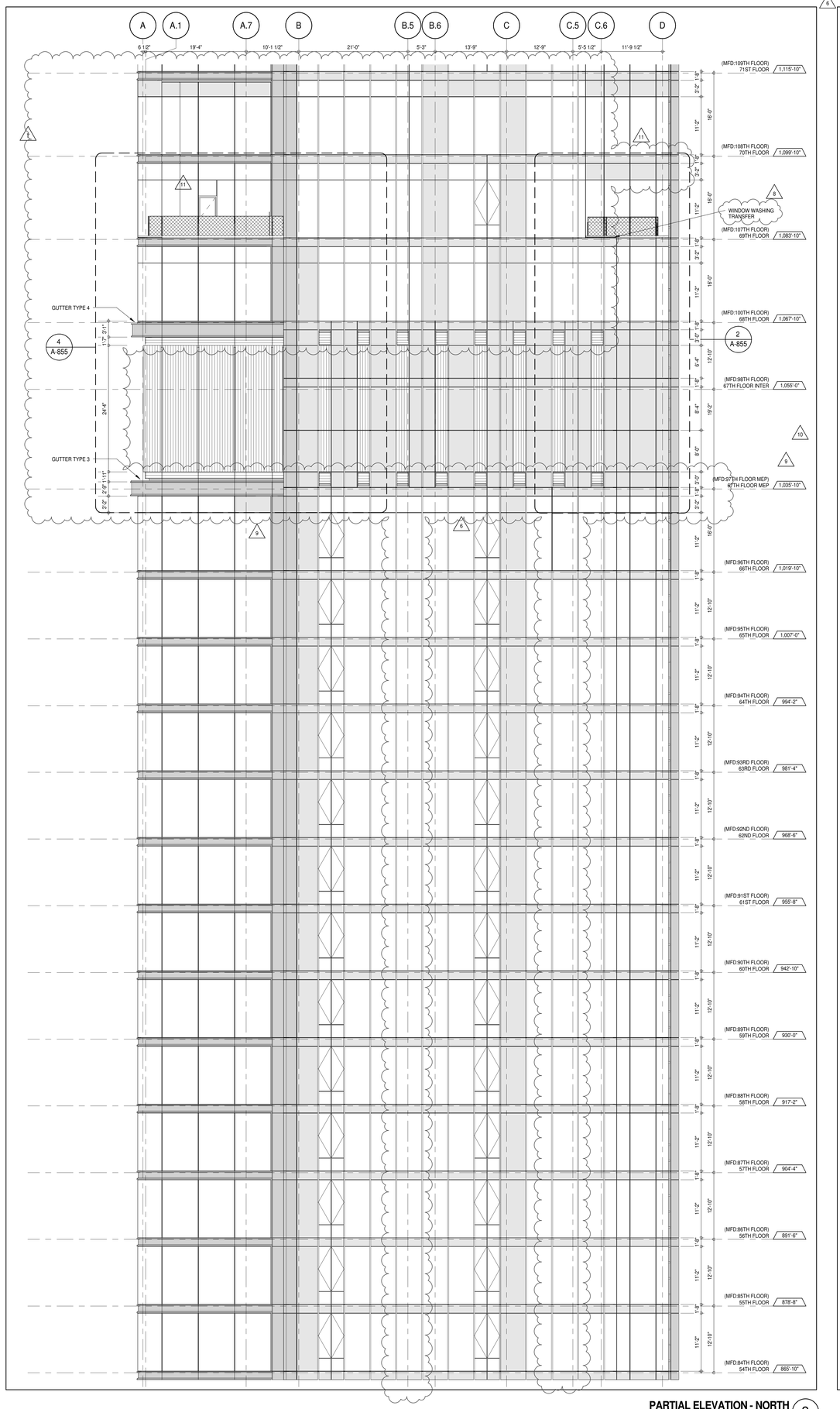


**PARTIAL ELEVATION - NORTH** 2
A-202
1/8" = 1'-0"

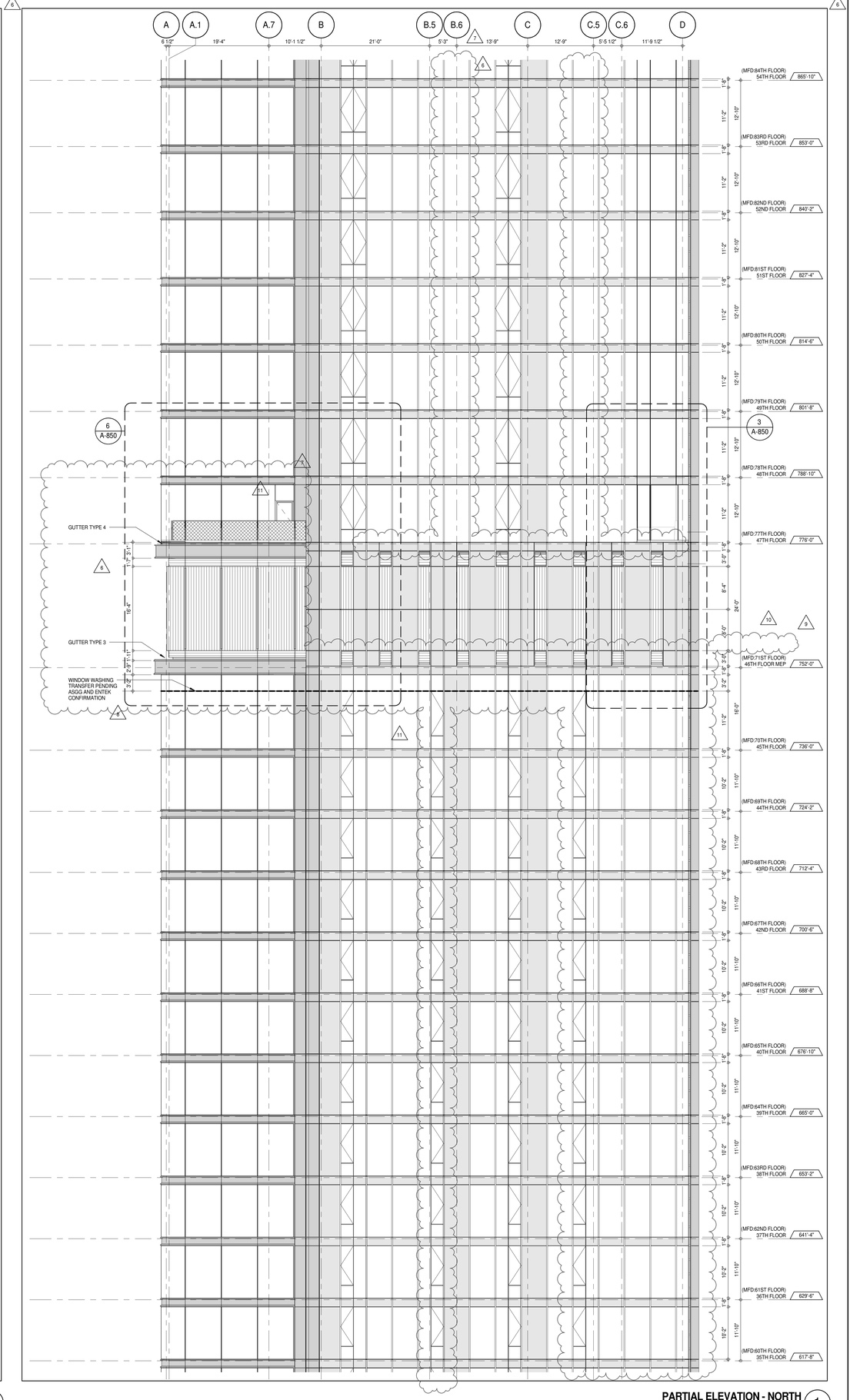


**PARTIAL ELEVATION - NORTH** 1
A-202
1/8" = 1'-0"

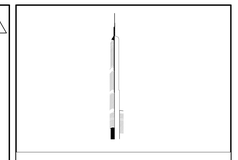

KEY PLAN:

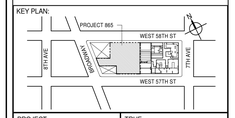


PROJECT NORTH

TRUE NORTH

DEVELOPER:
***EXTELL DEVELOPMENT COMPANY***
805 THIRD AVENUE, 7TH FLOOR
New York, NY 10022 USA
TEL: 212 712 6000 FAX: 212 712 6100

DESIGN ARCHITECT: Base Building Shell & Core
***ADRIAN SMITH + GORDON GILL ARCHITECTURE***
111 WEST MONROE STREET SUITE 2300
CHICAGO IL 60603
TEL: 312 920 1888 FAX: 312 920 1775

INTERIOR DESIGNER: Residential
***Rottet Architecture and Design Studio, PLLC***
298 Fifth Ave, 7th Floor
New York, NY 10001
TEL: 646 998 7000 FAX:

ARCHITECT OF RECORD: Base Building Shell, Core, & Residential
***AAI ARCHITECTS, P.C.***
401 Wellington St. W., 3rd Floor
Toronto, ON M5V 1E7 Canada
TEL: 416 967 1500 FAX: 416 967 7150

STRUCTURAL ENGINEERS:
***WSP CANTOR SEINUK***
228 EAST 45th Street
New York, NY 10017 USA
TEL: 212 687 9888 FAX: 646 487 5501

MEP ENGINEERS:
***AKF GROUP***
165 Broadway, 22nd Floor
New York, NY 10006 USA
TEL: 212 354 5656 FAX: 212 354 5668

GEOTECHNICAL ENGINEERS:
***Langan Engineering & Environmental Services***
21 Penn Plaza - 360 West 31st Street, 8th Floor
New York, NY 10001-2727
TEL: 212 479 5400 FAX: 212 479 5444

CODE CONSULTANTS:
***Construction Consulting Associates***
100 Church Street
New York, NY 10007
TEL: 212 385 1818 FAX: 212 385 1911

CURTAINWALL CONSULTANT:
***AJLP Consulting***
40 Worth Street. Suite 826
New York, NY 10013
TEL: 212 757 5659 FAX: 646 219 8508

LANDMARK/PRESERVATION CONSULTANT:
***Jan Hird Pokorny Associates, Inc.***
39 West 37th Street, 12A
New York, NY 10018
TEL: 212 759 6462 FAX: 212 759 6540

| No. | DESCRIPTION | DATE |
|---|---|---|
| 1 | CD PROGRESS ISSUE 1 | 15 OCT 14 |
| 2 | CD PROGRESS ISSUE 2 | 19 DEC 14 |
| 3 | D.O.B. SUBMISSION | 18 FEB 15 |
| 4 | CD PROGRESS ISSUE 3 | 09 MAR 15 |
| | D.O.B. SUBMISSION | 27 APR 15 |
| 5 | CD PROGRESS ISSUE 4 | 01 JUN 15 |
| 6 | CD PROGRESS ISSUE 5 | 10 AUG 15 |
| | D.O.B. AMENDMENT 2 | 21 SEP 15 |
| 7 | CD PROGRESS ISSUE 6 | 02 NOV 15 |
| 8 | CD PROGRESS ISSUE 7 | 29 JAN 16 |
| 9 | CD ISSUE 8 - GMP SET | 31 MAR 16 |
| 10 | CD BULLETIN ISSUE - 3 | 25 MAY 16 |
| 11 | CD BULLETIN ISSUE - 5 | 12 AUG 16 |
| | D.O.B. AMENDMENT 3 | 03 OCT 16 |

0 4'-0" 8'-0" 16'-0"

**D.O.B. SUBMISSION**

Discrepancies must be reported immediately to the Architect before proceeding. Only figured dimensions are to be used. Contractors must check all dimensions on site. This drawing is protected by copyright.

ALL DIMENSIONS ARE SHOWN IN IMPERIAL.

CONSULTANT:

AAI ARCHITECTS, P.C.

PROJECT:

**217 WEST 57TH STREET**
NEW YORK, NY

DRAWING TITLE:

PARTIAL ELEVATIONS - NORTH

SEAL & SIGNATURE:

REGISTERED ARCHITECT ADRIAN DAVID JANSEN No. 028683 STATE OF NEW YORK

| | |
|---|---|
| DATE: | 15 OCT 14 |
| PROJECT No: | 1216-00 |
| DRAWN: Author | REV: 11 |
| CHK: Checker | |
| SCALE: 1/8" = 1'-0" | |
| DWG No: | A-213.02 |
| DOB PAGE No: | 148 of 454 |

DOB EMPLOYEE STAMP:

DOB B-SCAN:

36" x 48" Arch E SHEET SIZE
FILE NAME:
PLOT DATE: 10/17/2016 7:12:29 PM

DEPT OF BLDGS 421208305 Job Number
E509426895 Scan Code

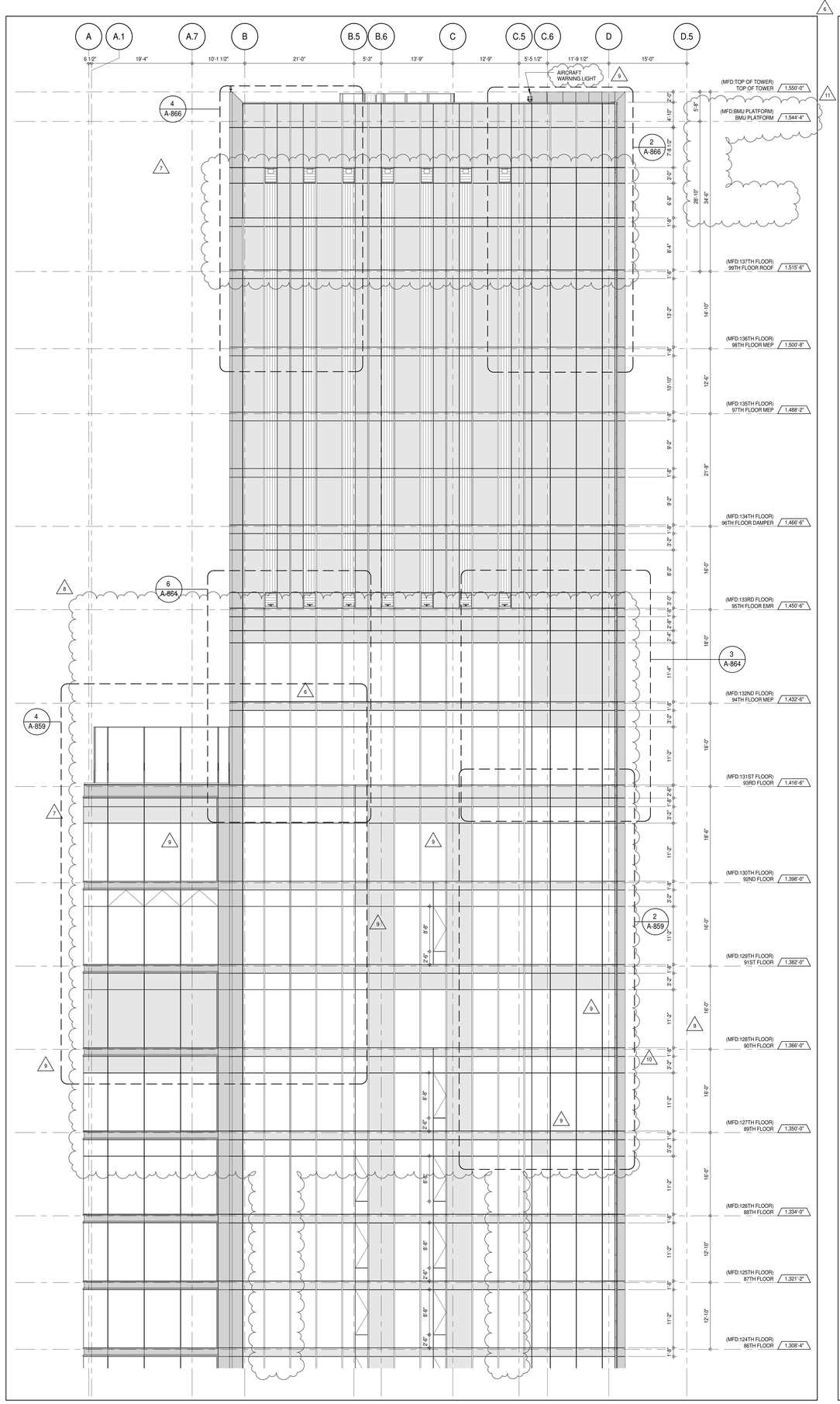


PARTIAL ELEVATION - NORTH 2
A-202
1/8" = 1'-0"

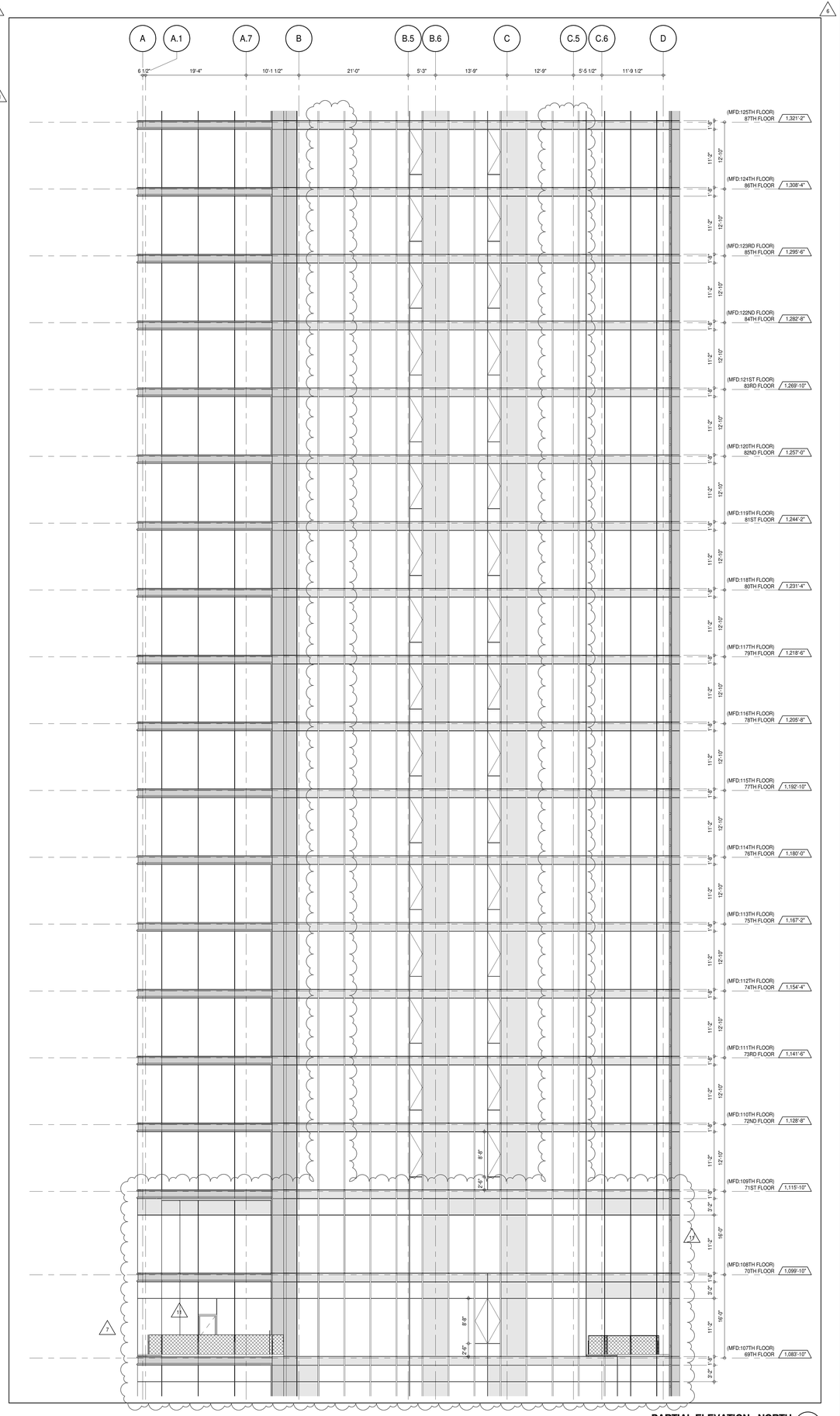


PARTIAL ELEVATION - NORTH 1
A-202
1/8" = 1'-0"



KEY PLAN:

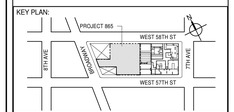


PROJECT NORTH

TRUE NORTH

DEVELOPER:
***EXTELL DEVELOPMENT COMPANY***
805 THIRD AVENUE, 7TH FLOOR
New York, NY 10022 USA
TEL: 212 712 6000 FAX: 212 712 6100

DESIGN ARCHITECT: Base Building Shell & Core
***ADRIAN SMITH + GORDON GILL ARCHITECTURE***
111 WEST MONROE STREET SUITE 2300
CHICAGO IL 60603
TEL: 312 920 1888 FAX: 312 920 1775

INTERIOR DESIGNER: Residential
***Rottet Architecture and Design Studio, PLLC***
298 Fifth Ave, 7th Floor
New York, NY 10001
TEL: 646 998 7000 FAX:

ARCHITECT OF RECORD: Base Building Shell, Core, & Residential
***AAI ARCHITECTS, P.C.***
401 Wellington St. W., 3rd Floor
Toronto, ON M5V 1E7 Canada
TEL: 416 967 1500 FAX: 416 967 7150

STRUCTURAL ENGINEERS:
***WSP CANTOR SEINUK***
228 EAST 45th Street
New York, NY 10017 USA
TEL: 212 687 9888 FAX: 646 487 5501

MEP ENGINEERS:
***AKF GROUP***
165 Broadway, 22nd Floor
New York, NY 10006 USA
TEL: 212 354 5656 FAX: 212 354 5668

GEOTECHNICAL ENGINEERS:
***Langan Engineering & Environmental Services***
21 Penn Plaza - 360 West 31st Street, 8th Floor
New York, NY 10001-2727
TEL: 212 479 5400 FAX: 212 479 5444

CODE CONSULTANTS:
***Construction Consulting Associates***
100 Church Street
New York, NY 10007
TEL: 212 385 1818 FAX: 212 385 1911

CURTAINWALL CONSULTANT:
***AJLP Consulting***
40 Worth Street. Suite 826
New York, NY 10013
TEL: 212 757 5659 FAX: 646 219 8508

LANDMARK/PRESERVATION CONSULTANT:
***Jan Hird Pokorny Associates, Inc.***
39 West 37th Street, 12A
New York, NY 10018
TEL: 212 759 6462 FAX: 212 759 6540

| No. | DESCRIPTION | DATE |
|---|---|---|
| 1 | CD PROGRESS ISSUE 1 | 15 OCT 14 |
| 2 | CD PROGRESS ISSUE 2 | 19 DEC 14 |
| 3 | D.O.B. SUBMISSION | 18 FEB 15 |
| 4 | CD PROGRESS ISSUE 3 | 09 MAR 15 |
| | D.O.B. SUBMISSION | 27 APR 15 |
| 5 | CD PROGRESS ISSUE 4 | 01 JUN 15 |
| 6 | CD PROGRESS ISSUE 5 | 10 AUG 15 |
| | D.O.B. AMENDMENT 2 | 21 SEP 15 |
| 7 | CD PROGRESS ISSUE 6 | 02 NOV 15 |
| 8 | CD PROGRESS ISSUE 7 | 29 JAN 16 |
| 9 | CD ISSUE 8 - GMP SET | 31 MAR 16 |
| 10 | CD BULLETIN ISSUE - 3 | 25 MAY 16 |
| 11 | CD BULLETIN ISSUE - 5 | 12 AUG 16 |
| | D.O.B. AMENDMENT 3 | 03 OCT 16 |

0 4' - 0" 8' - 0" 16' - 0"

**D.O.B. SUBMISSION**

Discrepancies must be reported immediately to the Architect before proceeding. Only figured dimensions are to be used. Contractors must check all dimensions on site. This drawing is protected by copyright.

ALL DIMENSIONS ARE SHOWN IN IMPERIAL.

CONSULTANT:

AAI ARCHITECTS, P.C.

PROJECT:

**217 WEST 57TH STREET**
NEW YORK, NY

DRAWING TITLE:

PARTIAL ELEVATIONS - NORTH

SEAL & SIGNATURE:

REGISTERED ARCHITECT JOSE DAVID JAMES No. 026881 STATE OF NEW YORK

| | |
|---|---|
| DATE: | 15 OCT 14 |
| PROJECT No: | 1216-00 |
| DRAWN: Author | REV: |
| CHK: Checker | 11 |
| SCALE: 1/8" = 1'-0" | |
| DWG No: | A-214.02 |
| DOB PAGE No: | 149 of 454 |

DOB EMPLOYEE STAMP:

DOB B-SCAN:

36" x 48" Arch E SHEET SIZE
FILE NAME:
PLOT DATE: 10/17/2016 7:12:57 PM

DEPT OF BLDGS 421208305 Job Number
ES300134870 Scan Code

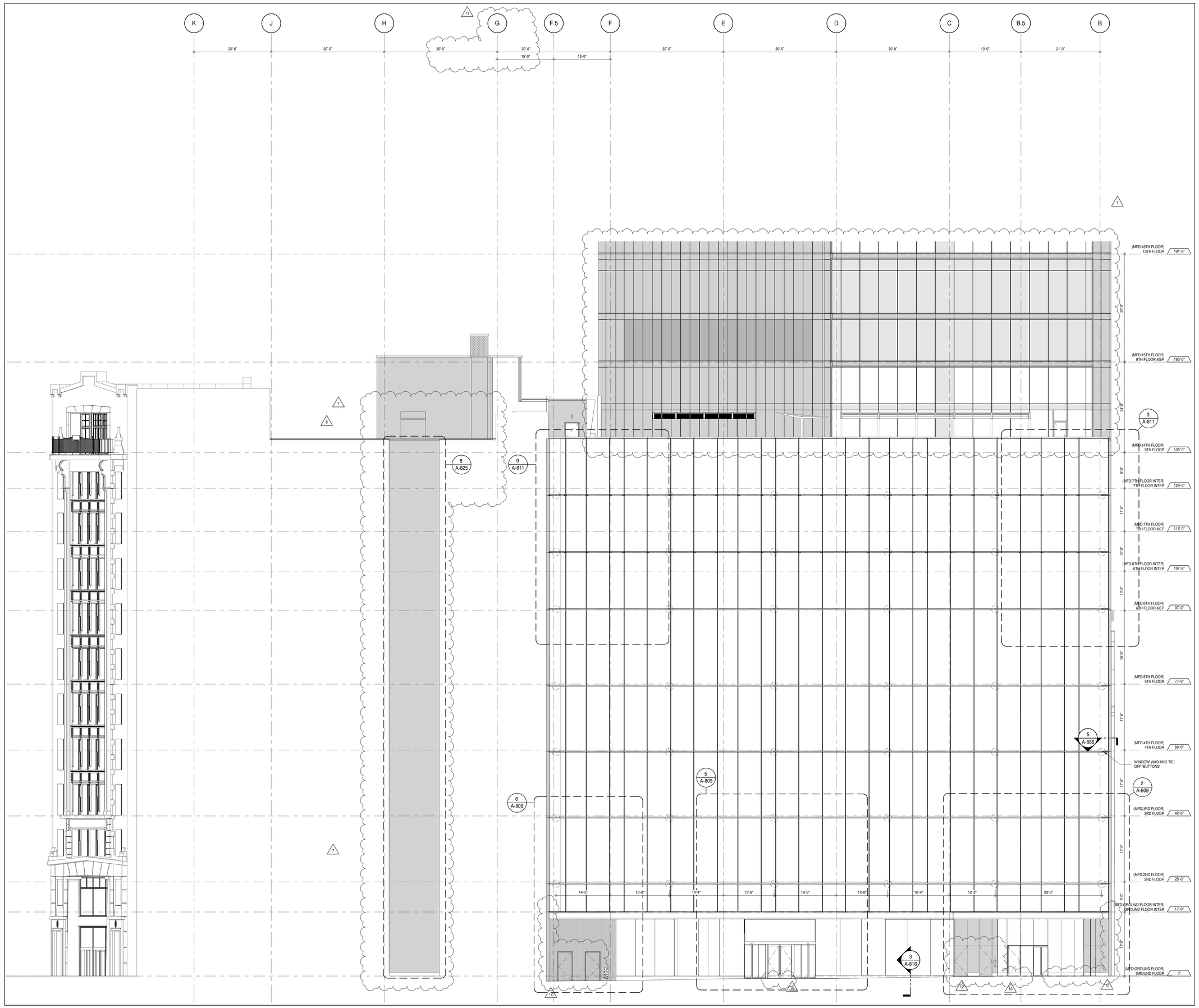


**PARTIAL ELEVATION - SOUTH** 1
A-202
1/8" = 1'-0"

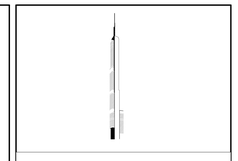

KEY PLAN:

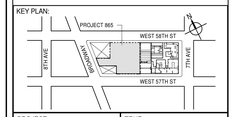


PROJECT NORTH

TRUE NORTH

DEVELOPER:
***EXTELL DEVELOPMENT COMPANY***
805 THIRD AVENUE, 7TH FLOOR
New York, NY 10022 USA
TEL: 212 712 6000 FAX: 212 712 6100

DESIGN ARCHITECT: Base Building Shell & Core
***ADRIAN SMITH + GORDON GILL ARCHITECTURE***
111 WEST MONROE STREET SUITE 2300
CHICAGO IL 60603
TEL: 312 920 1888 FAX: 312 920 1775

INTERIOR DESIGNER: Residential
***Rottet Architecture and Design Studio, PLLC***
298 Fifth Ave, 7th Floor
New York, NY 10001
TEL: 646 998 7000 FAX:

ARCHITECT OF RECORD: Base Building Shell, Core, & Residential
***AAI ARCHITECTS, P.C.***
401 Wellington St. W., 3rd Floor
Toronto, ON M5V 1E7 Canada
TEL: 416 967 1500 FAX: 416 967 7150

STRUCTURAL ENGINEERS:
***WSP CANTOR SEINUK***
228 EAST 45th Street
New York, NY 10017 USA
TEL: 212 687 9888 FAX: 646 487 5501

MEP ENGINEERS:
***AKF GROUP***
165 Broadway, 22nd Floor
New York, NY 10006 USA
TEL: 212 354 5656 FAX: 212 354 5668

GEOTECHNICAL ENGINEERS:
***Langan Engineering & Environmental Services***
21 Penn Plaza - 360 West 31st Street, 8th Floor
New York, NY 10001-2727
TEL: 212 479 5400 FAX: 212 479 5444

CODE CONSULTANTS:
***Construction Consulting Associates***
100 Church Street
New York, NY 10007
TEL: 212 385 1818 FAX: 212 385 1911

CURTAINWALL CONSULTANT:
***AJLP Consulting***
40 Worth Street. Suite 826
New York, NY 10013
TEL: 212 757 5659 FAX: 646 219 8508

LANDMARK/PRESERVATION CONSULTANT:
***Jan Hird Pokorny Associates, Inc.***
39 West 37th Street, 12A
New York, NY 10018
TEL: 212 759 6462 FAX: 212 759 6540

| No. | DESCRIPTION | DATE |
|---|---|---|
| 1 | CD PROGRESS ISSUE 1 | 15 OCT 14 |
| 2 | CD PROGRESS ISSUE 2 | 19 DEC 14 |
| 3 | D.O.B. SUBMISSION | 18 FEB 15 |
| 4 | CD PROGRESS ISSUE 3 | 09 MAR 15 |
| | D.O.B. SUBMISSION | 27 APR 15 |
| 5 | CD PROGRESS ISSUE 4 | 01 JUN 15 |
| | D.O.B. AMENDMENT 1 | 24 JUL 15 |
| 6 | CD PROGRESS ISSUE 5 | 10 AUG 15 |
| | D.O.B. AMENDMENT 2 | 21 SEP 15 |
| 7 | CD PROGRESS ISSUE 6 | 02 NOV 15 |
| 8 | CD PROGRESS ISSUE 7 | 29 JAN 16 |
| 9 | CD ISSUE 8 - GMP SET | 31 MAR 16 |
| 10 | CD BULLETIN ISSUE - 1 | 22 APR 16 |
| 11 | ASI ISSUE - 1 | 18 MAY 16 |
| 12 | CD BULLETIN ISSUE - 4 | 15 JUL 16 |
| | D.O.B. AMENDMENT 3 | 03 OCT 16 |

0 4'-0" 8'-0" 16'-0"

## D.O.B. SUBMISSION

Discrepancies must be reported immediately to the Architect before proceeding. Only figured dimensions are to be used. Contractors must check all dimensions on site. This drawing is protected by copyright.

ALL DIMENSIONS ARE SHOWN IN IMPERIAL.

CONSULTANT:

AAI ARCHITECTS, P.C.

PROJECT:

**217 WEST 57TH STREET**
NEW YORK, NY

DRAWING TITLE:

PARTIAL ELEVATION - SOUTH

SEAL & SIGNATURE:

| | |
|---|---|
| DATE: | 15 OCT 14 |
| PROJECT No: | 1216-00 |
| DRAWN: Author | REV: 12 |
| Chk: Checker | |
| SCALE: 1/8" = 1'-0" | |
| DWG No: | **A-215.03** |
| DOB PAGE No: | 150 of 454 |

DOB EMPLOYEE STAMP:

DOB B-SCAN:

36" x 48" Arch E SHEET SIZE
FILE NAME:
PLOT DATE: 10/17/2016 7:13:28 PM

DEPT OF BLDGS 421258305 Job Number
E300004268 Scan Code




NOTE:
FOR PANEL HEIGHT DIMENSIONS REFER TO NORTH ELEVATIONS

## PARTIAL ELEVATION - SOUTH

A-202
1/8" = 1'-0"

1

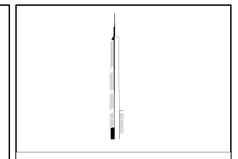

KEY PLAN:

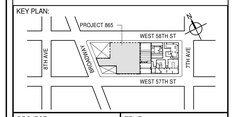


PROJECT NORTH

TRUE NORTH

DEVELOPER:
***EXTELL DEVELOPMENT COMPANY***
805 THIRD AVENUE, 7TH FLOOR
New York, NY 10022 USA
TEL: 212 712 6000 FAX: 212 712 6100

DESIGN ARCHITECT: Base Building Shell & Core
***ADRIAN SMITH + GORDON GILL ARCHITECTURE***
111 WEST MONROE STREET SUITE 2300
CHICAGO IL 60603
TEL: 312 920 1888 FAX: 312 920 1775

INTERIOR DESIGNER: Residential
***Rottet Architecture and Design Studio, PLLC***
298 Fifth Ave, 7th Floor
New York, NY 10001
TEL: 646 998 7000 FAX:

ARCHITECT OF RECORD: Base Building Shell, Core, & Residential
***AAI ARCHITECTS, P.C.***
401 Wellington St. W., 3rd Floor
Toronto, ON M5V 1E7 Canada
TEL: 416 967 1500 FAX: 416 967 7150

STRUCTURAL ENGINEERS:
***WSP CANTOR SEINUK***
228 EAST 45th Street
New York, NY 10017 USA
TEL: 212 687 9888 FAX: 646 487 5501

MEP ENGINEERS:
***AKF GROUP***
165 Broadway, 22nd Floor
New York, NY 10006 USA
TEL: 212 354 5656 FAX: 212 354 5668

GEOTECHNICAL ENGINEERS:
***Langan Engineering & Environmental Services***
21 Penn Plaza - 360 West 31st Street, 8th Floor
New York, NY 10001-2727
TEL: 212 479 5400 FAX: 212 479 5444

CODE CONSULTANTS:
***Construction Consulting Associates***
100 Church Street
New York, NY 10007
TEL: 212 385 1818 FAX: 212 385 1911

CURTAINWALL CONSULTANT:
***AJLP Consulting***
40 Worth Street. Suite 826
New York, NY 10013
TEL: 212 757 5659 FAX: 646 219 8508

LANDMARK/PRESERVATION CONSULTANT:
***Jan Hird Pokorny Associates, Inc.***
39 West 37th Street, 12A
New York, NY 10018
TEL: 212 759 6462 FAX: 212 759 6540

| No. | DESCRIPTION | DATE |
|---|---|---|
| 1 | CD PROGRESS ISSUE 1 | 15 OCT 14 |
| 2 | CD PROGRESS ISSUE 2 | 19 DEC 14 |
| 3 | D.O.B. SUBMISSION | 18 FEB 15 |
| 4 | CD PROGRESS ISSUE 3 | 09 MAR 15 |
| | D.O.B. SUBMISSION | 27 APR 15 |
| 5 | CD PROGRESS ISSUE 4 | 01 JUN 15 |
| 6 | CD PROGRESS ISSUE 5 | 10 AUG 15 |
| | D.O.B. AMENDMENT 2 | 21 SEP 15 |
| 7 | CD PROGRESS ISSUE 6 | 02 NOV 15 |
| 8 | CD PROGRESS ISSUE 7 | 29 JAN 16 |
| 9 | CD ISSUE 8 - GMP SET | 31 MAR 16 |
| 10 | CD BULLETIN ISSUE - 3 | 25 MAY 16 |
| | D.O.B. AMENDMENT 3 | 03 OCT 16 |

0 4'-0" 8'-0" 16'-0"

## D.O.B. SUBMISSION

Discrepancies must be reported immediately to the Architect before proceeding. Only figured dimensions are to be used. Contractors must check all dimensions on site. This drawing is protected by copyright.

ALL DIMENSIONS ARE SHOWN IN IMPERIAL.

CONSULTANT:

AAI ARCHITECTS, P.C.

PROJECT:

**217 WEST 57TH STREET**
NEW YORK, NY

DRAWING TITLE:

PARTIAL ELEVATION - SOUTH

SEAL & SIGNATURE:

REGISTERED ARCHITECT JAMES DAVID JANSSEN 028661 STATE OF NEW YORK

| | |
|---|---|
| DATE: | 15 OCT 14 |
| PROJECT No: | 1216-00 |
| DRAWN: Author | REV: 10 |
| CHK: Checker | |
| SCALE: 1/8" = 1'-0" | |
| DWG No: | A-216.02 |
| DOB PAGE No: | 151 of 454 |

DOB EMPLOYEE STAMP:

DOB B-SCAN:

36" x 48" Arch E SHEET SIZE
FILE NAME:
PLOT DATE: 10/17/2016 7:13:55 PM

DEPT OF BLDGS 421206305 Job Number
ES2001139886 Scan Code

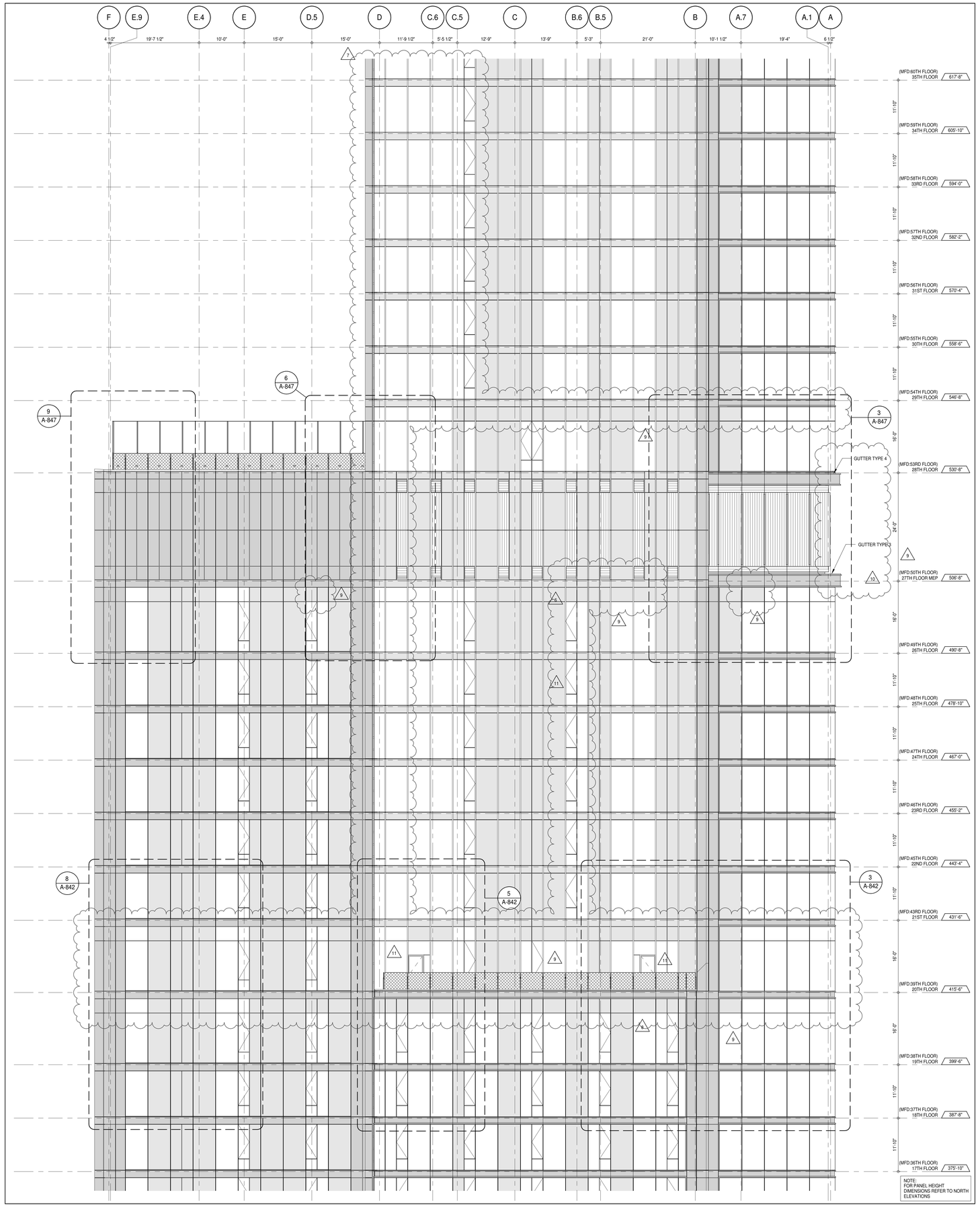


## PARTIAL ELEVATION - SOUTH

A-202
1/8" = 1'-0"

1

KEY PLAN:

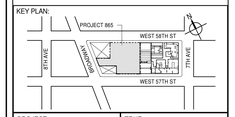


PROJECT NORTH

TRUE NORTH

DEVELOPER:
**EXTELL DEVELOPMENT COMPANY**
805 THIRD AVENUE, 7TH FLOOR
New York, NY 10022 USA
TEL: 212 712 6000 FAX: 212 712 6100

DESIGN ARCHITECT: Base Building Shell & Core
**ADRIAN SMITH + GORDON GILL ARCHITECTURE**
111 WEST MONROE STREET SUITE 2300
CHICAGO IL 60603
TEL: 312 920 1888 FAX: 312 920 1775

INTERIOR DESIGNER: Residential
**Rottet Architecture and Design Studio, PLLC**
298 Fifth Ave, 7th Floor
New York, NY 10001
TEL: 646 998 7000 FAX:

ARCHITECT OF RECORD: Base Building Shell, Core, & Residential
**AAI ARCHITECTS, P.C.**
401 Wellington St. W., 3rd Floor
Toronto, ON M5V 1E7 Canada
TEL: 416 967 1500 FAX: 416 967 7150

STRUCTURAL ENGINEERS:
**WSP CANTOR SEINUK**
228 EAST 45th Street
New York, NY 10017 USA
TEL: 212 687 9888 FAX: 646 487 5501

MEP ENGINEERS:
**AKF GROUP**
165 Broadway, 22nd Floor
New York, NY 10006 USA
TEL: 212 354 5656 FAX: 212 354 5668

GEOTECHNICAL ENGINEERS:
**Langan Engineering & Environmental Services**
21 Penn Plaza - 360 West 31st Street, 8th Floor
New York, NY 10001-2727
TEL: 212 479 5400 FAX: 212 479 5444

CODE CONSULTANTS:
**Construction Consulting Associates**
100 Church Street
New York, NY 10007
TEL: 212 385 1818 FAX: 212 385 1911

CURTAINWALL CONSULTANT:
**AJLP Consulting**
40 Worth Street. Suite 826
New York, NY 10013
TEL: 212 757 5659 FAX: 646 219 8508

LANDMARK/PRESERVATION CONSULTANT:
**Jan Hird Pokorny Associates, Inc.**
39 West 37th Street, 12A
New York, NY 10018
TEL: 212 759 6462 FAX: 212 759 6540

| No. | DESCRIPTION | DATE |
|---|---|---|
| 1 | CD PROGRESS ISSUE 1 | 15 OCT 14 |
| 2 | CD PROGRESS ISSUE 2 | 19 DEC 14 |
| 3 | D.O.B. SUBMISSION | 18 FEB 15 |
| 4 | CD PROGRESS ISSUE 3 | 09 MAR 15 |
| | D.O.B. SUBMISSION | 27 APR 15 |
| 5 | CD PROGRESS ISSUE 4 | 01 JUN 15 |
| 6 | CD PROGRESS ISSUE 5 | 10 AUG 15 |
| | D.O.B. AMENDMENT 2 | 21 SEP 15 |
| 7 | CD PROGRESS ISSUE 6 | 02 NOV 15 |
| 8 | CD PROGRESS ISSUE 7 | 29 JAN 16 |
| 9 | CD ISSUE 8 - GMP SET | 31 MAR 16 |
| 10 | CD BULLETIN ISSUE - 3 | 25 MAY 16 |
| 11 | CD BULLETIN ISSUE - 5 | 12 AUG 16 |
| | D.O.B. AMENDMENT 3 | 03 OCT 16 |

0 4'-0" 8'-0" 16'-0"

## D.O.B. SUBMISSION

Discrepancies must be reported immediately to the Architect before proceeding. Only figured dimensions are to be used. Contractors must check all dimensions on site. This drawing is protected by copyright.

ALL DIMENSIONS ARE SHOWN IN IMPERIAL.

CONSULTANT:

AAI ARCHITECTS, P.C.

PROJECT:

**217 WEST 57TH STREET**
NEW YORK, NY

DRAWING TITLE:

PARTIAL ELEVATION - SOUTH

SEAL & SIGNATURE:

REGISTERED ARCHITECT
JOSE DAVID JANSSEN
No. 028881
STATE OF NEW YORK

| | |
|---|---|
| DATE: | 15 OCT 14 |
| PROJECT No: | 1216-00 |
| DRAWN: Author | REV: 11 |
| Chk: Checker | |
| SCALE: 1/8" = 1'-0" | |
| DWG No: | A-217.02 |
| DOB PAGE No: | 152 of 454 |

DOB EMPLOYEE STAMP:

DOB B-SCAN:

36" x 48" Arch E SHEET SIZE
FILE NAME:
PLOT DATE: 10/17/2016 7:41:17 PM

DEPT OF BUILDINGS 421263426 Job Number
E300481295B5 Scan Code

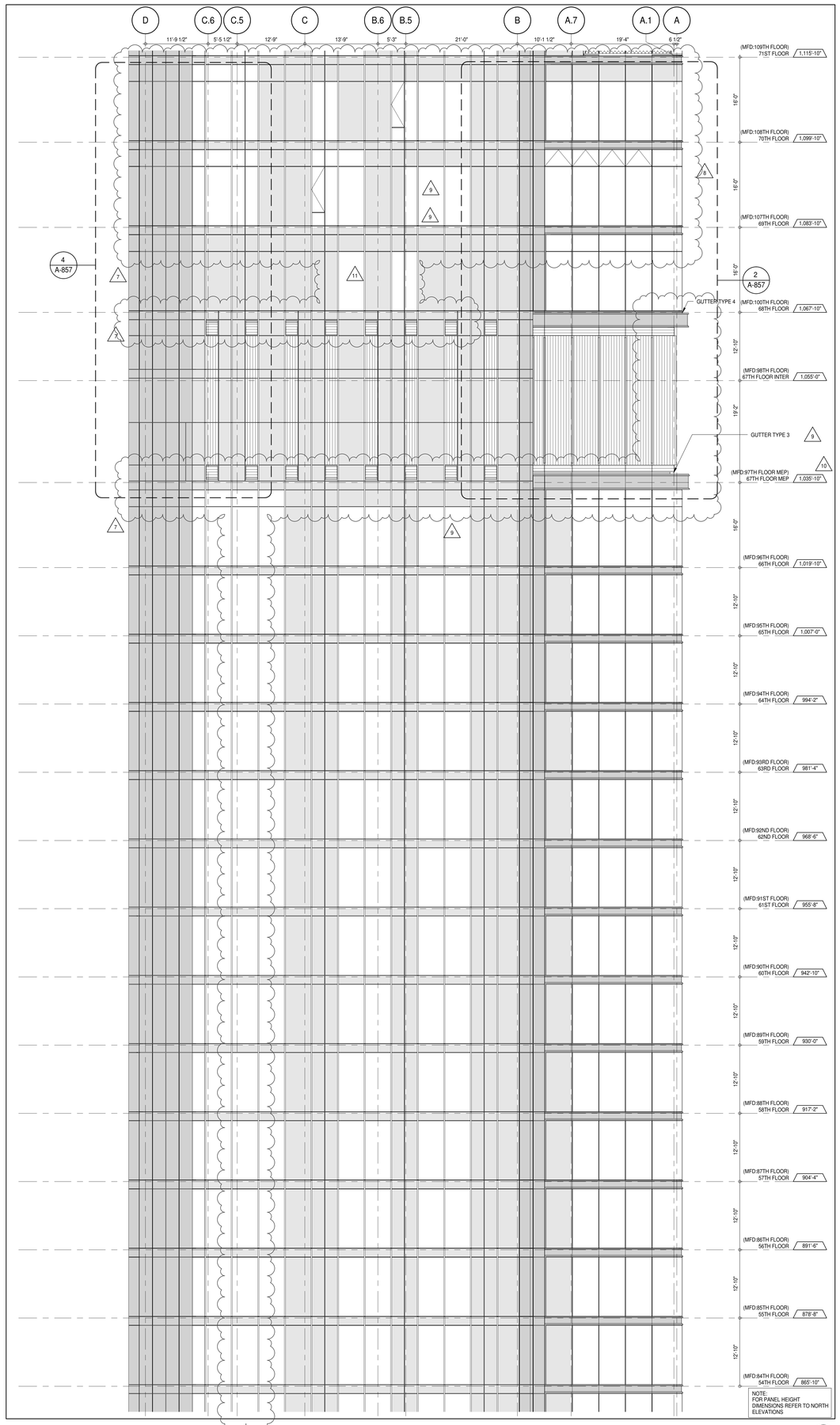


**PARTIAL ELEVATION - SOUTH** 2
A-202
1/8" = 1'-0"




**PARTIAL ELEVATION - SOUTH** 1
A-202
1/8" = 1'-0"

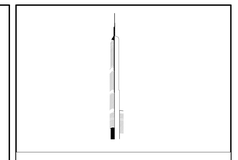

KEY PLAN:

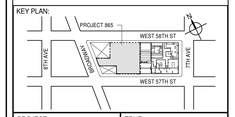


PROJECT NORTH | TRUE NORTH

DEVELOPER:
**EXTELL DEVELOPMENT COMPANY**
805 THIRD AVENUE, 7TH FLOOR
New York, NY 10022 USA
TEL: 212 712 6000 FAX: 212 712 6100

DESIGN ARCHITECT: Base Building Shell & Core
**ADRIAN SMITH + GORDON GILL ARCHITECTURE**
111 WEST MONROE STREET SUITE 2300
CHICAGO IL 60603
TEL: 312 920 1888 FAX: 312 920 1775

INTERIOR DESIGNER: Residential
**Rottet Architecture and Design Studio, PLLC**
298 Fifth Ave, 7th Floor
New York, NY 10001
TEL: 646 998 7000 FAX:

ARCHITECT OF RECORD: Base Building Shell, Core, & Residential
**AAI ARCHITECTS, P.C.**
401 Wellington St. W., 3rd Floor
Toronto, ON M5V 1E7 Canada
TEL: 416 967 1500 FAX: 416 967 7150

STRUCTURAL ENGINEERS:
**WSP CANTOR SEINUK**
228 EAST 45th Street
New York, NY 10017 USA
TEL: 212 687 9888 FAX: 646 487 5501

MEP ENGINEERS:
**AKF GROUP**
165 Broadway, 22nd Floor
New York, NY 10006 USA
TEL: 212 354 5656 FAX: 212 354 5668

GEOTECHNICAL ENGINEERS:
**Langan Engineering & Environmental Services**
21 Penn Plaza - 360 West 31st Street, 8th Floor
New York, NY 10001-2727
TEL: 212 479 5400 FAX: 212 479 5444

CODE CONSULTANTS:
**Construction Consulting Associates**
100 Church Street
New York, NY 10007
TEL: 212 385 1818 FAX: 212 385 1911

CURTAINWALL CONSULTANT:
**AJLP Consulting**
40 Worth Street. Suite 826
New York, NY 10013
TEL: 212 757 5659 FAX: 646 219 8508

LANDMARK/PRESERVATION CONSULTANT:
**Jan Hird Pokorny Associates, Inc.**
39 West 37th Street, 12A
New York, NY 10018
TEL: 212 759 6462 FAX: 212 759 6540

| No. | DESCRIPTION | DATE |
|---|---|---|
| 1 | CD PROGRESS ISSUE 1 | 15 OCT 14 |
| 2 | CD PROGRESS ISSUE 2 | 19 DEC 14 |
| 3 | D.O.B. SUBMISSION | 18 FEB 15 |
| 4 | CD PROGRESS ISSUE 3 | 09 MAR 15 |
| | D.O.B. SUBMISSION | 27 APR 15 |
| 5 | CD PROGRESS ISSUE 4 | 01 JUN 15 |
| 6 | CD PROGRESS ISSUE 5 | 10 AUG 15 |
| | D.O.B. AMENDMENT 2 | 21 SEP 15 |
| 7 | CD PROGRESS ISSUE 6 | 02 NOV 15 |
| 8 | CD PROGRESS ISSUE 7 | 29 JAN 16 |
| 9 | CD ISSUE 8 - GMP SET | 31 MAR 16 |
| 10 | CD BULLETIN ISSUE - 3 | 25 MAY 16 |
| 11 | CD BULLETIN ISSUE - 5 | 12 AUG 16 |
| | D.O.B. AMENDMENT 3 | 03 OCT 16 |

0 4' - 0" 8' - 0" 16' - 0"

**D.O.B. SUBMISSION**

Discrepancies must be reported immediately to the Architect before proceeding. Only figured dimensions are to be used. Contractors must check all dimensions on site. This drawing is protected by copyright.

ALL DIMENSIONS ARE SHOWN IN IMPERIAL.

CONSULTANT:
AAI ARCHITECTS, P.C.

PROJECT:
**217 WEST 57TH STREET**
NEW YORK, NY

DRAWING TITLE:
PARTIAL ELEVATIONS - SOUTH

SEAL & SIGNATURE:
REGISTERED ARCHITECT ADRIAN DAVID JANSEN No. 028681 STATE OF NEW YORK

| | |
|---|---|
| DATE: | 15 OCT 14 |
| PROJECT No: | 1216-00 |
| DRAWN: Author | REV: 11 |
| CHK: Checker | |
| SCALE: 1/8" = 1'-0" | |
| DWG No: | A-218.02 |
| DOB PAGE No: | 153 of 454 |

DOB EMPLOYEE STAMP: DOB B-SCAN:

36" x 48" Arch E SHEET SIZE
FILE NAME:
PLOT DATE: 10/17/2016 7:18:44 PM

DEPT OF BLDGS 421258305 Job Number
E3651355918 Scan Code

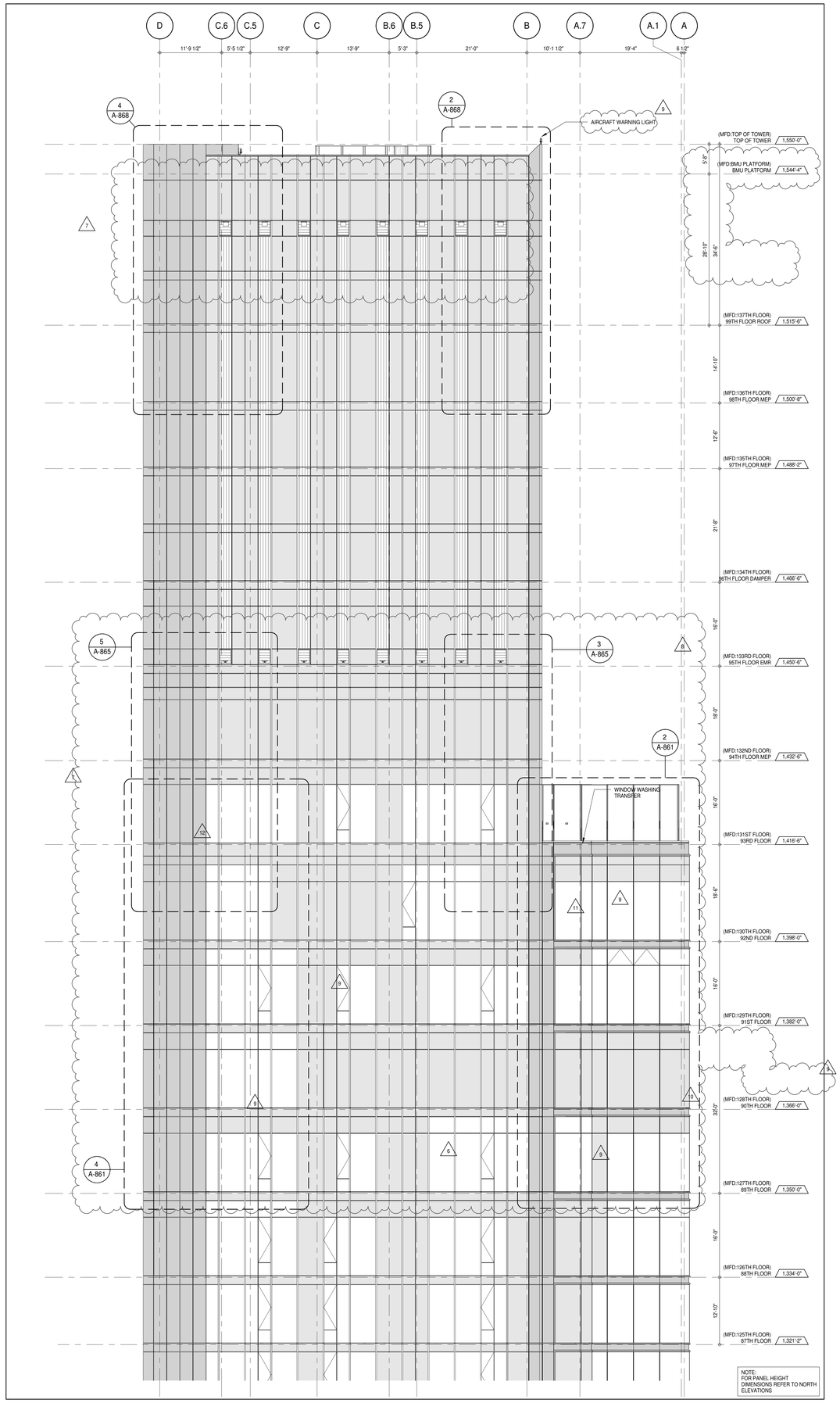


NOTE:
FOR PANEL HEIGHT DIMENSIONS REFER TO NORTH ELEVATIONS

## PARTIAL ELEVATION - SOUTH 2

A-202
1/8" = 1'-0"




NOTE:
FOR PANEL HEIGHT DIMENSIONS REFER TO NORTH ELEVATIONS

## PARTIAL ELEVATION - SOUTH 1

A-202
1/8" = 1'-0"

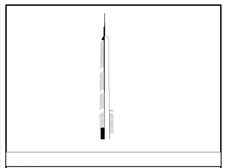

KEY PLAN:

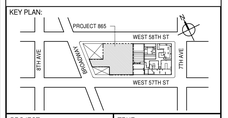


PROJECT NORTH

TRUE NORTH

DEVELOPER:
***EXTELL DEVELOPMENT COMPANY***
805 THIRD AVENUE, 7TH FLOOR
New York, NY 10022 USA
TEL: 212 712 6000 FAX: 212 712 6100

DESIGN ARCHITECT: Base Building Shell & Core
***ADRIAN SMITH + GORDON GILL ARCHITECTURE***
111 WEST MONROE STREET SUITE 2300
CHICAGO IL 60603
TEL: 312 920 1888 FAX: 312 920 1775

INTERIOR DESIGNER: Residential
***Rottet Architecture and Design Studio, PLLC***
298 Fifth Ave, 7th Floor
New York, NY 10001
TEL: 646 998 7000 FAX:

ARCHITECT OF RECORD: Base Building Shell, Core, & Residential
***AAI ARCHITECTS, P.C.***
401 Wellington St. W., 3rd Floor
Toronto, ON M5V 1E7 Canada
TEL: 416 967 1500 FAX: 416 967 7150

STRUCTURAL ENGINEERS:
***WSP CANTOR SEINUK***
228 EAST 45th Street
New York, NY 10017 USA
TEL: 212 687 9888 FAX: 646 487 5501

MEP ENGINEERS:
***AKF GROUP***
165 Broadway, 22nd Floor
New York, NY 10006 USA
TEL: 212 354 5656 FAX: 212 354 5668

GEOTECHNICAL ENGINEERS:
***Langan Engineering & Environmental Services***
21 Penn Plaza - 360 West 31st Street, 8th Floor
New York, NY 10001-2727
TEL: 212 479 5400 FAX: 212 479 5444

CODE CONSULTANTS:
***Construction Consulting Associates***
100 Church Street
New York, NY 10007
TEL: 212 385 1818 FAX: 212 385 1911

CURTAINWALL CONSULTANT:
***AJLP Consulting***
40 Worth Street. Suite 826
New York, NY 10013
TEL: 212 757 5659 FAX: 646 219 8508

LANDMARK/PRESERVATION CONSULTANT:
***Jan Hird Pokorny Associates, Inc.***
39 West 37th Street, 12A
New York, NY 10018
TEL: 212 759 6462 FAX: 212 759 6540

| No. | DESCRIPTION | DATE |
|---|---|---|
| 1 | CD PROGRESS ISSUE 1 | 15 OCT 14 |
| 2 | CD PROGRESS ISSUE 2 | 19 DEC 14 |
| 3 | D.O.B. SUBMISSION | 18 FEB 15 |
| 4 | CD PROGRESS ISSUE 3 | 09 MAR 15 |
| | D.O.B. SUBMISSION | 27 APR 15 |
| 5 | CD PROGRESS ISSUE 4 | 01 JUN 15 |
| 6 | CD PROGRESS ISSUE 5 | 10 AUG 15 |
| | D.O.B. AMENDMENT 2 | 21 SEP 15 |
| 7 | CD PROGRESS ISSUE 6 | 02 NOV 15 |
| 8 | CD PROGRESS ISSUE 7 | 29 JAN 16 |
| 9 | CD ISSUE 8 - GMP SET | 31 MAR 16 |
| 10 | CD BULLETIN ISSUE - 3 | 25 MAY 16 |
| 11 | CD BULLETIN ISSUE - 5 | 12 AUG 16 |
| 12 | CD BULLETIN ISSUE - 7 | 14 SEP 16 |
| | D.O.B. AMENDMENT 3 | 03 OCT 16 |

0 4' - 0" 8' - 0" 16' - 0"

**D.O.B. SUBMISSION**

Discrepancies must be reported immediately to the Architect before proceeding. Only figured dimensions are to be used. Contractors must check all dimensions on site. This drawing is protected by copyright.

ALL DIMENSIONS ARE SHOWN IN IMPERIAL.

CONSULTANT:

AAI ARCHITECTS, P.C.

PROJECT:

**217 WEST 57TH STREET**
NEW YORK, NY

DRAWING TITLE:

PARTIAL ELEVATIONS - SOUTH

SEAL & SIGNATURE:

REGISTERED ARCHITECT JAMES DAVID JENKINS 028881 STATE OF NEW YORK

| | |
|---|---|
| DATE: | 15 OCT 14 |
| PROJECT No: | 1216-00 |
| DRAWN: Author | REV: |
| CHK: Checker | 12 |
| SCALE: 1/8" = 1'-0" | |
| DWG No: | A-219.02 |
| DOB PAGE No: | 154 of 454 |

DOB EMPLOYEE STAMP:

DOB B-SCAN:

36" x 48" Arch E SHEET SIZE
FILE NAME:
PLOT DATE: 10/17/2016 7:19:07 PM

DEPT OF BLDGS 421263825 Job Number
E3456617263 Scan Code

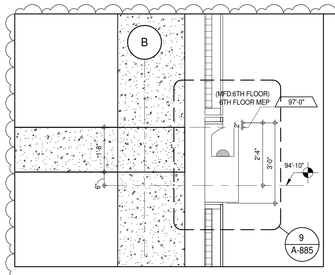


SECTION AT EAST GUTTER LEVEL 6 (7) A-220 1/2" = 1'-0"

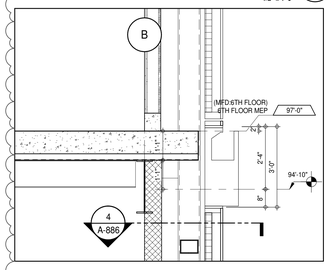


SECTION AT EAST GUTTER LEVEL 6 (6) A-220 1/2" = 1'-0"

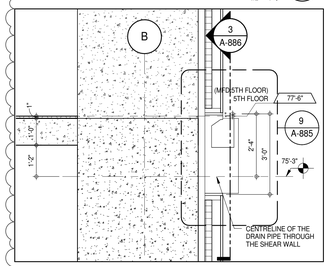


SECTION AT EAST GUTTER LEVEL 5 (5) A-220 1/2" = 1'-0"

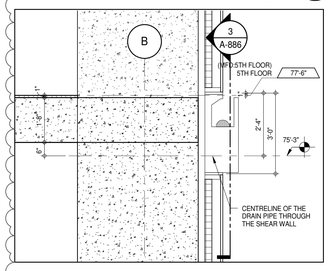


SECTION AT EAST GUTTER LEVEL 5 (4) A-220 1/2" = 1'-0"

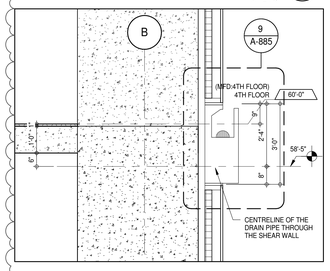


SECTION AT EAST GUTTER LEVEL 4 (3) A-220 1/2" = 1'-0"




PARTIAL ELEVATION - EAST (1) A-202 1/8" = 1'-0"

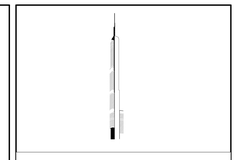

KEY PLAN:

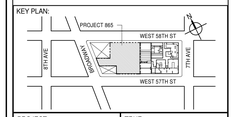


PROJECT NORTH

TRUE NORTH

DEVELOPER:
***EXTELL DEVELOPMENT COMPANY***
805 THIRD AVENUE, 7TH FLOOR
New York, NY 10022 USA
TEL: 212 712 6000 FAX: 212 712 6100

DESIGN ARCHITECT: Base Building Shell & Core
***ADRIAN SMITH + GORDON GILL ARCHITECTURE***
111 WEST MONROE STREET SUITE 2300
CHICAGO IL 60603
TEL: 312 920 1888 FAX: 312 920 1775

INTERIOR DESIGNER: Residential
***Rottet Architecture and Design Studio, PLLC***
298 Fifth Ave, 7th Floor
New York, NY 10001
TEL: 646 998 7000 FAX:

ARCHITECT OF RECORD: Base Building Shell, Core, & Residential
***AAI ARCHITECTS, P.C.***
401 Wellington St. W., 3rd Floor
Toronto, ON M5V 1E7 Canada
TEL: 416 967 1500 FAX: 416 967 7150

STRUCTURAL ENGINEERS:
***WSP CANTOR SEINUK***
228 EAST 45th Street
New York, NY 10017 USA
TEL: 212 687 9888 FAX: 646 487 5501

MEP ENGINEERS:
***AKF GROUP***
165 Broadway, 22nd Floor
New York, NY 10006 USA
TEL: 212 354 5656 FAX: 212 354 5668

GEOTECHNICAL ENGINEERS:
***Langan Engineering & Environmental Services***
21 Penn Plaza - 360 West 31st Street, 8th Floor
New York, NY 10001-2727
TEL: 212 479 5400 FAX: 212 479 5444

CODE CONSULTANTS:
***Construction Consulting Associates***
100 Church Street
New York, NY 10007
TEL: 212 385 1818 FAX: 212 385 1911

CURTAINWALL CONSULTANT:
***AJLP Consulting***
40 Worth Street. Suite 826
New York, NY 10013
TEL: 212 757 5659 FAX: 646 219 8508

LANDMARK/PRESERVATION CONSULTANT:
***Jan Hird Pokorny Associates, Inc.***
39 West 37th Street, 12A
New York, NY 10018
TEL: 212 759 6462 FAX: 212 759 6540

| No. | DESCRIPTION | DATE |
|---|---|---|
| 1 | CD PROGRESS ISSUE 1 | 15 OCT 14 |
| 2 | CD PROGRESS ISSUE 2 | 19 DEC 14 |
| 3 | D.O.B. SUBMISSION | 18 FEB 15 |
| 4 | CD PROGRESS ISSUE 3 | 09 MAR 15 |
| | D.O.B. SUBMISSION | 27 APR 15 |
| 5 | CD PROGRESS ISSUE 4 | 01 JUN 15 |
| 6 | CD PROGRESS ISSUE 5 | 10 AUG 15 |
| | D.O.B. AMENDMENT 2 | 21 SEP 15 |
| 7 | CD PROGRESS ISSUE 6 | 02 NOV 15 |
| 8 | CD PROGRESS ISSUE 7 | 29 JAN 16 |
| 9 | CD ISSUE 8 - GMP SET | 31 MAR 16 |
| 10 | CD BULLETIN ISSUE - 5 | 12 AUG 16 |
| | D.O.B. AMENDMENT 3 | 03 OCT 16 |

0 4' - 0" 8' - 0" 16' - 0"

**D.O.B. SUBMISSION**

Discrepancies must be reported immediately to the Architect before proceeding. Only figured dimensions are to be used. Contractors must check all dimensions on site. This drawing is protected by copyright.

ALL DIMENSIONS ARE SHOWN IN IMPERIAL.

CONSULTANT:

AAI ARCHITECTS, P.C.

PROJECT:

**217 WEST 57TH STREET**
NEW YORK, NY

DRAWING TITLE:

PARTIAL ELEVATION - EAST

SEAL & SIGNATURE:

REGISTERED ARCHITECT DAVID GARNER No. 028881 STATE OF NEW YORK

| | |
|---|---|
| DATE: | 15 OCT 14 |
| PROJECT No: | 1216-00 |
| DRAWN: Author | REV: 10 |
| CHK: Checker | |
| SCALE: As indicated | |
| DWG No: | **A-220.02** |
| DOB PAGE No: | 155 of 454 |

DOB EMPLOYEE STAMP:

DOB B-SCAN:

36" x 48" Arch E SHEET SIZE
FILE NAME:
PLOT DATE: 10/17/2016 7:19:56 PM

DEPT OF BLDGS 421258305 Job Number
B00620410A1 Scan Code

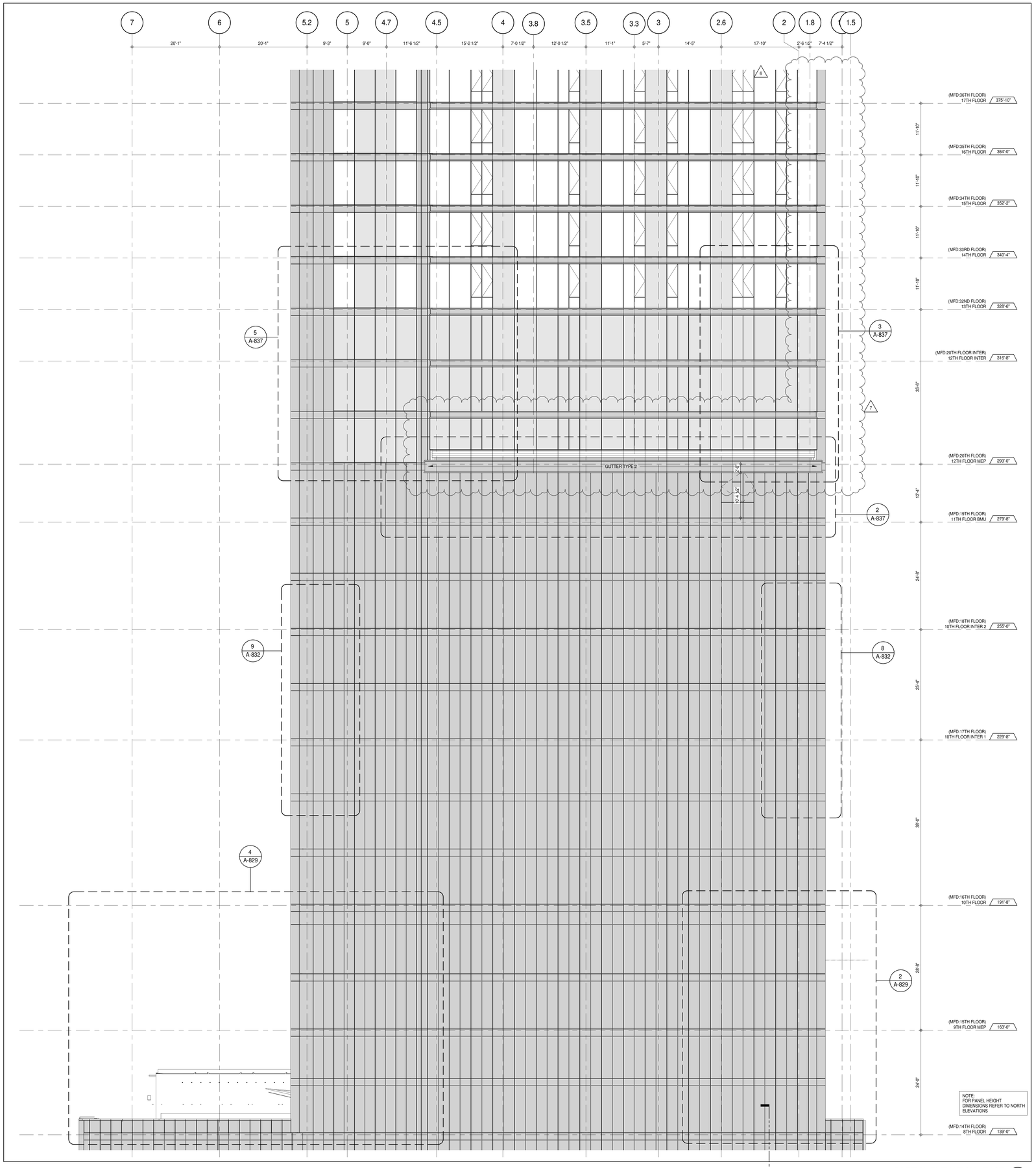


## PARTIAL ELEVATION - EAST (1)

A-202
1/8" = 1'-0"

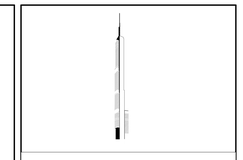

KEY PLAN:

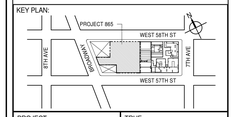


PROJECT NORTH

TRUE NORTH

DEVELOPER:
**EXTELL DEVELOPMENT COMPANY**
805 THIRD AVENUE, 7TH FLOOR
New York, NY 10022 USA
TEL: 212 712 6000 FAX: 212 712 6100

DESIGN ARCHITECT: Base Building Shell & Core
**ADRIAN SMITH + GORDON GILL ARCHITECTURE**
111 WEST MONROE STREET SUITE 2300
CHICAGO IL 60603
TEL: 312 920 1888 FAX: 312 920 1775

INTERIOR DESIGNER: Residential
**Rottet Architecture and Design Studio, PLLC**
298 Fifth Ave, 7th Floor
New York, NY 10001
TEL: 646 998 7000 FAX:

ARCHITECT OF RECORD: Base Building Shell, Core, & Residential
**AAI ARCHITECTS, P.C.**
401 Wellington St. W., 3rd Floor
Toronto, ON M5V 1E7 Canada
TEL: 416 967 1500 FAX: 416 967 7150

STRUCTURAL ENGINEERS:
**WSP CANTOR SEINUK**
228 EAST 45th Street
New York, NY 10017 USA
TEL: 212 687 9888 FAX: 646 487 5501

MEP ENGINEERS:
**AKF GROUP**
165 Broadway, 22nd Floor
New York, NY 10006 USA
TEL: 212 354 5656 FAX: 212 354 5668

GEOTECHNICAL ENGINEERS:
**Langan Engineering & Environmental Services**
21 Penn Plaza - 360 West 31st Street, 8th Floor
New York, NY 10001-2727
TEL: 212 479 5400 FAX: 212 479 5444

CODE CONSULTANTS:
**Construction Consulting Associates**
100 Church Street
New York, NY 10007
TEL: 212 385 1818 FAX: 212 385 1911

CURTAINWALL CONSULTANT:
**AJLP Consulting**
40 Worth Street. Suite 826
New York, NY 10013
TEL: 212 757 5659 FAX: 646 219 8508

LANDMARK/PRESERVATION CONSULTANT:
**Jan Hird Pokorny Associates, Inc.**
39 West 37th Street, 12A
New York, NY 10018
TEL: 212 759 6462 FAX: 212 759 6540

| No. | DESCRIPTION | DATE |
|---|---|---|
| 1 | CD PROGRESS ISSUE 1 | 15 OCT 14 |
| 2 | CD PROGRESS ISSUE 2 | 19 DEC 14 |
| 3 | D.O.B. SUBMISSION | 18 FEB 15 |
| 4 | CD PROGRESS ISSUE 3 | 09 MAR 15 |
| | D.O.B. SUBMISSION | 27 APR 15 |
| 5 | CD PROGRESS ISSUE 4 | 01 JUN 15 |
| 6 | CD PROGRESS ISSUE 5 | 10 AUG 15 |
| | D.O.B. AMENDMENT 2 | 21 SEP 15 |
| 7 | CD PROGRESS ISSUE 6 | 02 NOV 15 |
| 8 | CD PROGRESS ISSUE 7 | 29 JAN 16 |
| 9 | CD ISSUE 8 - GMP SET | 31 MAR 16 |
| | D.O.B. AMENDMENT 3 | 03 OCT 16 |

0 4' - 0" 8' - 0" 16' - 0"

**D.O.B. SUBMISSION**

Discrepancies must be reported immediately to the Architect before proceeding. Only figured dimensions are to be used. Contractors must check all dimensions on site. This drawing is protected by copyright.

ALL DIMENSIONS ARE SHOWN IN IMPERIAL.

CONSULTANT:
AAI ARCHITECTS, P.C.

PROJECT:
**217 WEST 57TH STREET**
NEW YORK, NY

DRAWING TITLE:
PARTIAL ELEVATION - EAST

SEAL & SIGNATURE:
REGISTERED ARCHITECT RICHARD DAVID JANSSEN No. 028881 STATE OF NEW YORK

| | |
|---|---|
| DATE: | 15 OCT 14 |
| PROJECT No: | 1216-00 |
| DRAWN: Author | REV: 9 |
| CHK: Checker | |
| SCALE: 1/8" = 1'-0" | |
| DWG No: | A-221.02 |
| DOB PAGE No: | 156 of 454 |

DOB EMPLOYEE STAMP:

DOB B-SCAN:

36" x 48" Arch E SHEET SIZE
FILE NAME:
PLOT DATE: 10/17/2016 7:20:03 PM

DEPT OF BLDGS 421258305 Job Number
E341762426 Scan Code

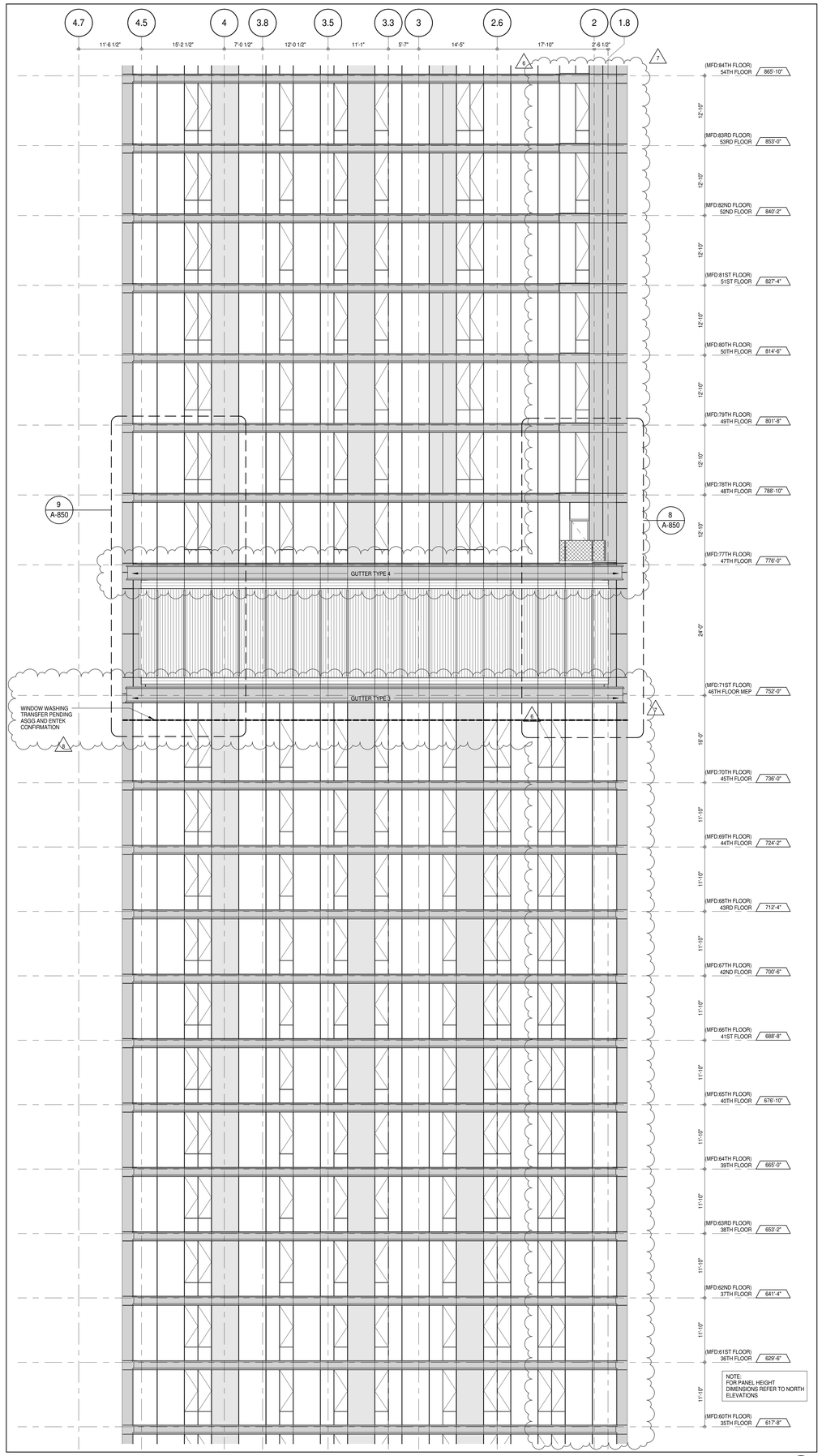


**PARTIAL ELEVATION - EAST** 2
A-202
1/8" = 1'-0"

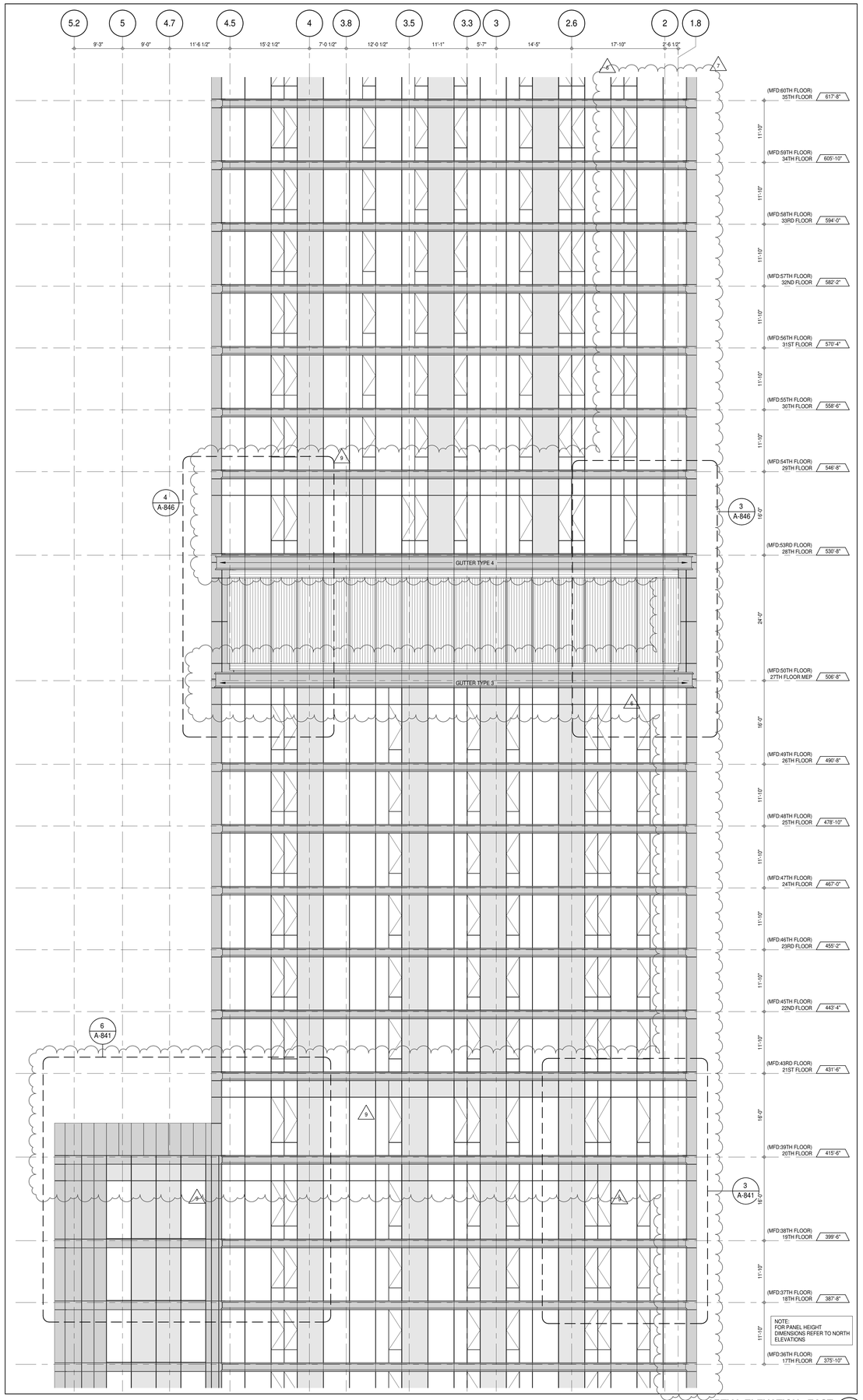


**PARTIAL ELEVATION - EAST** 1
A-202
1/8" = 1'-0"

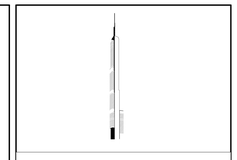

KEY PLAN:

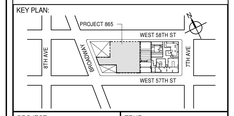


PROJECT NORTH

TRUE NORTH

DEVELOPER:
***EXTELL DEVELOPMENT COMPANY***
805 THIRD AVENUE, 7TH FLOOR
New York, NY 10022 USA
TEL: 212 712 6000 FAX: 212 712 6100

DESIGN ARCHITECT: Base Building Shell & Core
***ADRIAN SMITH + GORDON GILL ARCHITECTURE***
111 WEST MONROE STREET SUITE 2300
CHICAGO IL 60603
TEL: 312 920 1888 FAX: 312 920 1775

INTERIOR DESIGNER: Residential
***Rottet Architecture and Design Studio, PLLC***
298 Fifth Ave, 7th Floor
New York, NY 10001
TEL: 646 998 7000 FAX:

ARCHITECT OF RECORD: Base Building Shell, Core, & Residential
***AAI ARCHITECTS, P.C.***
401 Wellington St. W., 3rd Floor
Toronto, ON M5V 1E7 Canada
TEL: 416 967 1500 FAX: 416 967 7150

STRUCTURAL ENGINEERS:
***WSP CANTOR SEINUK***
228 EAST 45th Street
New York, NY 10017 USA
TEL: 212 687 9888 FAX: 646 487 5501

MEP ENGINEERS:
***AKF GROUP***
165 Broadway, 22nd Floor
New York, NY 10006 USA
TEL: 212 354 5656 FAX: 212 354 5668

GEOTECHNICAL ENGINEERS:
***Langan Engineering & Environmental Services***
21 Penn Plaza - 360 West 31st Street, 8th Floor
New York, NY 10001-2727
TEL: 212 479 5400 FAX: 212 479 5444

CODE CONSULTANTS:
***Construction Consulting Associates***
100 Church Street
New York, NY 10007
TEL: 212 385 1818 FAX: 212 385 1911

CURTAINWALL CONSULTANT:
***AJLP Consulting***
40 Worth Street. Suite 826
New York, NY 10013
TEL: 212 757 5659 FAX: 646 219 8508

LANDMARK/PRESERVATION CONSULTANT:
***Jan Hird Pokorny Associates, Inc.***
39 West 37th Street, 12A
New York, NY 10018
TEL: 212 759 6462 FAX: 212 759 6540

| No. | DESCRIPTION | DATE |
|---|---|---|
| 1 | CD PROGRESS ISSUE 1 | 15 OCT 14 |
| 2 | CD PROGRESS ISSUE 2 | 19 DEC 14 |
| 3 | D.O.B. SUBMISSION | 18 FEB 15 |
| 4 | CD PROGRESS ISSUE 3 | 09 MAR 15 |
| | D.O.B. SUBMISSION | 27 APR 15 |
| 5 | CD PROGRESS ISSUE 4 | 01 JUN 15 |
| 6 | CD PROGRESS ISSUE 5 | 10 AUG 15 |
| | D.O.B. AMENDMENT 2 | 21 SEP 15 |
| 7 | CD PROGRESS ISSUE 6 | 02 NOV 15 |
| 8 | CD PROGRESS ISSUE 7 | 29 JAN 16 |
| 9 | CD ISSUE 8 - GMP SET | 31 MAR 16 |
| | D.O.B. AMENDMENT 3 | 03 OCT 16 |

0 4' - 0" 8' - 0" 16' - 0"

**D.O.B. SUBMISSION**

Discrepancies must be reported immediately to the Architect before proceeding. Only figured dimensions are to be used. Contractors must check all dimensions on site. This drawing is protected by copyright.

ALL DIMENSIONS ARE SHOWN IN IMPERIAL.

CONSULTANT:

AAI ARCHITECTS, P.C.

PROJECT:

**217 WEST 57TH STREET**
NEW YORK, NY

DRAWING TITLE:

PARTIAL ELEVATION - EAST

SEAL & SIGNATURE:

REGISTERED ARCHITECT WILFRED DAVID JANSSEN No. 028881 STATE OF NEW YORK

| | |
|---|---|
| DATE: | 15 OCT 14 |
| PROJECT No: | 1216-00 |
| DRAWN: Author | REV: |
| CHK: Checker | 9 |
| SCALE: 1/8" = 1'-0" | |
| DWG No: | A-222.02 |
| DOB PAGE No: | 157 of 454 |

DOB EMPLOYEE STAMP:

DOB B-SCAN:

36" x 48" Arch E SHEET SIZE
FILE NAME:
PLOT DATE: 10/17/2016 7:20:31 PM

DEPT OF BLDGS 421206305 Job Number
E302189373SI Scan Code

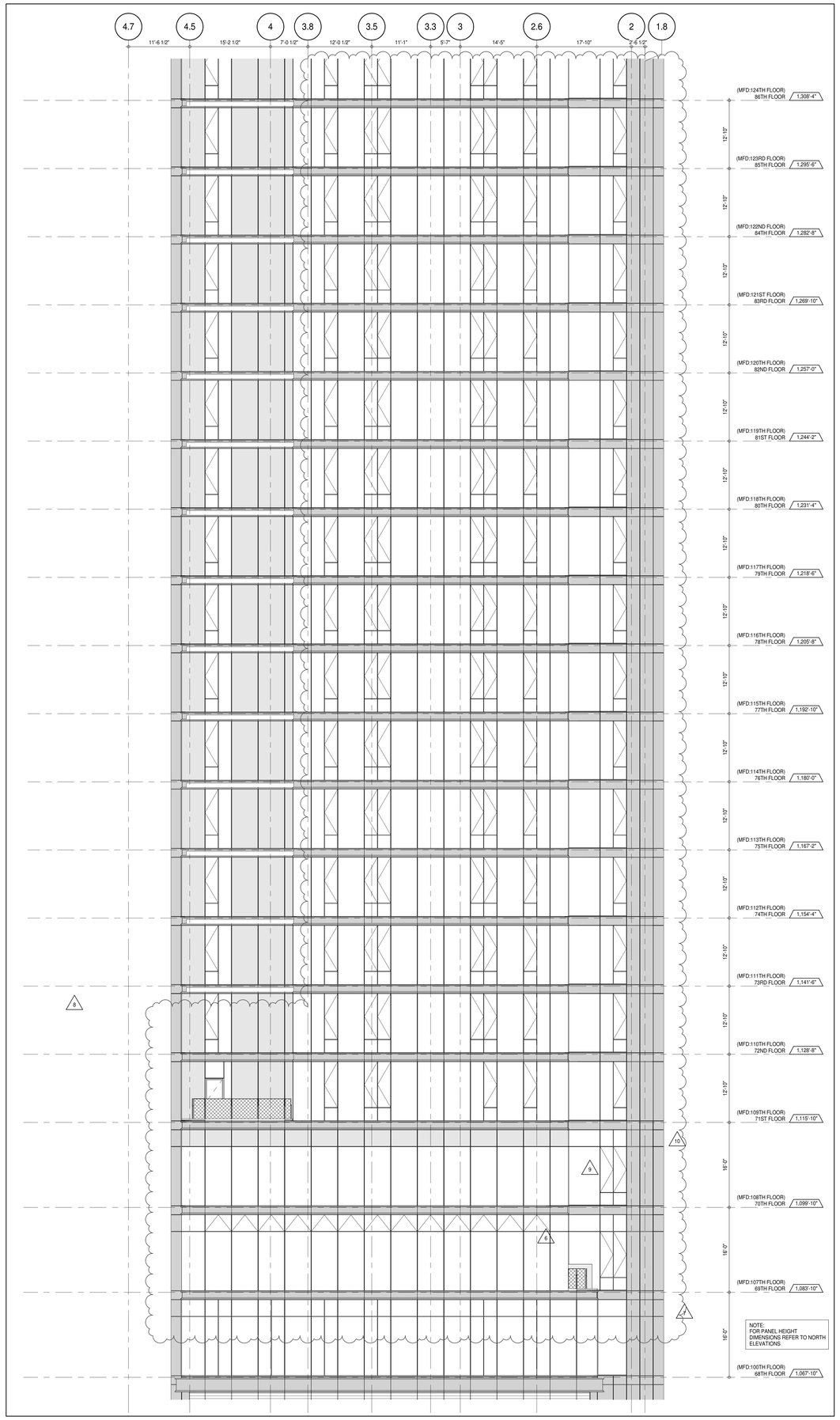


**PARTIAL ELEVATION - EAST** (2)
A-202
1/8" = 1'-0"

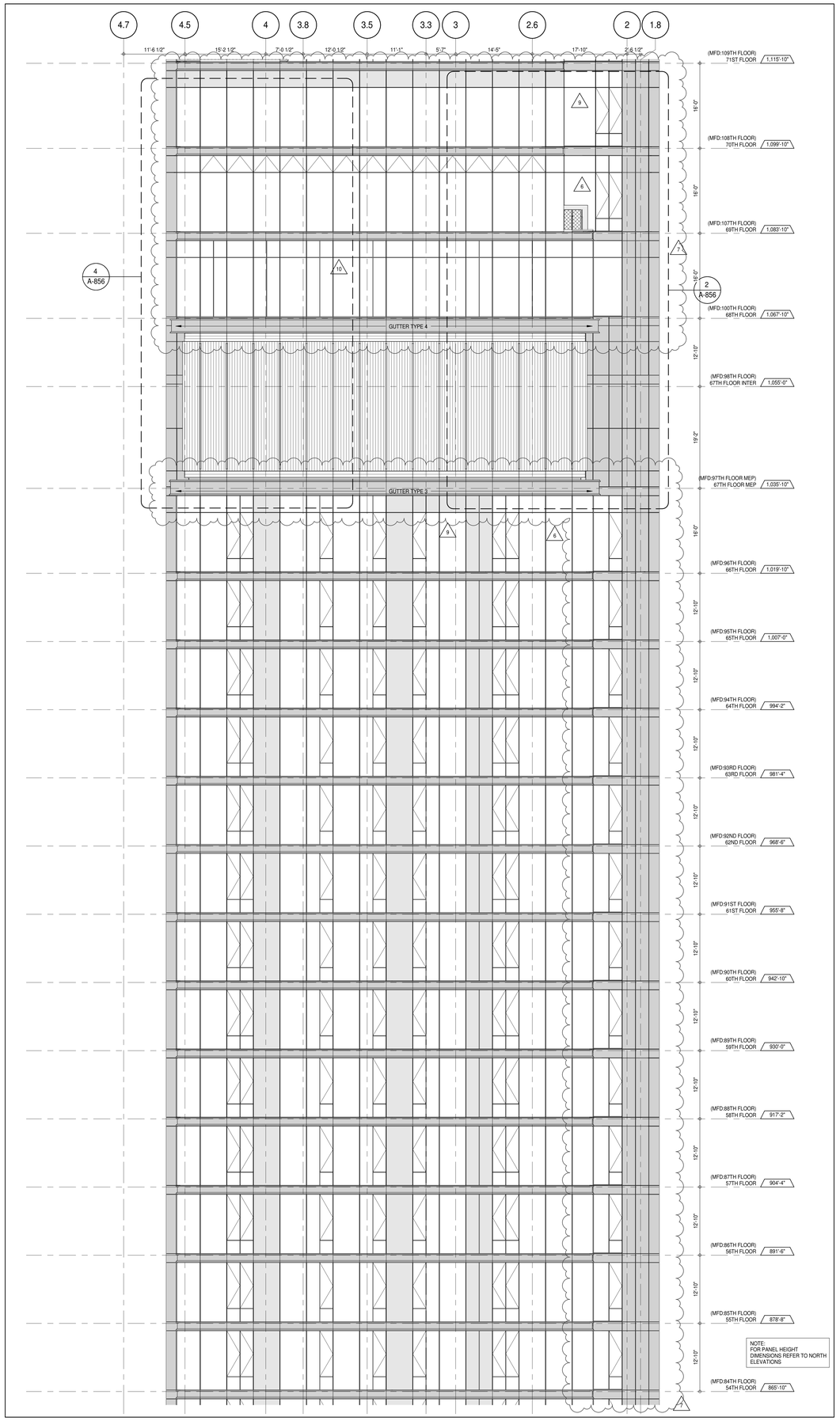


**PARTIAL ELEVATION - EAST** (1)
A-202
1/8" = 1'-0"

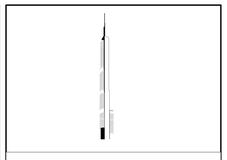

KEY PLAN:

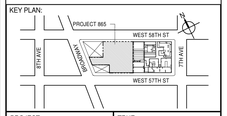


PROJECT NORTH | TRUE NORTH

DEVELOPER:
***EXTELL DEVELOPMENT COMPANY***
805 THIRD AVENUE, 7TH FLOOR
New York, NY 10022 USA
TEL: 212 712 6000 FAX: 212 712 6100

DESIGN ARCHITECT: Base Building Shell & Core
***ADRIAN SMITH + GORDON GILL ARCHITECTURE***
111 WEST MONROE STREET SUITE 2300
CHICAGO IL 60603
TEL: 312 920 1888 FAX: 312 920 1775

INTERIOR DESIGNER: Residential
***Rottet Architecture and Design Studio, PLLC***
298 Fifth Ave, 7th Floor
New York, NY 10001
TEL: 646 998 7000 FAX:

ARCHITECT OF RECORD: Base Building Shell, Core, & Residential
***AAI ARCHITECTS, P.C.***
401 Wellington St. W., 3rd Floor
Toronto, ON M5V 1E7 Canada
TEL: 416 967 1500 FAX: 416 967 7150

STRUCTURAL ENGINEERS:
***WSP CANTOR SEINUK***
228 EAST 45th Street
New York, NY 10017 USA
TEL: 212 687 9888 FAX: 646 487 5501

MEP ENGINEERS:
***AKF GROUP***
165 Broadway, 22nd Floor
New York, NY 10006 USA
TEL: 212 354 5656 FAX: 212 354 5668

GEOTECHNICAL ENGINEERS:
***Langan Engineering & Environmental Services***
21 Penn Plaza - 360 West 31st Street, 8th Floor
New York, NY 10001-2727
TEL: 212 479 5400 FAX: 212 479 5444

CODE CONSULTANTS:
***Construction Consulting Associates***
100 Church Street
New York, NY 10007
TEL: 212 385 1818 FAX: 212 385 1911

CURTAINWALL CONSULTANT:
***AJLP Consulting***
40 Worth Street. Suite 826
New York, NY 10013
TEL: 212 757 5659 FAX: 646 219 8508

LANDMARK/PRESERVATION CONSULTANT:
***Jan Hird Pokorny Associates, Inc.***
39 West 37th Street, 12A
New York, NY 10018
TEL: 212 759 6462 FAX: 212 759 6540

| No. | DESCRIPTION | DATE |
|---|---|---|
| 1 | CD PROGRESS ISSUE 1 | 15 OCT 14 |
| 2 | CD PROGRESS ISSUE 2 | 19 DEC 14 |
| 3 | D.O.B. SUBMISSION | 18 FEB 15 |
| 4 | CD PROGRESS ISSUE 3 | 09 MAR 15 |
| | D.O.B. SUBMISSION | 27 APR 15 |
| 5 | CD PROGRESS ISSUE 4 | 01 JUN 15 |
| 6 | CD PROGRESS ISSUE 5 | 10 AUG 15 |
| | D.O.B. AMENDMENT 2 | 21 SEP 15 |
| 7 | CD PROGRESS ISSUE 6 | 02 NOV 15 |
| 8 | CD PROGRESS ISSUE 7 | 29 JAN 16 |
| 9 | CD ISSUE 8 - GMP SET | 31 MAR 16 |
| 10 | CD BULLETIN ISSUE - 5 | 12 AUG 16 |
| | D.O.B. AMENDMENT 3 | 03 OCT 16 |

0 4' - 0" 8' - 0" 16' - 0"

**D.O.B. SUBMISSION**

Discrepancies must be reported immediately to the Architect before proceeding. Only figured dimensions are to be used. Contractors must check all dimensions on site. This drawing is protected by copyright.

ALL DIMENSIONS ARE SHOWN IN IMPERIAL.

CONSULTANT:
AAI ARCHITECTS, P.C.

PROJECT:
**217 WEST 57TH STREET**
NEW YORK, NY

DRAWING TITLE:
PARTIAL ELEVATION - EAST

SEAL & SIGNATURE:
REGISTERED ARCHITECT WILFRED DAVID JAMES No. 028881 STATE OF NEW YORK

| | |
|---|---|
| DATE: | 15 OCT 14 |
| PROJECT No: | 1216-00 |
| DRAWN: Author | REV: 10 |
| CHK: Checker | |
| SCALE: 1/8" = 1'-0" | |
| DWG No: | A-223.02 |
| DOB PAGE No: | 158 of 454 |

DOB EMPLOYEE STAMP: DOB B-SCAN:

36" x 48" Arch E SHEET SIZE
FILE NAME:
PLOT DATE: 10/17/2016 7:20:57 PM

DEPT OF BLDGS 421258305 Job Number
E5335397912 Scan Code

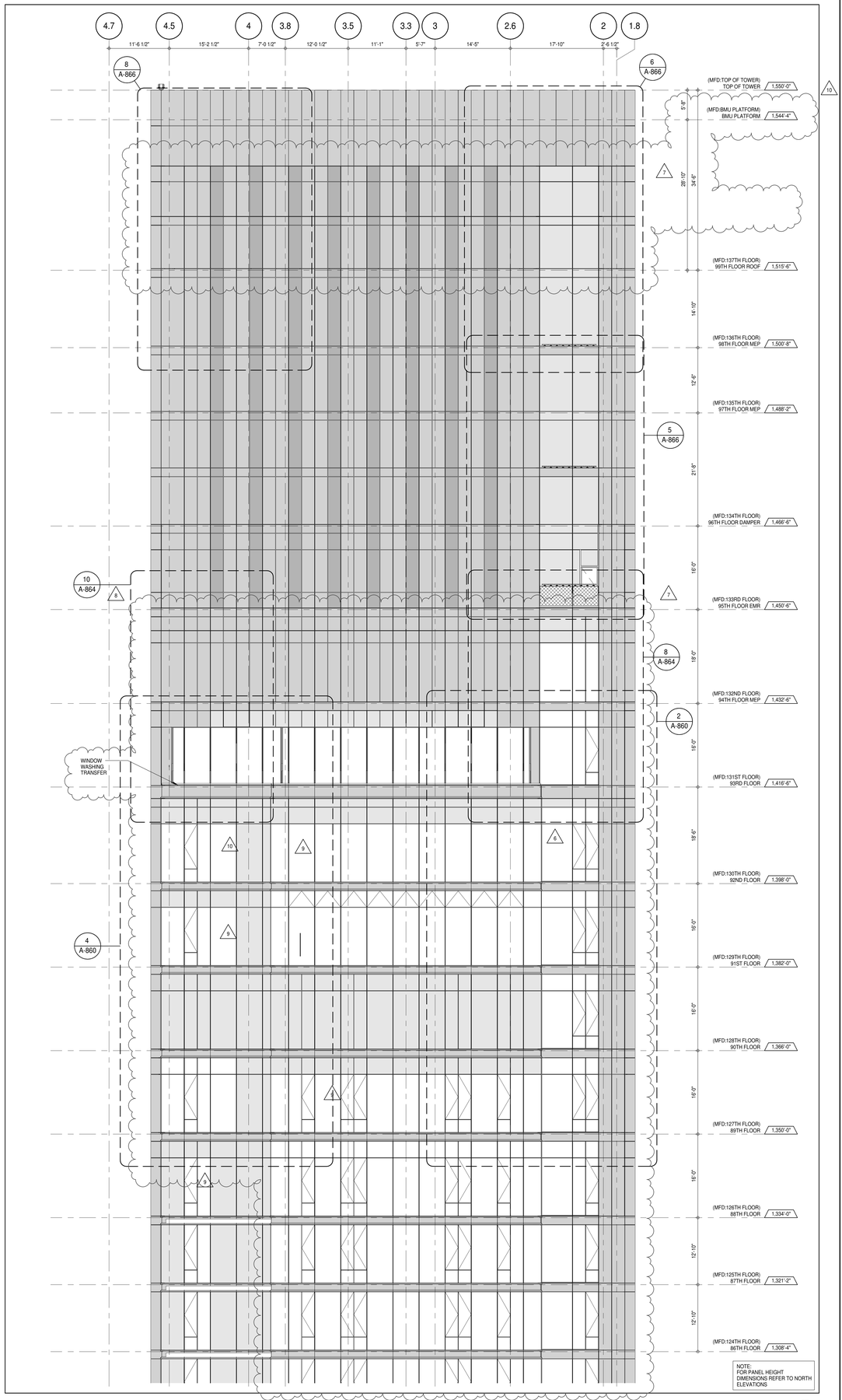


**PARTIAL ELEVATION - EAST** 1
A-202
1/8" = 1'-0"



KEY PLAN:

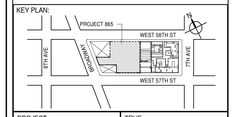


PROJECT NORTH

TRUE NORTH

DEVELOPER:
***EXTELL DEVELOPMENT COMPANY***
805 THIRD AVENUE, 7TH FLOOR
New York, NY 10022 USA
TEL: 212 712 6000 FAX: 212 712 6100

DESIGN ARCHITECT: Base Building Shell & Core
***ADRIAN SMITH + GORDON GILL ARCHITECTURE***
111 WEST MONROE STREET SUITE 2300
CHICAGO IL 60603
TEL: 312 920 1888 FAX: 312 920 1775

INTERIOR DESIGNER: Residential
***Rottet Architecture and Design Studio, PLLC***
298 Fifth Ave, 7th Floor
New York, NY 10001
TEL: 646 998 7000 FAX:

ARCHITECT OF RECORD: Base Building Shell, Core, & Residential
***AAI ARCHITECTS, P.C.***
401 Wellington St. W., 3rd Floor
Toronto, ON M5V 1E7 Canada
TEL: 416 967 1500 FAX: 416 967 7150

STRUCTURAL ENGINEERS:
***WSP CANTOR SEINUK***
228 EAST 45th Street
New York, NY 10017 USA
TEL: 212 687 9888 FAX: 646 487 5501

MEP ENGINEERS:
***AKF GROUP***
165 Broadway, 22nd Floor
New York, NY 10006 USA
TEL: 212 354 5656 FAX: 212 354 5668

GEOTECHNICAL ENGINEERS:
***Langan Engineering & Environmental Services***
21 Penn Plaza - 360 West 31st Street, 8th Floor
New York, NY 10001-2727
TEL: 212 479 5400 FAX: 212 479 5444

CODE CONSULTANTS:
***Construction Consulting Associates***
100 Church Street
New York, NY 10007
TEL: 212 385 1818 FAX: 212 385 1911

CURTAINWALL CONSULTANT:
***AJLP Consulting***
40 Worth Street. Suite 826
New York, NY 10013
TEL: 212 757 5659 FAX: 646 219 8508

LANDMARK/PRESERVATION CONSULTANT:
***Jan Hird Pokorny Associates, Inc.***
39 West 37th Street, 12A
New York, NY 10018
TEL: 212 759 6462 FAX: 212 759 6540

| No. | DESCRIPTION | DATE |
|---|---|---|
| 1 | CD PROGRESS ISSUE 1 | 15 OCT 14 |
| 2 | CD PROGRESS ISSUE 2 | 19 DEC 14 |
| 3 | D.O.B. SUBMISSION | 18 FEB 15 |
| 4 | CD PROGRESS ISSUE 3 | 09 MAR 15 |
| | D.O.B. SUBMISSION | 27 APR 15 |
| 5 | CD PROGRESS ISSUE 4 | 01 JUN 15 |
| 6 | CD PROGRESS ISSUE 5 | 10 AUG 15 |
| | D.O.B. AMENDMENT 2 | 21 SEP 15 |
| 7 | CD PROGRESS ISSUE 6 | 02 NOV 15 |
| 8 | CD PROGRESS ISSUE 7 | 29 JAN 16 |
| 9 | CD ISSUE 8 - GMP SET | 31 MAR 16 |
| 10 | CD BULLETIN ISSUE - 5 | 12 AUG 16 |
| | D.O.B. AMENDMENT 3 | 03 OCT 16 |

0 4' - 0" 8' - 0" 16' - 0"

**D.O.B. SUBMISSION**

Discrepancies must be reported immediately to the Architect before proceeding. Only figured dimensions are to be used. Contractors must check all dimensions on site. This drawing is protected by copyright.

ALL DIMENSIONS ARE SHOWN IN IMPERIAL.

CONSULTANT:
AAI ARCHITECTS, P.C.

PROJECT:
**217 WEST 57TH STREET**
NEW YORK, NY

DRAWING TITLE:
PARTIAL ELEVATION - EAST

SEAL & SIGNATURE:

| | |
|---|---|
| DATE: | 15 OCT 14 |
| PROJECT No: | 1216-00 |
| DRAWN: Author | REV: 10 |
| CHK: Checker | |
| SCALE: 1/8" = 1'-0" | |
| DWG No: | A-224.02 |
| DOB PAGE No: | 159 of 454 |

DOB EMPLOYEE STAMP:

DOB B-SCAN:

36" x 48" Arch E SHEET SIZE
FILE NAME:
PLOT DATE: 10/17/2016 7:21:17 PM

DEPT OF BLDGS 421206305 Job Number
E326206395 Scan Code

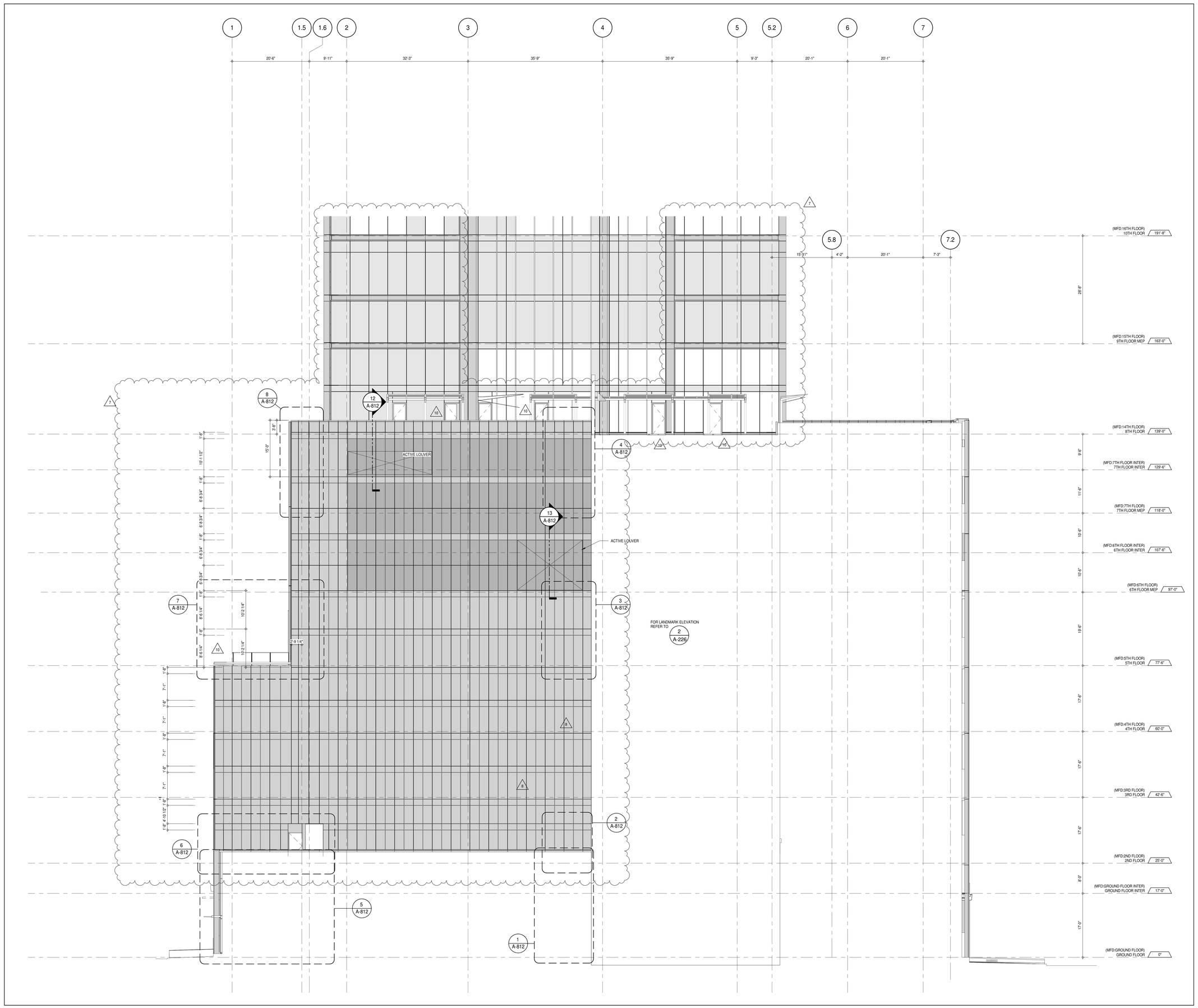


**PARTIAL ELEVATION - WEST** 1

A-202
1/8" = 1'-0"

KEY PLAN:

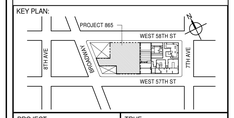


PROJECT NORTH

TRUE NORTH

DEVELOPER:
***EXTELL DEVELOPMENT COMPANY***
805 THIRD AVENUE, 7TH FLOOR
New York, NY 10022 USA
TEL: 212 712 6000 FAX: 212 712 6100

DESIGN ARCHITECT: Base Building Shell & Core
***ADRIAN SMITH + GORDON GILL ARCHITECTURE***
111 WEST MONROE STREET SUITE 2300
CHICAGO IL 60603
TEL: 312 920 1888 FAX: 312 920 1775

INTERIOR DESIGNER: Residential
***Rottet Architecture and Design Studio, PLLC***
298 Fifth Ave, 7th Floor
New York, NY 10001
TEL: 646 998 7000 FAX:

ARCHITECT OF RECORD: Base Building Shell, Core, & Residential
***AAI ARCHITECTS, P.C.***
401 Wellington St. W., 3rd Floor
Toronto, ON M5V 1E7 Canada
TEL: 416 967 1500 FAX: 416 967 7150

STRUCTURAL ENGINEERS:
***WSP CANTOR SEINUK***
228 EAST 45th Street
New York, NY 10017 USA
TEL: 212 687 9888 FAX: 646 487 5501

MEP ENGINEERS:
***AKF GROUP***
165 Broadway, 22nd Floor
New York, NY 10006 USA
TEL: 212 354 5656 FAX: 212 354 5668

GEOTECHNICAL ENGINEERS:
***Langan Engineering & Environmental Services***
21 Penn Plaza - 360 West 31st Street, 8th Floor
New York, NY 10001-2727
TEL: 212 479 5400 FAX: 212 479 5444

CODE CONSULTANTS:
***Construction Consulting Associates***
100 Church Street
New York, NY 10007
TEL: 212 385 1818 FAX: 212 385 1911

CURTAINWALL CONSULTANT:
***AJLP Consulting***
40 Worth Street. Suite 826
New York, NY 10013
TEL: 212 757 5659 FAX: 646 219 8508

LANDMARK/PRESERVATION CONSULTANT:
***Jan Hird Pokorny Associates, Inc.***
39 West 37th Street, 12A
New York, NY 10018
TEL: 212 759 6462 FAX: 212 759 6540

| No. | DESCRIPTION | DATE |
|---|---|---|
| 1 | CD PROGRESS ISSUE 1 | 15 OCT 14 |
| 2 | CD PROGRESS ISSUE 2 | 19 DEC 14 |
| 3 | D.O.B. SUBMISSION | 18 FEB 15 |
| 4 | CD PROGRESS ISSUE 3 | 09 MAR 15 |
| | D.O.B. SUBMISSION | 27 APR 15 |
| 5 | CD PROGRESS ISSUE 4 | 01 JUN 15 |
| 6 | CD PROGRESS ISSUE 5 | 10 AUG 15 |
| | D.O.B. AMENDMENT 2 | 21 SEP 15 |
| 7 | CD PROGRESS ISSUE 6 | 02 NOV 15 |
| 8 | CD PROGRESS ISSUE 7 | 29 JAN 16 |
| 9 | CD ISSUE 8 - GMP SET | 31 MAR 16 |
| 10 | CD BULLETIN ISSUE - 5 | 12 AUG 16 |
| | D.O.B. AMENDMENT 3 | 03 OCT 16 |

0 4' - 0" 8' - 0" 16' - 0"

## D.O.B. SUBMISSION

Discrepancies must be reported immediately to the Architect before proceeding. Only figured dimensions are to be used. Contractors must check all dimensions on site. This drawing is protected by copyright.

ALL DIMENSIONS ARE SHOWN IN IMPERIAL.

CONSULTANT:

AAI ARCHITECTS, P.C.

PROJECT:

**217 WEST 57TH STREET**
NEW YORK, NY

DRAWING TITLE:

PARTIAL ELEVATION - WEST

SEAL & SIGNATURE:

REGISTERED ARCHITECT
WILLIAE DAVID JAMES
028881
STATE OF NEW YORK

| | |
|---|---|
| DATE: | 15 OCT 14 |
| PROJECT No: | 1216-00 |
| DRAWN: Author | REV: |
| CHK.: Checker | 10 |
| SCALE: 1/8" = 1'-0" | |
| DWG No: | A-225.02 |
| DOB PAGE No: | 160 of 454 |

DOB EMPLOYEE STAMP:

DOB B-SCAN:

36" x 48" Arch E SHEET SIZE
FILE NAME:
PLOT DATE: 10/17/2016 7:09:52 PM

DEPT OF BLDGS 421258305 Job Number
ES 891700003 Scan Code

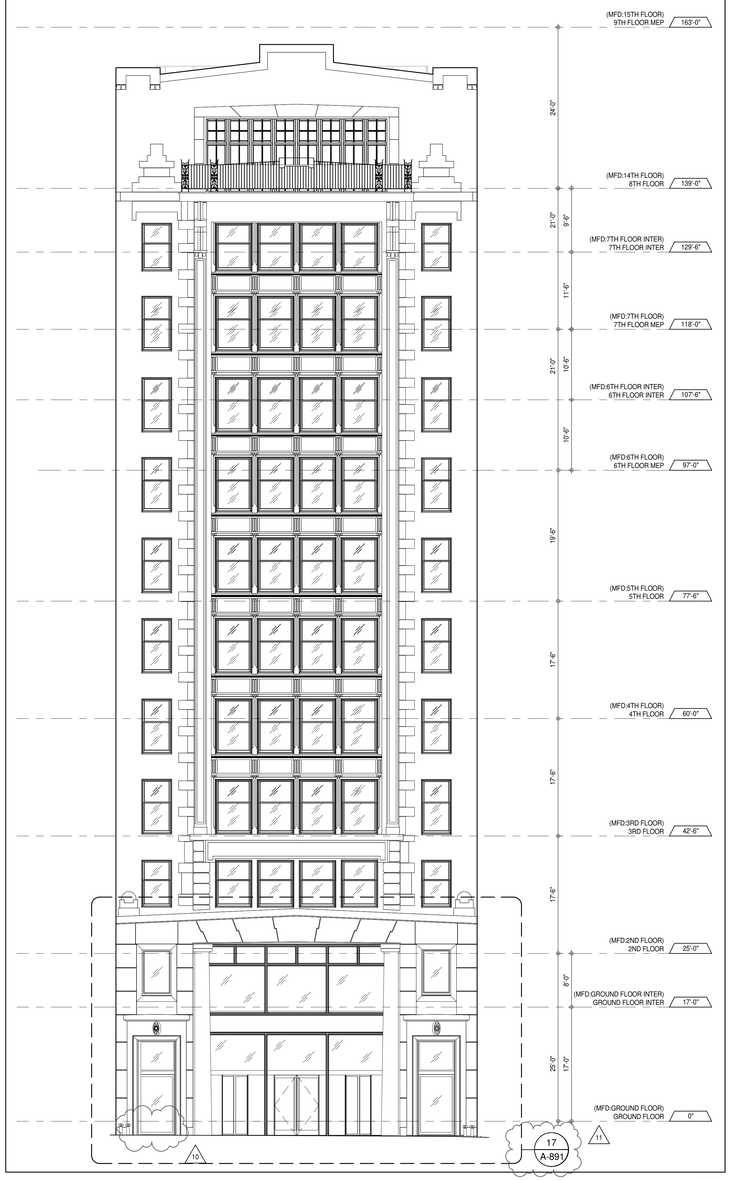


**WEST ELEVATION - LANDMARK FACADE** 2
A-105
1/8" = 1'-0"




**PARTIAL ELEVATION - WEST** 1
A-202
1/8" = 1'-0"

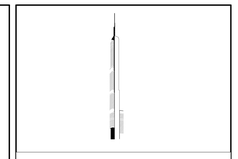

KEY PLAN:

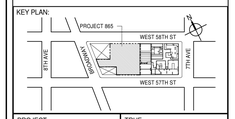


PROJECT NORTH

TRUE NORTH

DEVELOPER:
***EXTELL DEVELOPMENT COMPANY***
805 THIRD AVENUE, 7TH FLOOR
New York, NY 10022 USA
TEL: 212 712 6000 FAX: 212 712 6100

DESIGN ARCHITECT: Base Building Shell & Core
***ADRIAN SMITH + GORDON GILL ARCHITECTURE***
111 WEST MONROE STREET SUITE 2300
CHICAGO IL 60603
TEL: 312 920 1888 FAX: 312 920 1775

INTERIOR DESIGNER: Residential
***Rottet Architecture and Design Studio, PLLC***
298 Fifth Ave, 7th Floor
New York, NY 10001
TEL: 646 998 7000 FAX:

ARCHITECT OF RECORD: Base Building Shell, Core, & Residential
***AAI ARCHITECTS, P.C.***
401 Wellington St. W., 3rd Floor
Toronto, ON M5V 1E7 Canada
TEL: 416 967 1500 FAX: 416 967 7150

STRUCTURAL ENGINEERS:
***WSP CANTOR SEINUK***
228 EAST 45th Street
New York, NY 10017 USA
TEL: 212 687 9888 FAX: 646 487 5501

MEP ENGINEERS:
***AKF GROUP***
165 Broadway, 22nd Floor
New York, NY 10006 USA
TEL: 212 354 5656 FAX: 212 354 5668

GEOTECHNICAL ENGINEERS:
***Langan Engineering & Environmental Services***
21 Penn Plaza - 360 West 31st Street, 8th Floor
New York, NY 10001-2727
TEL: 212 479 5400 FAX: 212 479 5444

CODE CONSULTANTS:
***Construction Consulting Associates***
100 Church Street
New York, NY 10007
TEL: 212 385 1818 FAX: 212 385 1911

CURTAINWALL CONSULTANT:
***AJLP Consulting***
40 Worth Street. Suite 826
New York, NY 10013
TEL: 212 757 5659 FAX: 646 219 8508

LANDMARK/PRESERVATION CONSULTANT:
***Jan Hird Pokorny Associates, Inc.***
39 West 37th Street, 12A
New York, NY 10018
TEL: 212 759 6462 FAX: 212 759 6540

| No. | DESCRIPTION | DATE |
|---|---|---|
| 1 | CD PROGRESS ISSUE 1 | 15 OCT 14 |
| 2 | CD PROGRESS ISSUE 2 | 19 DEC 14 |
| 3 | D.O.B. SUBMISSION | 18 FEB 15 |
| 4 | CD PROGRESS ISSUE 3 | 09 MAR 15 |
| | D.O.B. SUBMISSION | 27 APR 15 |
| 5 | CD PROGRESS ISSUE 4 | 01 JUN 15 |
| 6 | CD PROGRESS ISSUE 5 | 10 AUG 15 |
| | D.O.B. AMENDMENT 2 | 21 SEP 15 |
| 7 | CD PROGRESS ISSUE 6 | 02 NOV 15 |
| 8 | CD PROGRESS ISSUE 7 | 29 JAN 16 |
| 9 | CD ISSUE 8 - GMP SET | 31 MAR 16 |
| 10 | CD BULLETIN ISSUE - 1 | 22 APR 16 |
| 11 | CD BULLETIN ISSUE - 5 | 12 AUG 16 |
| | D.O.B. AMENDMENT 3 | 03 OCT 16 |

0 4' - 0" 8' - 0" 16' - 0"

## D.O.B. SUBMISSION

Discrepancies must be reported immediately to the Architect before proceeding. Only figured dimensions are to be used. Contractors must check all dimensions on site. This drawing is protected by copyright.

ALL DIMENSIONS ARE SHOWN IN IMPERIAL.

CONSULTANT:

AAI ARCHITECTS, P.C.

PROJECT:

**217 WEST 57TH STREET**
NEW YORK, NY

DRAWING TITLE:

PARTIAL ELEVATION - WEST

SEAL & SIGNATURE:

REGISTERED ARCHITECT
ANDRE DAVID JABBOUR
028851
STATE OF NEW YORK

| | |
|---|---|
| DATE: | 15 OCT 14 |
| PROJECT No: | 1216-00 |
| DRAWN: Author | REV: |
| CHK.: Checker | 11 |
| SCALE: 1/8" = 1'-0" | |
| DWG No: | A-226.02 |
| DOB PAGE No: | 161 of 454 |

DOB EMPLOYEE STAMP:

DOB B-SCAN:

36" x 48" Arch E SHEET SIZE
FILE NAME:
PLOT DATE: 10/17/2016 7:09:56 PM

DEPT OF BLDGS 421208305 Job Number
E399623119 Scan Code

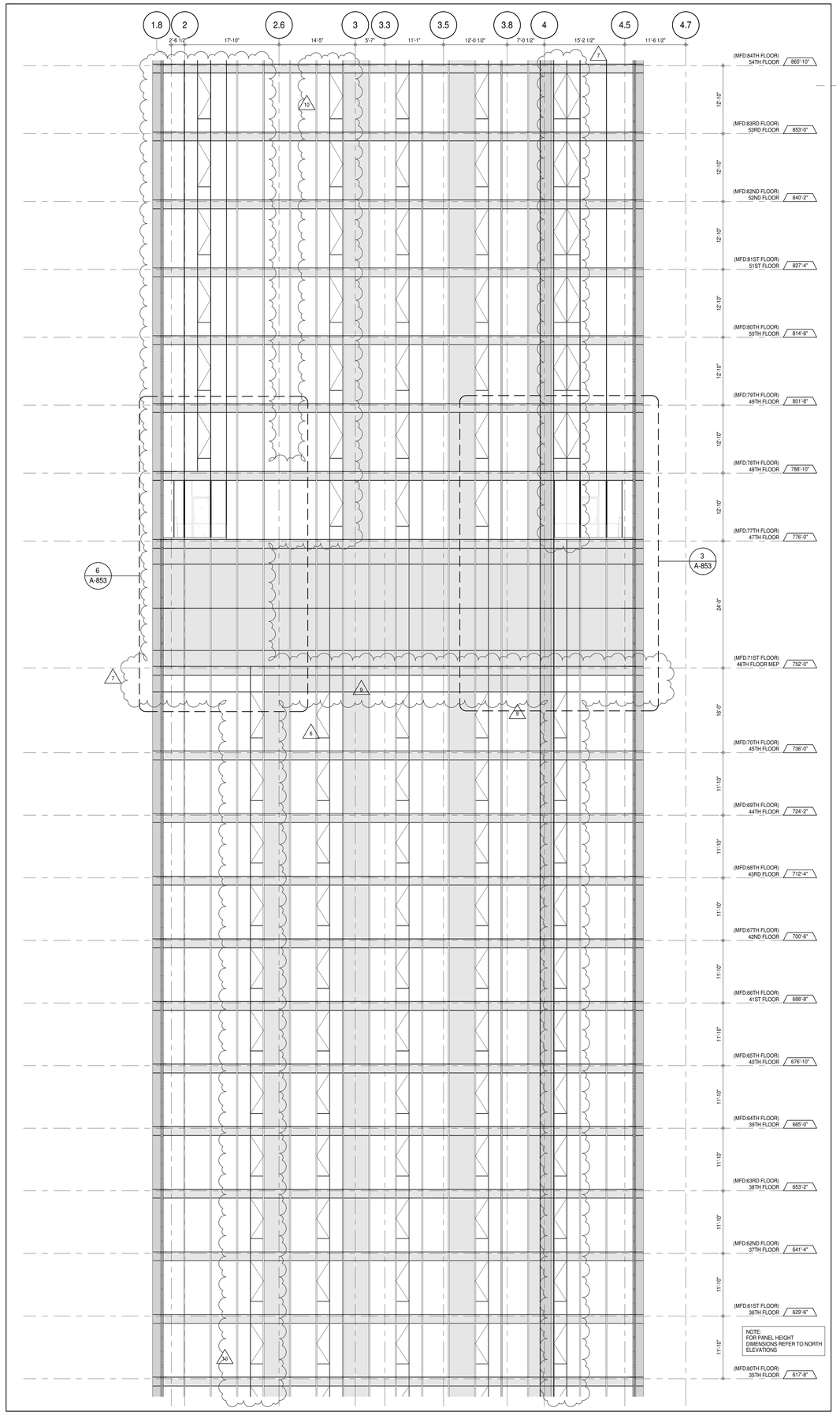


PARTIAL ELEVATION - WEST 2
A-202
1/8" = 1'-0"

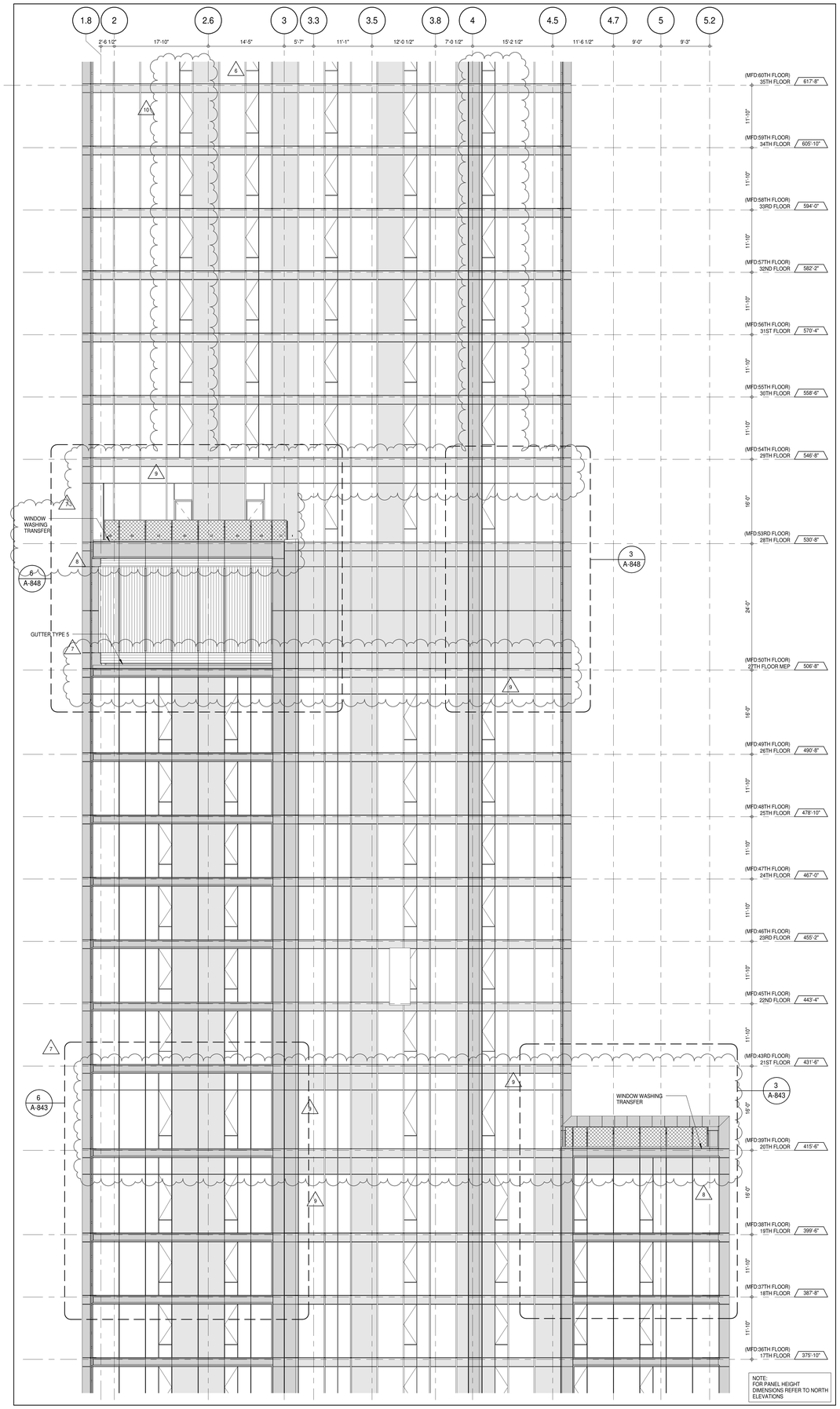


PARTIAL ELEVATION - WEST 1
A-202
1/8" = 1'-0"



KEY PLAN:

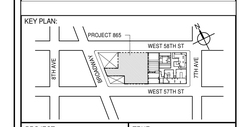


PROJECT NORTH

TRUE NORTH

DEVELOPER:
**EXTELL DEVELOPMENT COMPANY**
805 THIRD AVENUE, 7TH FLOOR
New York, NY 10022 USA
TEL: 212 712 6000 FAX: 212 712 6100

DESIGN ARCHITECT: Base Building Shell & Core
**ADRIAN SMITH + GORDON GILL ARCHITECTURE**
111 WEST MONROE STREET SUITE 2300
CHICAGO IL 60603
TEL: 312 920 1888 FAX: 312 920 1775

INTERIOR DESIGNER: Residential
**Rottet Architecture and Design Studio, PLLC**
298 Fifth Ave, 7th Floor
New York, NY 10001
TEL: 646 998 7000 FAX:

ARCHITECT OF RECORD: Base Building Shell, Core, & Residential
**AAI ARCHITECTS, P.C.**
401 Wellington St. W., 3rd Floor
Toronto, ON M5V 1E7 Canada
TEL: 416 967 1500 FAX: 416 967 7150

STRUCTURAL ENGINEERS:
**WSP CANTOR SEINUK**
228 EAST 45th Street
New York, NY 10017 USA
TEL: 212 687 9888 FAX: 646 487 5501

MEP ENGINEERS:
**AKF GROUP**
165 Broadway, 22nd Floor
New York, NY 10006 USA
TEL: 212 354 5656 FAX: 212 354 5668

GEOTECHNICAL ENGINEERS:
**Langan Engineering & Environmental Services**
21 Penn Plaza - 360 West 31st Street, 8th Floor
New York, NY 10001-2727
TEL: 212 479 5400 FAX: 212 479 5444

CODE CONSULTANTS:
**Construction Consulting Associates**
100 Church Street
New York, NY 10007
TEL: 212 385 1818 FAX: 212 385 1911

CURTAINWALL CONSULTANT:
**AJLP Consulting**
40 Worth Street. Suite 826
New York, NY 10013
TEL: 212 757 5659 FAX: 646 219 8508

LANDMARK/PRESERVATION CONSULTANT:
**Jan Hird Pokorny Associates, Inc.**
39 West 37th Street, 12A
New York, NY 10018
TEL: 212 759 6462 FAX: 212 759 6540

| No. | DESCRIPTION | DATE |
|---|---|---|
| 1 | CD PROGRESS ISSUE 1 | 15 OCT 14 |
| 2 | CD PROGRESS ISSUE 2 | 19 DEC 14 |
| 3 | D.O.B. SUBMISSION | 18 FEB 15 |
| 4 | CD PROGRESS ISSUE 3 | 09 MAR 15 |
| | D.O.B. SUBMISSION | 27 APR 15 |
| 5 | CD PROGRESS ISSUE 4 | 01 JUN 15 |
| 6 | CD PROGRESS ISSUE 5 | 10 AUG 15 |
| | D.O.B. AMENDMENT 2 | 21 SEP 15 |
| 7 | CD PROGRESS ISSUE 6 | 02 NOV 15 |
| 8 | CD PROGRESS ISSUE 7 | 29 JAN 16 |
| 9 | CD ISSUE 8 - GMP SET | 31 MAR 16 |
| 10 | CD BULLETIN ISSUE - 5 | 12 AUG 16 |
| | D.O.B. AMENDMENT 3 | 03 OCT 16 |

0 4' - 0" 8' - 0" 16' - 0"

**D.O.B. SUBMISSION**

Discrepancies must be reported immediately to the Architect before proceeding. Only figured dimensions are to be used. Contractors must check all dimensions on site. This drawing is protected by copyright.

ALL DIMENSIONS ARE SHOWN IN IMPERIAL.

CONSULTANT:
AAI ARCHITECTS, P.C.

PROJECT:
**217 WEST 57TH STREET**
NEW YORK, NY

DRAWING TITLE:
PARTIAL ELEVATION - WEST

SEAL & SIGNATURE:
REGISTERED ARCHITECT WILLIAM DAVID JAMES No. 028881 STATE OF NEW YORK

| | |
|---|---|
| DATE: | 15 OCT 14 |
| PROJECT No: | 1216-00 |
| DRAWN: Author | REV: 10 |
| CHK: Checker | |
| SCALE: 1/8" = 1'-0" | |
| DWG No: | A-227.02 |
| DOB PAGE No: | 162 of 454 |

DOB EMPLOYEE STAMP:
DOB B-SCAN:

36" x 48" Arch E SHEET SIZE
FILE NAME:
PLOT DATE: 10/17/2016 7:10:49 PM

DEPT OF BLDGS 121253505 Job Number
E350505949R9 Scan Code




**PARTIAL ELEVATION - WEST** 2
A-202
1/8" = 1'-0"




**PARTIAL ELEVATION - WEST** 1
A-202
1/8" = 1'-0"

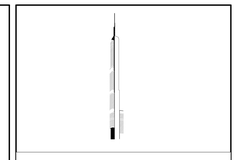

KEY PLAN:

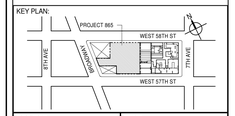


PROJECT NORTH

TRUE NORTH

DEVELOPER:
***EXTELL DEVELOPMENT COMPANY***
805 THIRD AVENUE, 7TH FLOOR
New York, NY 10022 USA
TEL: 212 712 6000 FAX: 212 712 6100

DESIGN ARCHITECT: Base Building Shell & Core
***ADRIAN SMITH + GORDON GILL ARCHITECTURE***
111 WEST MONROE STREET SUITE 2300
CHICAGO IL 60603
TEL: 312 920 1888 FAX: 312 920 1775

INTERIOR DESIGNER: Residential
***Rottet Architecture and Design Studio, PLLC***
298 Fifth Ave, 7th Floor
New York, NY 10001
TEL: 646 998 7000 FAX:

ARCHITECT OF RECORD: Base Building Shell, Core, & Residential
***AAI ARCHITECTS, P.C.***
401 Wellington St. W., 3rd Floor
Toronto, ON M5V 1E7 Canada
TEL: 416 967 1500 FAX: 416 967 7150

STRUCTURAL ENGINEERS:
***WSP CANTOR SEINUK***
228 EAST 45th Street
New York, NY 10017 USA
TEL: 212 687 9888 FAX: 646 487 5501

MEP ENGINEERS:
***AKF GROUP***
165 Broadway, 22nd Floor
New York, NY 10006 USA
TEL: 212 354 5656 FAX: 212 354 5668

GEOTECHNICAL ENGINEERS:
***Langan Engineering & Environmental Services***
21 Penn Plaza - 360 West 31st Street, 8th Floor
New York, NY 10001-2727
TEL: 212 479 5400 FAX: 212 479 5444

CODE CONSULTANTS:
***Construction Consulting Associates***
100 Church Street
New York, NY 10007
TEL: 212 385 1818 FAX: 212 385 1911

CURTAINWALL CONSULTANT:
***AJLP Consulting***
40 Worth Street. Suite 826
New York, NY 10013
TEL: 212 757 5659 FAX: 646 219 8508

LANDMARK/PRESERVATION CONSULTANT:
***Jan Hird Pokorny Associates, Inc.***
39 West 37th Street, 12A
New York, NY 10018
TEL: 212 759 6462 FAX: 212 759 6540

| No. | DESCRIPTION | DATE |
|---|---|---|
| 1 | CD PROGRESS ISSUE 1 | 15 OCT 14 |
| 2 | CD PROGRESS ISSUE 2 | 19 DEC 14 |
| 3 | D.O.B. SUBMISSION | 18 FEB 15 |
| 4 | CD PROGRESS ISSUE 3 | 09 MAR 15 |
| | D.O.B. SUBMISSION | 27 APR 15 |
| 5 | CD PROGRESS ISSUE 4 | 01 JUN 15 |
| 6 | CD PROGRESS ISSUE 5 | 10 AUG 15 |
| | D.O.B. AMENDMENT 2 | 21 SEP 15 |
| 7 | CD PROGRESS ISSUE 6 | 02 NOV 15 |
| 8 | CD PROGRESS ISSUE 7 | 29 JAN 16 |
| 9 | CD ISSUE 8 - GMP SET | 31 MAR 16 |
| 10 | CD BULLETIN ISSUE - 5 | 12 AUG 16 |
| | D.O.B. AMENDMENT 3 | 03 OCT 16 |

0 4' - 0" 8' - 0" 16' - 0"

**D.O.B. SUBMISSION**

Discrepancies must be reported immediately to the Architect before proceeding. Only figured dimensions are to be used. Contractors must check all dimensions on site. This drawing is protected by copyright.

ALL DIMENSIONS ARE SHOWN IN IMPERIAL.

CONSULTANT:

AAI ARCHITECTS, P.C.

PROJECT:

**217 WEST 57TH STREET**
NEW YORK, NY

DRAWING TITLE:

PARTIAL ELEVATION - WEST

SEAL & SIGNATURE:

REGISTERED ARCHITECT
ADRIAN DAVID SMITH
028881
STATE OF NEW YORK

| | |
|---|---|
| DATE: | 15 OCT 14 |
| PROJECT No: | 1216-00 |
| DRAWN: Author | REV: |
| CHK: Checker | 10 |
| SCALE: 1/8" = 1'-0" | |
| DWG No: | A-228.02 |
| DOB PAGE No: | 163 of 454 |

DOB EMPLOYEE STAMP:

DOB B-SCAN:

36" x 48" Arch E SHEET SIZE
FILE NAME:
PLOT DATE: 10/17/2016 7:11:18 PM

DEPT OF BLDGS 121236325 Job Number
E340661290262 Scan Code




## PARTIAL ELEVATION - WEST (1)

A-202
1/8" = 1'-0"



KEY PLAN:

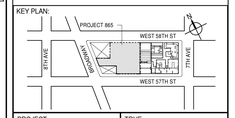


PROJECT NORTH

TRUE NORTH

DEVELOPER:
***EXTELL DEVELOPMENT COMPANY***
805 THIRD AVENUE, 7TH FLOOR
New York, NY 10022 USA
TEL: 212 712 6000 FAX: 212 712 6100

DESIGN ARCHITECT: Base Building Shell & Core
***ADRIAN SMITH + GORDON GILL ARCHITECTURE***
111 WEST MONROE STREET SUITE 2300
CHICAGO IL 60603
TEL: 312 920 1888 FAX: 312 920 1775

INTERIOR DESIGNER: Residential
***Rottet Architecture and Design Studio, PLLC***
298 Fifth Ave, 7th Floor
New York, NY 10001
TEL: 646 998 7000 FAX:

ARCHITECT OF RECORD: Base Building Shell, Core, & Residential
***AAI ARCHITECTS, P.C.***
401 Wellington St. W., 3rd Floor
Toronto, ON M5V 1E7 Canada
TEL: 416 967 1500 FAX: 416 967 7150

STRUCTURAL ENGINEERS:
***WSP CANTOR SEINUK***
228 EAST 45th Street
New York, NY 10017 USA
TEL: 212 687 9888 FAX: 646 487 5501

MEP ENGINEERS:
***AKF GROUP***
165 Broadway, 22nd Floor
New York, NY 10006 USA
TEL: 212 354 5656 FAX: 212 354 5668

GEOTECHNICAL ENGINEERS:
***Langan Engineering & Environmental Services***
21 Penn Plaza - 360 West 31st Street, 8th Floor
New York, NY 10001-2727
TEL: 212 479 5400 FAX: 212 479 5444

CODE CONSULTANTS:
***Construction Consulting Associates***
100 Church Street
New York, NY 10007
TEL: 212 385 1818 FAX: 212 385 1911

CURTAINWALL CONSULTANT:
***AJLP Consulting***
40 Worth Street. Suite 826
New York, NY 10013
TEL: 212 757 5659 FAX: 646 219 8508

LANDMARK/PRESERVATION CONSULTANT:
***Jan Hird Pokorny Associates, Inc.***
39 West 37th Street, 12A
New York, NY 10018
TEL: 212 759 6462 FAX: 212 759 6540

| No. | DESCRIPTION | DATE |
|---|---|---|
| 1 | CD PROGRESS ISSUE 1 | 15 OCT 14 |
| 2 | CD PROGRESS ISSUE 2 | 19 DEC 14 |
| 3 | D.O.B. SUBMISSION | 18 FEB 15 |
| 4 | CD PROGRESS ISSUE 3 | 09 MAR 15 |
| | D.O.B. SUBMISSION | 27 APR 15 |
| 5 | CD PROGRESS ISSUE 4 | 01 JUN 15 |
| 6 | CD PROGRESS ISSUE 5 | 10 AUG 15 |
| | D.O.B. AMENDMENT 2 | 21 SEP 15 |
| 7 | CD PROGRESS ISSUE 6 | 02 NOV 15 |
| 8 | CD PROGRESS ISSUE 7 | 29 JAN 16 |
| 9 | CD ISSUE 8 - GMP SET | 31 MAR 16 |
| 10 | CD BULLETIN ISSUE - 5 | 12 AUG 16 |
| 11 | CD BULLETIN ISSUE - 7 | 14 SEP 16 |
| | D.O.B. AMENDMENT 3 | 03 OCT 16 |

0 4' - 0" 8' - 0" 16' - 0"

**D.O.B. SUBMISSION**

Discrepancies must be reported immediately to the Architect before proceeding. Only figured dimensions are to be used. Contractors must check all dimensions on site. This drawing is protected by copyright.

ALL DIMENSIONS ARE SHOWN IN IMPERIAL.

CONSULTANT:

AAI ARCHITECTS, P.C.

PROJECT:

**217 WEST 57TH STREET**
NEW YORK, NY

DRAWING TITLE:

PARTIAL ELEVATION - WEST

SEAL & SIGNATURE:

REGISTERED ARCHITECT RENE DAVID JAUREGI 028881 STATE OF NEW YORK

| | |
|---|---|
| DATE: | 15 OCT 14 |
| PROJECT No: | 1216-00 |
| DRAWN: Author | REV: 11 |
| CHK: Checker | |
| SCALE: 1/8" = 1'-0" | |
| DWG No: | A-229.02 |
| DOB PAGE No: | 164 of 454 |

DOB EMPLOYEE STAMP:

DOB B-SCAN:

36" x 48" Arch E SHEET SIZE
FILE NAME:
PLOT DATE: 10/17/2016 7:11:08 PM

DEPT OF BLDGS 421208305 Job Number
E309750221F5 Scan Code

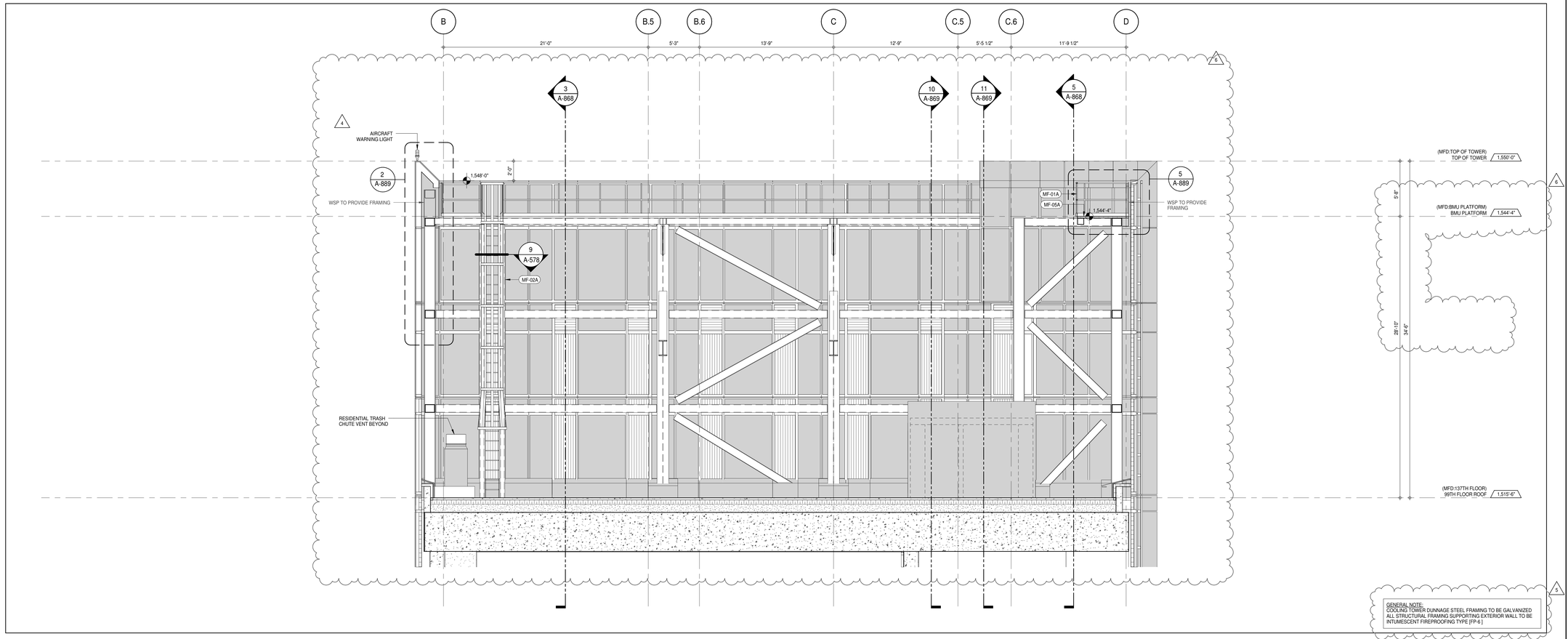


GENERAL NOTE:
COOLING TOWER DUNNAGE STEEL FRAMING TO BE GALVANIZED
ALL STRUCTURAL FRAMING SUPPORTING EXTERIOR WALL TO BE INTUMESCENT FIREPROOFING TYPE [FP-6 ]

## INNER PARAPET ELEVATION - SOUTH FACADE

A-169 2
1/4" = 1'-0"

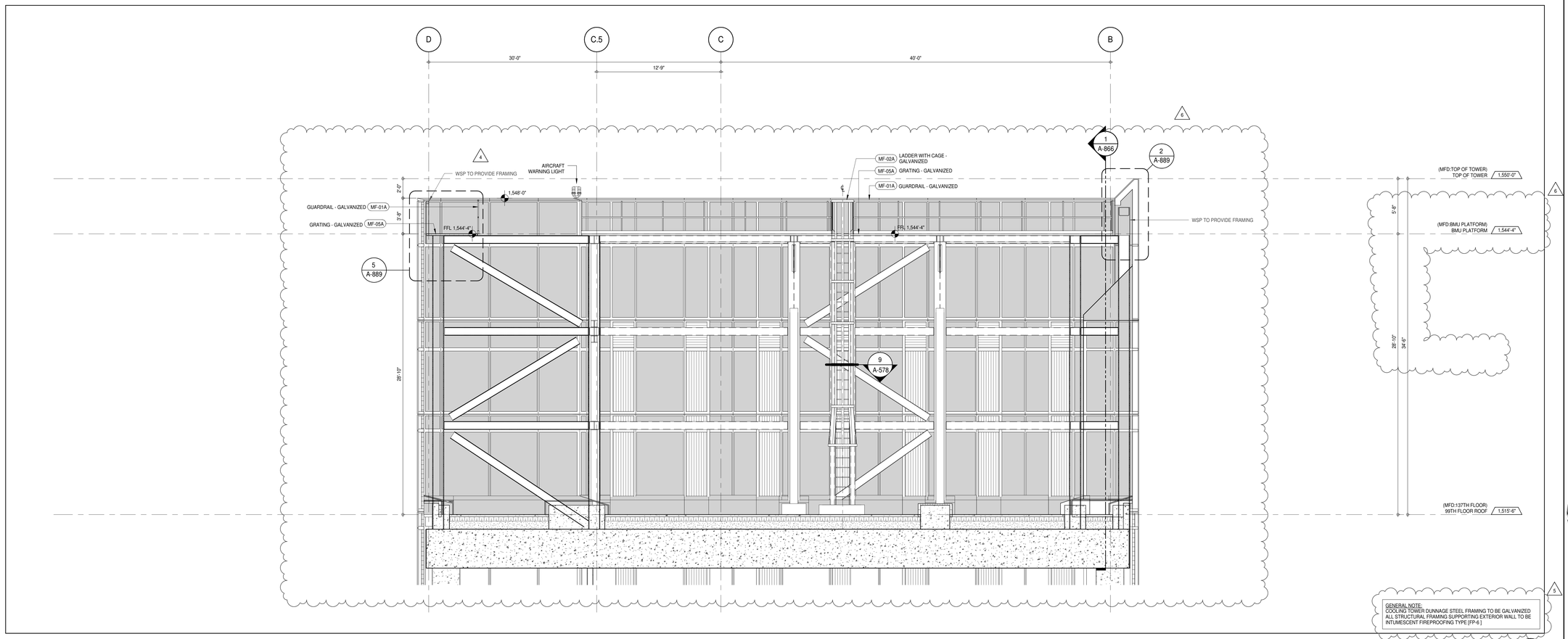


GENERAL NOTE:
COOLING TOWER DUNNAGE STEEL FRAMING TO BE GALVANIZED
ALL STRUCTURAL FRAMING SUPPORTING EXTERIOR WALL TO BE INTUMESCENT FIREPROOFING TYPE [FP-6 ]

## INNER PARAPET ELEVATION - NORTH FACADE

A-169 1
1/4" = 1'-0"

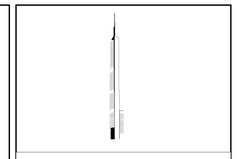

KEY PLAN:

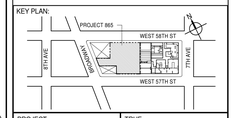


PROJECT NORTH

TRUE NORTH

DEVELOPER:
**EXTELL DEVELOPMENT COMPANY**
805 THIRD AVENUE, 7TH FLOOR
New York, NY 10022 USA
TEL: 212 712 6000 FAX: 212 712 6100

DESIGN ARCHITECT: Base Building Shell & Core
**ADRIAN SMITH + GORDON GILL ARCHITECTURE**
111 WEST MONROE STREET SUITE 2300
CHICAGO IL 60603
TEL: 312 920 1888 FAX: 312 920 1775

INTERIOR DESIGNER: Residential
**Rottet Architecture and Design Studio, PLLC**
298 Fifth Ave, 7th Floor
New York, NY 10001
TEL: 646 998 7000 FAX:

ARCHITECT OF RECORD: Base Building Shell, Core, & Residential
**AAI ARCHITECTS, P.C.**
401 Wellington St. W., 3rd Floor
Toronto, ON M5V 1E7 Canada
TEL: 416 967 1500 FAX: 416 967 7150

STRUCTURAL ENGINEERS:
**WSP CANTOR SEINUK**
228 EAST 45th Street
New York, NY 10017 USA
TEL: 212 687 9888 FAX: 646 487 5501

MEP ENGINEERS:
**AKF GROUP**
165 Broadway, 22nd Floor
New York, NY 10006 USA
TEL: 212 354 5656 FAX: 212 354 5668

GEOTECHNICAL ENGINEERS:
**Langan Engineering & Environmental Services**
21 Penn Plaza - 360 West 31st Street, 8th Floor
New York, NY 10001-2727
TEL: 212 479 5400 FAX: 212 479 5444

CODE CONSULTANTS:
**Construction Consulting Associates**
100 Church Street
New York, NY 10007
TEL: 212 385 1818 FAX: 212 385 1911

CURTAINWALL CONSULTANT:
**AJLP Consulting**
40 Worth Street. Suite 826
New York, NY 10013
TEL: 212 757 5659 FAX: 646 219 8508

LANDMARK/PRESERVATION CONSULTANT:
**Jan Hird Pokorny Associates, Inc.**
39 West 37th Street, 12A
New York, NY 10018
TEL: 212 759 6462 FAX: 212 759 6540

| No. | DESCRIPTION | DATE |
|---|---|---|
| 1 | D.O.B. SUBMISSION | 18 FEB 15 |
| 2 | CD PROGRESS ISSUE 3 | 09 MAR 15 |
| | D.O.B. SUBMISSION | 27 APR 15 |
| 3 | CD PROGRESS ISSUE 4 | 01 JUN 15 |
| 4 | CD ISSUE 8 - GMP SET | 31 MAR 16 |
| 5 | CD BULLETIN ISSUE - 2 | 11 MAY 16 |
| 6 | CD BULLETIN ISSUE - 5 | 12 AUG 16 |
| | D.O.B. AMENDMENT 3 | 03 OCT 16 |

**D.O.B. SUBMISSION**

Discrepancies must be reported immediately to the Architect before proceeding. Only figured dimensions are to be used. Contractors must check all dimensions on site. This drawing is protected by copyright.

ALL DIMENSIONS ARE SHOWN IN IMPERIAL.

CONSULTANT:
AAI ARCHITECTS, P.C.

PROJECT:
**217 WEST 57TH STREET**
NEW YORK, NY

DRAWING TITLE:
TOP OF HOUSE INNER PARAPET ELEVATIONS

SEAL & SIGNATURE:

| | |
|---|---|
| DATE: | |
| PROJECT No: | 1216-00 |
| DRAWN: Author | REV: |
| CHK: Checker | 6 |
| SCALE: 1/4" = 1'-0" | |
| DWG No: | A-230.01 |
| DOB PAGE No: | 165 of 454 |

DOB EMPLOYEE STAMP:

DOB B-SCAN:

36" x 48" Arch E SHEET SIZE
FILE NAME: 10-17-2016 6:27:47 PM
PLOT DATE

DEPT OF BLDGS 421258305 Job Number
E399622529 Scan Code

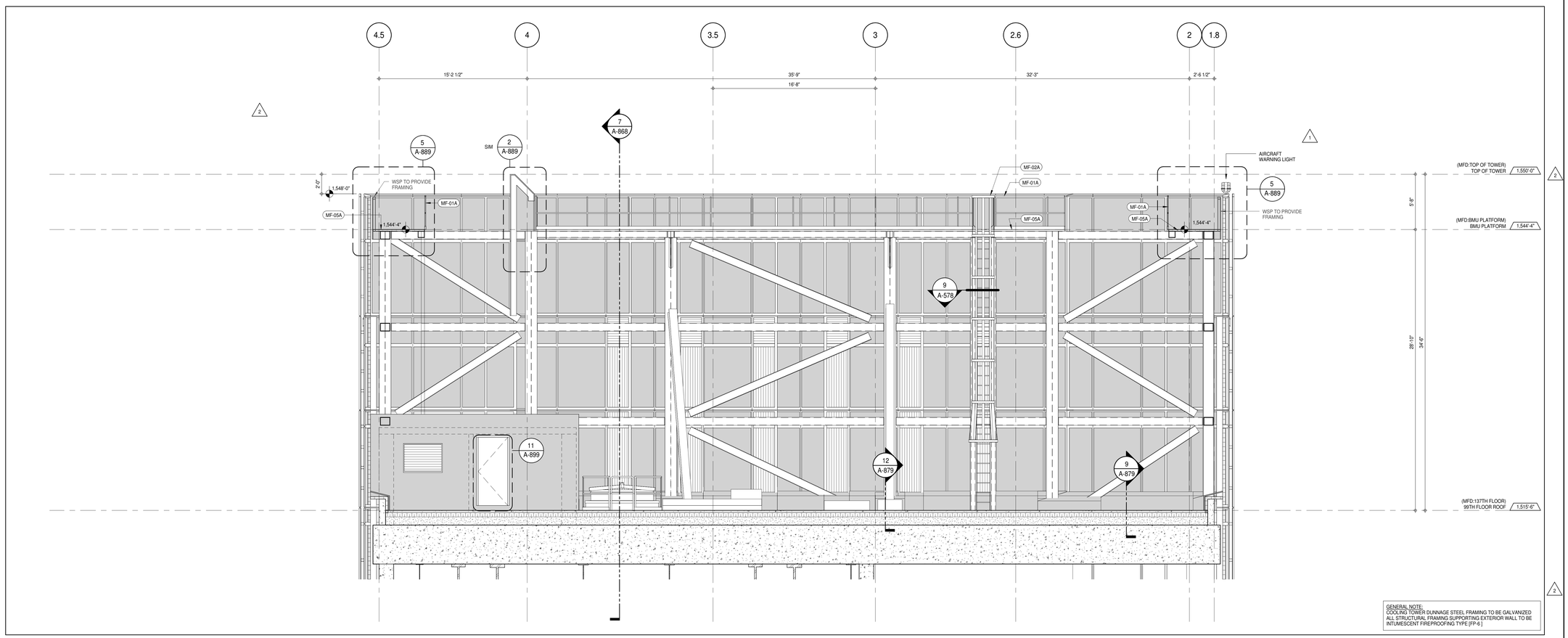


GENERAL NOTE:
COOLING TOWER DUNNAGE STEEL FRAMING TO BE GALVANIZED
ALL STRUCTURAL FRAMING SUPPORTING EXTERIOR WALL TO BE INTUMESCENT FIREPROOFING TYPE [FP-6 ]

## INNER PARAPET ELEVATION - WEST FACADE (2)

A-169
1/4" = 1'-0"

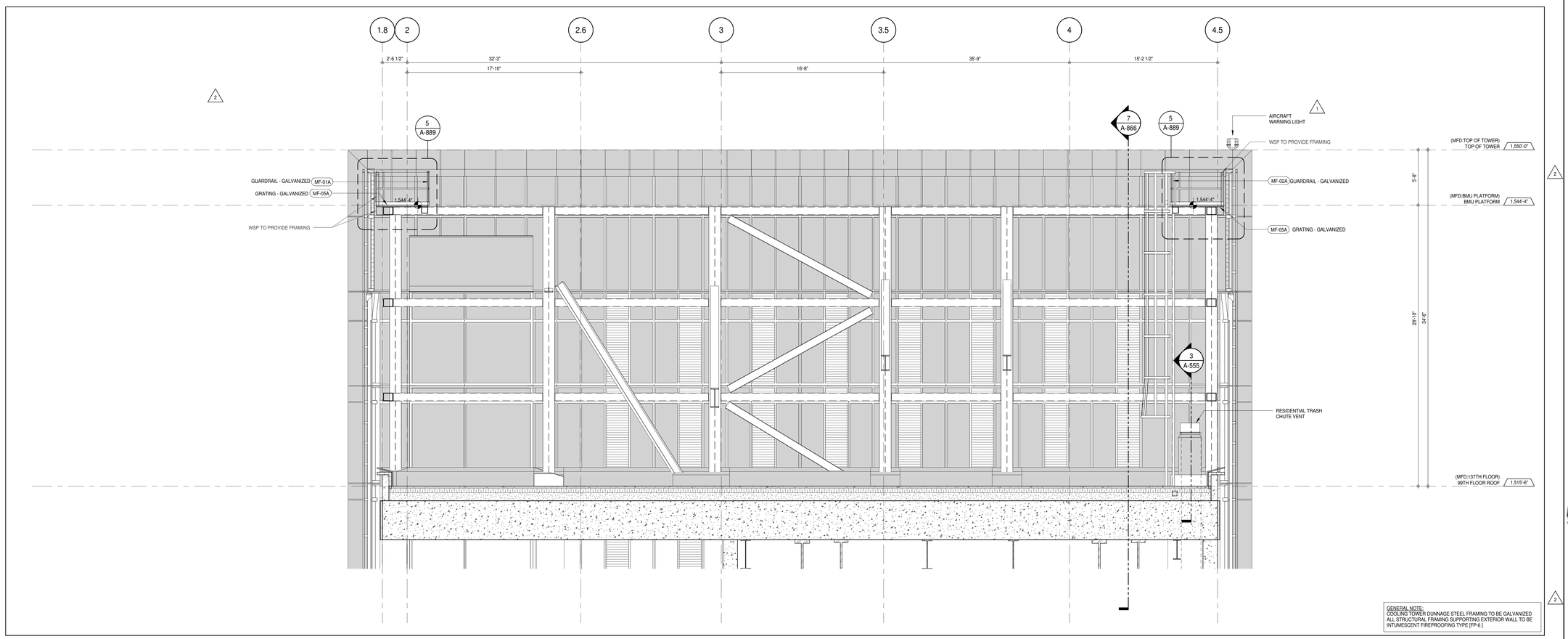


GENERAL NOTE:
COOLING TOWER DUNNAGE STEEL FRAMING TO BE GALVANIZED
ALL STRUCTURAL FRAMING SUPPORTING EXTERIOR WALL TO BE INTUMESCENT FIREPROOFING TYPE [FP-6 ]

## INNER PARAPET ELEVATION - EAST FACADE (1)

A-169
1/4" = 1'-0"

KEY PLAN:

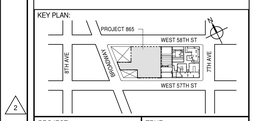


PROJECT NORTH

TRUE NORTH

DEVELOPER:
**EXTELL DEVELOPMENT COMPANY**
805 THIRD AVENUE, 7TH FLOOR
New York, NY 10022 USA
TEL: 212 712 6000 FAX: 212 712 6100

DESIGN ARCHITECT: Base Building Shell & Core
**ADRIAN SMITH + GORDON GILL ARCHITECTURE**
111 WEST MONROE STREET SUITE 2300
CHICAGO IL 60603
TEL: 312 920 1888 FAX: 312 920 1775

INTERIOR DESIGNER: Residential
**Rottet Architecture and Design Studio, PLLC**
298 Fifth Ave, 7th Floor
New York, NY 10001
TEL: 646 998 7000 FAX:

ARCHITECT OF RECORD: Base Building Shell, Core, & Residential
**AAI ARCHITECTS, P.C.**
401 Wellington St. W., 3rd Floor
Toronto, ON M5V 1E7 Canada
TEL: 416 967 1500 FAX: 416 967 7150

STRUCTURAL ENGINEERS:
**WSP CANTOR SEINUK**
228 EAST 45th Street
New York, NY 10017 USA
TEL: 212 687 9888 FAX: 646 487 5501

MEP ENGINEERS:
**AKF GROUP**
165 Broadway, 22nd Floor
New York, NY 10006 USA
TEL: 212 354 5656 FAX: 212 354 5668

GEOTECHNICAL ENGINEERS:
**Langan Engineering & Environmental Services**
21 Penn Plaza - 360 West 31st Street, 8th Floor
New York, NY 10001-2727
TEL: 212 479 5400 FAX: 212 479 5444

CODE CONSULTANTS:
**Construction Consulting Associates**
100 Church Street
New York, NY 10007
TEL: 212 385 1818 FAX: 212 385 1911

CURTAINWALL CONSULTANT:
**AJLP Consulting**
40 Worth Street. Suite 826
New York, NY 10013
TEL: 212 757 5659 FAX: 646 219 8508

LANDMARK/PRESERVATION CONSULTANT:
**Jan Hird Pokorny Associates, Inc.**
39 West 37th Street, 12A
New York, NY 10018
TEL: 212 759 6462 FAX: 212 759 6540

| No. | DESCRIPTION | DATE |
|---|---|---|
| 1 | CD ISSUE 8 - GMP SET | 31 MAR 16 |
| 2 | CD BULLETIN ISSUE - 5 | 12 AUG 16 |
| | D.O.B. AMENDMENT 3 | 03 OCT 16 |

**D.O.B. SUBMISSION**

Discrepancies must be reported immediately to the Architect before proceeding. Only figured dimensions are to be used. Contractors must check all dimensions on site. This drawing is protected by copyright.

ALL DIMENSIONS ARE SHOWN IN IMPERIAL.

CONSULTANT:
AAI ARCHITECTS, P.C.

PROJECT:
**217 WEST 57TH STREET**
NEW YORK, NY

DRAWING TITLE:
TOP OF HOUSE INNER PARAPET ELEVATIONS

SEAL & SIGNATURE:
REGISTERED ARCHITECT
DAVID GARNER
026881
STATE OF NEW YORK

| | |
|---|---|
| DATE: | 02/17/16 |
| PROJECT No: | 1216-00 |
| DRAWN: Author | REV: |
| CHK: Checker | 2 |
| SCALE: 1/4" = 1'-0" | |
| DWG No: | A-231.00 |
| DOB PAGE No: | 166 of 454 |

DOB EMPLOYEE STAMP:

DOB B-SCAN:

36" x 48" Arch E SHEET SIZE
FILE NAME:
PLOT DATE: 10/17/2016 8:55:12 PM

DEPT OF BLDGS 421263625 Job Number
E3563339406 Scan Code

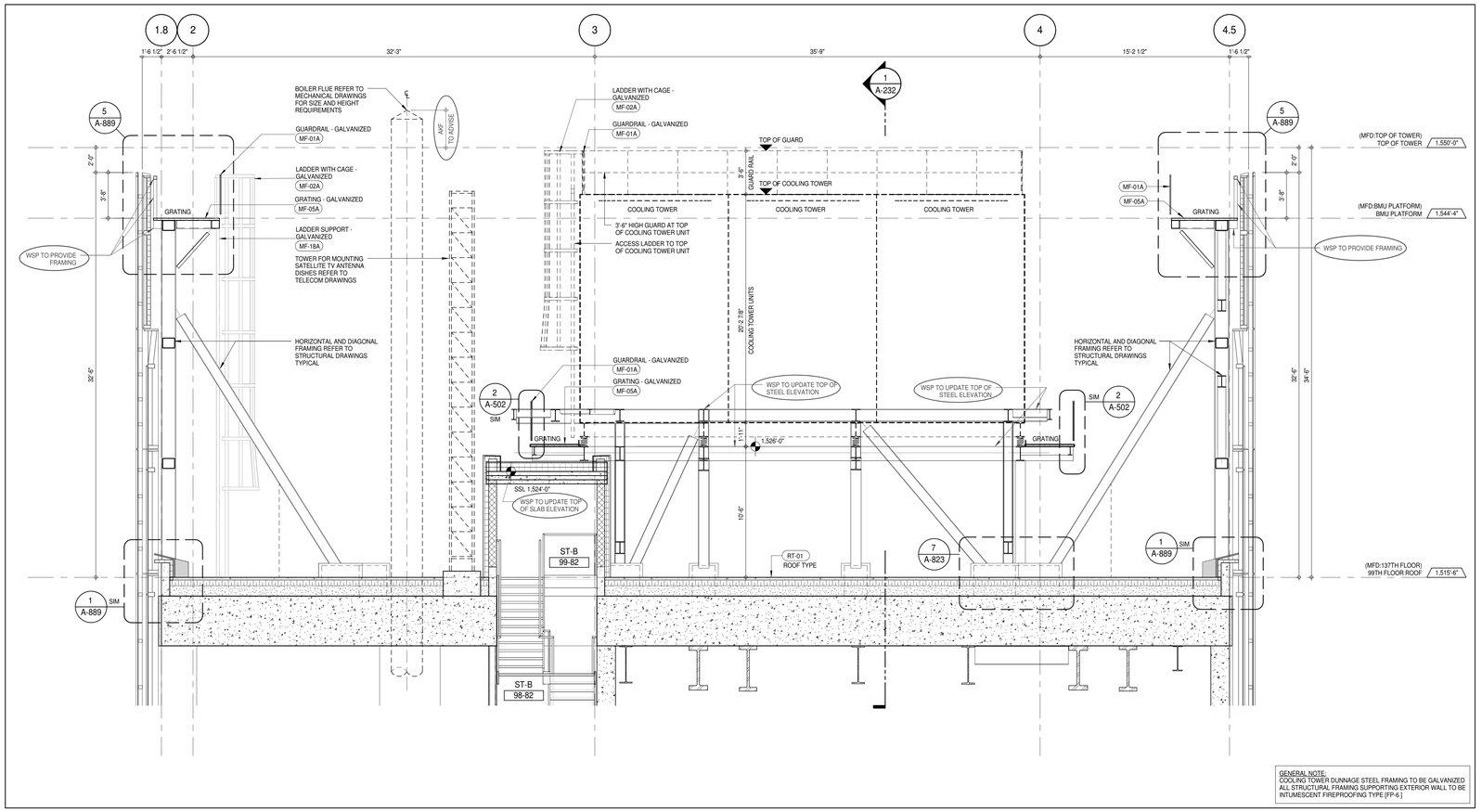


GENERAL NOTE:
COOLING TOWER DUNNAGE STEEL FRAMING TO BE GALVANIZED
ALL STRUCTURAL FRAMING SUPPORTING EXTERIOR WALL TO BE INTUMESCENT FIREPROOFING TYPE [FP-6 ]

## SECTION LOOKING EAST - COOLING TOWER

A-169
1/4" = 1'-0"
2

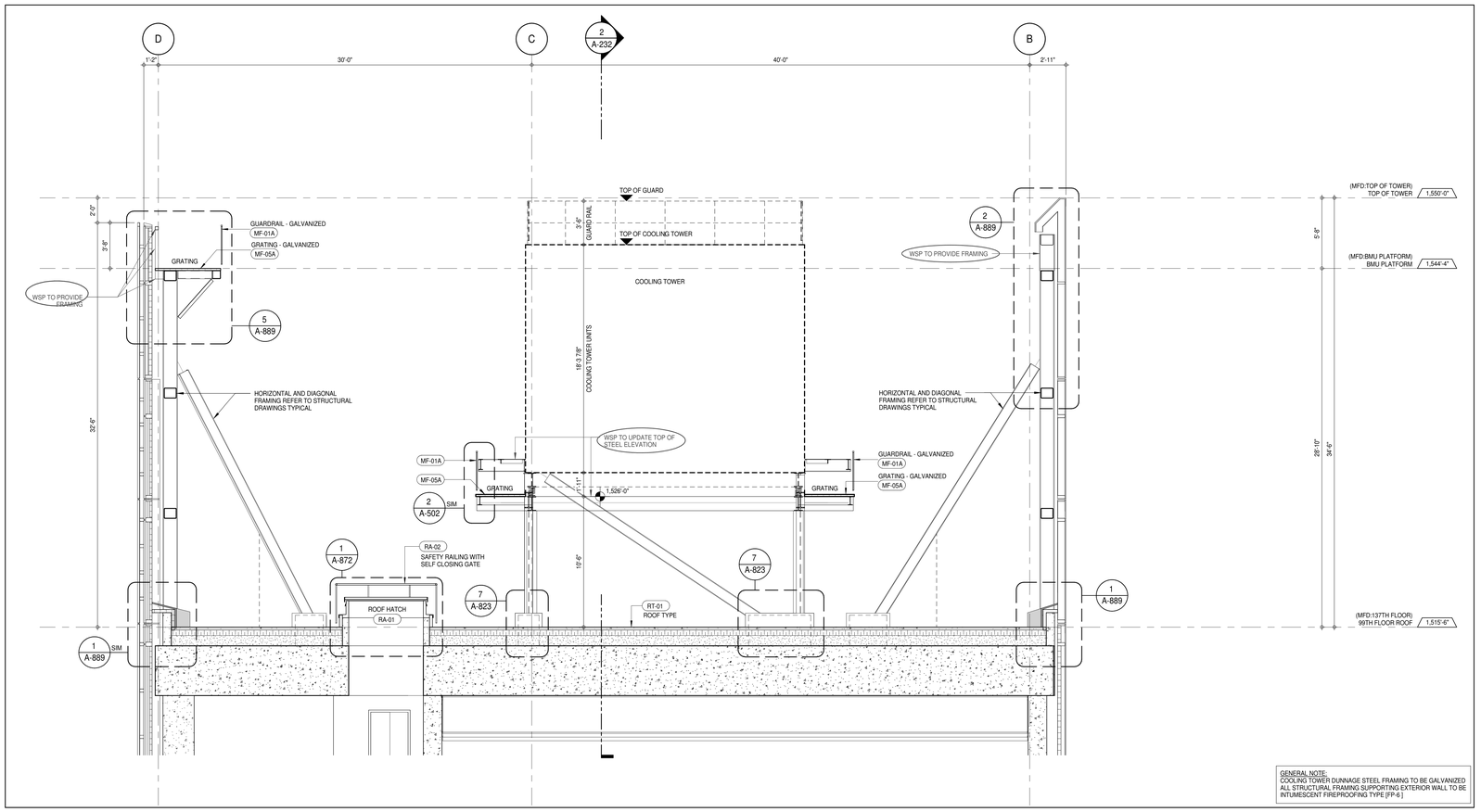


GENERAL NOTE:
COOLING TOWER DUNNAGE STEEL FRAMING TO BE GALVANIZED
ALL STRUCTURAL FRAMING SUPPORTING EXTERIOR WALL TO BE INTUMESCENT FIREPROOFING TYPE [FP-6 ]

## SECTION LOOKING NORTH - COOLING TOWER

A-169
1/4" = 1'-0"
1

KEY PLAN:

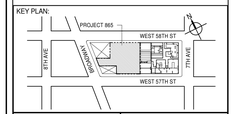


PROJECT NORTH

TRUE NORTH

DEVELOPER:
**EXTELL DEVELOPMENT COMPANY**
805 THIRD AVENUE, 7TH FLOOR
New York, NY 10022 USA
TEL: 212 712 6000 FAX: 212 712 6100

DESIGN ARCHITECT: Base Building Shell & Core
**ADRIAN SMITH + GORDON GILL ARCHITECTURE**
111 WEST MONROE STREET SUITE 2300
CHICAGO IL 60603
TEL: 312 920 1888 FAX: 312 920 1775

INTERIOR DESIGNER: Residential
**Rottet Architecture and Design Studio, PLLC**
298 Fifth Ave, 7th Floor
New York, NY 10001
TEL: 646 998 7000 FAX:

ARCHITECT OF RECORD: Base Building Shell, Core, & Residential
**AAI ARCHITECTS, P.C.**
401 Wellington St. W., 3rd Floor
Toronto, ON M5V 1E7 Canada
TEL: 416 967 1500 FAX: 416 967 7150

STRUCTURAL ENGINEERS:
**WSP CANTOR SEINUK**
228 EAST 45th Street
New York, NY 10017 USA
TEL: 212 687 9888 FAX: 646 487 5501

MEP ENGINEERS:
**AKF GROUP**
165 Broadway, 22nd Floor
New York, NY 10006 USA
TEL: 212 354 5656 FAX: 212 354 5668

GEOTECHNICAL ENGINEERS:
**Langan Engineering & Environmental Services**
21 Penn Plaza - 360 West 31st Street, 8th Floor
New York, NY 10001-2727
TEL: 212 479 5400 FAX: 212 479 5444

CODE CONSULTANTS:
**Construction Consulting Associates**
100 Church Street
New York, NY 10007
TEL: 212 385 1818 FAX: 212 385 1911

CURTAINWALL CONSULTANT:
**AJLP Consulting**
40 Worth Street. Suite 826
New York, NY 10013
TEL: 212 757 5659 FAX: 646 219 8508

LANDMARK/PRESERVATION CONSULTANT:
**Jan Hird Pokorny Associates, Inc.**
39 West 37th Street, 12A
New York, NY 10018
TEL: 212 759 6462 FAX: 212 759 6540

| No. | DESCRIPTION | DATE |
|---|---|---|
| 1 | CD BULLETIN ISSUE - 5 | 12 AUG 16 |
| | D.O.B. AMENDMENT 3 | 03 OCT 16 |

**D.O.B. SUBMISSION**

Discrepancies must be reported immediately to the Architect before proceeding. Only figured dimensions are to be used. Contractors must check all dimensions on site. This drawing is protected by copyright.

ALL DIMENSIONS ARE SHOWN IN IMPERIAL.

CONSULTANT:
AAI ARCHITECTS, P.C.

PROJECT:
**217 WEST 57TH STREET**
NEW YORK, NY

DRAWING TITLE:
TOP OF HOUSE SECTIONS

SEAL & SIGNATURE:
REGISTERED ARCHITECT DAVID GARNER No. 028881 STATE OF NEW YORK

| | |
|---|---|
| DATE: | 05/10/16 |
| PROJECT No: | 1216-00 |
| DRAWN: Author | REV: 1 |
| CHK: Checker | |
| SCALE: 1/4" = 1'-0" | |
| DWG No: | **A-232.00** |
| DOB PAGE No: | 167 of 454 |

DOB EMPLOYEE STAMP:
DOB B-SCAN:

36" x 48" Arch E SHEET SIZE
FILE NAME:
PLOT DATE: 10/17/2016 8:56:19 PM

36" x 48" Arch E -SHEET SIZE

# MECHANICAL SYMBOL LIST

## HVAC DUCTWORK SYMBOLS

| Symbol | Description |
|---|---|
| | SINGLE LINE DUCTWORK OR EQUIPMENT - NEW |
| | DUCTWORK WITH ACOUSTIC LINING |
| | DUCTWORK POSITIVE PRESSURE (SUPPLY AIR OR FAN DISCHARGE) |
| | DUCTWORK NEGATIVE PRESSURE (RETURN, EXHAUST OR OUTSIDE AIR) |
| V | VOLUME DAMPER |
| D F | FIRE DAMPER AND ACCESS DOOR |
| D BDD | BACKDRAFT DAMPER |
| M | AUTOMATIC DAMPER (ELECTRIC) |
| FSD M | COMBINATION SMOKE AND FIRE DAMPER (ELECTRIC) AND ACCESS DOOR |
| SD M | COMBINATION SMOKE DAMPER (ELECTRIC) AND ACCESS DOOR |
| R | RISE IN DUCTWORK (IN DIRECTION OF AIR FLOW) |
| D | DROP IN DUCTWORK (IN DIRECTION OF AIR FLOW) |
| ℄ | CENTERLINE |
| OR CFM | CUBIC FEET PER MINUTE |
| Ø | DIAMETER |
| | SQUARE FEET |
| | OVAL DUCTWORK |
| L 1.0 F.A. | LOUVER IN DOOR - MIN. 1.0 SF FREE AREA |
| UC | RISE IN DUCTWORK (IN DIRECTION OF AIR FLOW) |
| CD-D 400 | TYPE A CEILING DIFFUSER 400 CFM SUPPLY AIR |
| 12x12 CD 400 | RECTANGULAR CEILING DIFFUSER WITH 12"x12" NECK 400 CFM SUPPLY AIR |
| 10x8 CR(CG) 300 | 10" BY 8" CEILING REGISTER (CEILING GRILLE) 300 CFM RETURN AIR |
| CG-A 400 | TYPE A CEILING GRILLE 400 CFM EXHAUST AIR |
| CD-B 300 | TYPE B ROUND DIFFUSER 300 CFM SUPPLY AIR |
| | RECTANGULAR DIFFUSER WITH BLANKING PLATE |
| | ROUND DIFFUSER WITH BLANKING PLATE |
| 10x8 TR 150 | 10" BY 6" TOP REGISTER, 150 CFM SUPPLY AIR |
| 10x8 TR(TG) 150 | 10" BY 6" TOP REGISTER (TOP GRILLE) 150 CFM RETURN AIR |
| 10x8 BR(BG) 150 | 10" BY 6" BOTTOM REGISTER (BOTTOM GRILLE) 150 CFM RETURN AIR |
| | VANED ELBOW (SEE DETAIL) |
| | VANED ELBOW (SEE DETAIL) OR RADIUS ELBOW |
| | RADIUS ELBOW |
| | FLEXIBLE DUCT |
| | SLOTTED LINEAR DIFFUSER WITH PLENUM |
| | DUCT FLEXIBLE CONNECTION |
| | VERTICAL DUCT DROP (IN DIRECTION OF AIR FLOW) |
| | VERTICAL DUCT RISE (IN DIRECTION OF AIR FLOW) |
| VAV-A | VARIABLE AIR VOLUME BOX TYPE A |
| VAV-A | VARIABLE AIR VOLUME BOX, TYPE A, WITH REHEAT COIL |
| | AXIAL FLOW FAN |
| | CENTRIFUGAL FAN |
| T | THERMOSTAT |
| H | HUMIDISTAT |
| | HEAT DETECTOR |
| SD | SMOKE DETECTOR |
| H | HUMIDIFIER |
| OAS | OUTSIDE AIR SENSOR |

## HVAC EQUIPMENT DESIGNATIONS

XXX-XX-XX
- EQUIPMENT TAG NUMBER
- FLOOR DESIGNATION
- EQUIPMENT DESIGNATION

ACU-2-3
- UNIT NUMBER 3
- SECOND FLOOR
- AIR CONDITIONING UNIT

## HVAC PIPING SYMBOLS

| Symbol | Description |
|---|---|
| AFS | AIR FLOW SWITCH |
| DPT | DIFFERENTIAL PRESSURE TRANSMITTER |
| | NEW PIPE WITH DIRECTION OF FLOW |
| | HEAT TRACING ON PIPE |
| | FLEXIBLE HOSE |
| | PIPE DROP |
| | PIPE RISE |
| U | PITCH UP IN DIRECTION OF FLOW |
| D | PITCH DOWN IN DIRECTION OF FLOW |
| | UNION |
| | CONCENTRIC REDUCER |
| | ECCENTRIC REDUCER - FLAT BOTTOM |
| | ECCENTRIC REDUCER - FLAT TOP |
| | FLANGED CONNECTION |
| | FLANGED END - BLIND FLANGE |
| | DEAD END - SCREWED CAP |
| | DEAD END - WELDED CAP |
| | EXPANSION LOOP |
| | PIPE EXPANSION JOINT |
| | BALL JOINT |
| | PIPE ALIGNMENT GUIDE |
| | PIPE ANCHOR |
| | GATE VALVE |
| | GLOBE VALVE |
| | NEEDLE VALVE COCK |
| | DRAIN VALVE |
| | LOCK SHIELD VALVE |
| | CHECK VALVE, SWING OR LIFT |
| | SILENT CHECK (NON-SLAM) VALVE |
| | FLEXIBLE CONNECTOR |
| | BUTTERFLY VALVE |
| | BALL VALVE |
| | SQUARE HEAD COCK |
| | BALANCING VALVE |
| | PLUG VALVE (TYPE AS NOTED) |
| | AUTOMATIC CONTROL VALVE |
| | THREE-WAY AUTOMATIC CONTROL VALVE |
| | FLOW CONTROL VALVE |
| | QUICK CLOSING VALVE WITH FUSIBLE LINK |
| | QUICK OPENING VALVE |
| | DIAPHRAGM VALVE |
| | SOLENOID VALVE |
| M | ELECTRIC MOTORIZED VALVE OPERATOR |
| | "Y" TYPE STRAINER WITH BLOWOFF VALVE AND CAP |
| | SINGLE BASKET STRAINER |
| | DUPLEX BASKET STRAINER |
| | AUTOMATIC AIR VENT |
| | MANUAL AIR VENT |
| | VIBRATION ISOLATOR IN HANGER |
| | THERMOMETER WELL |
| | THERMOMETER AND WELL |
| | PRESSURE GAUGE WITH SYPHON |
| | PUMP |
| S | SEPARATOR |
| F | FILTER, IN-LINE |
| FM | FLOW METER |
| A | AQUASTAT |
| FS | FLOW SWITCH |
| TS | TEMPERATURE SWITCH |
| PS | PRESSURE SWITCH |
| | STOP CHECK VALVE |
| CWR | CONDENSER WATER RETURN |
| CWS | CONDENSER WATER SUPPLY |
| CHWR | CHILLED WATER RETURN |
| CHWS | CHILLED WATER SUPPLY |
| CW | CITY WATER |
| D | DRAIN |
| DW | DOMESTIC WATER |
| GCHWR | GLYCOL CHILLED WATER RETURN |
| GCHWS | GLYCOL CHILLED WATER SUPPLY |
| HCR | HOT/CHILLED WATER RETURN |
| HCS | HOT/CHILLED WATER SUPPLY |
| HWR | HOT WATER RETURN |
| HWS | HOT WATER SUPPLY |
| MU | MAKEUP WATER |
| PCWR | PRIMARY CONDENSER WATER RETURN |
| PCWS | PRIMARY CONDENSER WATER SUPPLY |
| PHWR | PRIMARY HOT WATER RETURN |
| PHWS | PRIMARY HOT WATER SUPPLY |
| RL | REFRIGERANT LIQUID LINE |
| RRV | REFRIGERANT RELIEF VENT |
| RS | REFRIGERANT SUCTION LINE |
| SCWR | SECONDARY CONDENSER WATER RETURN |
| SCWS | SECONDARY CONDENSER WATER SUPPLY |
| SHWR | SECONDARY HOT WATER RETURN |
| SHWS | SECONDARY HOT WATER SUPPLY |
| TCWR | TERTIARY CONDENSER WATER RETURN |
| TCWS | TERTIARY CONDENSER WATER SUPPLY |
| THWR | TERTIARY HOT WATER RETURN |
| THWS | TERTIARY HOT WATER SUPPLY |
| V | VENT OR ATMOSPHERIC RELIEF |

## HVAC GENERAL SYMBOLS

| Symbol | Description |
|---|---|
| | POINT OF CONNECTION |
| | POINT OF DISCONNECTION |
| DDCP | DIRECT DIGITAL CONTROL PANEL |
| TT 01 | TEMPERATURE TRANSMITTER (ELECTRONIC) TRANSMITTER NUMBER |
| PT 01 | PRESSURE TRANSMITTER (ELECTRONIC) TRANSMITTER NUMBER |
| HT 01 | HUMIDITY TRANSMITTER (ELECTRONIC) TRANSMITTER NUMBER |
| | NEW STEEL CUT |
| | EXISTING STEEL CUT |
| | SECTION DESIGNATION / SHEET No. WHERE SECTION IS SHOWN |
| | SECTION DESIGNATION / SHEET No. WHERE SECTION IS SHOWN |
| | DETAIL NUMBER / SHEET No. WHERE DETAIL IS SHOWN |
| | SECTION DESIGNATION / SHEET No. WHERE SECTION IS SHOWN / SHEET No. WHERE SECTION IS CUT |
| | DETAIL NUMBER / SHEET No. WHERE DETAIL IS SHOWN / SHEET No. WHERE DETAIL IS APPLIED |
| | RISER DESIGNATION / RISER NUMBER |

## HVAC CENTRAL PLANT SERVICES SYMBOLS

| Symbol | Description |
|---|---|
| | FLAME DETECTOR |
| | GAS DETECTOR |
| BG | BREAK CLASS SWITCH |
| CF | CHEMICAL FEED |
| COND | CONDENSATE |
| FLG | FUEL LEVEL GAUGE |
| FOF | FUEL OIL FILL |
| FOG | FUEL OIL GAUGE |
| FOR | FUEL OIL RETURN |
| FOS | FUEL OIL SUPPLY |
| FOV | FUEL OIL VENT |
| G | GAS SUPPLY |

# MECHANICAL ABBREVIATIONS

| | |
|---|---|
| A | AMPERES |
| AAV | AUTOMATIC AIR VENT |
| AC | AIR CONDITIONING |
| ACCU | AIR COOLED CONDENSING UNIT |
| ACS | AUTOMATIC CONTROL SYSTEM |
| ACU | AIR CONDITIONING UNIT |
| AD | ACCESS DOOR |
| AF | AFTER FILTER |
| AFDW | AIR FOIL DOUBLE WIDTH |
| AFF | ABOVE FINISHED FLOOR |
| AFMS | AIR FLOW MONITORING STATION |
| AFSW | AIR FOIL SINGLE WIDTH |
| AHU | AIR HANDLING UNIT |
| AL | ALUMINUM |
| AMCS | AUTOMATED MONITORING AND CONTROL SYSTEM |
| AP | ACCESS PANEL |
| BAD | BOTTOM ANGULAR DISCHARGE |
| BD | BLOW DOWN |
| BF | BOOSTER FAN |
| BFP | BOTTOM GRILLE |
| BG | BOILER FEED PUMP |
| BHD | BOTTOM HORIZONTAL DISCHARGE |
| BHP | BRAKE HORSEPOWER |
| BIDW | BACKWARD INCLINE DOUBLE WIDTH |
| BISW | BACKWARD INCLUDE SINGLE WIDTH |
| BMS | BUILDING MANAGEMENT SYSTEM |
| BR | BOTTOM REGISTER |
| BT | BOTTOM THROAT |
| BTU | BRITISH THERMAL UNIT |
| BTUH | BTU PER HOUR |
| C | CONVERTOR |
| CAC | CONTROL AIR COMPRESSOR |
| CC | COOLING COIL |
| CCP | CENTRAL CONTROL PANEL |
| CCW | COUNTER CLOCKWISE |
| CD | CEILING DIFFUSER |
| CFFC | CAP FOR FUTURE CONNECTION |
| CFM | CUBIC FEET PER MINUTE |
| CFP | CHEMICAL FEED PUMP |
| CG | CEILING GRILLE |
| CH | CHILLER |
| CHWP | CHILLED WATER PUMP |
| CLG | CEILING |
| COD | CLEAN-OUT DOOR |
| COMPR | COMPRESSOR |
| COND | CONDENSATE |
| COV | CHAIR OPERATED VALVE |
| CP | CONDENSATE PUMP |
| CPA | CONTROL POINT ADJUSTMENT |
| CPU | CONDENSATE PUMP UNIT |
| CR | CEILING REGISTER |
| CT | COOLING TOWER |
| CU FT | CUBIC FEET |
| CU IN | CUBIC INCHES |
| CUH | CABINET UNIT HEATER |
| CV | CONSTANT VOLUME |
| CW | CLOCKWISE |
| CWP | CONDENSER WATER PUMP |
| °C | DEGREES CENTIGRADE (CELSIUS) |
| D | DROP |
| DB | DRY BULB |
| DBD | DOWN BLAST DISCHARGE |
| DF | DUCT FURNACE UNIT |
| DFWP | DEARATOR FEED WATER PUMP |
| DG | DIESEL GENERATOR |
| DHW | DOMESTIC HOTER WATER |
| DMPR | DAMPER |
| DN | DOWN |
| DOP | DIESEL OIL PUMP |
| DWG | DRAWING |
| DX | DIRECT EXPANSION |
| ø,DIAM | DIAMETER |
| (E) | EXISTING TO REMAIN |
| (ER) | EXISTING TO BE REMOVED |
| (ERR) | EXISTING TO BE REMOVED & RELOCATED |
| EA | EACH |
| EAT | ENTERING AIR TEMPERATURE |
| EDB | ENTERING DRY BULB TEMPERATURE |
| EDH | ELECTRIC DUCT HEATER |
| EDR | EQUIVALENT DIRECT RADIATION |
| EF | EXHAUST FAN |
| EL | ELEVATION |
| ELEC | ELECTRIC |
| ELEV | ELEVATOR |
| EQ | EQUAL |
| ET | EXPANSION TANK |
| EUH | ELECTRIC UNIT HEATER |
| EWB | ENTERING WET BULB |
| EWT | ENTERING WET TEMPERATURE |
| EXH | EXHUAST |
| EXIST | EXISTING |
| EXP | EXPANSION |
| F | FILTER |
| F&T | FLOAT AND THERMOSTATIC |
| FA | FREE AREA (SQ.FT.) |
| FC | FLEXIBLE CONNECTION |
| FCDW | FORWARD CURVED DOUBLE WIDTH |
| FCSW | FORWARD CURVED SINGLE WIDTH |
| FCU | FAN COIL UNIT |
| FD | FIRE DAMPER |
| FF | FINAL FILTER |
| FG | FINISHED GRADE |
| FIN FL | FINISHED FLOOR |
| FLA | FULL LOAD AMPERES |
| FOP | FUEL OIL PUMP |
| FOT | FUEL COIL TANK |
| FPI | FINS PER INCH |
| FPM | FEET PER MINUTE |
| FPS | FEET PER SECOND |
| FR | FLOOR REGISTER |
| FT | FEET |
| FTR | FINNED TUBE RADIATION |
| FV | FACE VELOCITY |
| FX | FUME HOOD EXHAUST |
| °F | DEGREES FAHRENHEIT |
| G | GAUGE |
| GAL | GALLON |
| GPH | GALLONS PER HOUR |
| GPM | GALLONS PER MINUTE |
| GX | GENERAL EXHAUST |
| H | HUMIDIFIER |
| HALX | HALON EXHAUST |
| HC | HEATING COIL |
| HD | HEAD |
| HR | HOUR |
| HRC | HEAT RECOVERY COIL |
| HT | HEIGHT |
| HTWP | HIGH TEMPERATURE WATER PUMP |
| HV | HEATING AND VENTILATING |
| HWP | HOT WATER PUMP |
| HX | HEAT EXCHANGER |
| HZ | FREQUENCE |
| IN | INCH OR INCHES |
| IPS | IRON PIPE SIZE |
| KW | KILOWATT |
| KX | KITCHEN RANGE HOOD EXHAUST |
| L | LENGTH |
| LAT | LEAVING AIRE TEMPERATURE |
| LBS | POUNDS |
| LCP | LOCAL CONTROL PANEL |
| LD | LINEAR DIFFUSER |
| LDB | LEAVING DRY BULB TEMPERATURE |
| LF, LIN.FT. | LINEAR FEET |
| LR | LINEAR RETURN |
| LRA | LOCKED ROTOR AMPS |
| LV | LOW VELOCITY |
| LWB | LEAVING WET BULB TEMPERATURE |
| LWT | LEAVING WATER TEMPERATURE |
| MAV | MANUAL AIR VENT |
| MAX | MAXIMUM |
| MB | MIXING BOX |
| MBH | THOUSAND BTU PER HOUR |
| MCC | MOTOR CONTROL CENTER |
| MER | MECHANICAL EQUIPMENT ROOM |
| MHP | MOTOR HORSEPOWER |
| MIN | MINIMUM |
| MM | MILLIMETER |
| MOT | MOTOR |
| MOV | MOTOR OPERATED VALVE |
| MX | MECHANICAL ROOM EXHAUST |
| N.O. | NORMALLY OPEN |
| NC | NORMALLY CLOSED |
| NIC | NOT IN CONTRACT |
| NO. | NUMBER |
| NPSH | NET POSITIVE SUCTION HEAD |
| NTS | NOT TO SCALE |
| OA | OUTSIDE AIR |
| OAI | OUTSIDE AIR INTAKE |
| OD | OUTSIDE DIAMETER |
| OED | OPEN END DUCT |
| OV | OUTLET VELOCITY |
| P | PUMP |
| PCC | PRE-COOLING COIL |
| PD | PRESSURE DROP |
| PF | PRE-FILTER |
| PHC | PREHEAT COIL |
| PRV | PRESSURE REDUCING VALVE |
| PSI | POUNDS PER SQUARE INCH |
| PSIA | PSI ABSOLUTE |
| PSIG | PSI GAUGE |
| (RE) | RELOCATED EXISTING |
| (RRO) | EXISTING TO REMOVED AND RETURN TO OWNER |
| R | RISE |
| RA | RETURN AIR |
| RAD | RADIATION |
| RCC | RECOOLING COIL |
| REFR | REFRIGERANT |
| RF | RETURN FAN |
| RH | RELATIVE HUMIDITY |
| RHC | REHEAT COIL |
| RHWP | REHEAT WATER PUMP |
| RLA | RUNNING LOAD AMPS |
| RM | ROOM |
| ROT | ROTATION |
| RPM | REVOLUTIONS PER MINUTE |
| SA | SUPPLY AIR |
| SAU | SOUND ATTENUATION UNIT |
| SCHWP | SECONDARY CHILLED WATER PUMP |
| SD | SMOKE DETECTOR |
| SF | SUPPLY FAN |
| SHWP | SECONDARY HOT WATER PUMP |
| SLD | STRIPLINE DIFFUSER |
| SMK.CTL. | SMOKE CONTROL OPERATION |
| SP | STATIC PRESSURE |
| SPEC | SPECIFICATION |
| SQ.FT. | SQUARE FEET |
| SS | STAINLESS STEEL |
| SX | SMOKE EXHAUST |
| T | THROAT |
| TAD | TOP ANGULAR DISCHARGE |
| TDH | TOTAL DYNAMIC HEAD |
| TEMP | TEMPERATURE |
| TF | TERMINAL FILTER |
| TG | TOP GRILLE |
| THD | TOP HORIZONTAL DISCHARGE |
| TR | TOP REGISTER |
| TRD | TRANSFER DUCT |
| TRF | TRANSFER FAN |
| TRG | TRANSFER GRILLE |
| TS | TIP SPEED |
| TT | TOP THROAT |
| TV | TURNING VANES |
| TX | TOILET EXHAUST |
| TYP | TYPICAL |
| UBD | UPBLAST DISCHARGE |
| UH | UNIT HEATER |
| UON | UNLESS OTHERWISE NOTED |
| V | VOLTS |
| VA | VENTILATION AIR |
| VAC | VACUUM |
| VAV | VARIABLE AIR VOLUME UNIT |
| VF | VENTILATION FAN |
| VFD | VARIABLE FREQUENCY DRIVE |
| VIV | VARIABLE INLET VANES |
| VP | VACUUM PUMP |
| W | WIDTH |
| W/ | WITH |
| W/O | WITHOUT |
| WB | WET BULB |
| WC | WATER COLUMN |
| WG | WATER GAUGE |
| WMS | WIRE MESH SCREEN |
| WP | WORKING PRESSURE |
| WSP | WORKING STEAM PRESSURE |

# MECHANICAL GENERAL NOTES

1. GENERAL NOTES, SYMBOL LIST AND DETAILS ARE APPLICABLE TO ALL HVAC/MECHANICAL DRAWINGS.
2. DRAWINGS ARE DIAGRAMMATIC. DETERMINE LOCATIONS OF SYSTEMS AND COMPONENTS IN FIELD. RELOCATE EXISTING WORK THAT INTERFERES WITH WORK OF THIS CONTRACT.
3. COORDINATE THIS WORK WITH THAT OF OTHER TRADES.
4. DIMENSIONS SHOWN ON PLAN ARE HORIZONTAL. DIMENSIONS SHOWN IN ELEVATION ARE VERTICAL EXCEPT IN WAY OF STRUCTURAL STEEL, DIMENSIONS ARE MEASURED PERPENDICULAR TO FLANGE.
5. NEITHER ACCURACY NOR COMPLETION OF SERVICES AND UTILITY LOCATIONS SHOWN ON DRAWINGS IS GUARANTEED. DETERMINE EXACT LOCATIONS OF EXISTING SERVICES AND UTILITIES IN FIELD, WHETHER OR NOT SHOWN ON DRAWINGS. EXERCISE CAUTION AND IDENTIFY LOCATIONS OF UNMARKED UTILITY LINES AS NECESSARY TO PERFORM WORK OF THIS SECTION.
6. MANUFACTURERS MODEL NUMBERS ARE SPECIFIED SOLELY TO ESTABLISH STANDARDS OF QUALITY FOR PERFORMANCE AND MATERIALS.
7. PRODUCT INSTALLATION SHALL ADHERE TO MANUFACTURERS RECOMMENDATIONS.
8. PROVIDE ACCESS PANELS FOR EQUIPMENT THAT REQUIRES PERIODIC SERVICE.
9. PROVIDE HANGERS, INSERTS, ANCHORS, SUPPLEMENTAL STEEL & SUPPORTS AS REQUIRED TO SUPPORT DUCTWORK, PIPING AND EQUIPMENT FROM STRUCTURE.
10. SCHEDULE WORK OF THIS SECTION TO AVOID INTERFERING WITH EXISTING OPERATIONS IN THE FACILITY.
11. COORDINATE ROOF PENETRATIONS WITH WORK OF OTHER SECTIONS AND WITH FLASHING REQUIREMENTS. MECHANICAL CONTRACTOR TO NOTIFY OWNER PRIOR TO STARTING WORK TO VERIFY COMPLIANCE WITH BOND AND WARRANTY OF EXISTING ROOF.
12. RUN DUCTS AND PIPING CONCEALED, UNLESS OTHERWISE SPECIFIED AND CLEAR OF CEILING INSERTS.
13. INSTALL THERMOSTATS 4'-6" ABOVE FINISHED FLOOR OR AS DIRECTED OTHERWISE BY ARCHITECT.
14. STRUCTURAL WELDING SHALL BE CONTINUOUS 1/4" FILLET UNLESS REQUIRED OTHERWISE.

AIR SYSTEMS

15. AIR SYSTEMS REFER TO ARCHITECTURAL REFLECTED CEILING PLANS FOR EXACT LOCATIONS OF AIR DEVICES.
16. INTERNAL AIRFLOW DIMENSIONS ARE SHOWN FOR DUCTS. INCREASE DUCT SIZE AS NECESSARY TO MAINTAIN FREE FLOW AREA INDICATED.
17. USE FLAT TRANSVERSE SEAM FOR DUCTWORK WHERE SPACE AVAILABLE DICTATES.
18. DIFFUSER SIZES SHOWN ARE NECK SIZES. REGISTERS AND GRILLE SIZES ARE NOMINAL.
19. PROVIDE VOLUME DAMPERS OR OTHER APPROVED BALANCING DEVICES AT DUCT BRANCHES AND RUN OUTS, AND AT REGISTER GRILLE AND DIFFUSER NECKS IN SUPPLY, RETURN AND EXHAUST DUCTWORK WHETHER SHOWN OR NOT.
20. DUCTWORK DOWNSTREAM OF ALL VAV AND FAN POWERED VAV BOXES SHALL BE ACOUSTICALLY LINED WITH 1" ACOUSTICAL LINING FOR A MINIMUM OF 15 FEET.
21. PROVIDE 36" CLEARANCE IN FRONT OF ALL ELECTRIC CONTROL PANELS PER N.E.C. AND MFG. REQUIREMENTS.
22. PROVIDE DUCT TRANSITIONS FROM VAV BOX INLET/OUTLET DUCT WORK AT SIZES INDICATED TO VAV BOX INLET/OUTLET UNIT CONNECTIONS.
23. VAV DUCT INLET SIZE SHALL BE AS SCHEDULED OR AS INDICATED ON THE FLOOR PLANS. PROVIDE TRANSITION FROM DUCT SIZE INDICATED ON THE FLOOR PLANS TO SCHEDULED SIZE MINIMUM 2'-0" FROM VAV BOX INLETS.

PIPING SYSTEMS

24. PITCH PIPING 1" IN 20' IN DIRECTION OF FLOW.
25. PROVIDE TRAPS IN CONDENSATE LINES THAT EXTEND OVER 2".

# NYC BUILDING DEPARTMENT NOTES

2008 - NYC BUILDING CODE

ALL WORK SHALL COMPLY WITH THE APPLICABLE SECTIONS OF THE BUILDING CODE, CITY OF NEW YORK, EFFECTIVE JULY 1, 2008 AND ALL AMENDMENTS AND RULES AND REGULATIONS OF THE DEPARTMENT OF BUILDINGS TO DATE. INSPECTIONS AND SIGN-OFF OF COMPLETED WORK SHALL BE MADE AS PER ARTICLE 28-116 OF THE GENERAL ADMINISTRATIVE PROVISIONS.

1. THE FOLLOWING SPECIAL INSPECTIONS ARE REQUIRED BY THE NYC BUILDING CODE FOR HVAC SYSTEMS:
   A. SPECIAL CASES- BC 1704.13
   B. SMOKE CONTROL SYSTEMS- BC 1704.14
   C. MECHANICAL SYSTEMS-BC 1704.15
   D. FUEL OIL STORAGE AND PIPING SYSTEMS-BC 1704.16
   E. HEATING SYSTEMS- BC 1704.23
   F. CHIMNEYS- BC 1704.24
   G. MECHANICAL AND ELECTRICAL COMPONENTS-1707.7
   H. ENERGY CODE COMPLIANCE- BC 109.3.5
2. THE FOLLOWING PERIODIC SPECIAL INSPECTIONS ARE REQUIRED BY THE NYC BUILDING CODE FOR HVAC SYSTEMS:
   A. FIRE DAMPERS - BC 109.3.4
   B. ENERGY CODE COMPLIANCE- BC 109.3.5
   C. THROUGH-PENETRATION FIRESTOP SYSTEMS- BC 1704.25
3.. TESTS OF MECHANICAL SYSTEMS SHALL BE PERFORMED IN ACCORDANCE WITH SECTION MC 107 AND THE FOLLOWING SECTIONS OF THE NEW YORK CITY MECHANICAL CODE:
   A. SMOKE CONTROL SYSTEMS-MC 513.3
   B. VENTILATION SYSTEM BALANCING 403.3.4
   C. CHIMNEYS- MC 810
   D. BOILERS AND PRESSURE VESSELS-MC 1011
   E. REFRIGERATION SYSTEMSMC 1108
   F. HYDRONIC PIPING SYSTEMS-MC 1208
   G. FUEL STORAGE TANKS AND PIPING-MC 1308
4. THE CONTRACTOR SHALL ENGAGE THE SERVICES OF A PROFESSIONAL ENGINEER TO PROVIDE THE REQUIRED SPECIAL INSPECTIONS AND TESTS
   A. UPON COMPLETION OF THE VENTILATION SYSTEM:
      1) A TEST SHALL BE CONDUCTED IN THE PRESENCE OF AND UNDER THE DIRECTION OF A LICENSED PROFESSIONAL ENGINEER QUALIFIED TO CONDUCT SUCH TESTS. THE TESTS SHALL SHOW COMPLIANCE WITH THE CODE REQUIREMENTS FOR VENTILATION AND THE PROPER FUNCTIONING OF ALL SMOKE DETECTION, FIRE PROTECTION AND OPERATING DEVICES BEFORE THE SYSTEM IS APPROVED.
      2) THE LICENSED PROFESSIONAL ENGINEER WHO CONDUCTS THE TESTS SHALL FILE A CERTIFICATE AS TO WHETHER THE SYSTEM COMPLIES WITH THE APPLICABLE LAWS. THEY SHALL ALSO FILE WITH THIS CERTIFICATION A REPORT OF THE TEST. THE TEST AND REPORT SHALL BE MADE IN A MANNER SATISFACTORY TO THE OWNER.
5. THE FOLLOWING WORK ITEMS, COMPONENTS, MATERIALS, CAPACITIES, ETC. SHALL COMPLY WITH THE REFERENCED CODE OR STANDARD:
   A. STANDARDS OF HEATING - MC 309.1
   B. NOISE CONTROL -MC 926
   C. DUCT CONSTRUCTION, SUPPORT- MC 603
   D. AIR INTAKES, EXHAUSTS AND RELIEFS - MC 401.5
   E. AIR FILTERS-MC 605
   F. FIRE DAMPERS AND SMOKE DAMPERS AND SMOKE DETECTORS -MC 607
   G. MANUAL AND AUTOMATIC, FIRE AND SMOKE CONTROLS FOR AIR DISTRIBUTION SYSTEMS -MC 513
   H. BOILERS -MC 1004
   I. PIPING AND INSULATION -MC 1201
   J. GAS FIRED EQUIPMENT - FUEL GAS CODE
   K. FUEL OIL STORAGE EQUIPMENT-MC 1301
6. MINIMUM TEMPERATURE TO BE MAINTAINED IN OCCUPIED SPACES DURING HEATING SEASON: 68 DEG F
7. VENTILATION FOR ALL AREAS SHALL COMPLY WITH MC 401.
8. A STATEMENT SHALL BE FILED BY THE OWNER OR TENANT IN POSSESSION THAT THE VENTILATING SYSTEM WILL BE KEPT IN CONTINUOUS OPERATION AT ALL TIMES DURING THE NORMAL OCCUPANCY OF THE STRUCTURE AS REQUIRED BY CODE MC 403.3
9. ALL FIRE DAMPERS SHALL BE ACCEPTED FOR USE BY THE NEW YORK CITY DEPARTMENT OF BUILDINGS SHALL BE MANUFACTURED AND INSTALLED IN ACCORDANCE WITH UL 555, STANDARD FOR FIRE DAMPERS AND CEILING DAMPERS.
10. COMBINATION FIRE/SMOKE DAMPERS AND SMOKE DAMPERS SHALL BE ACCEPTED FOR USE BY THE NEW YORK CITY DEPARTMENT OF BUILDINGS SHALL BE MANUFACTURED AND INSTALLED IN ACCORDANCE WITH UL 555S.
11. SMOKE DETECTORS, COMBINATION FIRE/SMOKE DAMPERS AND SMOKE DAMPERS SHALL BE INSTALLED AS REQUIRED TO CLOSE DAMPERS AND AUTOMATICALLY STOP THE FAN-MC 606
12. REFER TO ARCHITECTURAL DRAWINGS FOR REQUIRED FIRE RATED WALL AND SMOKE WALL CONSTRUCTION AND LOCATION.
13. THESE PLANS ARE APPROVED ONLY FOR THE WORK INDICATED ON THE APPLICATION SPECIFICATION SHEET. ALL OTHER MATTERS SHOWN ARE NOT TO BE RELIED UPON OR TO BE CONSIDERED AS EITHER BEING APPROVED OR IN ACCORDANCE WITH APPLICABLE CODES.
14. TO THE BEST OF THE APPLICANT'S KNOWLEDGE, BELIEF AND PROFESSIONAL JUDGEMENT, THESE PLANS ARE IN COMPLIANCE WITH THE NEW YORK CITY ENERGY CONSERVATION CODE.
15. TESTS OF SOUND POWER LEVEL OF MECHANICAL EQUIPMENT SHALL BE CONDUCTED AND RESULTS SUBMITTED WHERE WINDOWS OF A DWELLING UNIT ARE WITHIN 100 FEET OF EQUIPMENT. THE SOUND PRESSURE LEVEL SHALL NOT EXCEED THE LEVELS GIVEN IN MC 926.

# MECHANICAL DRAWING LIST


| DRAWING No. | DRAWING TITLE |
|---|---|
| M-000 .00 | MECHANICAL COVER SHEET |
| M-100 .01 | MECHANICAL SUB CELLAR 3 PLAN - DUCTWORK (MFD-SUB CELLAR 3) |
| M-101 .01 | MECHANICAL SUB CELLAR 2 PLAN - DUCTWORK (MFD-SUB CELLAR 2) |
| M-102 .01 | MECHANICAL SUB CELLAR 1 PLAN - DUCTWORK (MFD-SUB CELLAR 1) |
| M-103 .01 | MECHANICAL CELLAR PLAN - DUCTWORK (MFD-CELLAR) |
| M-104 .01 | MECHANICAL GROUND FLOOR PLAN - DUCTWORK (MFD-GROUND FLOOR) |
| M-105 .01 | MECHANICAL GROUND FLOOR INTERMEDIATE PLAN - DUCTWORK (MFD-GROUND FLOOR INTERMEDIATE) |
| M-106 .01 | MECHANICAL 2nd FLOOR PLAN - DUCTWORK (MFD-2nd FLOOR) |
| M-107 .01 | MECHANICAL 3rd FLOOR PLAN - DUCTWORK (MFD-3rd FLOOR) |
| M-108 .01 | MECHANICAL 4th FLOOR PLAN - DUCTWORK (MFD-4th FLOOR) |
| M-109 .01 | MECHANICAL 5th FLOOR PLAN - DUCTWORK (MFD-5th FLOOR) |
| M-110 .01 | MECHANICAL 6th FLOOR PLAN - DUCTWORK (MFD-6th FLOOR) |
| M-111 .01 | MECHANICAL 7th FLOOR PLAN - DUCTWORK (MFD-7th FLOOR) |
| M-113 .01 | MECHANICAL 8th FLOOR PLAN - DUCTWORK (MFD-14th FLOOR) |
| M-114 .01 | MECHANICAL 9th FLOOR PLAN - DUCTWORK (MFD-15th FLOOR) |
| M-115 .01 | MECHANICAL 10th FLOOR PLAN - DUCTWORK (MFD-16th FLOOR) |
| M-116 .01 | MECHANICAL 10th FLOOR INTERMEDIATE 1 PLAN - DUCTWORK (MFD-17th FLOOR) |
| M-118 .01 | MECHANICAL 11th FLOOR BMU PLAN - DUCTWORK (MFD-19th FLOOR) |
| M-119 .01 | MECHANICAL 12th FLOOR PLAN - DUCTWORK (MFD-20th FLOOR) |
| M-120 .01 | MECHANICAL 13th FLOOR PLAN - DUCTWORK (MFD-32nd FLOOR) |
| M-121 .01 | MECHANICAL 14th FLOOR PLAN - DUCTWORK (TYPICAL 14th-18th FLOORS) (MFD-33rd-37th FLOOR) |
| M-126 .01 | MECHANICAL 19th FLOOR PLAN - DUCTWORK (MFD-38th FLOOR) |
| M-127 .01 | MECHANICAL 20th FLOOR PLAN - DUCTWORK (MFD-39th FLOOR) |
| M-128 .01 | MECHANICAL 21st FLOOR PLAN - DUCTWORK (TYPICAL 21st-25th FLOORS) (MFD-43rd-48th FLOOR) |
| M-132 .01 | MECHANICAL 26th FLOOR PLAN - DUCTWORK (MFD-49th FLOOR) |
| M-133 .01 | MECHANICAL 27th FLOOR PLAN - DUCTWORK (MFD-50th FLOOR) |
| M-134 .01 | MECHANICAL 28th and 29th FLOOR PLANS - DUCTWORK (MFD-53rd-54th FLOOR) |
| M-142 .01 | MECHANICAL 44th and 45th FLOOR PLANS - DUCTWORK (TYPICAL 30th-44th FLOORS) (MFD-55th-69th FLOOR and MFD-70th FLOOR) |
| M-143 .01 | MECHANICAL 46th FLOOR PLAN - DUCTWORK (MFD-71st FLOOR) |
| M-144 .01 | MECHANICAL 47th and 48th FLOOR PLANS - DUCTWORK (TYPICAL 48th-65th FLOORS) (MFD-77th FLOOR and MFD-78th-95th FLOOR) |
| M-153 .00 | MECHANICAL 65th and 66th FLOOR PLANS - DUCTWORK (MFD-95th-96th FLOOR) |
| M-154 .01 | MECHANICAL 67th and 67th FLOOR INTERMEDIATE PLANS - DUCTWORK (MFD-97th-98th FLOOR) |
| M-155 .01 | MECHANICAL 68th FLOOR PLAN - DUCTWORK (MFD-100th FLOOR) |
| M-156 .01 | MECHANICAL 69th and 70th FLOOR PLANS - DUCTWORK (MFD-107th-108th FLOOR) |
| M-157 .01 | MECHANICAL 71st and 72nd FLOOR PLANS - DUCTWORK (TYPICAL 72nd-87th FLOORS) (MFD-109th FLOOR and MFD-110th-125th FLOOR) |
| M-165 .00 | MECHANICAL 88th FLOOR PLANS - DUCTWORK (MFD-126th FLOOR) |
| M-166 .01 | MECHANICAL 89th and 90th FLOOR PLANS - DUCTWORK (MFD-127th-128th FLOOR) |
| M-167 .01 | MECHANICAL 91st and 92nd FLOOR PLANS - DUCTWORK (MFD-129th-130th FLOOR) |
| M-168 .01 | MECHANICAL 93rd and 94th FLOOR PLANS - DUCTWORK (MFD-131st-132nd FLOOR) |
| M-169 .01 | MECHANICAL 95th and 96th FLOOR PLANS - DUCTWORK (MFD-133rd-134th FLOOR) |
| M-170 .01 | MECHANICAL 97th and 98th FLOOR PLANS - DUCTWORK (MFD-135th-136th FLOOR) |
| M-171 .01 | MECHANICAL 99th and BMU FLOOR PLANS - DUCTWORK (MFD-137th FLOOR ROOF-COOLING TOWERS/BMU) |
| M-200 .01 | MECHANICAL SUB CELLAR 3 PLAN - PIPING (MFD-SUB CELLAR 3) |
| M-201 .01 | MECHANICAL SUB CELLAR 2 PLAN - PIPING (MFD-SUB CELLAR 2) |
| M-202 .01 | MECHANICAL SUB CELLAR 1 PLAN - PIPING (MFD-SUB CELLAR 1) |
| M-203 .01 | MECHANICAL CELLAR PLAN - PIPING (MFD-CELLAR) |
| M-204 .01 | MECHANICAL GROUND FLOOR PLAN - PIPING (MFD-GROUND FLOOR) |
| M-205 .01 | MECHANICAL GROUND FLOOR INTERMEDIATE PLAN - PIPING (MFD-GROUND FLOOR INTERMEDIATE) |
| M-206 .00 | MECHANICAL 2nd FLOOR PLAN - PIPING (MFD-2nd FLOOR) |
| M-207 .00 | MECHANICAL 3rd FLOOR PLAN - PIPING (MFD-3rd FLOOR) |
| M-208 .01 | MECHANICAL 4th FLOOR PLAN - PIPING (MFD-4th FLOOR) |
| M-209 .01 | MECHANICAL 5th FLOOR PLAN - PIPING (MFD-5th FLOOR) |
| M-210 .01 | MECHANICAL 6th FLOOR PLAN - PIPING (MFD-6th FLOOR) |
| M-211 .01 | MECHANICAL 7th FLOOR PLAN - PIPING (MFD-7th FLOOR) |
| M-213 .01 | MECHANICAL 8th FLOOR PLAN - PIPING (MFD-14th FLOOR) |
| M-214 .01 | MECHANICAL 9th FLOOR PLAN - PIPING (MFD-15th FLOOR) |
| M-215 .01 | MECHANICAL 10th FLOOR PLAN - PIPING (MFD-16th FLOOR) |
| M-216 .01 | MECHANICAL 10th FLOOR INTERMEDIATE 1 PLAN - PIPING (MFD-17th FLOOR) |
| M-218 .01 | MECHANICAL 11th FLOOR BMU PLAN - PIPING (MFD-19th FLOOR) |
| M-219 .01 | MECHANICAL 12th FLOOR PLAN - PIPING (MFD-20th FLOOR) |
| M-220 .01 | MECHANICAL 13th FLOOR PLAN - PIPING (MFD-32nd FLOOR) |
| M-221 .01 | MECHANICAL 14th FLOOR PLAN - PIPING (TYPICAL 14th-18th FLOORS) (MFD-33rd-37th FLOOR) |
| M-226 .01 | MECHANICAL 19th FLOOR PLAN - PIPING (MFD-38th FLOOR) |
| M-227 .01 | MECHANICAL 20th FLOOR PLAN - PIPING (MFD-39th FLOOR) |
| M-228 .01 | MECHANICAL 21st FLOOR PLAN - PIPING (TYPICAL 21st-25th FLOORS) (MFD-43rd-48th FLOOR) |
| M-232 .01 | MECHANICAL 26th FLOOR PLAN - PIPING (MFD-49th FLOOR) |
| M-233 .01 | MECHANICAL 27th FLOOR PLAN - PIPING (MFD-50th FLOOR) |
| M-234 .01 | MECHANICAL 28th and 29th FLOOR PLANS - PIPING (MFD-53rd-54th FLOOR) |
| M-242 .01 | MECHANICAL 44th and 45th FLOOR PLANS - PIPING (TYPICAL 30th-44th FLOORS) (MFD-55th-69th FLOOR and MFD-70th FLOOR) |
| M-243 .01 | MECHANICAL 46th FLOOR PLAN - PIPING (MFD-71st FLOOR) |
| M-244 .01 | MECHANICAL 47th and 48th FLOOR PLANS - PIPING (TYPICAL 48th-65th FLOORS) (MFD-77th FLOOR and MFD-78th-95th FLOOR) |
| M-253 .00 | MECHANICAL 66th FLOOR PLAN - PIPING (MFD-96th FLOOR) |
| M-254 .01 | MECHANICAL 67th and 67th FLOOR INTERMEDIATE PLANS - PIPING (MFD-97th-98th FLOOR) |
| M-255 .01 | MECHANICAL 68th FLOOR PLAN - PIPING (MFD-100th FLOOR) |
| M-256 .01 | MECHANICAL 69th and 70th FLOOR PLANS - PIPING (MFD-107th-108th FLOOR) |
| M-257 .01 | MECHANICAL 71st and 72nd FLOOR PLANS - PIPING (TYPICAL 72nd-86th FLOORS) (MFD-109th FLOOR and MFD-110th-124th FLOOR) |
| M-265 .01 | MECHANICAL 87th and 88th FLOOR PLANS - PIPING (MFD-125th-126th FLOOR) |
| M-266 .01 | MECHANICAL 89th and 90th FLOOR PLANS - PIPING (MFD-127th-128th FLOOR) |
| M-267 .01 | MECHANICAL 91st and 92nd FLOOR PLANS - PIPING (MFD-129th-130th FLOOR) |
| M-268 .01 | MECHANICAL 93rd and 94th FLOOR PLANS - PIPING (MFD-131st-132nd FLOOR) |
| M-269 .01 | MECHANICAL 95th and 96th FLOOR PLANS - PIPING (MFD-133rd-134th FLOOR) |
| M-270 .01 | MECHANICAL 97th and 98th FLOOR PLANS - PIPING (MFD-135th-136th FLOOR) |
| M-271 .01 | MECHANICAL 99th and BMU FLOOR PLANS - PIPING (MFD-137th FLOOR ROOF-COOLING TOWERS/BMU) |
| M-301 .01 | MECHANICAL SECTIONS - LOWER LEVELS |
| M-302 .01 | MECHANICAL SECTIONS - LOWER LEVELS |
| M-307 .01 | MECHANICAL SECTIONS - 9th FLOOR |
| M-308 .00 | MECHANICAL SECTIONS - 12th FLOOR |
| M-309 .00 | MECHANICAL SECTIONS -27th FLOOR |
| M-310 .00 | MECHANICAL SECTIONS - 46th FLOOR |
| M-311 .00 | MECHANICAL SECTIONS - 67th FLOOR |
| M-312 .00 | MECHANICAL SECTIONS - 67Th FLOOR INTER |
| M-319 .01 | MECHANICAL ISOMETRIC VIEWS |
| M-320 .01 | MECHANICAL ISOMETRIC VIEWS |
| M-400 .01 | MECHANICAL CONDENSER WATER RISER DIAGRAM |
| M-401 .01 | MECHANICAL CONDENSER WATER RISER DIAGRAM |
| M-402 .01 | MECHANICAL CONDENSER WATER RISER DIAGRAM |
| M-403 .01 | MECHANICAL CONDENSER WATER RISER DIAGRAM |
| M-404 .01 | MECHANICAL CONDENSER WATER RISER DIAGRAM |
| M-406 .01 | MECHANICAL HOT WATER RISER DIAGRAM |
| M-407 .01 | MECHANICAL HOT WATER RISER DIAGRAM |
| M-408 .01 | MECHANICAL HOT WATER RISER DIAGRAM |
| M-409 .01 | MECHANICAL HOT WATER RISER DIAGRAM |
| M-410 .01 | MECHANICAL HOT WATER RISER DIAGRAM |
| M-411 .01 | MECHANICAL HOT WATER RISER DIAGRAM |
| M-412 .01 | MECHANICAL FUEL OIL FLOW DIAGRAM |
| M-413 .01 | MECHANICAL BMS COMMUNICATION RISER DIAGRAM |
| M-416 .01 | MECHANICAL LOWER LEVEL AIR RISER DIAGRAM |
| M-417 .01 | MECHANICAL LOWER LEVEL AIR RISER DIAGRAM |
| M-420 .01 | MECHANICAL UPPER LEVELS MAKE-UP & CORRIDOR AIR RISER DIAGRAM |
| M-421 .01 | MECHANICAL UPPER LEVELS MAKE-UP & CORRIDOR AIR RISER DIAGRAM |
| M-422 .01 | MECHANICAL UPPER LEVELS MAKE-UP & CORRIDOR AIR RISER DIAGRAM |
| M-423 .01 | MECHANICAL UPPER LEVELS TOILET EXHAUST RISER DIAGRAM |
| M-424 .01 | MECHANICAL UPPER LEVELS TOILET EXHAUST RISER DIAGRAM |
| M-425 .01 | MECHANICAL UPPER LEVELS TOILET EXHAUST RISER DIAGRAM |
| M-426 .01 | MECHANICAL UPPER LEVELS DRYER EXHAUST RISER DIAGRAM |
| M-427 .01 | MECHANICAL UPPER LEVELS DRYER EXHAUST RISER DIAGRAM |
| M-428 .01 | MECHANICAL UPPER LEVELS DRYER EXHAUST RISER DIAGRAM |
| M-429 .01 | MECHANICAL UPPER LEVELS KITCHEN EXHAUST RISER DIAGRAM |
| M-430 .01 | MECHANICAL UPPER LEVELS KITCHEN EXHAUST RISER DIAGRAM |
| M-431 .01 | MECHANICAL UPPER LEVELS KITCHEN EXHAUST RISER DIAGRAM |
| M-500 .01 | MECHANICAL SCHEDULES |
| M-501 .01 | MECHANICAL SCHEDULES |
| M-502 .01 | MECHANICAL SCHEDULES |
| M-503 .01 | MECHANICAL SCHEDULES |
| M-504 .01 | MECHANICAL SCHEDULES |
| M-600 .01 | MECHANICAL DETAILS |
| M-601 .01 | MECHANICAL DETAILS |
| M-602 .00 | MECHANICAL DETAILS |
| M-603 .01 | MECHANICAL DETAILS |
| M-604 .01 | MECHANICAL DETAILS |
| M-605 .01 | MECHANICAL DETAILS |
| M-606 .01 | MECHANICAL DETAILS |


DEPT OF BLDGS 121328205 Job Number
ES755758981 Scan Code



KEY PLAN:

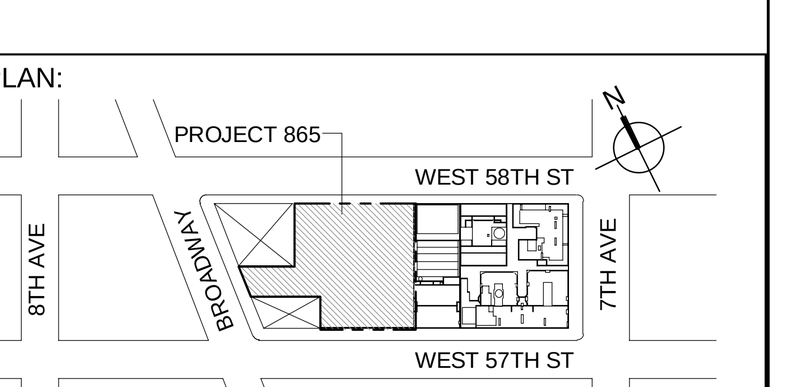


PROJECT NORTH | TRUE NORTH


DEVELOPER:
**EXTELL DEVELOPMENT COMPANY**
805 THIRD AVENUE, 7TH FLOOR
New York, NY 10022 USA
TEL: 212 712 6000 FAX: 212 712 6100

DESIGN ARCHITECT: Base Building Shell & Core
**ADRIAN SMITH + GORDON GILL ARCHITECTURE**
111 WEST MONROE STREET SUITE 2300
CHICAGO IL 60603
TEL: 312 920 1888 FAX: 312 920 1775

INTERIOR DESIGNER: Residential
**Rottet Architecture and Design Studio, PLLC**
298 Fifth Ave, 7th Floor
New York, NY 10001
TEL: 646 998 7000 FAX:

ARCHITECT OF RECORD:Base Building Shell, Core, & Residential
**AAI ARCHITECTS, P.C.**
401 Wellington St. W., 3rd Floor
Toronto, ON M5V 1E7 Canada
TEL: 416 967 1500 FAX: 416 967 7150

STRUCTURAL ENGINEERS:
**WSP CANTOR SEINUK**
228 EAST 45th Street
New York, NY 10017 USA
TEL: 212 687 9888 FAX: 646 487 5501

MEP ENGINEERS:
**AKF GROUP**
One Liberty Plaza, 165 Broadway, 22nd Floor
New York, NY 10006 USA
TEL: 212 354 5656 FAX: 212 354 5668

GEOTECHNICAL ENGINEERS:
**Langan Engineering & Environmental Services**
21 Penn Plaza - 360 West 31st Street, 8th Floor
New York, NY 10001-2727
TEL: 212 479 5400 FAX: 212 479 5444

CODE CONSULTANTS:
**Construction Consulting Associates**
100 Church Street
New York, NY 10007
TEL: 212 385 1818 FAX: 212 385 1911

CURTAINWALL CONSULTANT:
**AJLP Consulting**
40 Worth Street. Suite 826
New York, NY 10013
TEL: 212 757 5659 FAX: 646 219 8508

LANDMARK/PRESERVATION CONSULTANT:
**Jan Hird Pokorny Associates, Inc.**
39 West 37th Street, 12A
New York, NY 10018
TEL: 212 759 6462 FAX: 212 759 6540


| No. | DESCRIPTION | DATE |
|---|---|---|
| 1 | ISSUED FOR SCHEMATIC DESIGN | 04 APR 2014 |
| 2 | ISSUED FOR DESIGN DEVELOPMENT | 01 JUL 2014 |
| 3 | ISSUED FOR DESIGN DEVELOPMENT | 31 JUL 2014 |
| 4 | CD PROGRESS ISSUE 1 | 15 OCT 2014 |
| 5 | ISSUED FOR BID - MECHANICAL | 15 OCT 2014 |
| 6 | DOB SUBMISSION | 19 DEC 2014 |
| 7 | CD PROGRESS ISSUE 3 | 09 MAR 2015 |
| 8 | CD PROGRESS ISSUE 4 | 01 JUN 2015 |
| 9 | CD PROGRESS ISSUE 5 | 10 AUG 2015 |
| 10 | DOB AMENDMENT 2 | 18 SEP 2015 |
| 11 | CD PROGRESS ISSUE 7 | 29 JAN 2016 |
| 12 | CD PROGRESS ISSUE 8 - GMP SET | 18 MAR 2016 |
| 13 | DOB AMENDMENT 3 | 03 OCT 2016 |

0 4' - 0" 8' - 0" 16' - 0"

Discrepancies must be reported immediately to the Architect before proceeding. Only figured dimensions are to be used. Contractors must check all dimensions on site. This drawing is protected by copyright.

ALL DIMENSIONS ARE SHOWN IN IMPERIAL.

CONSULTANT: AKF
ONE LIBERTY PLAZA, 165 BROADWAY, 22nd FLOOR
NEW YORK, NY 10006
T: 212.354.5656 F: 212.354.5668
Arlington / Boston / Mexico City / Minneapolis / New York
Philadelphia / Princeton / Puebla / Rochester / Stamford

PROJECT:
**217 WEST 57TH STREET**
NEW YORK, NY

DRAWING TITLE:
MECHANICAL
COVER SHEET

SEAL & SIGNATURE:




| | |
|---|---|
| DATE: | 04/04/14 |
| PROJECT No: | Y130747-000 |
| DRAWN: RC/AZ | REV: 13 |
| CHK: PS | |
| SCALE: AS NOTED | |
| DWG No: | M-000.02 |
| DOB PAGE No: | 1 of 132 |

DOB EMPLOYEE STAMP: | DOB B-SCAN:

FILE NAME:
PLOT DATE: 10/19/2016 4:25:10 PM

DEPT OF BLDGS 421206206 Job Number
E321128327 Scan Code

NOTES:

1. ALL EXPOSED SUPPLY AND RETURN DUCTWORK TO BE ACOUSTICALLY LINED. REFER TO SPECIFICATIONS FOR LINING TYPE AND THICKNESS.
2. ALL CONCEALED DUCTWORK TO BE ACOUSTICALLY LINED/INSULATED PER MECHANICAL SPECIFICATIONS.
3. ALL MAKE-UP AIR AND OUTSIDE AIR DUCTWORK TO BE INSULATED PER MECHANICAL SPECIFICATIONS.

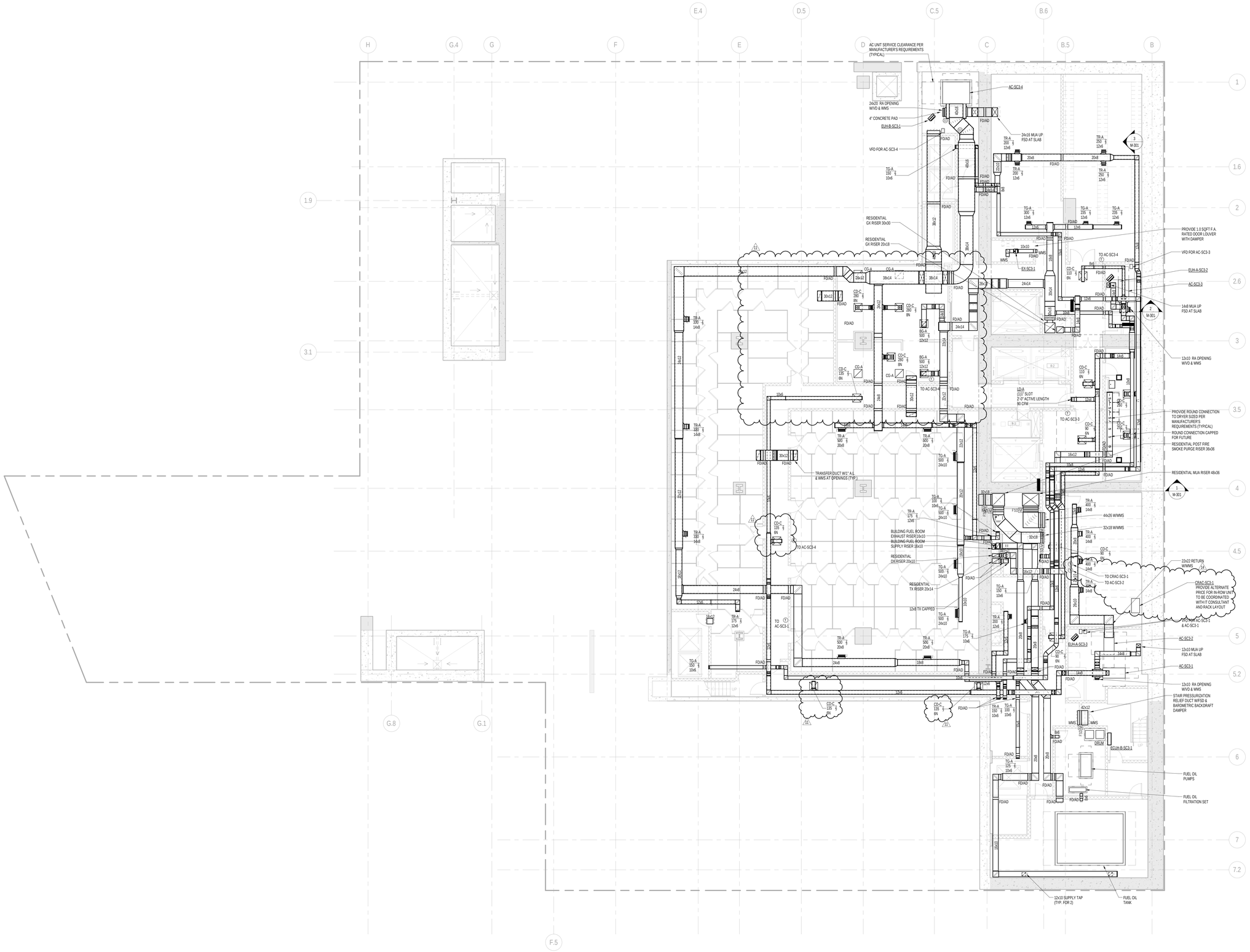


1 SUB CELLAR 3 FLOOR PLAN
SCALE: 1/8" = 1'-0"

KEY PLAN:

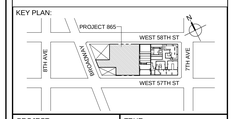


PROJECT NORTH | TRUE NORTH

DEVELOPER:
**EXTELL DEVELOPMENT COMPANY**
805 THIRD AVENUE, 7TH FLOOR
New York, NY 10022 USA
TEL: 212 712 6000 FAX: 212 712 6100

DESIGN ARCHITECT: Base Building Shell & Core
**ADRIAN SMITH + GORDON GILL ARCHITECTURE**
111 WEST MONROE STREET SUITE 2300
CHICAGO IL 60603
TEL: 312 920 1888 FAX: 312 920 1775

INTERIOR DESIGNER: Residential
**Rottet Architecture and Design Studio, PLLC**
298 Fifth Ave, 7th Floor
New York, NY 10001
TEL: 646 998 7000 FAX:

ARCHITECT OF RECORD:Base Building Shell, Core, & Residential
**AAI ARCHITECTS, P.C.**
401 Wellington St. W., 3rd Floor
Toronto, ON M5V 1E7 Canada
TEL: 416 967 1500 FAX: 416 967 7150

STRUCTURAL ENGINEERS:
**WSP CANTOR SEINUK**
228 EAST 45th Street
New York, NY 10017 USA
TEL: 212 687 9888 FAX: 646 487 5501

MEP ENGINEERS:
**AKF GROUP**
One Liberty Plaza, 165 Broadway, 22nd Floor
New York, NY 10006 USA
TEL: 212 354 5656 FAX: 212 354 5668

GEOTECHNICAL ENGINEERS:
**Langan Engineering & Environmental Services**
21 Penn Plaza - 360 West 31st Street, 8th Floor
New York, NY 10001-2727
TEL: 212 479 5400 FAX: 212 479 5444

CODE CONSULTANTS:
**Construction Consulting Associates**
100 Church Street
New York, NY 10007
TEL: 212 385 1818 FAX: 212 385 1911

CURTAINWALL CONSULTANT:
**AJLP Consulting**
40 Worth Street. Suite 826
New York, NY 10013
TEL: 212 757 5659 FAX: 646 219 8508

LANDMARK/PRESERVATION CONSULTANT:
**Jan Hird Pokorny Associates, Inc.**
39 West 37th Street, 12A
New York, NY 10018
TEL: 212 759 6462 FAX: 212 759 6540

| No. | DESCRIPTION | DATE |
|---|---|---|
| 1 | ISSUED FOR SCHEMATIC DESIGN | 04 APR 2014 |
| 2 | ISSUED FOR DESIGN DEVELOPMENT | 01 JUL 2014 |
| 3 | ISSUED FOR DESIGN DEVELOPMENT | 31 JUL 2014 |
| 4 | CD PROGRESS ISSUE 1 | 15 OCT 2014 |
| 5 | ISSUED FOR BID - MECHANICAL | 15 OCT 2014 |
| 6 | DOB SUBMISSION | 19 DEC 2014 |
| 7 | CD PROGRESS ISSUE 3 | 09 MAR 2015 |
| 8 | CD PROGRESS ISSUE 4 | 01 JUN 2015 |
| 9 | CD PROGRESS ISSUE 5 | 10 AUG 2015 |
| 10 | DOB AMENDMENT 2 | 18 SEP 2015 |
| 11 | CD PROGRESS ISSUE 7 | 29 JAN 2016 |
| 12 | CD PROGRESS ISSUE 8 - GMP SET | 18 MAR 2016 |
| 13 | CD BULLETIN ISSUE 2 | 06 MAY 2016 |
| 14 | CD BULLETIN ISSUE 4 | 15 JUL 2016 |
| 15 | DOB AMENDMENT 3 | 03 OCT 2016 |

0 4' - 0" 8' - 0" 16' - 0"

Discrepancies must be reported immediately to the Architect before proceeding. Only figured dimensions are to be used. Contractors must check all dimensions on site. This drawing is protected by copyright.

ALL DIMENSIONS ARE SHOWN IN IMPERIAL.

CONSULTANT:
AKF
ONE LIBERTY PLAZA, 165 BROADWAY, 22nd FLOOR
NEW YORK, NY 10006
T: 212.354.5656 F: 212.354.5668
Arlington / Boston / Metro Dc / Minneapolis / New York
Philadelphia / Princeton / Toronto / Vancouver / Zurichtel

PROJECT:
**217 WEST 57TH STREET**
NEW YORK, NY

DRAWING TITLE:
MECHANICAL
SUB CELLAR 3 PLAN - DUCTWORK
(MFD-SUB CELLAR 3)

SEAL & SIGNATURE:

| | |
|---|---|
| DATE: | 04/04/14 |
| PROJECT No: | Y130747-000 |
| DRAWN: RC/AZ | REV: |
| CHK: PHS | 15 |
| SCALE: AS NOTED | |
| DWG No: | M-100.02 |
| DOB PAGE No: | 2 of 132 |

DOB EMPLOYEE STAMP:

DOB B-SCAN:

36" x 48" ANSI E SHEET SIZE
FILE NAME:
PLOT DATE: 10/13/2016 4:55:22 PM

DEPT OF BLDGS 121328205 Job Number

ES572228222 Scan Code

36" x 48" Arch E -SHEET SIZE

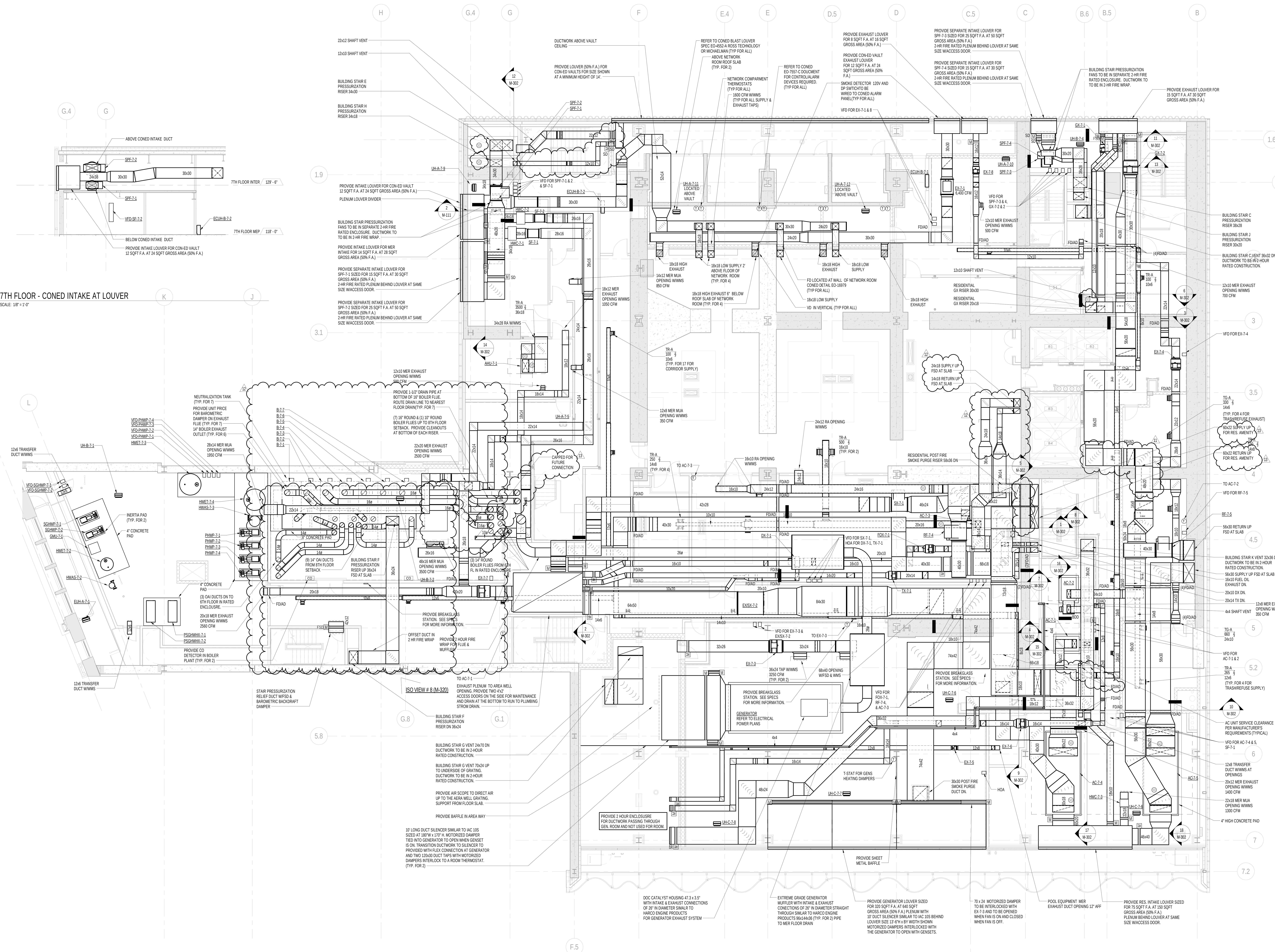


2 7TH FLOOR - CONED INTAKE AT LOUVER

SCALE: 1/8" = 1'-0"

1 7th FLOOR PLAN

SCALE: 1/8" = 1'-0"

NOTES:

1. ALL EXPOSED SUPPLY AND RETURN DUCTWORK TO BE ACOUSTICALLY LINED. REFER TO SPECIFICATIONS FOR LINING TYPE AND THICKNESS.
2. ALL CONCEALED DUCTWORK TO BE ACOUSTICALLY LINED/INSULATED PER MECHANICAL SPECIFCATIONS.
3. ALL MAKE-UP AIR AND OUTSIDE AIR DUCTWORK TO BE INSULATED PER MECHANICAL SPECIFICATIONS.

KEY PLAN: PROJECT 865, WEST 58TH ST, WEST 57TH ST, 8TH AVE, BROADWAY, 7TH AVE

PROJECT NORTH | TRUE NORTH


DEVELOPER:
**EXTELL DEVELOPMENT COMPANY**
805 THIRD AVENUE, 7TH FLOOR
New York, NY 10022 USA
TEL: 212 712 6000 FAX: 212 712 6100

DESIGN ARCHITECT: Base Building Shell & Core
**ADRIAN SMITH + GORDON GILL ARCHITECTURE**
111 WEST MONROE STREET SUITE 2300
CHICAGO IL 60603
TEL: 312 920 1888 FAX: 312 920 1775

INTERIOR DESIGNER: Residential
**Rottet Architecture and Design Studio, PLLC**
298 Fifth Ave, 7th Floor
New York, NY 10001
TEL: 646 998 7000 FAX:

ARCHITECT OF RECORD: Base Building Shell, Core, & Residential
**AAI ARCHITECTS, P.C.**
401 Wellington St. W., 3rd Floor
Toronto, ON M5V 1E7 Canada
TEL: 416 967 1500 FAX: 416 967 7150

STRUCTURAL ENGINEERS:
**WSP CANTOR SEINUK**
228 EAST 45th Street
New York, NY 10017 USA
TEL: 212 687 9888 FAX: 646 487 5501

MEP ENGINEERS:
**AKF GROUP**
One Liberty Plaza, 165 Broadway, 22nd Floor
New York, NY 10006 USA
TEL: 212 354 5656 FAX: 212 354 5668

GEOTECHNICAL ENGINEERS:
**Langan Engineering & Environmental Services**
21 Penn Plaza - 360 West 31st Street, 8th Floor
New York, NY 10001-2727
TEL: 212 479 5400 FAX: 212 479 5444

CODE CONSULTANTS:
**Construction Consulting Associates**
100 Church Street
New York, NY 10007
TEL: 212 385 1818 FAX: 212 385 1911

CURTAINWALL CONSULTANT:
**AJLP Consulting**
40 Worth Street. Suite 826
New York, NY 10013
TEL: 212 757 5659 FAX: 646 219 8508

LANDMARK/PRESERVATION CONSULTANT:
**Jan Hird Pokorny Associates, Inc.**
39 West 37th Street, 12A
New York, NY 10018
TEL: 212 759 6462 FAX: 212 759 6540


| No. | DESCRIPTION | DATE |
|---|---|---|
| 1 | ISSUED FOR SCHEMATIC DESIGN | 04 APR 2014 |
| 2 | ISSUED FOR DESIGN DEVELOPMENT | 01 JUL 2014 |
| 3 | ISSUED FOR DESIGN DEVELOPMENT | 31 JUL 2014 |
| 4 | CD PROGRESS ISSUE 1 | 15 OCT 2014 |
| 5 | ISSUED FOR BID - MECHANICAL | 15 OCT 2014 |
| 6 | DOB SUBMISSION | 19 DEC 2014 |
| 7 | CD PROGRESS ISSUE 3 | 09 MAR 2015 |
| 8 | CD PROGRESS ISSUE 4 | 01 JUN 2015 |
| 9 | CD PROGRESS ISSUE 5 | 10 AUG 2015 |
| 10 | DOB AMENDMENT 2 | 18 SEP 2015 |
| 11 | CD PROGRESS ISSUE 6 | 02 NOV 2015 |
| 12 | CD PROGRESS ISSUE 7 | 29 JAN 2016 |
| 13 | CD PROGRESS ISSUE 8 - GMP SET | 18 MAR 2016 |
| 14 | DOB AMENDMENT 3 | 03 OCT 2016 |

0 4' - 0" 8' - 0" 16' - 0"


Discrepancies must be reported immediately to the Architect before proceeding. Only figured dimensions are to be used. Contractors must check all dimensions on site. This drawing is protected by copyright.


ALL DIMENSIONS ARE SHOWN IN IMPERIAL.


CONSULTANT:
AKF
ONE LIBERTY PLAZA, 165 BROADWAY, 22nd FLOOR
NEW YORK, NY 10006
T: 212.354.5656 F: 212.354.5668
Arlington / Boston / Mexico City / Minneapolis / New York
Philadelphia / Princeton / Puebla / Rochester / Stamford


PROJECT:

**217 WEST 57TH STREET**
NEW YORK, NY

DRAWING TITLE:

MECHANICAL
7th FLOOR PLAN - DUCTWORK
(MFD-7th FLOOR)

SEAL & SIGNATURE: STATE OF NEW YORK, CHRISTOPHER C. McHUGH, LICENSED PROFESSIONAL ENGINEER, No. 073130

| | |
|---|---|
| DATE: | 04/04/14 |
| PROJECT No: | Y130747-000 |
| DRAWN: RC/AZ | REV: 14 |
| CHK: PHS | |
| SCALE: As indicated | |
| DWG No: | M-111.02 |
| DOB PAGE No: | 13 of 132 |

DOB EMPLOYEE STAMP: | DOB B-SCAN:

FILE NAME:
PLOT DATE: 10/19/2016 4:27:57 PM

DEPT OF BLDGS 121206200 Job Number
E3995861744 Scan Code

36" x 48" ANSI E SHEET SIZE

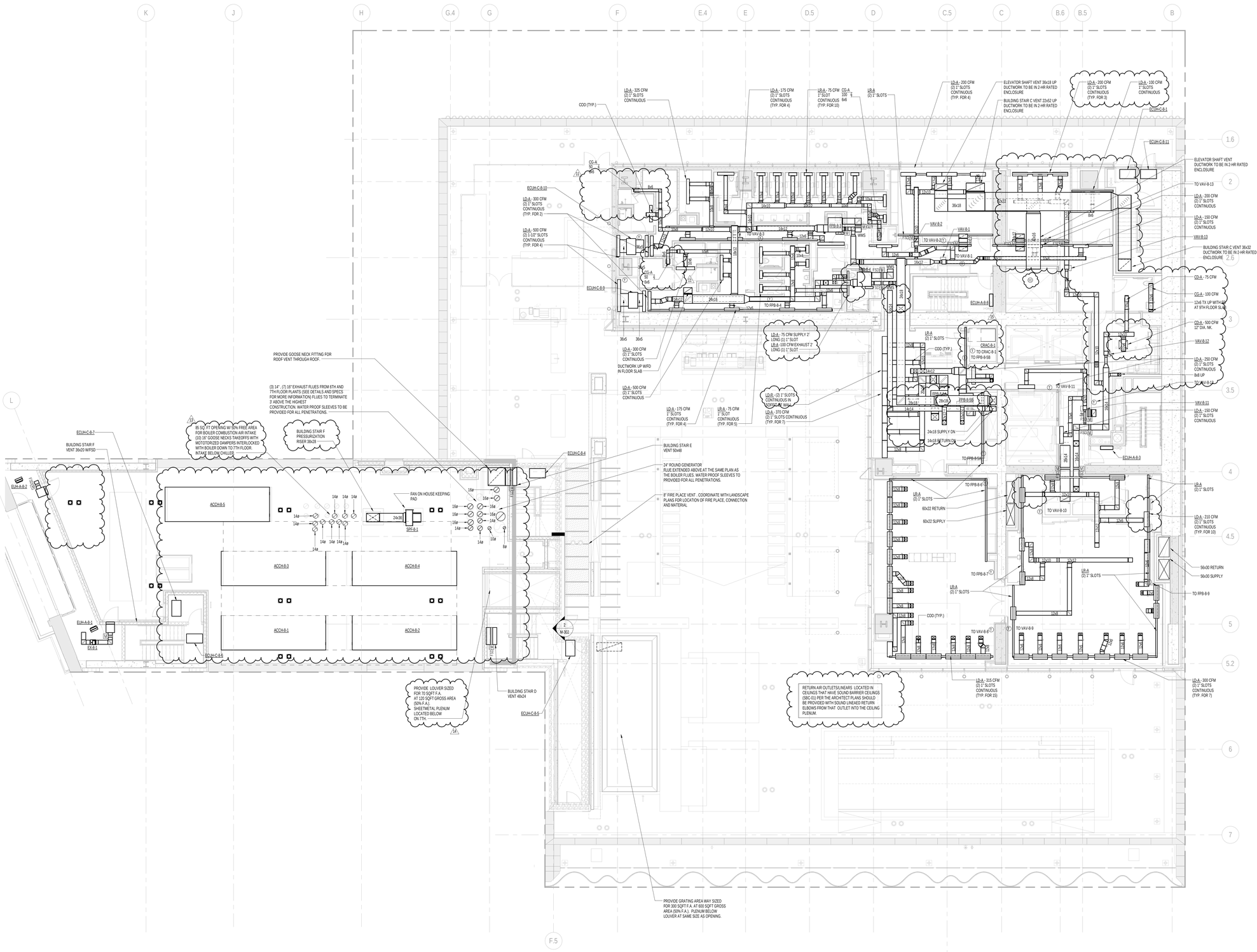


1 8th FLOOR PLAN
SCALE: 1/8" = 1'-0"

NOTES:

1. ALL EXPOSED SUPPLY AND RETURN DUCTWORK TO BE ACOUSTICALLY LINED. REFER TO SPECIFICATIONS FOR LINING TYPE AND THICKNESS.
2. ALL CONCEALED DUCTWORK TO BE ACOUSTICALLY LINED/INSULATED PER MECHANICAL SPECIFCATIONS.
3. ALL HARD AIR AND OUTDOOR AIR DUCTWORK TO BE INSULATED PER MECHANICAL SPECIFICATIONS.

NOTE:

1. ROOF SETBACK FINAL MEP/FP DESIGN PENDING APPROVED CHILLER LAYOUT BY OWNER.

KEY PLAN:

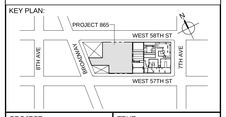


PROJECT NORTH | TRUE NORTH

DEVELOPER:
**EXTELL DEVELOPMENT COMPANY**
805 THIRD AVENUE, 7TH FLOOR
New York, NY 10022 USA
TEL: 212 712 6000 FAX: 212 712 6100

DESIGN ARCHITECT: Base Building Shell & Core
**ADRIAN SMITH + GORDON GILL ARCHITECTURE**
111 WEST MONROE STREET SUITE 2300
CHICAGO IL 60603
TEL: 312 920 1888 FAX: 312 920 1775

INTERIOR DESIGNER: Residential
**Rottet Architecture and Design Studio, PLLC**
298 Fifth Ave, 7th Floor
New York, NY 10001
TEL: 646 998 7000 FAX:

ARCHITECT OF RECORD:Base Building Shell, Core, & Residential
**AAI ARCHITECTS, P.C.**
401 Wellington St. W., 3rd Floor
Toronto, ON M5V 1E7 Canada
TEL: 416 967 1500 FAX: 416 967 7150

STRUCTURAL ENGINEERS:
**WSP CANTOR SEINUK**
228 EAST 45th Street
New York, NY 10017 USA
TEL: 212 687 9888 FAX: 646 487 5501

MEP ENGINEERS:
**AKF GROUP**
One Liberty Plaza, 165 Broadway, 22nd Floor
New York, NY 10006 USA
TEL: 212 354 5656 FAX: 212 354 5668

GEOTECHNICAL ENGINEERS:
**Langan Engineering & Environmental Services**
21 Penn Plaza - 360 West 31st Street, 8th Floor
New York, NY 10001-2727
TEL: 212 479 5400 FAX: 212 479 5444

CODE CONSULTANTS:
**Construction Consulting Associates**
100 Church Street
New York, NY 10007
TEL: 212 385 1818 FAX: 212 385 1911

CURTAINWALL CONSULTANT:
**AJLP Consulting**
40 Worth Street. Suite 826
New York, NY 10013
TEL: 212 757 5659 FAX: 646 219 8508

LANDMARK/PRESERVATION CONSULTANT:
**Jan Hird Pokorny Associates, Inc.**
39 West 37th Street, 12A
New York, NY 10018
TEL: 212 759 6462 FAX: 212 759 6540

| No. | DESCRIPTION | DATE |
|---|---|---|
| 1 | ISSUED FOR SCHEMATIC DESIGN | 04 APR 2014 |
| 2 | ISSUED FOR DESIGN DEVELOPMENT | 01 JUL 2014 |
| 3 | ISSUED FOR DESIGN DEVELOPMENT | 31 JUL 2014 |
| 4 | CD PROGRESS ISSUE 1 | 15 OCT 2014 |
| 5 | ISSUED FOR BID - MECHANICAL | 15 OCT 2014 |
| 6 | DOB SUBMISSION | 19 DEC 2014 |
| 7 | CD PROGRESS ISSUE 3 | 09 MAR 2015 |
| 8 | CD PROGRESS ISSUE 4 | 01 JUN 2015 |
| 9 | CD PROGRESS ISSUE 5 | 10 AUG 2015 |
| 10 | DOB AMENDMENT 2 | 18 SEP 2015 |
| 11 | CD PROGRESS ISSUE 6 | 02 NOV 2015 |
| 12 | CD PROGRESS ISSUE 7 | 29 JAN 2016 |
| 13 | CD PROGRESS ISSUE 8 - GMP SET | 18 MAR 2016 |
| 14 | CD BULLETIN ISSUE 3 | 25 MAY 2016 |
| 15 | CD BULLETIN ISSUE 4 | 15 JUL 2016 |
| 16 | DOB AMENDMENT 3 | 03 OCT 2016 |

0 4' - 0" 8' - 0" 16' - 0"

Discrepancies must be reported immediately to the Architect before proceeding. Only figured dimensions are to be used. Contractors must check all dimensions on site. This drawing is protected by copyright.

ALL DIMENSIONS ARE SHOWN IN IMPERIAL.

CONSULTANT:
AKF
ONE LIBERTY PLAZA, 165 BROADWAY, 22nd FLOOR
NEW YORK, NY 10006
T: 212.354.5656 F: 212.354.5668
Arlington • Boise • Kansas City • Minneapolis • New York
Philadelphia • Raleigh • Tucson • Cleveland • Sarasota

PROJECT:
**217 WEST 57TH STREET**
NEW YORK, NY

DRAWING TITLE:
MECHANICAL
8th FLOOR PLAN - DUCTWORK
(MFD-14th FLOOR)

SEAL & SIGNATURE:




| | |
|---|---|
| DATE: | 04/04/14 |
| PROJECT No: | Y:\30747-000 |
| DRAWN: RC/AZ | REV: 16 |
| CHK: PHS | |
| SCALE: As indicated | |
| DWG No: | M-113.02 |
| DOB PAGE No: | 14 of 132 |

DOB EMPLOYEE STAMP: DOB B-SCAN:

FILE NAME:
PLOT DATE: 10/19/2016 4:28:23 PM

DEPT OF BLDGS 121326426 Job Number
E326126506 Scan Code

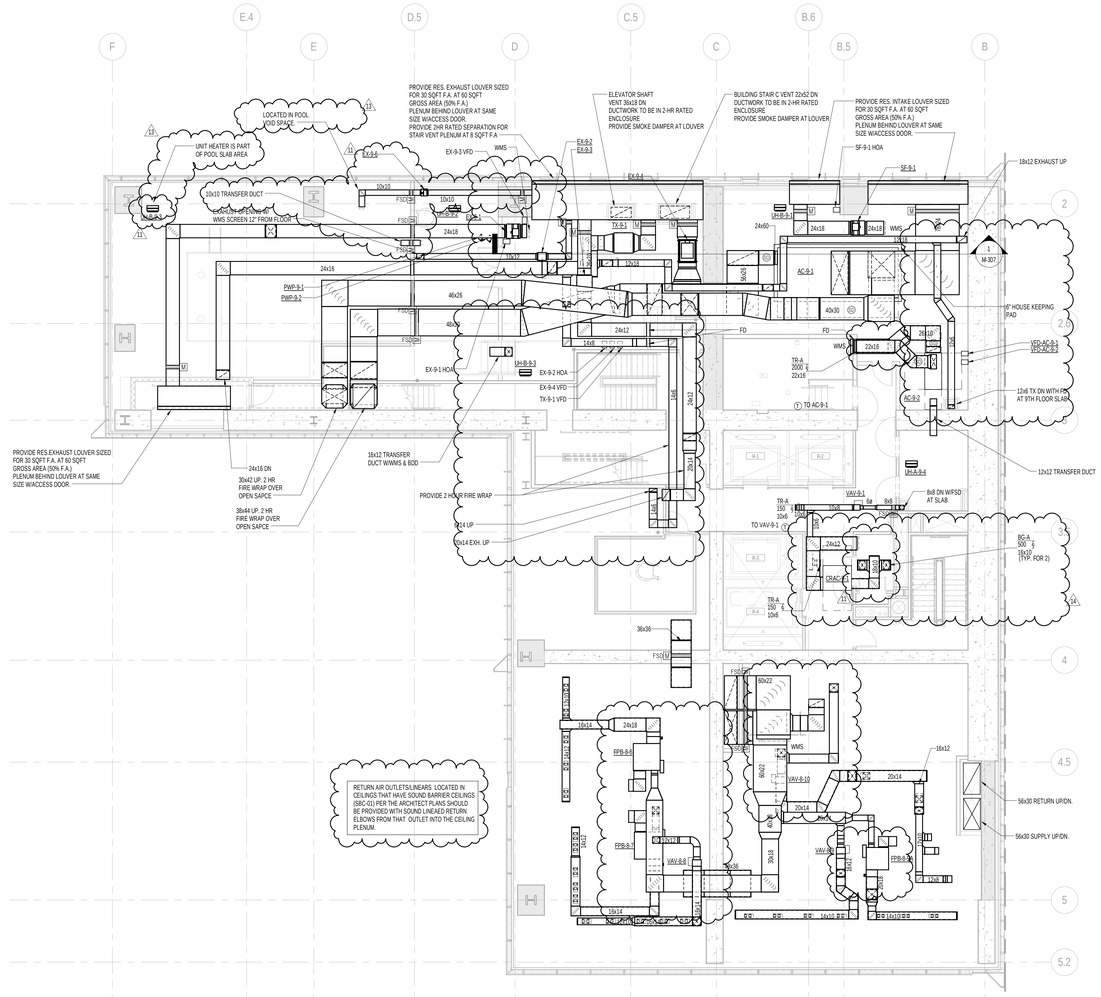


1 9th FLOOR PLAN
SCALE: 1/8" = 1'-0"

NOTES:

1. ALL EXPOSED SUPPLY AND RETURN DUCTWORK TO BE ACOUSTICALLY LINED. REFER TO SPECIFICATIONS FOR LINING TYPE AND THICKNESS.
2. ALL CONCEALED DUCTWORK TO BE ACOUSTICALLY LINED/INSULATED PER MECHANICAL SPECIFICATIONS.
3. ALL MAKE-UP AIR AND OUTSIDE AIR DUCTWORK TO BE INSULATED PER MECHANICAL SPECIFICATIONS.



KEY PLAN:

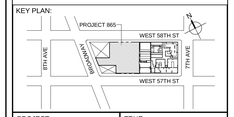


PROJECT NORTH

TRUE NORTH

DEVELOPER:
***EXTELL DEVELOPMENT COMPANY***
805 THIRD AVENUE, 7TH FLOOR
New York, NY 10022 USA
TEL: 212 712 6000 FAX: 212 712 6100

DESIGN ARCHITECT: Base Building Shell & Core
***ADRIAN SMITH + GORDON GILL ARCHITECTURE***
111 WEST MONROE STREET SUITE 2300
CHICAGO IL 60603
TEL: 312 920 1888 FAX: 312 920 1775

INTERIOR DESIGNER: Residential
***Rottet Architecture and Design Studio, PLLC***
298 Fifth Ave, 7th Floor
New York, NY 10001
TEL: 646 998 7000 FAX:

ARCHITECT OF RECORD:Base Building Shell, Core, & Residential
***AAI ARCHITECTS, P.C.***
401 Wellington St. W., 3rd Floor
Toronto, ON M5V 1E7 Canada
TEL: 416 967 1500 FAX: 416 967 7150

STRUCTURAL ENGINEERS:
***WSP CANTOR SEINUK***
228 EAST 45th Street
New York, NY 10017 USA
TEL: 212 687 9888 FAX: 646 487 5501

MEP ENGINEERS:
***AKF GROUP***
One Liberty Plaza, 165 Broadway, 22nd Floor
New York, NY 10006 USA
TEL: 212 354 5656 FAX: 212 354 5668

GEOTECHNICAL ENGINEERS:
***Langan Engineering & Environmental Services***
21 Penn Plaza - 360 West 31st Street, 8th Floor
New York, NY 10001-2727
TEL: 212 479 5400 FAX: 212 479 5444

CODE CONSULTANTS:
***Construction Consulting Associates***
100 Church Street
New York, NY 10007
TEL: 212 385 1818 FAX: 212 385 1911

CURTAINWALL CONSULTANT:
***AJLP Consulting***
40 Worth Street. Suite 826
New York, NY 10013
TEL: 212 757 5659 FAX: 646 219 8508

LANDMARK/PRESERVATION CONSULTANT:
***Jan Hird Pokorny Associates, Inc.***
39 West 37th Street, 12A
New York, NY 10018
TEL: 212 759 6462 FAX: 212 759 6540

| No. | DESCRIPTION | DATE |
|---|---|---|
| | D.O.B. SUBMISSION | 05 DEC 2014 |
| 1 | ISSUED FOR SCHEMATIC DESIGN | 04 APR 2014 |
| 2 | ISSUED FOR DESIGN DEVELOPMENT | 01 JUL 2014 |
| 3 | ISSUED FOR DESIGN DEVELOPMENT | 31 JUL 2014 |
| 4 | CD PROGRESS ISSUE 1 | 15 OCT 2014 |
| 5 | ISSUED FOR BID - MECHANICAL | 15 OCT 2014 |
| 6 | DOB SUBMISSION | 19 DEC 2014 |
| 7 | CD PROGRESS ISSUE 3 | 09 MAR 2015 |
| 8 | CD PROGRESS ISSUE 4 | 01 JUN 2015 |
| 9 | CD PROGRESS ISSUE 5 | 10 AUG 2015 |
| 10 | DOB AMENDMENT 2 | 18 SEP 2015 |
| 11 | CD PROGRESS ISSUE 6 | 02 NOV 2015 |
| 12 | CD PROGRESS ISSUE 7 | 29 JAN 2016 |
| 13 | CD PROGRESS ISSUE B - GMP SET | 18 MAR 2016 |
| 14 | CD BULLETIN ISSUE 4 | 15 JUL 2016 |
| 15 | DOB AMENDMENT 3 | 03 OCT 2016 |

0 4'-0" 8'-0" 16'-0"

Discrepancies must be reported immediately to the Architect before proceeding. Only figured dimensions are to be used. Contractors must check all dimensions on site. This drawing is protected by copyright.

ALL DIMENSIONS ARE SHOWN IN IMPERIAL.

CONSULTANT:
AKF
ONE LIBERTY PLAZA, 165 BROADWAY, 22nd FLOOR
NEW YORK, NY 10006
T: 212.354.5656 F: 212.354.5668
Arlington • Boise • Kansas City • Minneapolis • New York
Philadelphia • Raleigh • Tucson • Vancouver • Scottsdale

PROJECT:
**217 WEST 57TH STREET**
NEW YORK, NY

DRAWING TITLE:
MECHANICAL
9th FLOOR PLAN - DUCTWORK
(MFD-15th FLOOR)

SEAL & SIGNATURE:

| | |
|---|---|
| DATE: | 04/04/14 |
| PROJECT No: | Y130747-000 |
| DRAWN: RC/AZ | REV: 15 |
| CHK: PHS | |
| SCALE: As indicated | |
| DWG No: | M-114.02 |
| DOB PAGE No: | 15 of 132 |

DOB EMPLOYEE STAMP:

DOB B-SCAN:

36" x 48" ANSI E SHEET SIZE
FILE NAME:
PLOT DATE: 10/19/2016 4:28:35 PM

DEPT OF BLDGS 121263426 Job Number

E321962508 Scan Code

36" x 48" ANSI E - SHEET SIZE

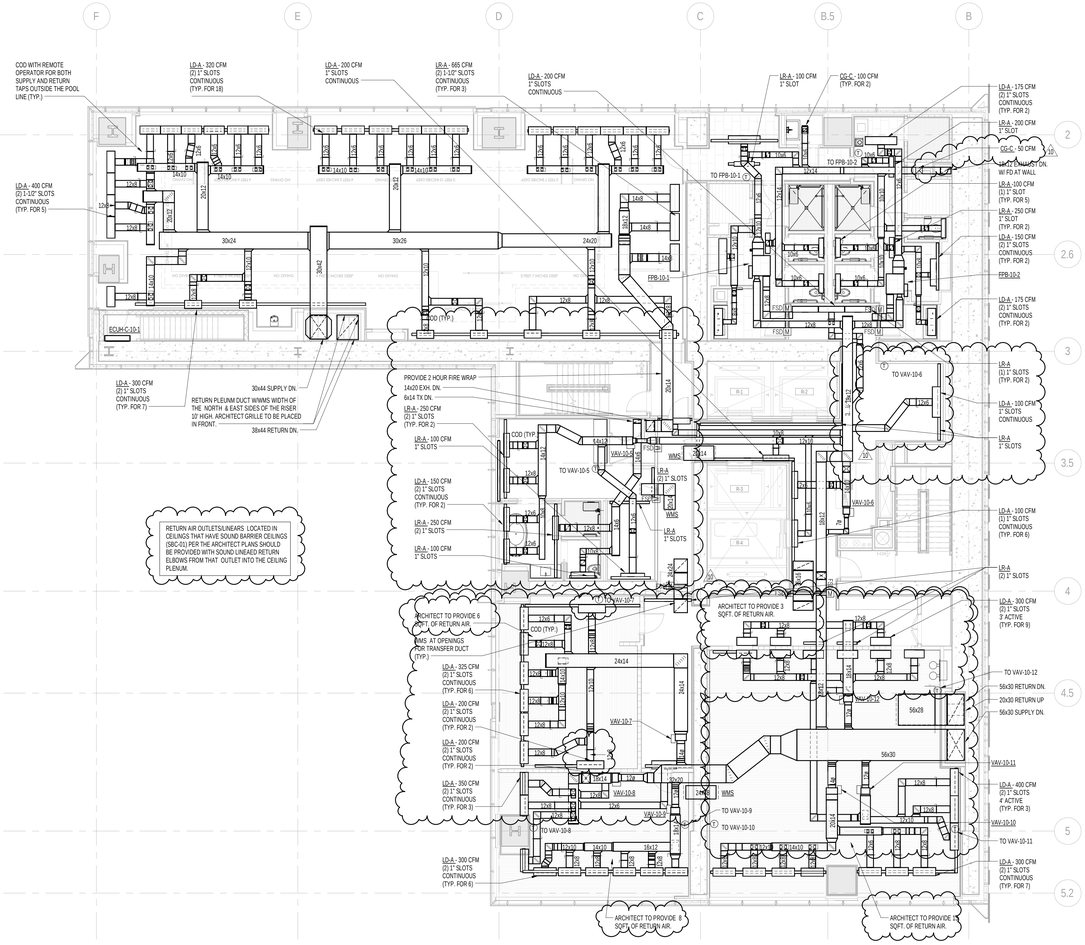


1 10th FLOOR PLAN

SCALE: 1/8" = 1'-0"

KEY PLAN:

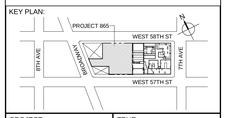


PROJECT NORTH

TRUE NORTH

DEVELOPER:
***EXTELL DEVELOPMENT COMPANY***
805 THIRD AVENUE, 7TH FLOOR
New York, NY 10022 USA
TEL: 212 712 6000 FAX: 212 712 6100

DESIGN ARCHITECT: Base Building Shell & Core
***ADRIAN SMITH + GORDON GILL ARCHITECTURE***
111 WEST MONROE STREET SUITE 2300
CHICAGO IL 60603
TEL: 312 920 1888 FAX: 312 920 1775

INTERIOR DESIGNER: Residential
***Rottet Architecture and Design Studio, PLLC***
298 Fifth Ave, 7th Floor
New York, NY 10001
TEL: 646 998 7000 FAX:

ARCHITECT OF RECORD:Base Building Shell, Core, & Residential
***AAI ARCHITECTS, P.C.***
401 Wellington St. W., 3rd Floor
Toronto, ON M5V 1E7 Canada
TEL: 416 967 1500 FAX: 416 967 7150

STRUCTURAL ENGINEERS:
***WSP CANTOR SEINUK***
228 EAST 45th Street
New York, NY 10017 USA
TEL: 212 687 9888 FAX: 646 487 5501

MEP ENGINEERS:
***AKF GROUP***
One Liberty Plaza, 165 Broadway, 22nd Floor
New York, NY 10006 USA
TEL: 212 354 5656 FAX: 212 354 5668

GEOTECHNICAL ENGINEERS:
***Langan Engineering & Environmental Services***
21 Penn Plaza - 360 West 31st Street, 8th Floor
New York, NY 10001-2727
TEL: 212 479 5400 FAX: 212 479 5444

CODE CONSULTANTS:
***Construction Consulting Associates***
100 Church Street
New York, NY 10007
TEL: 212 385 1818 FAX: 212 385 1911

CURTAINWALL CONSULTANT:
***AJLP Consulting***
40 Worth Street. Suite 826
New York, NY 10013
TEL: 212 757 5659 FAX: 646 219 8508

LANDMARK/PRESERVATION CONSULTANT:
***Jan Hird Pokorny Associates, Inc.***
39 West 37th Street, 12A
New York, NY 10018
TEL: 212 759 6462 FAX: 212 759 6540

| No. | DESCRIPTION | DATE |
|---|---|---|
| 1 | ISSUED FOR SCHEMATIC DESIGN | 04 APR 2014 |
| 2 | ISSUED FOR DESIGN DEVELOPMENT | 01 JUL 2014 |
| 3 | ISSUED FOR DESIGN DEVELOPMENT | 31 JUL 2014 |
| 4 | CD PROGRESS ISSUE 1 | 15 OCT 2014 |
| 5 | ISSUED FOR BID - MECHANICAL | 15 OCT 2014 |
| 6 | DOB SUBMISSION | 19 DEC 2014 |
| 7 | CD PROGRESS ISSUE 3 | 09 MAR 2015 |
| 8 | CD PROGRESS ISSUE 5 | 10 AUG 2015 |
| 9 | DOB AMENDMENT 2 | 18 SEP 2015 |
| 10 | CD PROGRESS ISSUE 6 | 02 NOV 2015 |
| 11 | CD PROGRESS ISSUE 7 | 29 JAN 2016 |
| 12 | CD PROGRESS ISSUE 8 - GMP SET | 18 MAR 2016 |
| 13 | DOB AMENDMENT 3 | 03 OCT 2016 |

0 4' - 0" 8' - 0" 16' - 0"

Discrepancies must be reported immediately to the Architect before proceeding. Only figured dimensions are to be used. Contractors must check all dimensions on site. This drawing is protected by copyright.

ALL DIMENSIONS ARE SHOWN IN IMPERIAL.

CONSULTANT:
AKF
ONE LIBERTY PLAZA, 165 BROADWAY, 22nd FLOOR
NEW YORK, NY 10006
T: 212.354.5656 F: 212.354.5668
Atlanta / Boise / Mexico City / Minneapolis / New York
Philadelphia / Houston / Fairfax / Rockville / Stamford

PROJECT:
**217 WEST 57TH STREET**
NEW YORK, NY

DRAWING TITLE:
MECHANICAL
10th FLOOR PLAN - DUCTWORK
(MFD-16th FLOOR)

SEAL & SIGNATURE:

STATE OF NEW YORK · PHILIP H. SCHNEIDER · 045 · LICENSED PROFESSIONAL ENGINEER

| | |
|---|---|
| DATE: | 04/04/14 |
| PROJECT No: | Y130747-000 |
| DRAWN: RC/AZ | REV: |
| CHK: PHS | 13 |
| SCALE: 1/8" = 1'-0" | |
| DWG No: | M-115.02 |
| DOB PAGE No: | 16 of 132 |

DOB EMPLOYEE STAMP:

DOB B-SCAN:

FILE NAME:
PLOT DATE: 10/17/2016 4:28:53 PM

DEPT OF BLDGS 121263625 Job Number
E3195004253 Scan Code

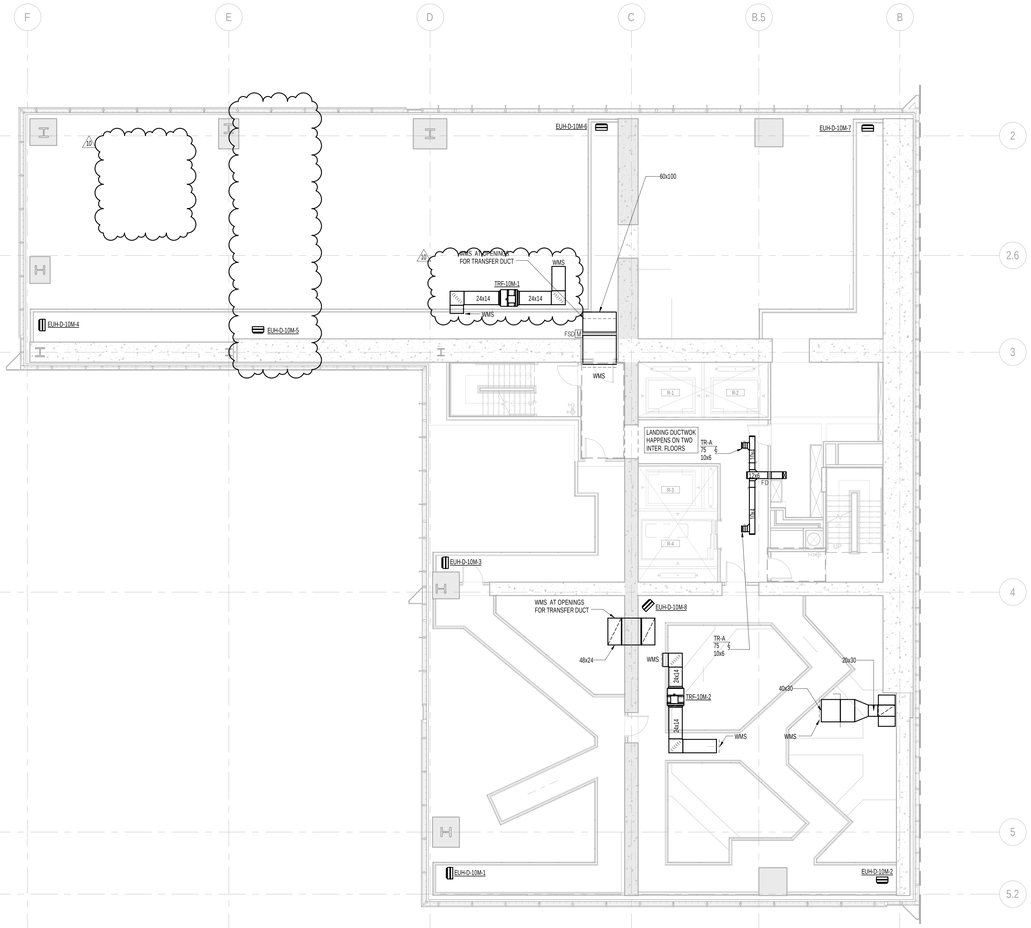


1 10th FLOOR INTERMEDIATE 1
SCALE: 1/8" = 1'-0"



KEY PLAN:

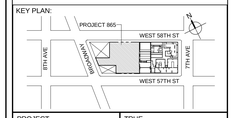


PROJECT NORTH

TRUE NORTH

DEVELOPER:
***EXTELL DEVELOPMENT COMPANY***
805 THIRD AVENUE, 7TH FLOOR
New York, NY 10022 USA
TEL: 212 712 6000 FAX: 212 712 6100

DESIGN ARCHITECT: Base Building Shell & Core
***ADRIAN SMITH + GORDON GILL ARCHITECTURE***
111 WEST MONROE STREET SUITE 2300
CHICAGO IL 60603
TEL: 312 920 1888 FAX: 312 920 1775

INTERIOR DESIGNER: Residential
***Rottet Architecture and Design Studio, PLLC***
298 Fifth Ave, 7th Floor
New York, NY 10001
TEL: 646 998 7000 FAX:

ARCHITECT OF RECORD:Base Building Shell, Core, & Residential
***AAI ARCHITECTS, P.C.***
401 Wellington St. W., 3rd Floor
Toronto, ON M5V 1E7 Canada
TEL: 416 967 1500 FAX: 416 967 7150

STRUCTURAL ENGINEERS:
***WSP CANTOR SEINUK***
228 EAST 45th Street
New York, NY 10017 USA
TEL: 212 687 9888 FAX: 646 487 5501

MEP ENGINEERS:
***AKF GROUP***
One Liberty Plaza, 165 Broadway, 22nd Floor
New York, NY 10006 USA
TEL: 212 354 5656 FAX: 212 354 5668

GEOTECHNICAL ENGINEERS:
***Langan Engineering & Environmental Services***
21 Penn Plaza - 360 West 31st Street, 8th Floor
New York, NY 10001-2727
TEL: 212 479 5400 FAX: 212 479 5444

CODE CONSULTANTS:
***Construction Consulting Associates***
100 Church Street
New York, NY 10007
TEL: 212 385 1818 FAX: 212 385 1911

CURTAINWALL CONSULTANT:
***AJLP Consulting***
40 Worth Street. Suite 826
New York, NY 10013
TEL: 212 757 5659 FAX: 646 219 8508

LANDMARK/PRESERVATION CONSULTANT:
***Jan Hird Pokorny Associates, Inc.***
39 West 37th Street, 12A
New York, NY 10018
TEL: 212 759 6462 FAX: 212 759 6540

| No. | DESCRIPTION | DATE |
|---|---|---|
| 1 | ISSUED FOR SCHEMATIC DESIGN | 04 APR 2014 |
| 2 | ISSUED FOR DESIGN DEVELOPMENT | 01 JUL 2014 |
| 3 | ISSUED FOR DESIGN DEVELOPMENT | 31 JUL 2014 |
| 4 | CD PROGRESS ISSUE 1 | 15 OCT 2014 |
| 5 | ISSUED FOR BID - MECHANICAL | 15 OCT 2014 |
| 6 | DOB SUBMISSION | 19 DEC 2014 |
| 7 | CD PROGRESS ISSUE 3 | 09 MAR 2015 |
| 8 | CD PROGRESS ISSUE 5 | 10 AUG 2015 |
| 9 | DOB AMENDMENT 2 | 18 SEP 2015 |
| 10 | CD PROGRESS ISSUE 6 | 02 NOV 2015 |
| 11 | CD PROGRESS ISSUE 7 | 29 JAN 2016 |
| 12 | CD PROGRESS ISSUE 8 - GMP SET | 18 MAR 2016 |
| 13 | DOB AMENDMENT 3 | 03 OCT 2016 |

0 4'-0" 8'-0" 16'-0"

Discrepancies must be reported immediately to the Architect before proceeding. Only figured dimensions are to be used. Contractors must check all dimensions on site. This drawing is protected by copyright.

ALL DIMENSIONS ARE SHOWN IN IMPERIAL.

CONSULTANT:
AKF
ONE LIBERTY PLAZA, 165 BROADWAY, 22nd FLOOR
NEW YORK, NY 10006
T: 212.354.5656 F: 212.354.5668
Arlington / Boston / Atlanta City / Minneapolis / New York
Philadelphia / Princeton / Fairfax / Rochester / Stamford

PROJECT:

**217 WEST 57TH STREET**

NEW YORK, NY

DRAWING TITLE:

MECHANICAL
10th FLOOR INTERMEDIATE 1 PLAN - DUCTWORK (MFD-17th FLOOR)

SEAL & SIGNATURE:

STATE OF NEW YORK · CHRISTOPHER H. MOLLOY · 081.070139 · LICENSED PROFESSIONAL ENGINEER

| | |
|---|---|
| DATE: | 04/04/14 |
| PROJECT No: | Y130747-000 |
| DRAWN: RC/AZ | REV: 13 |
| CHK: PHS | |
| SCALE: 1/8" = 1'-0" | |
| DWG No: | M-116.02 |
| DOB PAGE No: | 17 of 132 |

DOB EMPLOYEE STAMP:

DOB B-SCAN:

36" x 48" ANSI E SHEET SIZE
FILE NAME:
PLOT DATE: 10/19/2016 4:29:02 PM

DEPT OF BLDGS 121263635 Job Number
E302470972 Scan Code

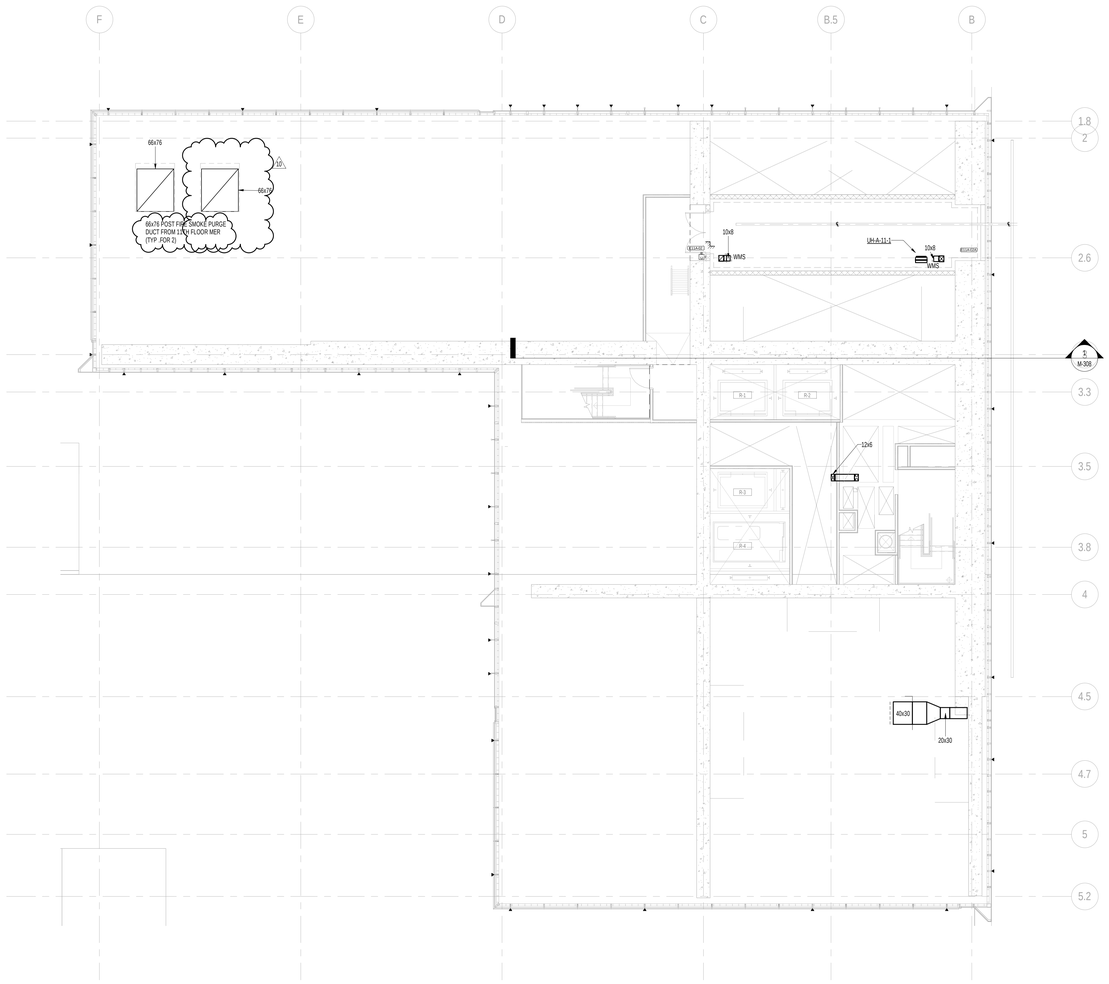


1 11th FLOOR BMU PLAN
SCALE: 1/8" = 1'-0"



KEY PLAN:

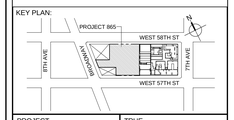


PROJECT NORTH

TRUE NORTH

DEVELOPER:
***EXTELL DEVELOPMENT COMPANY***
805 THIRD AVENUE, 7TH FLOOR
New York, NY 10022 USA
TEL: 212 712 6000 FAX: 212 712 6100

DESIGN ARCHITECT: Base Building Shell & Core
***ADRIAN SMITH + GORDON GILL ARCHITECTURE***
111 WEST MONROE STREET SUITE 2300
CHICAGO IL 60603
TEL: 312 920 1888 FAX: 312 920 1775

INTERIOR DESIGNER: Residential
***Rottet Architecture and Design Studio, PLLC***
298 Fifth Ave, 7th Floor
New York, NY 10001
TEL: 646 998 7000 FAX:

ARCHITECT OF RECORD:Base Building Shell, Core, & Residential
***AAI ARCHITECTS, P.C.***
401 Wellington St. W., 3rd Floor
Toronto, ON M5V 1E7 Canada
TEL: 416 967 1500 FAX: 416 967 7150

STRUCTURAL ENGINEERS:
***WSP CANTOR SEINUK***
228 EAST 45th Street
New York, NY 10017 USA
TEL: 212 687 9888 FAX: 646 487 5501

MEP ENGINEERS:
***AKF GROUP***
One Liberty Plaza, 165 Broadway, 22nd Floor
New York, NY 10006 USA
TEL: 212 354 5656 FAX: 212 354 5668

GEOTECHNICAL ENGINEERS:
***Langan Engineering & Environmental Services***
21 Penn Plaza - 360 West 31st Street, 8th Floor
New York, NY 10001-2727
TEL: 212 479 5400 FAX: 212 479 5444

CODE CONSULTANTS:
***Construction Consulting Associates***
100 Church Street
New York, NY 10007
TEL: 212 385 1818 FAX: 212 385 1911

CURTAINWALL CONSULTANT:
***AJLP Consulting***
40 Worth Street. Suite 826
New York, NY 10013
TEL: 212 757 5659 FAX: 646 219 8508

LANDMARK/PRESERVATION CONSULTANT:
***Jan Hird Pokorny Associates, Inc.***
39 West 37th Street, 12A
New York, NY 10018
TEL: 212 759 6462 FAX: 212 759 6540

| No. | DESCRIPTION | DATE |
|---|---|---|
| 1 | ISSUED FOR SCHEMATIC DESIGN | 04 APR 2014 |
| 2 | ISSUED FOR DESIGN DEVELOPMENT | 01 JUL 2014 |
| 3 | ISSUED FOR DESIGN DEVELOPMENT | 31 JUL 2014 |
| 4 | CD PROGRESS ISSUE 1 | 15 OCT 2014 |
| 5 | ISSUED FOR BID - MECHANICAL | 15 OCT 2014 |
| 6 | DOB SUBMISSION | 19 DEC 2014 |
| 7 | CD PROGRESS ISSUE 4 | 01 JUN 2015 |
| 8 | CD PROGRESS ISSUE 5 | 10 AUG 2015 |
| 9 | DOB AMENDMENT 2 | 18 SEP 2015 |
| 10 | CD PROGRESS ISSUE 6 | 02 NOV 2015 |
| 11 | CD PROGRESS ISSUE 7 | 29 JAN 2016 |
| 12 | CD PROGRESS ISSUE 8 - GMP SET | 18 MAR 2016 |
| 13 | DOB AMENDMENT 3 | 03 OCT 2016 |

0 4' - 0" 8' - 0" 16' - 0"

Discrepancies must be reported immediately to the Architect before proceeding. Only figured dimensions are to be used. Contractors must check all dimensions on site. This drawing is protected by copyright.

ALL DIMENSIONS ARE SHOWN IN IMPERIAL.

CONSULTANT:
AKF
ONE LIBERTY PLAZA, 165 BROADWAY, 22nd FLOOR
NEW YORK, NY 10006
T: 212.354.5656 F: 212.354.5668
Arlington / Boise / Mexico City / Minneapolis / New York
Philadelphia / Houston / Toronto / Rochester / Rochester

PROJECT:

**217 WEST 57TH STREET**

NEW YORK, NY

DRAWING TITLE:

MECHANICAL
11th FLOOR BMU PLAN - DUCTWORK
(MFD-19th FLOOR)

SEAL & SIGNATURE:

STATE OF NEW YORK · REGISTERED · PHILIP H. SCHWARTZ · NO. 039158 · LICENSED PROFESSIONAL ENGINEER

| | |
|---|---|
| DATE: | 04/04/14 |
| PROJECT No: | Y130747-000 |
| DRAWN: RC/AZ | REV: 13 |
| CHK: PHS | |
| SCALE: 1/8" = 1'-0" | |
| DWG No: | M-118.02 |
| DOB PAGE No: | 18 of 132 |

DOB EMPLOYEE STAMP:

DOB B-SCAN:

FILE NAME:
PLOT DATE: 10/10/2016 4:29:12 PM
36" x 48" ANSI E SHEET SIZE

DEPT OF BLDGS 421268426 Job Number
E301639723 Scan Code

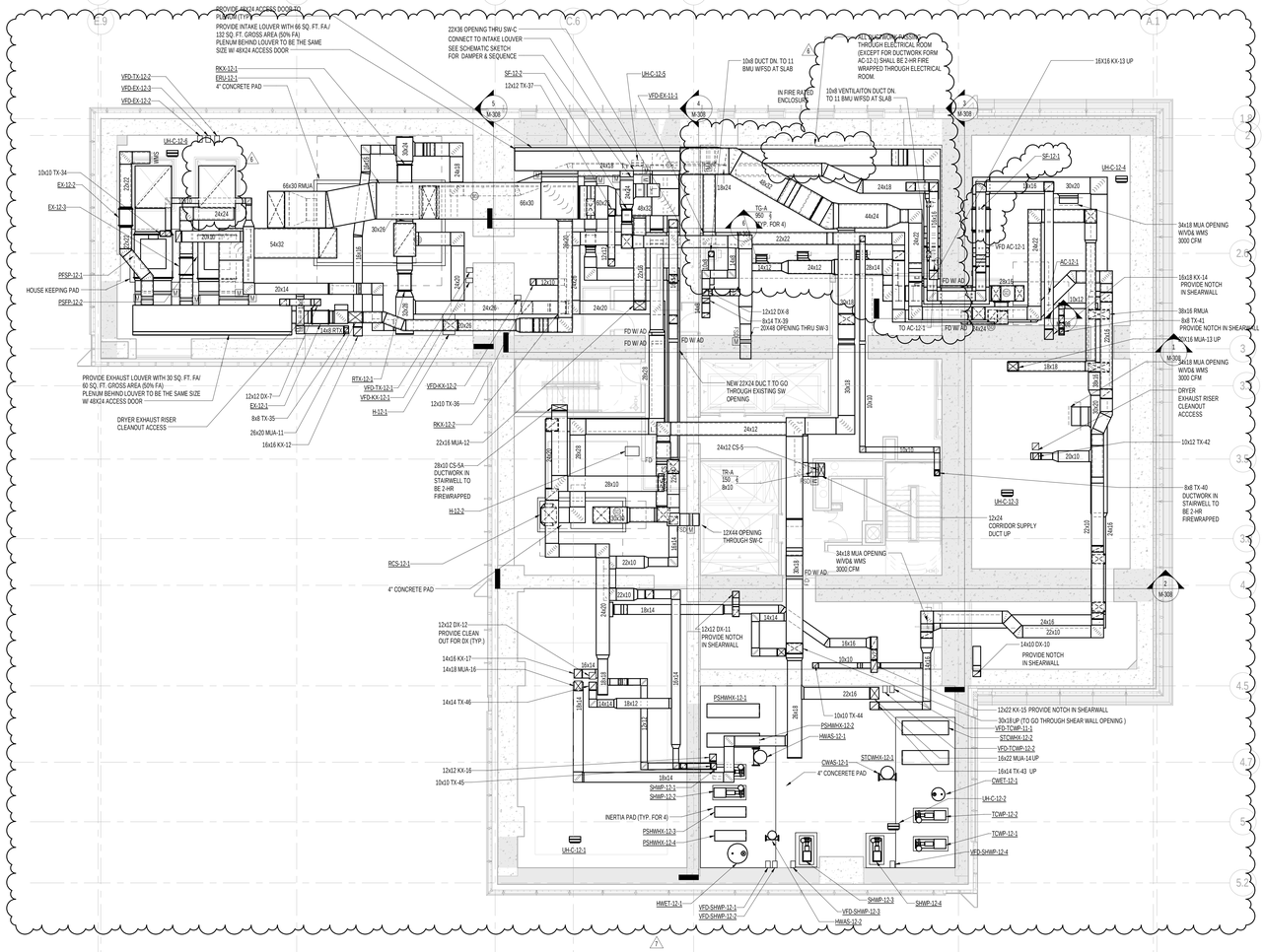


1 12th FLOOR PLAN
SCALE: 1/8" = 1'-0"

KEY PLAN:

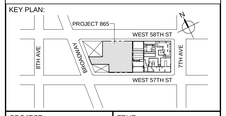


PROJECT NORTH | TRUE NORTH

DEVELOPER:
***EXTELL DEVELOPMENT COMPANY***
805 THIRD AVENUE, 7TH FLOOR
New York, NY 10022 USA
TEL: 212 712 6000 FAX: 212 712 6100

DESIGN ARCHITECT: Base Building Shell & Core
***ADRIAN SMITH + GORDON GILL ARCHITECTURE***
111 WEST MONROE STREET SUITE 2300
CHICAGO IL 60603
TEL: 312 920 1888 FAX: 312 920 1775

INTERIOR DESIGNER: Residential
***Rottet Architecture and Design Studio, PLLC***
298 Fifth Ave, 7th Floor
New York, NY 10001
TEL: 646 998 7000 FAX:

ARCHITECT OF RECORD:Base Building Shell, Core, & Residential
***AAI ARCHITECTS, P.C.***
401 Wellington St. W., 3rd Floor
Toronto, ON M5V 1E7 Canada
TEL: 416 967 1500 FAX: 416 967 7150

STRUCTURAL ENGINEERS:
***WSP CANTOR SEINUK***
228 EAST 45th Street
New York, NY 10017 USA
TEL: 212 687 9888 FAX: 646 487 5501

MEP ENGINEERS:
***AKF GROUP***
One Liberty Plaza, 165 Broadway, 22nd Floor
New York, NY 10006 USA
TEL: 212 354 5656 FAX: 212 354 5668

GEOTECHNICAL ENGINEERS:
***Langan Engineering & Environmental Services***
21 Penn Plaza - 360 West 31st Street, 8th Floor
New York, NY 10001-2727
TEL: 212 479 5400 FAX: 212 479 5444

CODE CONSULTANTS:
***Construction Consulting Associates***
100 Church Street
New York, NY 10007
TEL: 212 385 1818 FAX: 212 385 1911

CURTAINWALL CONSULTANT:
***AJLP Consulting***
40 Worth Street. Suite 826
New York, NY 10013
TEL: 212 757 5659 FAX: 646 219 8508

LANDMARK/PRESERVATION CONSULTANT:
***Jan Hird Pokorny Associates, Inc.***
39 West 37th Street, 12A
New York, NY 10018
TEL: 212 759 6462 FAX: 212 759 6540

| No. | DESCRIPTION | DATE |
|---|---|---|
| 1 | DOB SUBMISSION | 19 DEC 2014 |
| 2 | CD PROGRESS ISSUE 3 | 09 MAR 2015 |
| 3 | CD PROGRESS ISSUE 4 | 01 JUN 2015 |
| 4 | CD PROGRESS ISSUE 5 | 10 AUG 2015 |
| 5 | DOB AMENDMENT 2 | 18 SEP 2015 |
| 6 | CD PROGRESS ISSUE 6 | 02 NOV 2015 |
| 7 | CD PROGRESS ISSUE 7 | 29 JAN 2016 |
| 8 | CD PROGRESS ISSUE 8 - GMP SET | 18 MAR 2016 |
| 9 | CD BULLETIN ISSUE 7 | 14 SEPT 2016 |
| 10 | DOB AMENDMENT 3 | 03 OCT 2016 |

0 4'-0" 8'-0" 16'-0"

Discrepancies must be reported immediately to the Architect before proceeding. Only figured dimensions are to be used. Contractors must check all dimensions on site. This drawing is protected by copyright.

ALL DIMENSIONS ARE SHOWN IN IMPERIAL.

CONSULTANT:
A|K F
ONE LIBERTY PLAZA, 165 BROADWAY, 22nd FLOOR
NEW YORK, NY 10006
T: 212.354.5656 F: 212.354.5668
Arlington / Boston / Mexico City / Minneapolis / New York
Philadelphia / Princeton / Tucson / Rochester / Stamford

PROJECT:
**217 WEST 57TH STREET**
NEW YORK, NY

DRAWING TITLE:
MECHANICAL
12th FLOOR PLAN - DUCTWORK
(MFD-20th FLOOR)

SEAL & SIGNATURE:

| | |
|---|---|
| DATE: | 12/08/14 |
| PROJECT No: | Y130747-000 |
| DRAWN: RC/AZ | REV: 10 |
| CHK: PHS | |
| SCALE: 1/8" = 1'-0" | |
| DWG No: | **M-119.02** |
| DOB PAGE No: | 19 of 132 |

DOB EMPLOYEE STAMP:

DOB B-SCAN:

36" x 48" ANSI E SHEET SIZE
FILE NAME:
PLOT DATE: 10/19/2016 4:29:31 PM

DEPT OF BLDGS 121326426 Job Number
E324736260 Scan Code

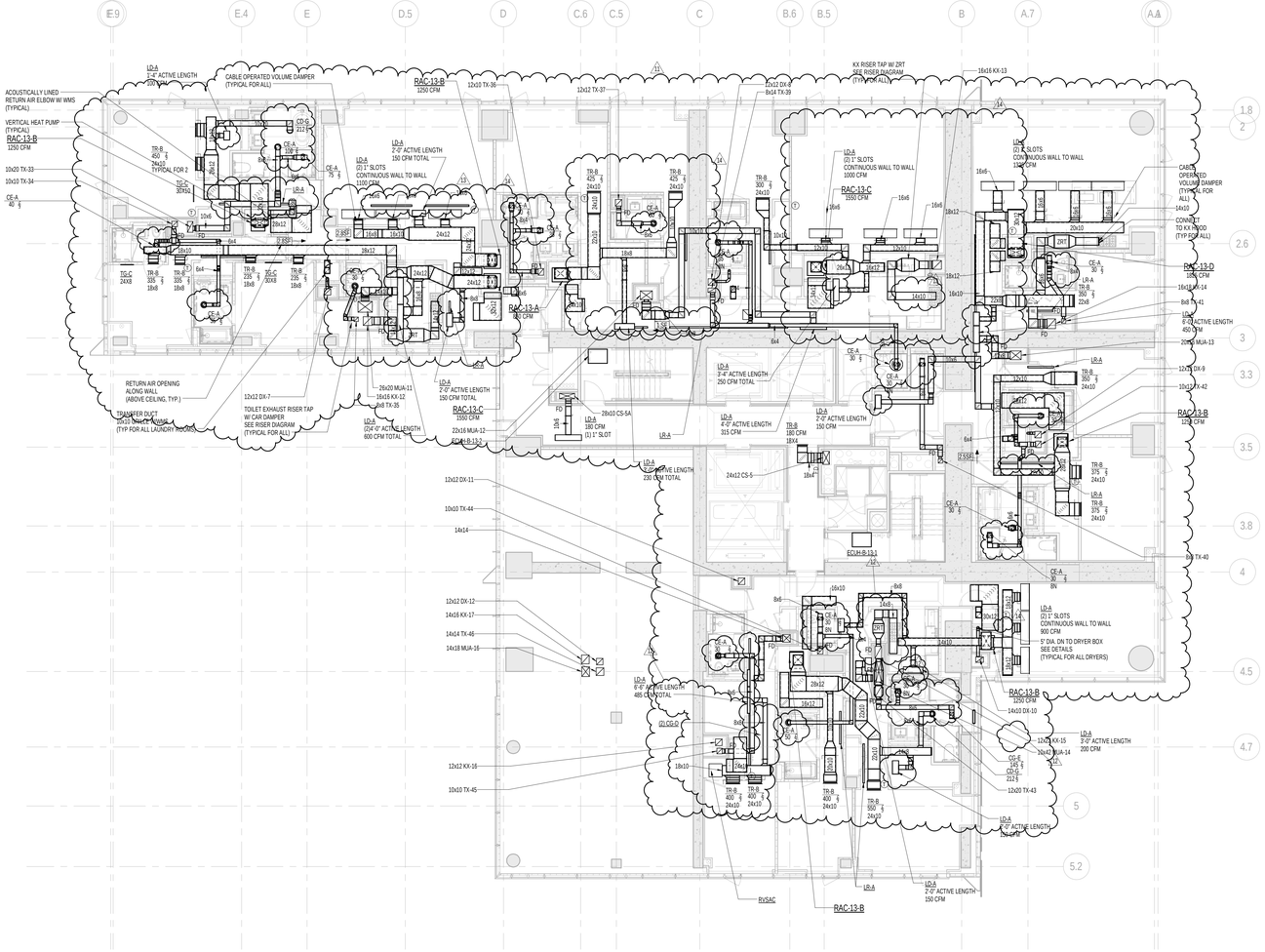


1 13th FLOOR PLAN
SCALE: 1/8" = 1'-0"

NOTE

1. ALL ARCHITECTURAL RETURN AIR OPENINGS IN MILLWORK ETC. SHALL BE BASED ON (2)1" SLOT LINEARS SIMILAR TO LR-A'S BASED ON RETURN FREE AREA NOTED. REFER TO ARCHITECTURAL PLANS FOR LOCATIONS.
2. REFER TO ARCHITECTURAL PLANS FOR EXACTL LOCATIONS OF ALL DEVICES AND AIR OUTLETS.
3. REFER TO RISER DIAGRAMS AND DETAILS FOR ALL DEVICES AND TYPES SHOWN ON MECHANICAL DRAWINGS.



KEY PLAN:

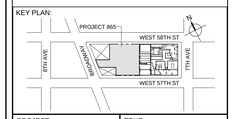


PROJECT NORTH

TRUE NORTH

DEVELOPER:
***EXTELL DEVELOPMENT COMPANY***
805 THIRD AVENUE, 7TH FLOOR
New York, NY 10022 USA
TEL: 212 712 6000 FAX: 212 712 6100

DESIGN ARCHITECT: Base Building Shell & Core
***ADRIAN SMITH + GORDON GILL ARCHITECTURE***
111 WEST MONROE STREET SUITE 2300
CHICAGO IL 60603
TEL: 312 920 1888 FAX: 312 920 1775

INTERIOR DESIGNER: Residential
***Rottet Architecture and Design Studio, PLLC***
298 Fifth Ave, 7th Floor
New York, NY 10001
TEL: 646 998 7000 FAX:

ARCHITECT OF RECORD:Base Building Shell, Core, & Residential
***AAI ARCHITECTS, P.C.***
401 Wellington St. W., 3rd Floor
Toronto, ON M5V 1E7 Canada
TEL: 416 967 1500 FAX: 416 967 7150

STRUCTURAL ENGINEERS:
***WSP CANTOR SEINUK***
228 EAST 45th Street
New York, NY 10017 USA
TEL: 212 687 9888 FAX: 646 487 5501

MEP ENGINEERS:
***AKF GROUP***
One Liberty Plaza, 165 Broadway, 22nd Floor
New York, NY 10006 USA
TEL: 212 354 5656 FAX: 212 354 5668

GEOTECHNICAL ENGINEERS:
***Langan Engineering & Environmental Services***
21 Penn Plaza - 360 West 31st Street, 8th Floor
New York, NY 10001-2727
TEL: 212 479 5400 FAX: 212 479 5444

CODE CONSULTANTS:
***Construction Consulting Associates***
100 Church Street
New York, NY 10007
TEL: 212 385 1818 FAX: 212 385 1911

CURTAINWALL CONSULTANT:
***AJLP Consulting***
40 Worth Street. Suite 826
New York, NY 10013
TEL: 212 757 5659 FAX: 646 219 8508

LANDMARK/PRESERVATION CONSULTANT:
***Jan Hird Pokorny Associates, Inc.***
39 West 37th Street, 12A
New York, NY 10018
TEL: 212 759 6462 FAX: 212 759 6540

| No. | DESCRIPTION | DATE |
|---|---|---|
| 1 | ISSUED FOR SCHEMATIC DESIGN | 04 APR 2014 |
| 2 | ISSUED FOR DESIGN DEVELOPMENT | 01 JUL 2014 |
| 3 | ISSUED FOR DESIGN DEVELOPMENT | 31 JUL 2014 |
| 4 | CD PROGRESS ISSUE 1 | 15 OCT 2014 |
| 5 | ISSUED FOR BID - MECHANICAL | 15 OCT 2014 |
| 6 | DOB SUBMISSION | 19 DEC 2014 |
| 7 | CD PROGRESS ISSUE 3 | 09 MAR 2015 |
| 8 | CD PROGRESS ISSUE 4 | 01 JUN 2015 |
| 9 | CD PROGRESS ISSUE 5 | 10 AUG 2015 |
| 10 | DOB AMENDMENT 2 | 18 SEP 2015 |
| 11 | CD PROGRESS ISSUE 6 | 02 NOV 2015 |
| 12 | CD PROGRESS ISSUE 7 | 29 JAN 2016 |
| 13 | CD PROGRESS ISSUE 8 - GMP SET | 18 MAR 2016 |
| 14 | CD BULLETIN ISSUE 4 | 15 JUL 2016 |
| 15 | DOB AMENDMENT 3 | 03 OCT 2016 |

0 4' - 0" 8' - 0" 16' - 0"

Discrepancies must be reported immediately to the Architect before proceeding. Only figured dimensions are to be used. Contractors must check all dimensions on site. This drawing is protected by copyright.

ALL DIMENSIONS ARE SHOWN IN IMPERIAL.

CONSULTANT:
AKF
ONE LIBERTY PLAZA, 165 BROADWAY, 22nd FLOOR
NEW YORK, NY 10006
T: 212.354.5656 F: 212.354.5668
Atlanta / Boise / Metro Dc / Minneapolis / New York
Philadelphia / Houston / Austin / Rochester / Stamford

PROJECT:
**217 WEST 57TH STREET**
NEW YORK, NY

DRAWING TITLE:
MECHANICAL
13th FLOOR PLAN - DUCTWORK
(MFD-32nd FLOOR)

SEAL & SIGNATURE:

| | |
|---|---|
| DATE: | 04/04/14 |
| PROJECT No: | Y130747-000 |
| DRAWN: RC/AZ | REV: 15 |
| CHK: PHS | |
| SCALE: As indicated | |
| DWG No: | M-120.02 |
| DOB PAGE No: | 20 of 132 |

DOB EMPLOYEE STAMP:

DOB B-SCAN:

36" x 48" ANSI E SHEET SIZE
FILE NAME:
PLOT DATE: 10/19/2016 4:29:57 PM

DEPT OF BLDGS 121282626 Job Number
E350671045 Scan Code

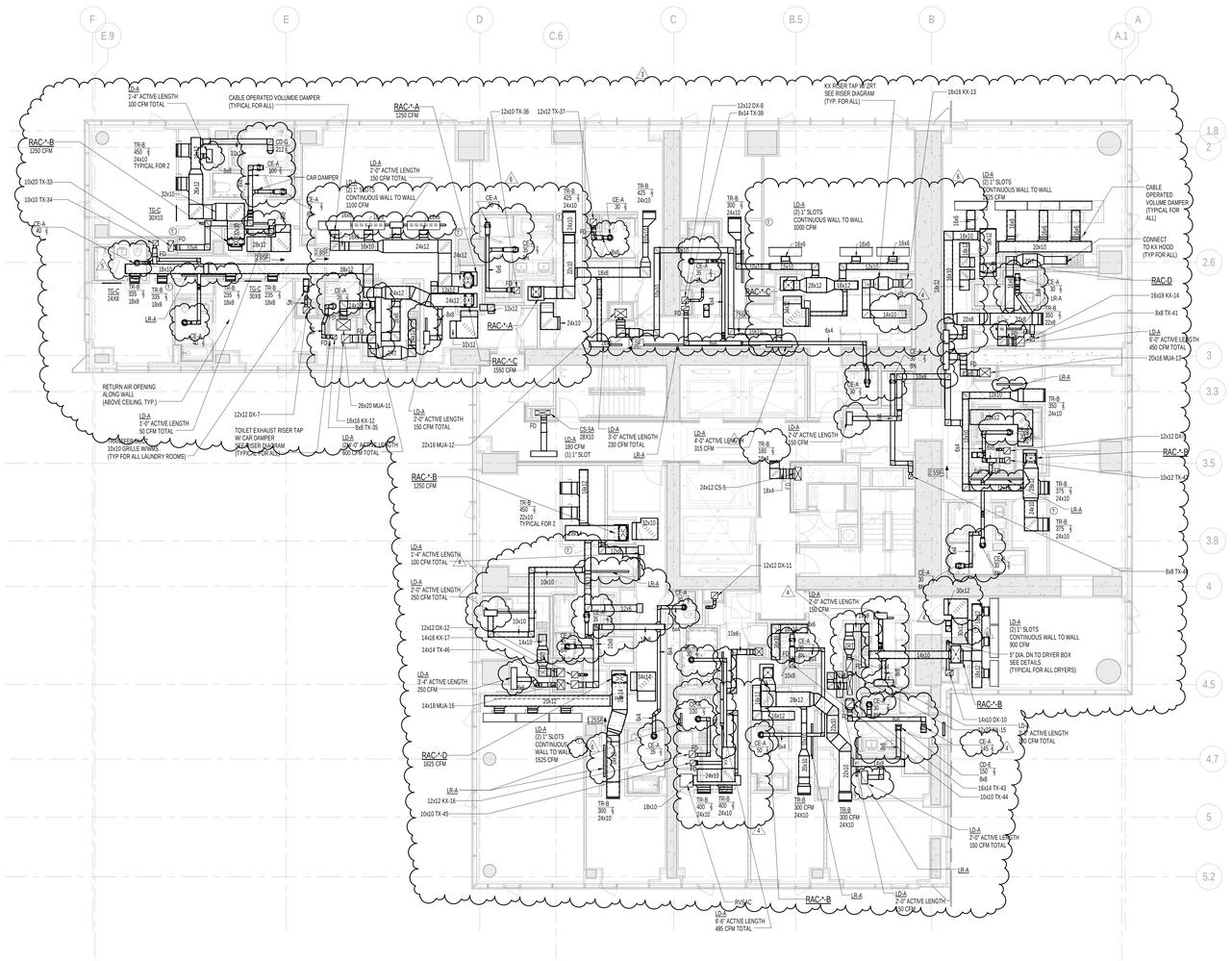


1 TYPICAL 14th-18th FLOOR PLANS

SCALE: 1/8" = 1'-0"

NOTE:

1. ALL ARCHITECTURAL RETURN AIR OPENINGS IN MILLWORK ETC. SHALL BE BASED ON (2) 1" SLOT LINEARS SIMILAR TO LR-A'S BASED ON RETURN FREE AREA. NOTED. REFER TO ARCHITECTURAL PLANS FOR LOCATIONS.
2. REFER TO ARCHITECTURAL PLANS FOR EXACTL LOCATIONS OF ALL DEVICES AND AIR OUTLETS.
3. REFER TO RISER DIAGRAMS AND DETAILS FOR ALL DEVICES AND TYPES SHOWN ON MECHANICAL DRAWINGS.



KEY PLAN:

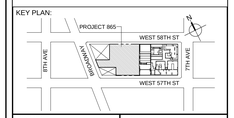


PROJECT NORTH

TRUE NORTH

DEVELOPER:
***EXTELL DEVELOPMENT COMPANY***
805 THIRD AVENUE, 7TH FLOOR
New York, NY 10022 USA
TEL: 212 712 6000 FAX: 212 712 6100

DESIGN ARCHITECT: Base Building Shell & Core
***ADRIAN SMITH + GORDON GILL ARCHITECTURE***
111 WEST MONROE STREET SUITE 2300
CHICAGO IL 60603
TEL: 312 920 1888 FAX: 312 920 1775

INTERIOR DESIGNER: Residential
***Rottet Architecture and Design Studio, PLLC***
298 Fifth Ave, 7th Floor
New York, NY 10001
TEL: 646 998 7000 FAX:

ARCHITECT OF RECORD:Base Building Shell, Core, & Residential
***AAI ARCHITECTS, P.C.***
401 Wellington St. W., 3rd Floor
Toronto, ON M5V 1E7 Canada
TEL: 416 967 1500 FAX: 416 967 7150

STRUCTURAL ENGINEERS:
***WSP CANTOR SEINUK***
228 EAST 45th Street
New York, NY 10017 USA
TEL: 212 687 9888 FAX: 646 487 5501

MEP ENGINEERS:
***AKF GROUP***
One Liberty Plaza, 165 Broadway, 22nd Floor
New York, NY 10006 USA
TEL: 212 354 5656 FAX: 212 354 5668

GEOTECHNICAL ENGINEERS:
***Langan Engineering & Environmental Services***
21 Penn Plaza - 360 West 31st Street, 8th Floor
New York, NY 10001-2727
TEL: 212 479 5400 FAX: 212 479 5444

CODE CONSULTANTS:
***Construction Consulting Associates***
100 Church Street
New York, NY 10007
TEL: 212 385 1818 FAX: 212 385 1911

CURTAINWALL CONSULTANT:
***AJLP Consulting***
40 Worth Street. Suite 826
New York, NY 10013
TEL: 212 757 5659 FAX: 646 219 8508

LANDMARK/PRESERVATION CONSULTANT:
***Jan Hird Pokorny Associates, Inc.***
39 West 37th Street, 12A
New York, NY 10018
TEL: 212 759 6462 FAX: 212 759 6540

| No. | DESCRIPTION | DATE |
|---|---|---|
| 1 | CD PROGRESS ISSUE 5 | 10 AUG 2015 |
| 2 | DOB AMENDMENT 2 | 18 SEP 2015 |
| 3 | CD PROGRESS ISSUE 6 | 02 NOV 2015 |
| 4 | CD PROGRESS ISSUE 7 | 29 JAN 2016 |
| 5 | CD PROGRESS ISSUE 8 - GMP SET | 18 MAR 2016 |
| 6 | CD BULLETIN ISSUE 4 | 15 JUL 2016 |
| 7 | DOB AMENDMENT 3 | 03 OCT 2016 |

0 4'-0" 8'-0" 16'-0"

Discrepancies must be reported immediately to the Architect before proceeding. Only figured dimensions are to be used. Contractors must check all dimensions on site. This drawing is protected by copyright.

ALL DIMENSIONS ARE SHOWN IN IMPERIAL.

CONSULTANT:
AKF
ONE LIBERTY PLAZA, 165 BROADWAY, 22nd FLOOR
NEW YORK, NY 10006
T: 212.354.5656 F: 212.354.5668
Atlanta • Berlin • Beijing • Dallas • Frankfurt • Hong Kong • Los Angeles • London • Munich • Paris • Shanghai • Singapore • Washington

PROJECT:
**217 WEST 57TH STREET**
NEW YORK, NY

DRAWING TITLE:
MECHANICAL
14th FLOOR PLAN - DUCTWORK
(TYPICAL 14th-18th FLOORS)
(MFD-33rd-37th FLOOR)

SEAL & SIGNATURE:

| | |
|---|---|
| DATE: | 08/05/15 |
| PROJECT No: | Y130747-000 |
| DRAWN: AZ | REV: |
| CHK: PHS | 7 |
| SCALE: As indicated | |
| DWG No: | M-121.02 |
| DOB PAGE No: | 21 of 132 |

DOB EMPLOYEE STAMP:

DOB B-SCAN:

36" x 48" ANSI E SHEET SIZE
FILE NAME:
PLOT DATE: 10/19/2016 4:30:05 PM

DEPT OF BLDGS 421263426 Job Number
E357 / 395364840 Scan Code

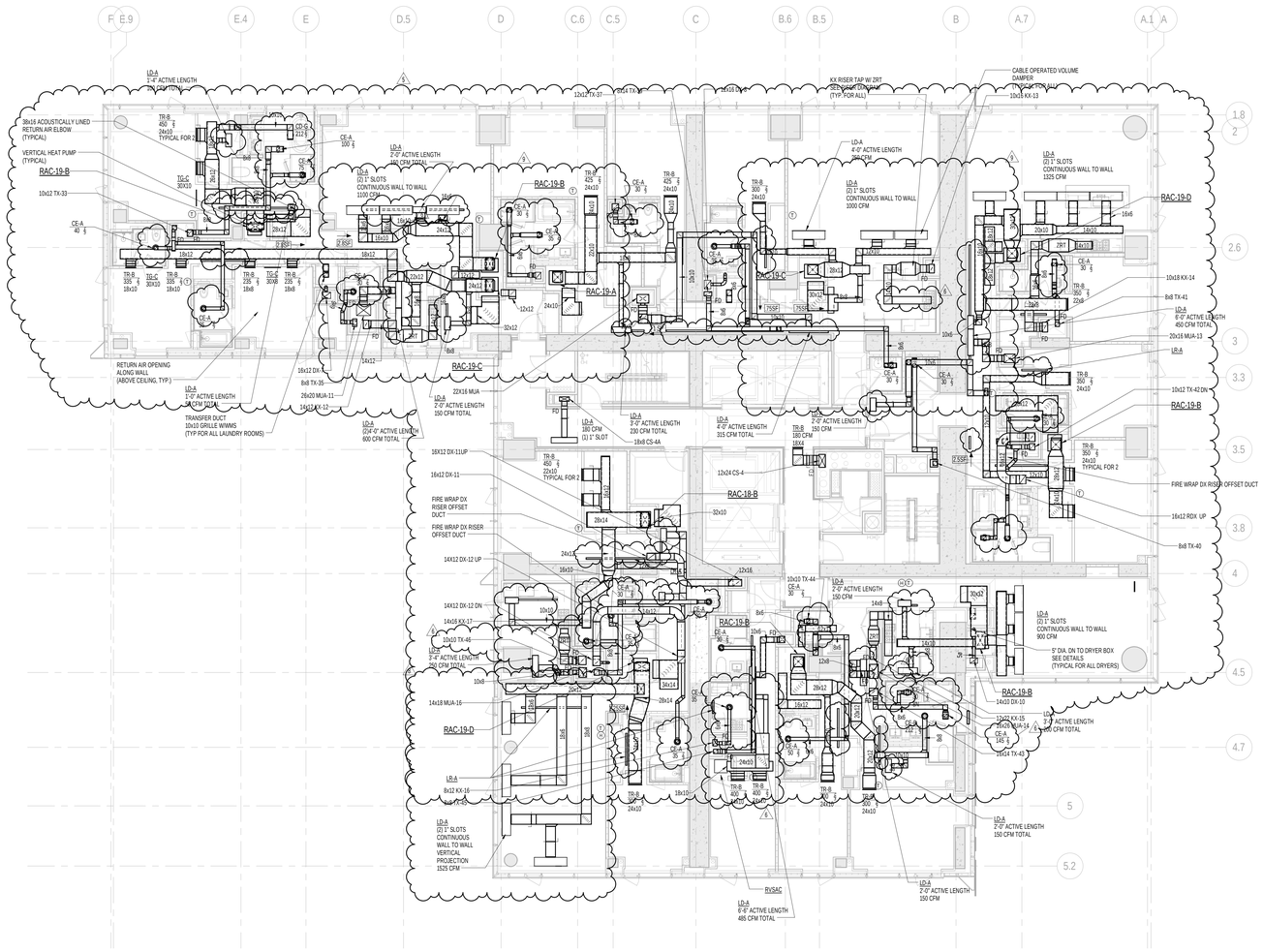


1 19th FLOOR PLAN
SCALE: 1/8" = 1'-0"

NOTE:

1. ALL ARCHITECTURAL RETURN AIR OPENINGS IN MILLWORK ETC. SHALL BE BASED ON (2)1" SLOT LINEARS SIMILAR TO LR-4'S BASED ON RETURN FREE AREA NOTED. REFER TO ARCHITECTURAL PLANS FOR LOCATIONS.
2. REFER TO ARCHITECTURAL PLANS FOR EXACTL LOCATIONS OF ALL DEVICES AND AIR OUTLETS.
3. REFER TO RISER DIAGRAMS AND DETAILS FOR ALL DEVICES AND TYPES SHOWN ON MECHANICAL DRAWINGS.

KEY PLAN:

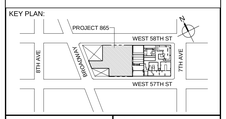


PROJECT NORTH

TRUE NORTH

DEVELOPER:
***EXTELL DEVELOPMENT COMPANY***
805 THIRD AVENUE, 7TH FLOOR
New York, NY 10022 USA
TEL: 212 712 6000 FAX: 212 712 6100

DESIGN ARCHITECT: Base Building Shell & Core
***ADRIAN SMITH + GORDON GILL ARCHITECTURE***
111 WEST MONROE STREET SUITE 2300
CHICAGO IL 60603
TEL: 312 920 1888 FAX: 312 920 1775

INTERIOR DESIGNER: Residential
***Rottet Architecture and Design Studio, PLLC***
298 Fifth Ave, 7th Floor
New York, NY 10001
TEL: 646 998 7000 FAX:

ARCHITECT OF RECORD:Base Building Shell, Core, & Residential
***AAI ARCHITECTS, P.C.***
401 Wellington St. W., 3rd Floor
Toronto, ON M5V 1E7 Canada
TEL: 416 967 1500 FAX: 416 967 7150

STRUCTURAL ENGINEERS:
***WSP CANTOR SEINUK***
228 EAST 45th Street
New York, NY 10017 USA
TEL: 212 687 9888 FAX: 646 487 5501

MEP ENGINEERS:
***AKF GROUP***
One Liberty Plaza, 165 Broadway, 22nd Floor
New York, NY 10006 USA
TEL: 212 354 5656 FAX: 212 354 5668

GEOTECHNICAL ENGINEERS:
***Langan Engineering & Environmental Services***
21 Penn Plaza - 360 West 31st Street, 8th Floor
New York, NY 10001-2727
TEL: 212 479 5400 FAX: 212 479 5444

CODE CONSULTANTS:
***Construction Consulting Associates***
100 Church Street
New York, NY 10007
TEL: 212 385 1818 FAX: 212 385 1911

CURTAINWALL CONSULTANT:
***AJLP Consulting***
40 Worth Street. Suite 826
New York, NY 10013
TEL: 212 757 5659 FAX: 646 219 8508

LANDMARK/PRESERVATION CONSULTANT:
***Jan Hird Pokorny Associates, Inc.***
39 West 37th Street, 12A
New York, NY 10018
TEL: 212 759 6462 FAX: 212 759 6540

| No. | DESCRIPTION | DATE |
|---|---|---|
| 1 | CD PROGRESS ISSUE 3 | 09 MAR 2015 |
| 2 | CD PROGRESS ISSUE 4 | 01 JUN 2015 |
| 3 | CD PROGRESS ISSUE 5 | 10 AUG 2015 |
| 4 | DOB AMENDMENT 2 | 18 SEP 2015 |
| 5 | CD PROGRESS ISSUE 6 | 02 NOV 2015 |
| 6 | CD PROGRESS ISSUE 7 | 29 JAN 2016 |
| 7 | CD PROGRESS ISSUE 8 - GMP SET | 18 MAR 2016 |
| 8 | CD BULLETIN ISSUE 3 | 25 MAY 2016 |
| 9 | CD BULLETIN ISSUE 4 | 15 JUL 2016 |
| 10 | DOB AMENDMENT 3 | 03 OCT 2016 |

0 4'-0" 8'-0" 16'-0"

Discrepancies must be reported immediately to the Architect before proceeding. Only figured dimensions are to be used. Contractors must check all dimensions on site. This drawing is protected by copyright.

ALL DIMENSIONS ARE SHOWN IN IMPERIAL.

CONSULTANT:
AKF
ONE LIBERTY PLAZA, 165 BROADWAY, 22nd FLOOR
NEW YORK, NY 10006
T: 212.354.5656 F: 212.354.5668
Arlington • Boise • Kansas City • Minneapolis • New York
Philadelphia • Princeton • Toronto • Vancouver • Scottsdale

PROJECT:
**217 WEST 57TH STREET**
NEW YORK, NY

DRAWING TITLE:
MECHANICAL
19th FLOOR PLAN - DUCTWORK
(MFD-38th FLOOR)

SEAL & SIGNATURE:

| | |
|---|---|
| DATE: | 03/09/15 |
| PROJECT No: | Y130747-000 |
| DRAWN: RC | REV: |
| CHK: PHS | 10 |
| SCALE: As indicated | |
| DWG No: | M-126.02 |
| DOB PAGE No: | 22 of 132 |

DOB EMPLOYEE STAMP:

DOB B-SCAN:

36" x 48" ANSI E SHEET SIZE
FILE NAME:
PLOT DATE: 10/19/2016 4:20:56 PM

DEPT OF BLDGS 121206305 Job Number
E362152751 Scan Code

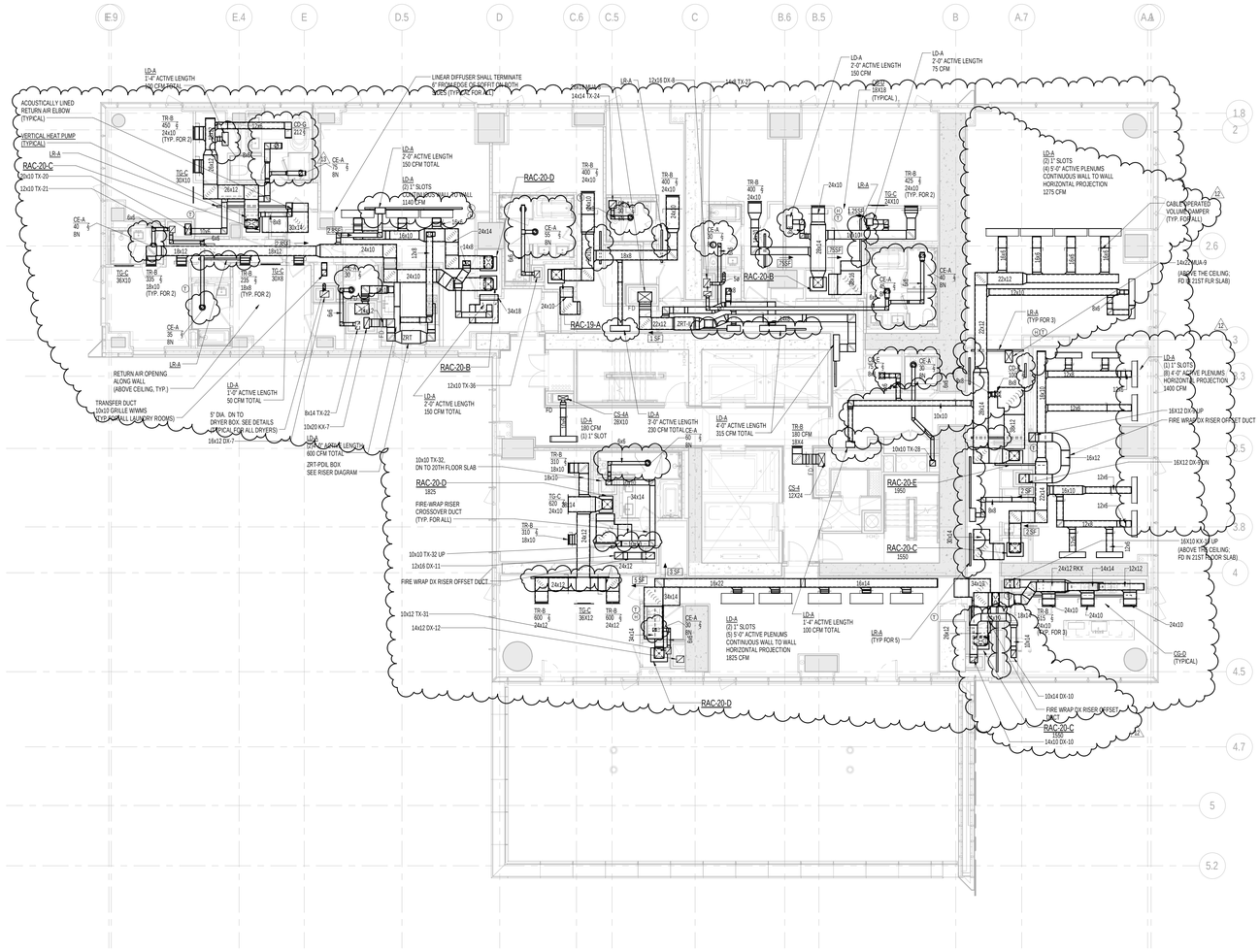


## 1 20th FLOOR PLAN

SCALE: 1/8" = 1'-0"

NOTE:

1. ALL ARCHITECTURAL RETURN AIR OPENINGS IN MILLWORK ETC. SHALL BE BASED ON (2)1" SLOT LINEARS SIMILAR TO LR-A'S BASED ON RETURN FREE AREA. NOTED. REFER TO ARCHITECTURAL PLANS FOR LOCATIONS.
2. REFER TO ARCHITECTURAL PLANS FOR EXACTL LOCATIONS OF ALL DEVICES AND AIR OUTLETS.
3. REFER TO RISER DIAGRAMS AND DETAILS FOR ALL DEVICES AND TYPES SHOWN ON MECHANICAL DRAWINGS.

KEY PLAN:

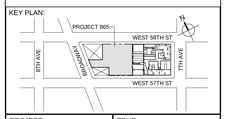


PROJECT NORTH | TRUE NORTH

DEVELOPER:
**EXTELL DEVELOPMENT COMPANY**
805 THIRD AVENUE, 7TH FLOOR
New York, NY 10022 USA
TEL: 212 712 6000 FAX: 212 712 6100

DESIGN ARCHITECT: Base Building Shell & Core
**ADRIAN SMITH + GORDON GILL ARCHITECTURE**
111 WEST MONROE STREET SUITE 2300
CHICAGO IL 60603
TEL: 312 920 1888 FAX: 312 920 1775

INTERIOR DESIGNER: Residential
**Rottet Architecture and Design Studio, PLLC**
298 Fifth Ave, 7th Floor
New York, NY 10001
TEL: 646 998 7000 FAX:

ARCHITECT OF RECORD:Base Building Shell, Core, & Residential
**AAI ARCHITECTS, P.C.**
401 Wellington St. W., 3rd Floor
Toronto, ON M5V 1E7 Canada
TEL: 416 967 1500 FAX: 416 967 7150

STRUCTURAL ENGINEERS:
**WSP CANTOR SEINUK**
228 EAST 45th Street
New York, NY 10017 USA
TEL: 212 687 9888 FAX: 646 487 5501

MEP ENGINEERS:
**AKF GROUP**
One Liberty Plaza, 165 Broadway, 22nd Floor
New York, NY 10006 USA
TEL: 212 354 5656 FAX: 212 354 5668

GEOTECHNICAL ENGINEERS:
**Langan Engineering & Environmental Services**
21 Penn Plaza - 360 West 31st Street, 8th Floor
New York, NY 10001-2727
TEL: 212 479 5400 FAX: 212 479 5444

CODE CONSULTANTS:
**Construction Consulting Associates**
100 Church Street
New York, NY 10007
TEL: 212 385 1818 FAX: 212 385 1911

CURTAINWALL CONSULTANT:
**AJLP Consulting**
40 Worth Street. Suite 826
New York, NY 10013
TEL: 212 757 5659 FAX: 646 219 8508

LANDMARK/PRESERVATION CONSULTANT:
**Jan Hird Pokorny Associates, Inc.**
39 West 37th Street, 12A
New York, NY 10018
TEL: 212 759 6462 FAX: 212 759 6540

| No. | DESCRIPTION | DATE |
|---|---|---|
| 1 | ISSUED FOR SCHEMATIC DESIGN | 04 APR 2014 |
| 2 | ISSUED FOR DESIGN DEVELOPMENT | 01 JUL 2014 |
| 3 | ISSUED FOR DESIGN DEVELOPMENT | 31 JUL 2014 |
| 4 | CD PROGRESS ISSUE 1 | 15 OCT 2014 |
| 5 | ISSUED FOR BID - MECHANICAL | 15 OCT 2014 |
| 6 | DOB SUBMISSION | 19 DEC 2014 |
| 7 | CD PROGRESS ISSUE 3 | 09 MAR 2015 |
| 8 | CD PROGRESS ISSUE 4 | 01 JUN 2015 |
| 9 | CD PROGRESS ISSUE 5 | 10 AUG 2015 |
| 10 | DOB AMENDMENT 2 | 18 SEP 2015 |
| 11 | CD PROGRESS ISSUE 6 | 02 NOV 2015 |
| 12 | CD PROGRESS ISSUE 7 | 29 JAN 2016 |
| 13 | CD PROGRESS ISSUE 8 - GMP SET | 18 MAR 2016 |
| 14 | DOB AMENDMENT 3 | 03 OCT 2016 |

0 4'-0" 8'-0" 16'-0"

Discrepancies must be reported immediately to the Architect before proceeding. Only figured dimensions are to be used. Contractors must check all dimensions on site. This drawing is protected by copyright.

ALL DIMENSIONS ARE SHOWN IN IMPERIAL.

CONSULTANT:
AKF
ONE LIBERTY PLAZA, 165 BROADWAY, 22nd FLOOR
NEW YORK, NY 10006
T: 212.354.5656 F: 212.354.5668
Atlanta / Boston / Chicago / Dallas / Denver / Los Angeles
Philadelphia / Princeton / Dubai / Rochester / Stamford

PROJECT:
**217 WEST 57TH STREET**
NEW YORK, NY

DRAWING TITLE:
MECHANICAL
20th FLOOR PLAN - DUCTWORK
(MFD-39th FLOOR)

SEAL & SIGNATURE:
STATE OF NEW YORK · PHILIP H. SCHUBERT · 081 097138 · LICENSED PROFESSIONAL ENGINEER

| | |
|---|---|
| DATE: | 04/04/14 |
| PROJECT No: | Y130747-000 |
| DRAWN: RC/AZ | REV: 14 |
| CHK: PHS | |
| SCALE: As indicated | |
| DWG No: | M-127.02 |
| DOB PAGE No: | 23 of 132 |

DOB EMPLOYEE STAMP: DOB B-SCAN:

36" x 48" ANSI E SHEET SIZE
FILE NAME:
PLOT DATE: 10/19/2016 4:21:35 PM

DEPT OF BLDGS 421263626 Job Number
E3795356422 Scan Code

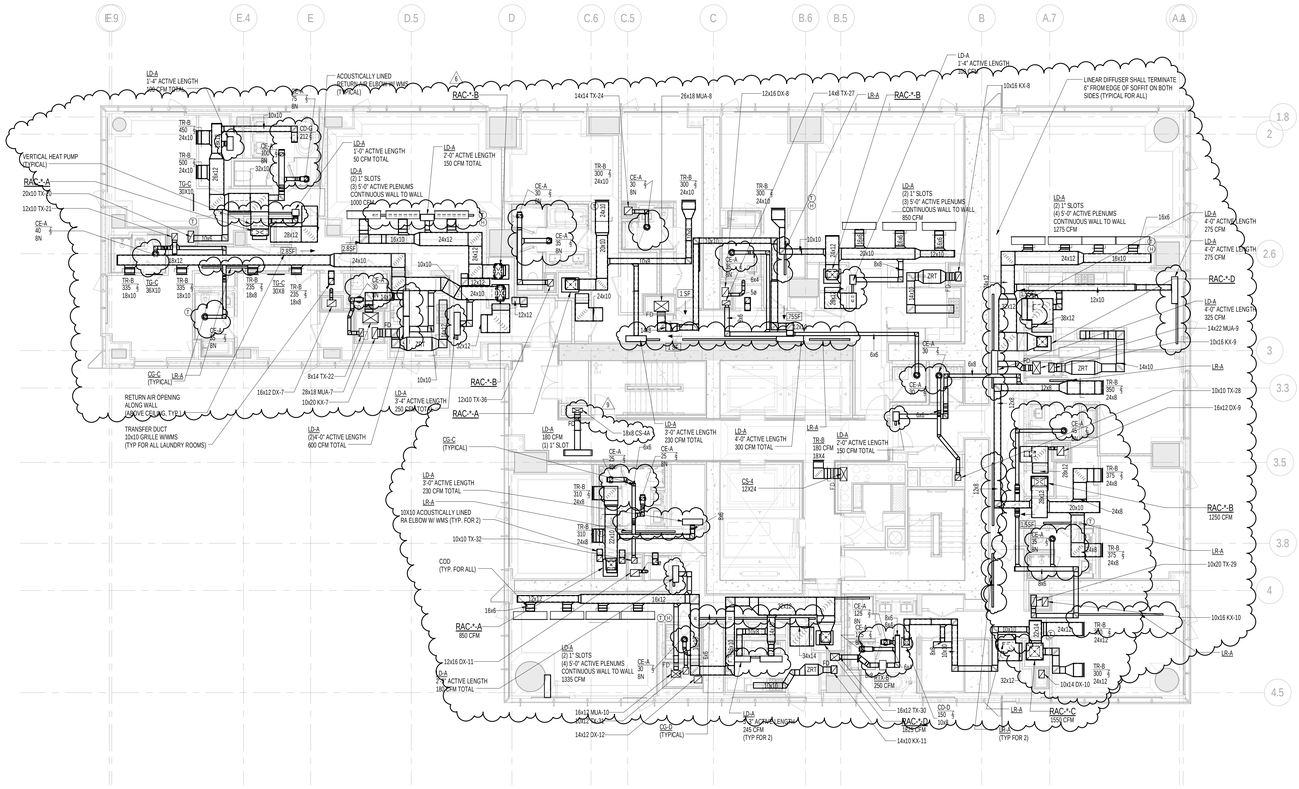


1 TYPICAL 21st-25th FLOOR PLANS
SCALE: 1/8" = 1'-0"

NOTE

1. ALL ARCHITECTURAL RETURN AIR OPENINGS IN MILLWORK ETC. SHALL BE BASED ON (2)1" SLOT LINEARS SIMILAR TO LR-A'S BASED ON RETURN FREE AREA. NOTED. REFER TO ARCHITECTURAL PLANS FOR LOCATIONS.
2. REFER TO ARCHITECTURAL PLANS FOR EXACTL LOCATIONS OF ALL DEVICES AND AIR OUTLETS.
3. REFER TO RISER DIAGRAMS AND DETAILS FOR ALL DEVICES AND TYPES SHOWN ON MECHANICAL DRAWINGS.

KEY PLAN:

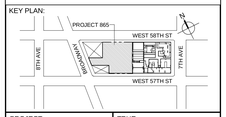


PROJECT NORTH

TRUE NORTH

DEVELOPER:
***EXTELL DEVELOPMENT COMPANY***
805 THIRD AVENUE, 7TH FLOOR
New York, NY 10022 USA
TEL: 212 712 6000 FAX: 212 712 6100

DESIGN ARCHITECT: Base Building Shell & Core
***ADRIAN SMITH + GORDON GILL ARCHITECTURE***
111 WEST MONROE STREET SUITE 2300
CHICAGO IL 60603
TEL: 312 920 1888 FAX: 312 920 1775

INTERIOR DESIGNER: Residential
***Rottet Architecture and Design Studio, PLLC***
298 Fifth Ave, 7th Floor
New York, NY 10001
TEL: 646 998 7000 FAX:

ARCHITECT OF RECORD:Base Building Shell, Core, & Residential
***AAI ARCHITECTS, P.C.***
401 Wellington St. W., 3rd Floor
Toronto, ON M5V 1E7 Canada
TEL: 416 967 1500 FAX: 416 967 7150

STRUCTURAL ENGINEERS:
***WSP CANTOR SEINUK***
228 EAST 45th Street
New York, NY 10017 USA
TEL: 212 687 9888 FAX: 646 487 5501

MEP ENGINEERS:
***AKF GROUP***
One Liberty Plaza, 165 Broadway, 22nd Floor
New York, NY 10006 USA
TEL: 212 354 5656 FAX: 212 354 5668

GEOTECHNICAL ENGINEERS:
***Langan Engineering & Environmental Services***
21 Penn Plaza - 360 West 31st Street, 8th Floor
New York, NY 10001-2727
TEL: 212 479 5400 FAX: 212 479 5444

CODE CONSULTANTS:
***Construction Consulting Associates***
100 Church Street
New York, NY 10007
TEL: 212 385 1818 FAX: 212 385 1911

CURTAINWALL CONSULTANT:
***AJLP Consulting***
40 Worth Street. Suite 826
New York, NY 10013
TEL: 212 757 5659 FAX: 646 219 8508

LANDMARK/PRESERVATION CONSULTANT:
***Jan Hird Pokorny Associates, Inc.***
39 West 37th Street, 12A
New York, NY 10018
TEL: 212 759 6462 FAX: 212 759 6540

| No. | DESCRIPTION | DATE |
|---|---|---|
| 1 | DOB SUBMISSION | 19 DEC 2014 |
| 2 | CD PROGRESS ISSUE 3 | 09 MAR 2015 |
| 3 | CD PROGRESS ISSUE 4 | 01 JUN 2015 |
| 4 | CD PROGRESS ISSUE 5 | 10 AUG 2015 |
| 5 | DOB AMENDMENT 2 | 18 SEP 2015 |
| 6 | CD PROGRESS ISSUE 6 | 02 NOV 2015 |
| 7 | CD PROGRESS ISSUE 7 | 29 JAN 2016 |
| 8 | CD PROGRESS ISSUE 8 - GMP SET | 18 MAR 2016 |
| 9 | CD BULLETIN ISSUE 3 | 25 MAY 2016 |
| 10 | DOB AMENDMENT 3 | 03 OCT 2016 |

0 4' - 0" 8' - 0" 16' - 0"

Discrepancies must be reported immediately to the Architect before proceeding. Only figured dimensions are to be used. Contractors must check all dimensions on site. This drawing is protected by copyright.

ALL DIMENSIONS ARE SHOWN IN IMPERIAL.

CONSULTANT:
AKF
ONE LIBERTY PLAZA, 165 BROADWAY, 22nd FLOOR
NEW YORK, NY 10006
T: 212.354.5656 F: 212.354.5668
Arlington • Boise • Kansas City • Minneapolis • New York
Philadelphia • Phoenix • Tucson • Honolulu • Guatemala

PROJECT:
**217 WEST 57TH STREET**
NEW YORK, NY

DRAWING TITLE:
MECHANICAL
21st FLOOR PLAN - DUCTWORK
(TYPICAL 21st-25th FLOORS)
(MFD-43rd-48th FLOOR)

SEAL & SIGNATURE:

STATE OF NEW YORK · CHRISTOPHER S. HUNG · No. 075136 · LICENSED PROFESSIONAL ENGINEER

| | |
|---|---|
| DATE: | 06/01/15 |
| PROJECT No: | Y130747-000 |
| DRAWN: RC/AZ | REV: |
| CHK: PHS | 10 |
| SCALE: As indicated | |
| DWG No: | M-128.02 |
| DOB PAGE No: | 24 of 132 |

DOB EMPLOYEE STAMP:

DOB B-SCAN:

36" x 48" ANSI E SHEET SIZE
FILE NAME:
PLOT DATE: 10/19/2016 4:21:56 PM

DEPT OF BLDGS 421206305 Job Number
E390602142 Scan Code

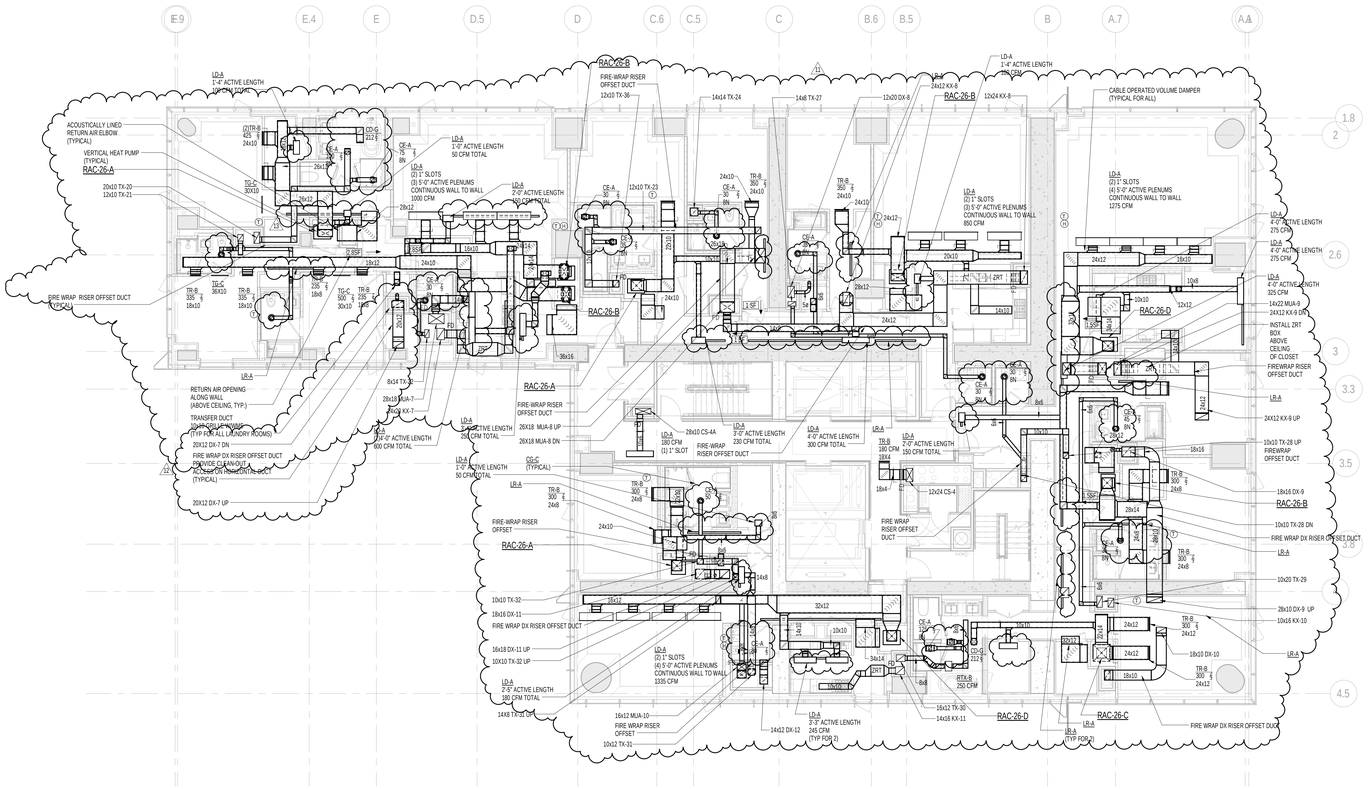


1 26th FLOOR PLAN
SCALE: 1/8" = 1'-0"

NOTE:

1. ALL ARCHITECTURAL RETURN AIR OPENINGS IN MILLWORK ETC. SHALL BE BASED ON (2)1" SLOT LINEARS SIMILAR TO LR-A'S BASED ON RETURN FREE AREA NOTED. REFER TO ARCHITECTURAL PLANS FOR LOCATIONS.
2. REFER TO ARCHITECTURAL PLANS FOR EXACTL LOCATIONS OF ALL DEVICES AND AIR OUTLETS.
3. REFER TO RISER DIAGRAMS AND DETAILS FOR ALL DEVICES AND TYPES SHOWN ON MECHANICAL DRAWINGS.



KEY PLAN:

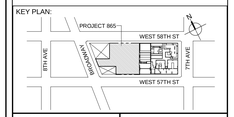


PROJECT NORTH | TRUE NORTH

DEVELOPER:
**EXTELL DEVELOPMENT COMPANY**
805 THIRD AVENUE, 7TH FLOOR
New York, NY 10022 USA
TEL: 212 712 6000 FAX: 212 712 6100

DESIGN ARCHITECT: Base Building Shell & Core
**ADRIAN SMITH + GORDON GILL ARCHITECTURE**
111 WEST MONROE STREET SUITE 2300
CHICAGO IL 60603
TEL: 312 920 1888 FAX: 312 920 1775

INTERIOR DESIGNER: Residential
**Rottet Architecture and Design Studio, PLLC**
298 Fifth Ave, 7th Floor
New York, NY 10001
TEL: 646 998 7000 FAX:

ARCHITECT OF RECORD:Base Building Shell, Core, & Residential
**AAI ARCHITECTS, P.C.**
401 Wellington St. W., 3rd Floor
Toronto, ON M5V 1E7 Canada
TEL: 416 967 1500 FAX: 416 967 7150

STRUCTURAL ENGINEERS:
**WSP CANTOR SEINUK**
228 EAST 45th Street
New York, NY 10017 USA
TEL: 212 687 9888 FAX: 646 487 5501

MEP ENGINEERS:
**AKF GROUP**
One Liberty Plaza, 165 Broadway, 22nd Floor
New York, NY 10006 USA
TEL: 212 354 5656 FAX: 212 354 5668

GEOTECHNICAL ENGINEERS:
**Langan Engineering & Environmental Services**
21 Penn Plaza - 360 West 31st Street, 8th Floor
New York, NY 10001-2727
TEL: 212 479 5400 FAX: 212 479 5444

CODE CONSULTANTS:
**Construction Consulting Associates**
100 Church Street
New York, NY 10007
TEL: 212 385 1818 FAX: 212 385 1911

CURTAINWALL CONSULTANT:
**AJLP Consulting**
40 Worth Street. Suite 826
New York, NY 10013
TEL: 212 757 5659 FAX: 646 219 8508

LANDMARK/PRESERVATION CONSULTANT:
**Jan Hird Pokorny Associates, Inc.**
39 West 37th Street, 12A
New York, NY 10018
TEL: 212 759 6462 FAX: 212 759 6540

| No. | DESCRIPTION | DATE |
|---|---|---|
| 1 | ISSUED FOR SCHEMATIC DESIGN | 04 APR 2014 |
| 2 | ISSUED FOR DESIGN DEVELOPMENT | 01 JUL 2014 |
| 3 | ISSUED FOR DESIGN DEVELOPMENT | 31 JUL 2014 |
| 4 | CD PROGRESS ISSUE 1 | 15 OCT 2014 |
| 5 | ISSUED FOR BID - MECHANICAL | 15 OCT 2014 |
| 6 | DOB SUBMISSION | 19 DEC 2014 |
| 7 | CD PROGRESS ISSUE 3 | 09 MAR 2015 |
| 8 | CD PROGRESS ISSUE 4 | 01 JUN 2015 |
| 9 | CD PROGRESS ISSUE 5 | 10 AUG 2015 |
| 10 | DOB AMENDMENT 2 | 18 SEP 2015 |
| 11 | CD PROGRESS ISSUE 6 | 02 NOV 2015 |
| 12 | CD PROGRESS ISSUE 7 | 29 JAN 2016 |
| 13 | CD PROGRESS ISSUE 8 - GMP SET | 18 MAR 2016 |
| 14 | DOB AMENDMENT 3 | 03 OCT 2016 |

0 4' - 0" 8' - 0" 16' - 0"

Discrepancies must be reported immediately to the Architect before proceeding. Only figured dimensions are to be used. Contractors must check all dimensions on site. This drawing is protected by copyright.

ALL DIMENSIONS ARE SHOWN IN IMPERIAL.

CONSULTANT:
AKF
ONE LIBERTY PLAZA, 165 BROADWAY, 22nd FLOOR
NEW YORK, NY 10006
T: 212.354.5656 F: 212.354.5668
Atlanta / Boston / Chicago / Dallas / Denver / Los Angeles / New York
Philadelphia / Princeton / Tucson / Vancouver / Washington

PROJECT:
**217 WEST 57TH STREET**
NEW YORK, NY

DRAWING TITLE:
MECHANICAL
26th FLOOR PLAN - DUCTWORK
(MFD-49th FLOOR)

SEAL & SIGNATURE:

| | |
|---|---|
| DATE: | 04/04/14 |
| PROJECT No: | Y130747-000 |
| DRAWN: RC/AZ | REV: 14 |
| CHK: PHS | |
| SCALE: As indicated | |
| DWG No: | M-132.02 |
| DOB PAGE No: | 25 of 132 |

DOB EMPLOYEE STAMP: DOB B-SCAN:

36" x 48" ANSI E SHEET SIZE
FILE NAME:
PLOT DATE: 10/19/2016 4:52:28 PM

DEPT OF BLDGS 421208305 Job Number
E3701797223 Scan Code

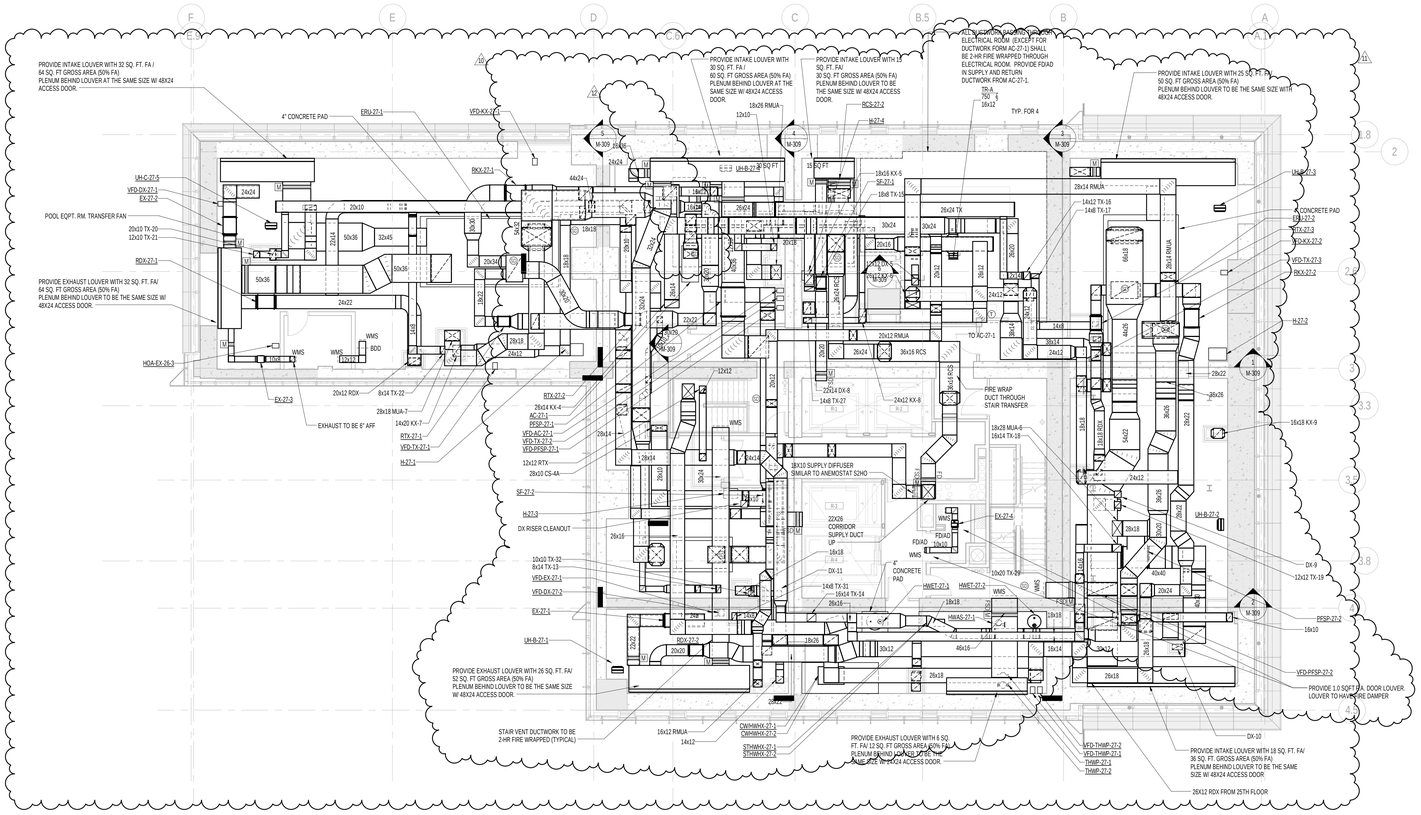


1 27th FLOOR PLAN
SCALE: 1/8" = 1'-0"

KEY PLAN:

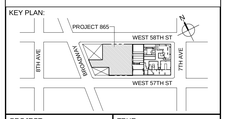


PROJECT NORTH | TRUE NORTH

DEVELOPER:
**EXTELL DEVELOPMENT COMPANY**
805 THIRD AVENUE, 7TH FLOOR
New York, NY 10022 USA
TEL: 212 712 6000 FAX: 212 712 6100

DESIGN ARCHITECT: Base Building Shell & Core
**ADRIAN SMITH + GORDON GILL ARCHITECTURE**
111 WEST MONROE STREET SUITE 2300
CHICAGO IL 60603
TEL: 312 920 1888 FAX: 312 920 1775

INTERIOR DESIGNER: Residential
**Rottet Architecture and Design Studio, PLLC**
298 Fifth Ave, 7th Floor
New York, NY 10001
TEL: 646 998 7000 FAX:

ARCHITECT OF RECORD:Base Building Shell, Core, & Residential
**AAI ARCHITECTS, P.C.**
401 Wellington St. W., 3rd Floor
Toronto, ON M5V 1E7 Canada
TEL: 416 967 1500 FAX: 416 967 7150

STRUCTURAL ENGINEERS:
**WSP CANTOR SEINUK**
228 EAST 45th Street
New York, NY 10017 USA
TEL: 212 687 9888 FAX: 646 487 5501

MEP ENGINEERS:
**AKF GROUP**
One Liberty Plaza, 165 Broadway, 22nd Floor
New York, NY 10006 USA
TEL: 212 354 5656 FAX: 212 354 5668

GEOTECHNICAL ENGINEERS:
**Langan Engineering & Environmental Services**
21 Penn Plaza - 360 West 31st Street, 8th Floor
New York, NY 10001-2727
TEL: 212 479 5400 FAX: 212 479 5444

CODE CONSULTANTS:
**Construction Consulting Associates**
100 Church Street
New York, NY 10007
TEL: 212 385 1818 FAX: 212 385 1911

CURTAINWALL CONSULTANT:
**AJLP Consulting**
40 Worth Street. Suite 826
New York, NY 10013
TEL: 212 757 5659 FAX: 646 219 8508

LANDMARK/PRESERVATION CONSULTANT:
**Jan Hird Pokorny Associates, Inc.**
39 West 37th Street, 12A
New York, NY 10018
TEL: 212 759 6462 FAX: 212 759 6540

| No. | DESCRIPTION | DATE |
|---|---|---|
| 1 | ISSUED FOR SCHEMATIC DESIGN | 04 APR 2014 |
| 2 | ISSUED FOR DESIGN DEVELOPMENT | 01 JUL 2014 |
| 3 | ISSUED FOR DESIGN DEVELOPMENT | 31 JUL 2014 |
| 4 | CD PROGRESS ISSUE 1 | 15 OCT 2014 |
| 5 | ISSUED FOR BID - MECHANICAL | 15 OCT 2014 |
| 6 | DOB SUBMISSION | 19 DEC 2014 |
| 7 | CD PROGRESS ISSUE 4 | 01 JUN 2015 |
| 8 | CD PROGRESS ISSUE 5 | 10 AUG 2015 |
| 9 | DOB AMENDMENT 2 | 18 SEP 2015 |
| 10 | CD PROGRESS ISSUE 6 | 02 NOV 2015 |
| 11 | CD PROGRESS ISSUE 7 | 29 JAN 2016 |
| 12 | CD PROGRESS ISSUE 8 - GMP SET | 18 MAR 2016 |
| 13 | DOB AMENDMENT 3 | 03 OCT 2016 |

0 4'-0" 8'-0" 16'-0"

Discrepancies must be reported immediately to the Architect before proceeding. Only figured dimensions are to be used. Contractors must check all dimensions on site. This drawing is protected by copyright.

ALL DIMENSIONS ARE SHOWN IN IMPERIAL.

CONSULTANT:
AKF
ONE LIBERTY PLAZA, 165 BROADWAY, 22nd FLOOR
NEW YORK, NY 10006
T: 212.354.5656 F: 212.354.5668
Arlington / Boston / Mexico City / Minneapolis / New York
Philadelphia / Princeton / Toronto / Northeast / Southeast

PROJECT:
**217 WEST 57TH STREET**
NEW YORK, NY

DRAWING TITLE:
MECHANICAL
27th FLOOR PLAN - DUCTWORK
(MFD-50th FLOOR)

SEAL & SIGNATURE:

| | |
|---|---|
| DATE: | 04/04/14 |
| PROJECT No: | Y130747-000 |
| DRAWN: RC/AZ | REV: 13 |
| CHK: PHS | |
| SCALE: 1/8" = 1'-0" | |
| DWG No: | M-133.02 |
| DOB PAGE No: | 26 of 132 |

DOB EMPLOYEE STAMP: DOB B-SCAN:

FILE NAME:
PLOT DATE: 10/19/2016 4:22:49 PM

DEPT OF BLDGS 421206206 Job Number
E317263970X Scan Code

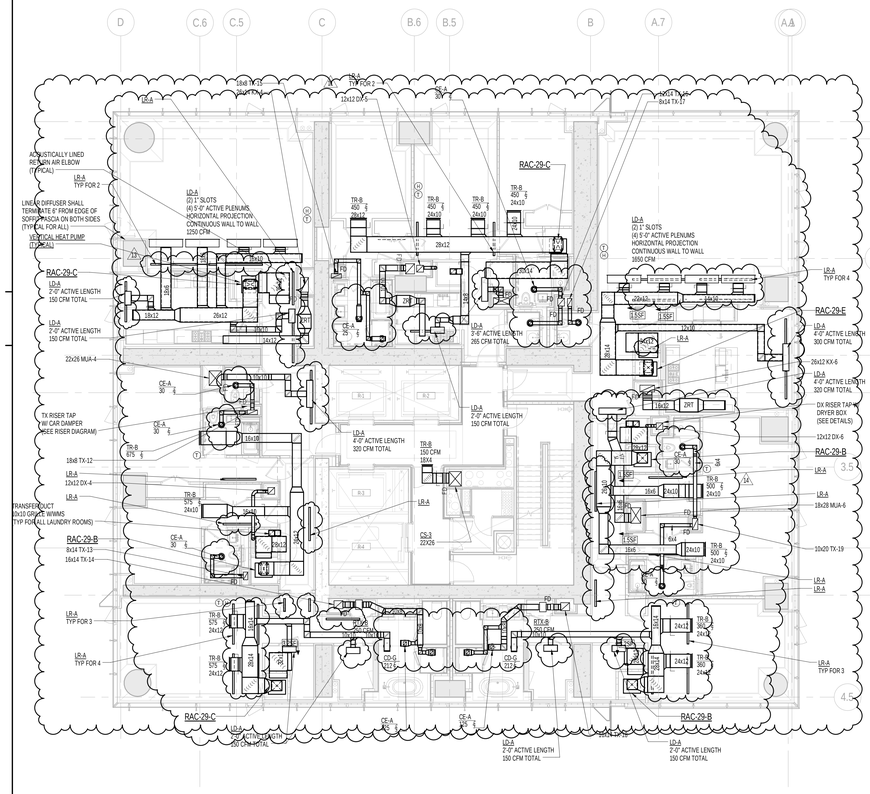


2 29th FLOOR PLAN
SCALE: 1/8" = 1'-0"

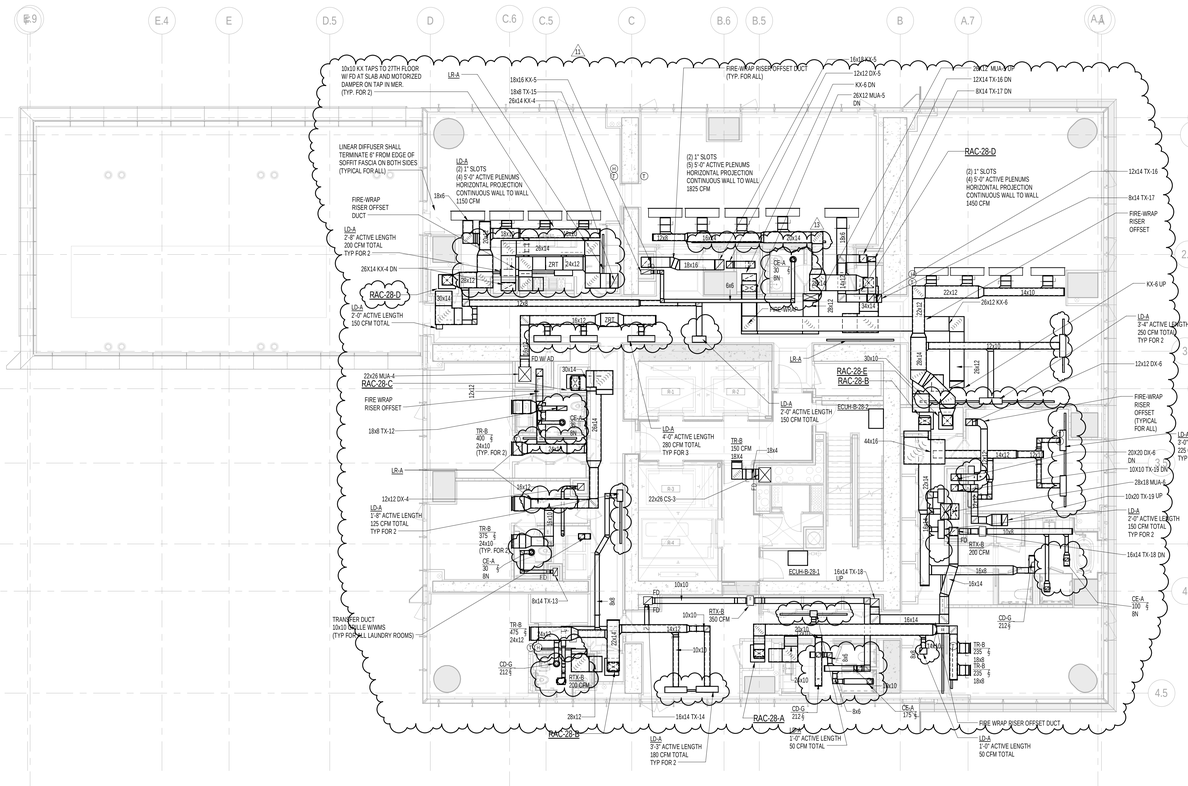


1 28th FLOOR PLAN
SCALE: 1/8" = 1'-0"

NOTE:

1. ALL ARCHITECTURAL RETURN AIR OPENINGS IN MILLWORK ETC. SHALL BE BASED ON (2)1" SLOT LINEARS SIMILAR TO LR-A'S BASED ON RETURN FREE AREA. NOTED. REFER TO ARCHITECTURAL PLANS FOR LOCATIONS.
2. REFER TO ARCHITECTURAL PLANS FOR EXACTL LOCATIONS OF ALL DEVICES AND AIR OUTLETS.
3. REFER TO RISER DIAGRAMS AND DETAILS FOR ALL DEVICES AND TYPES SHOWN ON MECHANICAL DRAWINGS.

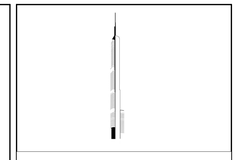

KEY PLAN:

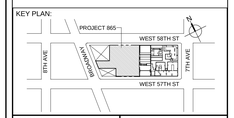


PROJECT NORTH | TRUE NORTH

DEVELOPER:
***EXTELL DEVELOPMENT COMPANY***
805 THIRD AVENUE, 7TH FLOOR
New York, NY 10022 USA
TEL: 212 712 6000 FAX: 212 712 6100

DESIGN ARCHITECT: Base Building Shell & Core
***ADRIAN SMITH + GORDON GILL ARCHITECTURE***
111 WEST MONROE STREET SUITE 2300
CHICAGO IL 60603
TEL: 312 920 1888 FAX: 312 920 1775

INTERIOR DESIGNER: Residential
***Rottet Architecture and Design Studio, PLLC***
298 Fifth Ave, 7th Floor
New York, NY 10001
TEL: 646 998 7000 FAX:

ARCHITECT OF RECORD:Base Building Shell, Core, & Residential
***AAI ARCHITECTS, P.C.***
401 Wellington St. W., 3rd Floor
Toronto, ON M5V 1E7 Canada
TEL: 416 967 1500 FAX: 416 967 7150

STRUCTURAL ENGINEERS:
***WSP CANTOR SEINUK***
228 EAST 45th Street
New York, NY 10017 USA
TEL: 212 687 9888 FAX: 646 487 5501

MEP ENGINEERS:
***AKF GROUP***
One Liberty Plaza, 165 Broadway, 22nd Floor
New York, NY 10006 USA
TEL: 212 354 5656 FAX: 212 354 5668

GEOTECHNICAL ENGINEERS:
***Langan Engineering & Environmental Services***
21 Penn Plaza - 360 West 31st Street, 8th Floor
New York, NY 10001-2727
TEL: 212 479 5400 FAX: 212 479 5444

CODE CONSULTANTS:
***Construction Consulting Associates***
100 Church Street
New York, NY 10007
TEL: 212 385 1818 FAX: 212 385 1911

CURTAINWALL CONSULTANT:
***AJLP Consulting***
40 Worth Street. Suite 826
New York, NY 10013
TEL: 212 757 5659 FAX: 646 219 8508

LANDMARK/PRESERVATION CONSULTANT:
***Jan Hird Pokorny Associates, Inc.***
39 West 37th Street, 12A
New York, NY 10018
TEL: 212 759 6462 FAX: 212 759 6540

| No. | DESCRIPTION | DATE |
|---|---|---|
| 1 | ISSUED FOR SCHEMATIC DESIGN | 04 APR 2014 |
| 2 | ISSUED FOR DESIGN DEVELOPMENT | 01 JUL 2014 |
| 3 | ISSUED FOR DESIGN DEVELOPMENT | 31 JUL 2014 |
| 4 | CD PROGRESS ISSUE 1 | 15 OCT 2014 |
| 5 | ISSUED FOR BID - MECHANICAL | 15 OCT 2014 |
| 6 | DOB SUBMISSION | 19 DEC 2014 |
| 7 | CD PROGRESS ISSUE 3 | 09 MAR 2015 |
| 8 | CD PROGRESS ISSUE 4 | 01 JUN 2015 |
| 9 | CD PROGRESS ISSUE 5 | 10 AUG 2015 |
| 10 | DOB AMENDMENT 2 | 18 SEP 2015 |
| 11 | CD PROGRESS ISSUE 6 | 02 NOV 2015 |
| 12 | CD PROGRESS ISSUE 7 | 29 JAN 2016 |
| 13 | CD PROGRESS ISSUE 8 - GMP SET | 18 MAR 2016 |
| 14 | CD BULLETIN ISSUE 3 | 25 MAY 2016 |
| 15 | DOB AMENDMENT 3 | 03 OCT 2016 |

0 4'-0" 8'-0" 16'-0"

Discrepancies must be reported immediately to the Architect before proceeding. Only figured dimensions are to be used. Contractors must check all dimensions on site. This drawing is protected by copyright.

ALL DIMENSIONS ARE SHOWN IN IMPERIAL.

CONSULTANT:
AKF
ONE LIBERTY PLAZA, 165 BROADWAY, 22nd FLOOR
NEW YORK, NY 10006
T: 212.354.5656 F: 212.354.5668
Chicago / Boston / Miami / Kansas City / Minneapolis / New York
Philadelphia / Houston / Dallas / Honolulu / Jeddah

PROJECT:
**217 WEST 57TH STREET**
NEW YORK, NY

DRAWING TITLE:
MECHANICAL
28th and 29th FLOOR PLANS -
DUCTWORK (MFD-53rd-54th FLOOR)

SEAL & SIGNATURE:

| | |
|---|---|
| DATE: | 04/04/14 |
| PROJECT No: | Y130747-000 |
| DRAWN: RC/AZ | REV: |
| CHK: PHS | 15 |
| SCALE: As indicated | |
| DWG No: | |
| **M-134.02** | |
| DOB PAGE No: | 27 of 132 |

DOB EMPLOYEE STAMP: DOB B-SCAN:

36" x 48" ANSI E - SHEET SIZE
FILE NAME:
PLOT DATE: 10/19/2016 4:33:40 PM

DEPT OF BLDGS 121206426 Job Number
E528306216 Scan Code

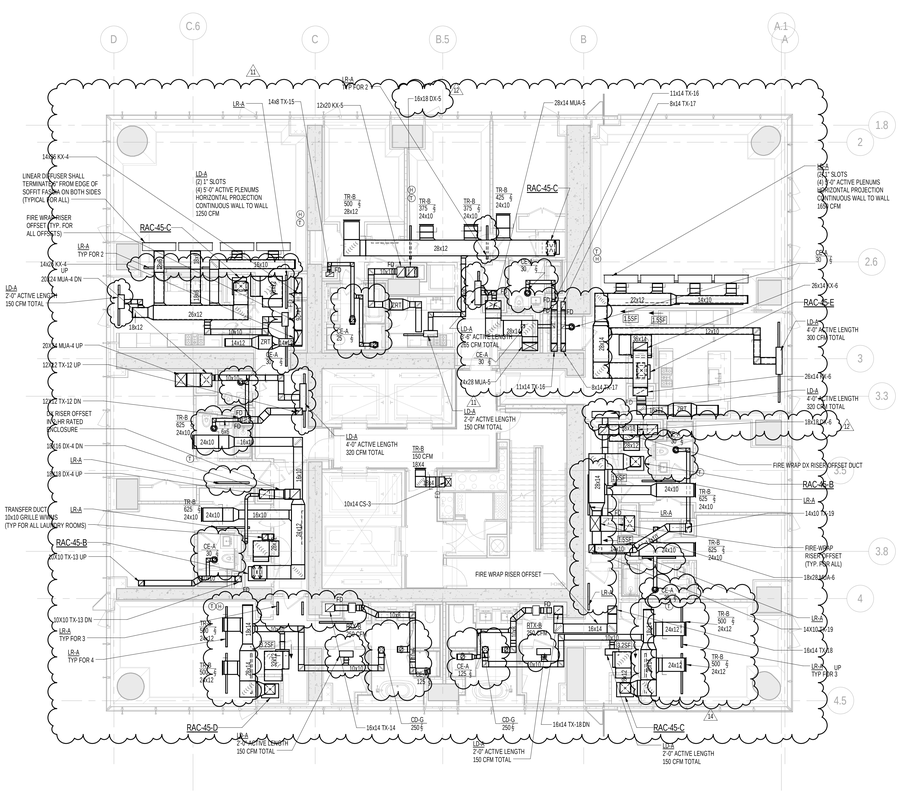


2 45th FLOOR PLAN
SCALE: 1/8" = 1'-0"

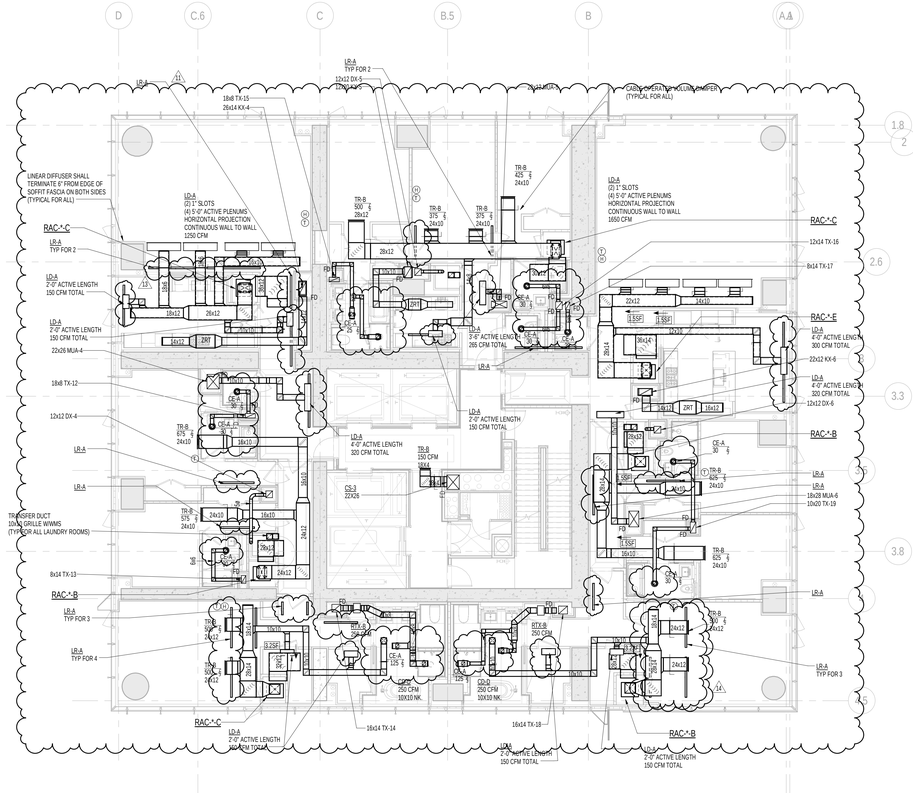


1 TYPICAL 30th-44th FLOOR PLANS
SCALE: 1/8" = 1'-0"

NOTE:

1. ALL ARCHITECTURAL RETURN AIR OPENINGS IN MILLWORK ETC. SHALL BE BASED ON (2)1" SLOT LINEARS SIMILAR TO LR-A'S BASED ON RETURN FREE AREA. NOTED. REFER TO ARCHITECTURAL PLANS FOR LOCATIONS.
2. REFER TO ARCHITECTURAL PLANS FOR EXACTL LOCATIONS OF ALL DEVICES AND AIR OUTLETS.
3. REFER TO RISER DIAGRAMS AND DETAILS FOR ALL DEVICES AND TYPES SHOWN ON MECHANICAL DRAWINGS.

KEY PLAN:

PROJECT NORTH | TRUE NORTH

DEVELOPER:
***EXTELL DEVELOPMENT COMPANY***
805 THIRD AVENUE, 7TH FLOOR
New York, NY 10022 USA
TEL: 212 712 6000 FAX: 212 712 6100

DESIGN ARCHITECT: Base Building Shell & Core
***ADRIAN SMITH + GORDON GILL ARCHITECTURE***
111 WEST MONROE STREET SUITE 2300
CHICAGO IL 60603
TEL: 312 920 1888 FAX: 312 920 1775

INTERIOR DESIGNER: Residential
***Rottet Architecture and Design Studio, PLLC***
298 Fifth Ave, 7th Floor
New York, NY 10001
TEL: 646 998 7000 FAX:

ARCHITECT OF RECORD:Base Building Shell, Core, & Residential
***AAI ARCHITECTS, P.C.***
401 Wellington St. W., 3rd Floor
Toronto, ON M5V 1E7 Canada
TEL: 416 967 1500 FAX: 416 967 7150

STRUCTURAL ENGINEERS:
***WSP CANTOR SEINUK***
228 EAST 45th Street
New York, NY 10017 USA
TEL: 212 687 9888 FAX: 646 487 5501

MEP ENGINEERS:
***AKF GROUP***
One Liberty Plaza, 165 Broadway, 22nd Floor
New York, NY 10006 USA
TEL: 212 354 5656 FAX: 212 354 5668

GEOTECHNICAL ENGINEERS:
***Langan Engineering & Environmental Services***
21 Penn Plaza - 360 West 31st Street, 8th Floor
New York, NY 10001-2727
TEL: 212 479 5400 FAX: 212 479 5444

CODE CONSULTANTS:
***Construction Consulting Associates***
100 Church Street
New York, NY 10007
TEL: 212 385 1818 FAX: 212 385 1911

CURTAINWALL CONSULTANT:
***AJLP Consulting***
40 Worth Street. Suite 826
New York, NY 10013
TEL: 212 757 5659 FAX: 646 219 8508

LANDMARK/PRESERVATION CONSULTANT:
***Jan Hird Pokorny Associates, Inc.***
39 West 37th Street, 12A
New York, NY 10018
TEL: 212 759 6462 FAX: 212 759 6540

| No. | DESCRIPTION | DATE |
|---|---|---|
| 1 | ISSUED FOR SCHEMATIC DESIGN | 04 APR 2014 |
| 2 | ISSUED FOR DESIGN DEVELOPMENT | 01 JUL 2014 |
| 3 | ISSUED FOR DESIGN DEVELOPMENT | 31 JUL 2014 |
| 4 | CD PROGRESS ISSUE 1 | 15 OCT 2014 |
| 5 | ISSUED FOR BID - MECHANICAL | 15 OCT 2014 |
| 6 | DOB SUBMISSION | 19 DEC 2014 |
| 7 | CD PROGRESS ISSUE 3 | 09 MAR 2015 |
| 8 | CD PROGRESS ISSUE 4 | 01 JUN 2015 |
| 9 | CD PROGRESS ISSUE 5 | 10 AUG 2015 |
| 10 | DOB AMENDMENT 2 | 18 SEP 2015 |
| 11 | CD PROGRESS ISSUE 6 | 02 NOV 2015 |
| 12 | CD PROGRESS ISSUE 7 | 29 JAN 2016 |
| 13 | CD PROGRESS ISSUE 8 - GMP SET | 18 MAR 2016 |
| 14 | CD BULLETIN ISSUE 3 | 25 MAY 2016 |
| 15 | DOB AMENDMENT 3 | 03 OCT 2016 |

0 4'-0" 8'-0" 16'-0"

Discrepancies must be reported immediately to the Architect before proceeding. Only figured dimensions are to be used. Contractors must check all dimensions on site. This drawing is protected by copyright.

ALL DIMENSIONS ARE SHOWN IN IMPERIAL.

CONSULTANT:
AKF
ONE LIBERTY PLAZA, 165 BROADWAY, 22nd FLOOR
NEW YORK, NY 10006
T: 212.354.5656 F: 212.354.5668
www.akfgroup.com
Philadelphia / Princeton / Dallas / Rochester / Sarasota

PROJECT:
**217 WEST 57TH STREET**
NEW YORK, NY

DRAWING TITLE:
MECHANICAL
44th and 45th FLOOR PLANS - DUCTWORK (TYPICAL 30th-44th FLOORS) (MFD-55th-69th FLOOR and MFD-70th FLOOR)

SEAL & SIGNATURE:

| | |
|---|---|
| DATE: | 04/04/14 |
| PROJECT No: | Y130747-000 |
| DRAWN: RC/AZ | REV: 15 |
| CHK: PHS | |
| SCALE: As indicated | |
| DWG No: | M-142.02 |
| DOB PAGE No: | 28 of 132 |

DOB EMPLOYEE STAMP:

DOB B-SCAN:

36" x 48" ANYE B - SHEET SIZE
FILE NAME:
PLOT DATE: 10/19/2016 4:26:26 PM

DEPT OF BLDGS 121264256 Job Number
E300426535550 Scan Code

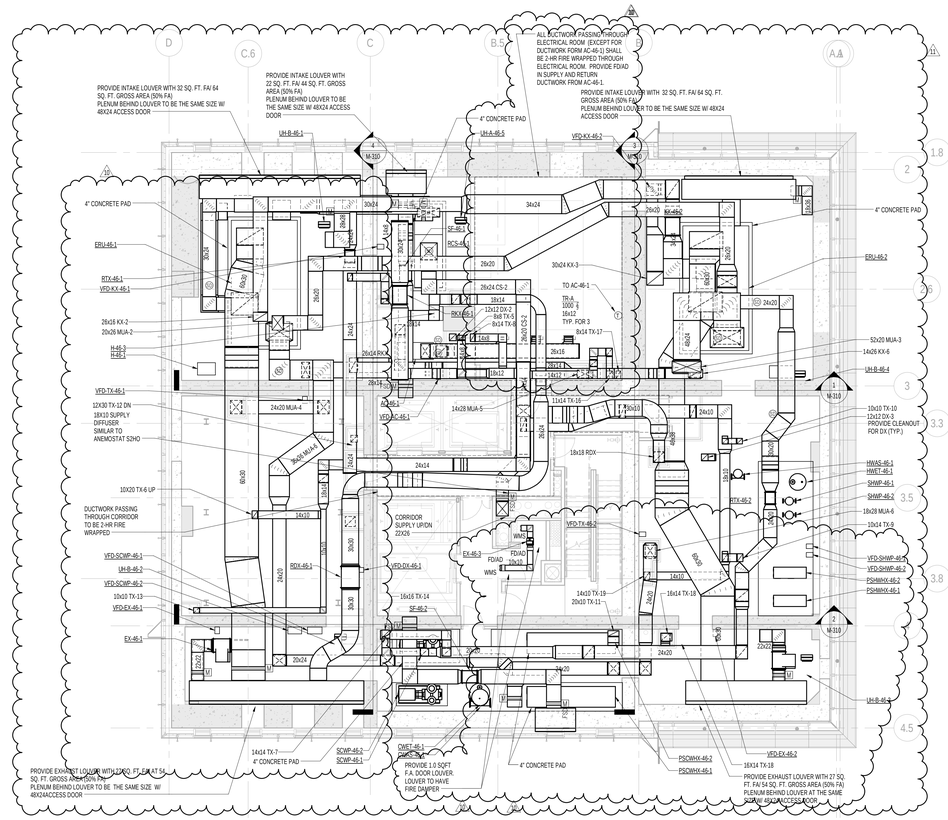


1 46th FLOOR PLAN
SCALE: 1/8" = 1'-0"

KEY PLAN:

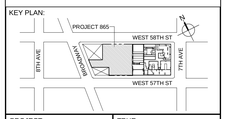


PROJECT NORTH | TRUE NORTH

DEVELOPER:
**EXTELL DEVELOPMENT COMPANY**
805 THIRD AVENUE, 7TH FLOOR
New York, NY 10022 USA
TEL: 212 712 6000 FAX: 212 712 6100

DESIGN ARCHITECT: Base Building Shell & Core
**ADRIAN SMITH + GORDON GILL ARCHITECTURE**
111 WEST MONROE STREET SUITE 2300
CHICAGO IL 60603
TEL: 312 920 1888 FAX: 312 920 1775

INTERIOR DESIGNER: Residential
**Rottet Architecture and Design Studio, PLLC**
298 Fifth Ave, 7th Floor
New York, NY 10001
TEL: 646 998 7000 FAX:

ARCHITECT OF RECORD:Base Building Shell, Core, & Residential
**AAI ARCHITECTS, P.C.**
401 Wellington St. W., 3rd Floor
Toronto, ON M5V 1E7 Canada
TEL: 416 967 1500 FAX: 416 967 7150

STRUCTURAL ENGINEERS:
**WSP CANTOR SEINUK**
228 EAST 45th Street
New York, NY 10017 USA
TEL: 212 687 9888 FAX: 646 487 5501

MEP ENGINEERS:
**AKF GROUP**
One Liberty Plaza, 165 Broadway, 22nd Floor
New York, NY 10006 USA
TEL: 212 354 5656 FAX: 212 354 5668

GEOTECHNICAL ENGINEERS:
**Langan Engineering & Environmental Services**
21 Penn Plaza - 360 West 31st Street, 8th Floor
New York, NY 10001-2727
TEL: 212 479 5400 FAX: 212 479 5444

CODE CONSULTANTS:
**Construction Consulting Associates**
100 Church Street
New York, NY 10007
TEL: 212 385 1818 FAX: 212 385 1911

CURTAINWALL CONSULTANT:
**AJLP Consulting**
40 Worth Street. Suite 826
New York, NY 10013
TEL: 212 757 5659 FAX: 646 219 8508

LANDMARK/PRESERVATION CONSULTANT:
**Jan Hird Pokorny Associates, Inc.**
39 West 37th Street, 12A
New York, NY 10018
TEL: 212 759 6462 FAX: 212 759 6540

| No. | DESCRIPTION | DATE |
|---|---|---|
| 1 | ISSUED FOR SCHEMATIC DESIGN | 04 APR 2014 |
| 2 | ISSUED FOR DESIGN DEVELOPMENT | 01 JUL 2014 |
| 3 | ISSUED FOR DESIGN DEVELOPMENT | 31 JUL 2014 |
| 4 | CD PROGRESS ISSUE 1 | 15 OCT 2014 |
| 5 | ISSUED FOR BID - MECHANICAL | 15 OCT 2014 |
| 6 | DOB SUBMISSION | 19 DEC 2014 |
| 7 | CD PROGRESS ISSUE 4 | 01 JAN 2015 |
| 8 | CD PROGRESS ISSUE 5 | 10 AUG 2015 |
| 9 | DOB AMENDMENT 2 | 18 SEP 2015 |
| 10 | CD PROGRESS ISSUE 6 | 02 NOV 2015 |
| 11 | CD PROGRESS ISSUE 7 | 29 JAN 2016 |
| 12 | CD PROGRESS ISSUE 8 - GMP SET | 18 MAR 2016 |
| 13 | DOB AMENDMENT 3 | 03 OCT 2016 |

0 4'-0" 8'-0" 16'-0"

Discrepancies must be reported immediately to the Architect before proceeding. Only figured dimensions are to be used. Contractors must check all dimensions on site. This drawing is protected by copyright.

ALL DIMENSIONS ARE SHOWN IN IMPERIAL.

CONSULTANT:
AKF
ONE LIBERTY PLAZA, 165 BROADWAY, 22nd FLOOR
NEW YORK, NY 10006
T: 212.354.5656 F: 212.354.5668
Phoenix • Boston • Washington • Los Angeles • Chicago • Seattle • Dallas • Fort Worth • Houston • Denver • Seattle

PROJECT:
**217 WEST 57TH STREET**
NEW YORK, NY

DRAWING TITLE:
MECHANICAL
46th FLOOR PLAN - DUCTWORK
(MFD-71st FLOOR)

SEAL & SIGNATURE:

| | |
|---|---|
| DATE: | 04/04/14 |
| PROJECT No: | Y130747-000 |
| DRAWN: RC/AZ | REV: |
| CHK: PHS | 13 |
| SCALE: 1/8" = 1'-0" | |
| DWG No: | M-143.02 |
| DOB PAGE No: | 29 of 132 |

DOB EMPLOYEE STAMP: DOB B-SCAN:

36" x 48" ANSI E SHEET SIZE

FILE NAME:
PLOT DATE: 10/18/2016 4:08:54 PM

DEPT OF BLDGS 121205255 Job Number
E326967542 Scan Code

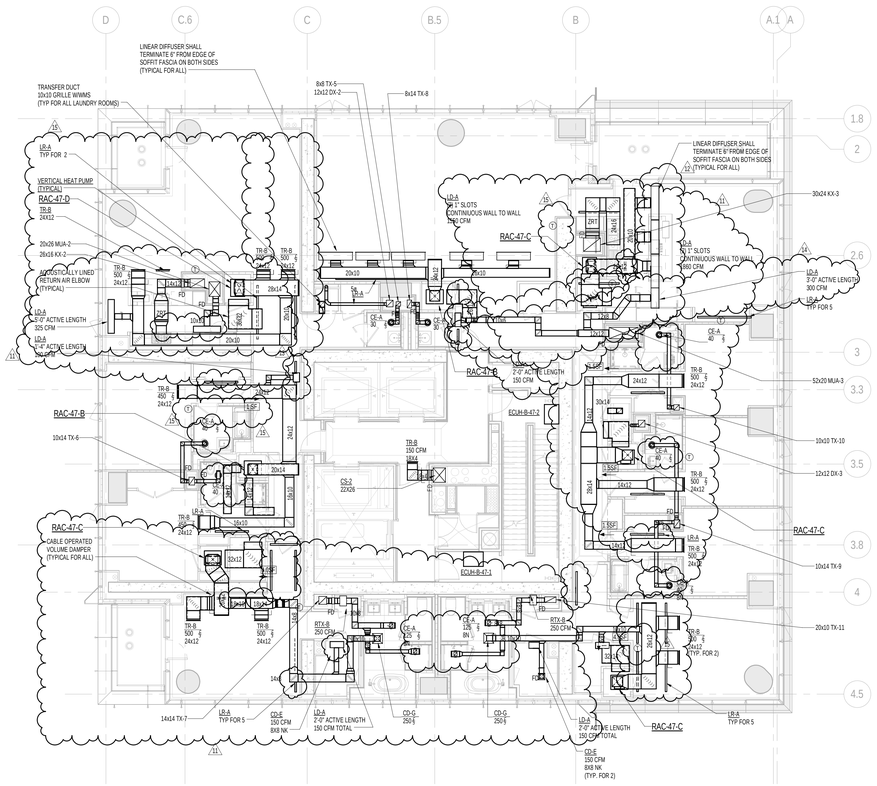


1 47th FLOOR PLAN
SCALE: 1/8" = 1'-0"

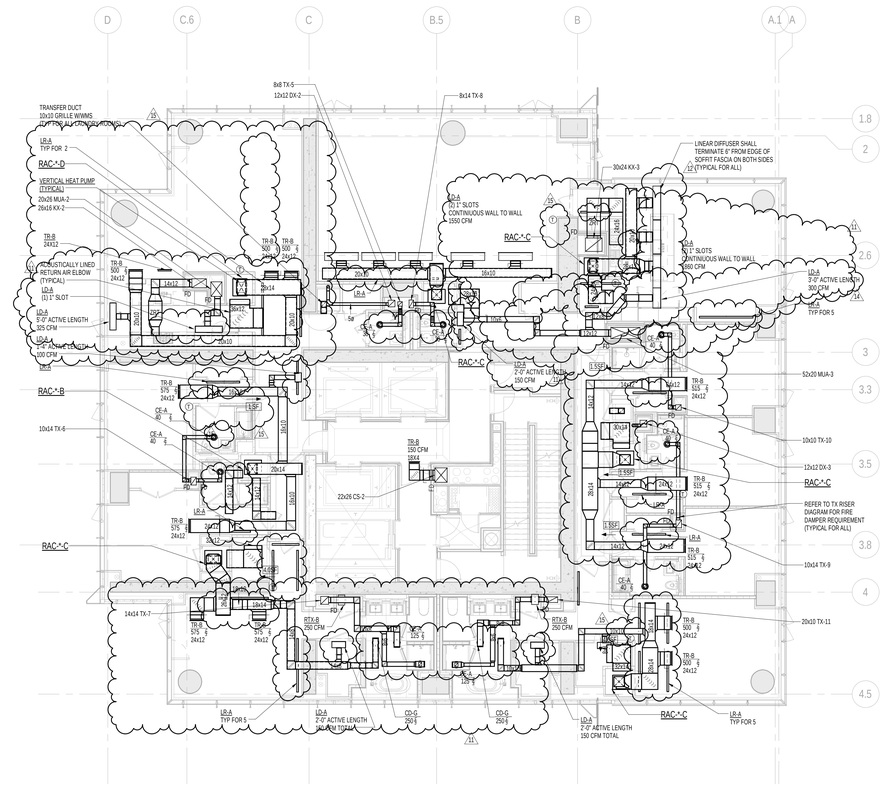


2 TYPICAL 48th-65th FLOOR PLANS
SCALE: 1/8" = 1'-0"

NOTE:

1. ALL ARCHITECTURAL RETURN AIR OPENINGS IN MILLWORK ETC. SHALL BE BASED ON (2) 1" SLOT LINEARS SIMILAR TO LR-A'S BASED ON RETURN FREE AREA. NOTED. REFER TO ARCHITECTURAL PLANS FOR LOCATIONS.
2. REFER TO ARCHITECTURAL PLANS FOR EXACTL LOCATIONS OF ALL DEVICES AND AIR OUTLETS.
3. REFER TO RISER DIAGRAMS AND DETAILS FOR ALL DEVICES AND TYPES SHOWN ON MECHANICAL DRAWINGS.



KEY PLAN:

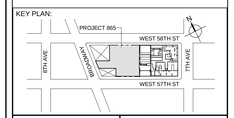


PROJECT NORTH

TRUE NORTH

DEVELOPER:
***EXTELL DEVELOPMENT COMPANY***
805 THIRD AVENUE, 7TH FLOOR
New York, NY 10022 USA
TEL: 212 712 6000 FAX: 212 712 6100

DESIGN ARCHITECT: Base Building Shell & Core
***ADRIAN SMITH + GORDON GILL ARCHITECTURE***
111 WEST MONROE STREET SUITE 2300
CHICAGO IL 60603
TEL: 312 920 1888 FAX: 312 920 1775

INTERIOR DESIGNER: Residential
***Rottet Architecture and Design Studio, PLLC***
298 Fifth Ave, 7th Floor
New York, NY 10001
TEL: 646 998 7000 FAX:

ARCHITECT OF RECORD:Base Building Shell, Core, & Residential
***AAI ARCHITECTS, P.C.***
401 Wellington St. W., 3rd Floor
Toronto, ON M5V 1E7 Canada
TEL: 416 967 1500 FAX: 416 967 7150

STRUCTURAL ENGINEERS:
***WSP CANTOR SEINUK***
228 EAST 45th Street
New York, NY 10017 USA
TEL: 212 687 9888 FAX: 646 487 5501

MEP ENGINEERS:
***AKF GROUP***
One Liberty Plaza, 165 Broadway, 22nd Floor
New York, NY 10006 USA
TEL: 212 354 5656 FAX: 212 354 5668

GEOTECHNICAL ENGINEERS:
***Langan Engineering & Environmental Services***
21 Penn Plaza - 360 West 31st Street, 8th Floor
New York, NY 10001-2727
TEL: 212 479 5400 FAX: 212 479 5444

CODE CONSULTANTS:
***Construction Consulting Associates***
100 Church Street
New York, NY 10007
TEL: 212 385 1818 FAX: 212 385 1911

CURTAINWALL CONSULTANT:
***AJLP Consulting***
40 Worth Street. Suite 826
New York, NY 10013
TEL: 212 757 5659 FAX: 646 219 8508

LANDMARK/PRESERVATION CONSULTANT:
***Jan Hird Pokorny Associates, Inc.***
39 West 37th Street, 12A
New York, NY 10018
TEL: 212 759 6462 FAX: 212 759 6540

| No. | DESCRIPTION | DATE |
|---|---|---|
| 1 | ISSUED FOR SCHEMATIC DESIGN | 04 APR 2014 |
| 2 | ISSUED FOR DESIGN DEVELOPMENT | 01 JUL 2014 |
| 3 | ISSUED FOR DESIGN DEVELOPMENT | 31 JUL 2014 |
| 4 | CD PROGRESS ISSUE 1 | 15 OCT 2014 |
| 5 | ISSUED FOR BID - MECHANICAL | 15 OCT 2014 |
| 6 | DOB SUBMISSION | 19 DEC 2014 |
| 7 | CD PROGRESS ISSUE 3 | 09 MAR 2015 |
| 8 | CD PROGRESS ISSUE 4 | 01 JUN 2015 |
| 9 | CD PROGRESS ISSUE 5 | 10 AUG 2015 |
| 10 | DOB AMENDMENT 2 | 18 SEP 2015 |
| 11 | CD PROGRESS ISSUE 6 | 02 NOV 2015 |
| 12 | CD PROGRESS ISSUE 7 | 29 JAN 2016 |
| 13 | CD PROGRESS ISSUE 8 - GMP SET | 18 MAR 2016 |
| 14 | CD BULLETIN ISSUE 2 | 06 MAY 2016 |
| 15 | CD BULLETIN ISSUE 7 | 14 SEPT 2016 |
| 16 | DOB AMENDMENT 3 | 03 OCT 2016 |

0 4'-0" 8'-0" 16'-0"

Discrepancies must be reported immediately to the Architect before proceeding. Only figured dimensions are to be used. Contractors must check all dimensions on site. This drawing is protected by copyright.

ALL DIMENSIONS ARE SHOWN IN IMPERIAL.

CONSULTANT:
AKF
ONE LIBERTY PLAZA, 165 BROADWAY, 22nd FLOOR
NEW YORK, NY 10006
T: 212.354.5656 F: 212.354.5668
www.akfgroup.com
Philadelphia / Princeton / Dallas / Rochester / Sarasota

PROJECT:

**217 WEST 57TH STREET**
NEW YORK, NY

DRAWING TITLE:

MECHANICAL
47th and 48th FLOOR PLANS - DUCTWORK (TYPICAL 48th-65th FLOORS) (MFD-77th FLOOR and MFD-78th-95th FLOOR)

SEAL & SIGNATURE:




| | |
|---|---|
| DATE: | 04/04/14 |
| PROJECT No: | Y130747-000 |
| DRAWN: RC/AZ | REV: 16 |
| CHK: PHS | |
| SCALE: As indicated | |
| DWG No: | M-144.02 |
| DOB PAGE No: | 30 of 132 |

DOB EMPLOYEE STAMP:

DOB B-SCAN:

36" x 48" ANSI E - SHEET SIZE
FILE NAME:
PLOT DATE: 10/19/2016 4:25:44 PM

DEPT OF BLDGS 121326426 Job Number
E300113499600 Scan Code

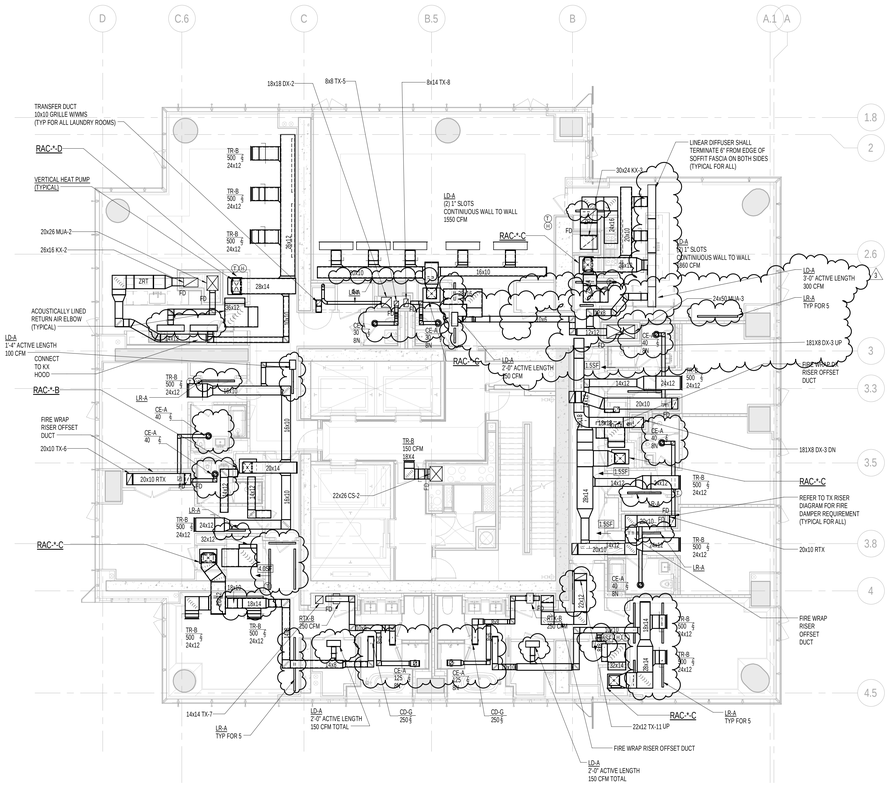


1 66th FLOOR PLAN
SCALE: 1/8" = 1'-0"

NOTE:

1. ALL ARCHITECTURAL RETURN AIR OPENINGS IN MILLWORK ETC. SHALL BE BASED ON (21) " SLOT LINEARS SIMILAR TO LR-A'S BASED ON RETURN FREE AREA. NOTED. REFER TO ARCHITECTURAL PLANS FOR LOCATIONS.
2. REFER TO ARCHITECTURAL PLANS FOR EXACTL LOCATIONS OF ALL DEVICES AND AIR OUTLETS.
3. REFER TO RISER DIAGRAMS AND DETAILS FOR ALL DEVICES AND TYPES SHOWN ON MECHANICAL DRAWINGS.

KEY PLAN:

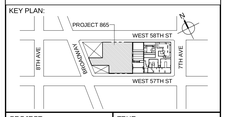


PROJECT NORTH

TRUE NORTH

DEVELOPER:
***EXTELL DEVELOPMENT COMPANY***
805 THIRD AVENUE, 7TH FLOOR
New York, NY 10022 USA
TEL: 212 712 6000 FAX: 212 712 6100

DESIGN ARCHITECT: Base Building Shell & Core
***ADRIAN SMITH + GORDON GILL ARCHITECTURE***
111 WEST MONROE STREET SUITE 2300
CHICAGO IL 60603
TEL: 312 920 1888 FAX: 312 920 1775

INTERIOR DESIGNER: Residential
***Rottet Architecture and Design Studio, PLLC***
298 Fifth Ave, 7th Floor
New York, NY 10001
TEL: 646 998 7000 FAX:

ARCHITECT OF RECORD:Base Building Shell, Core, & Residential
***AAI ARCHITECTS, P.C.***
401 Wellington St. W., 3rd Floor
Toronto, ON M5V 1E7 Canada
TEL: 416 967 1500 FAX: 416 967 7150

STRUCTURAL ENGINEERS:
***WSP CANTOR SEINUK***
228 EAST 45th Street
New York, NY 10017 USA
TEL: 212 687 9888 FAX: 646 487 5501

MEP ENGINEERS:
***AKF GROUP***
One Liberty Plaza, 165 Broadway, 22nd Floor
New York, NY 10006 USA
TEL: 212 354 5656 FAX: 212 354 5668

GEOTECHNICAL ENGINEERS:
***Langan Engineering & Environmental Services***
21 Penn Plaza - 360 West 31st Street, 8th Floor
New York, NY 10001-2727
TEL: 212 479 5400 FAX: 212 479 5444

CODE CONSULTANTS:
***Construction Consulting Associates***
100 Church Street
New York, NY 10007
TEL: 212 385 1818 FAX: 212 385 1911

CURTAINWALL CONSULTANT:
***AJLP Consulting***
40 Worth Street. Suite 826
New York, NY 10013
TEL: 212 757 5659 FAX: 646 219 8508

LANDMARK/PRESERVATION CONSULTANT:
***Jan Hird Pokorny Associates, Inc.***
39 West 37th Street, 12A
New York, NY 10018
TEL: 212 759 6462 FAX: 212 759 6540

| No. | DESCRIPTION | DATE |
|---|---|---|
| 1 | CD PROGRESS ISSUE 7 | 29 JAN 2016 |
| 2 | CD PROGRESS ISSUE 8 - GMP SET | 18 MAR 2016 |
| 3 | CD BULLETIN ISSUE 2 | 06 MAY 2016 |
| 4 | DOB AMENDMENT 3 | 03 OCT 2016 |

0 4' - 0" 8' - 0" 16' - 0"

Discrepancies must be reported immediately to the Architect before proceeding. Only figured dimensions are to be used. Contractors must check all dimensions on site. This drawing is protected by copyright.

ALL DIMENSIONS ARE SHOWN IN IMPERIAL.

CONSULTANT:
AKF
ONE LIBERTY PLAZA, 165 BROADWAY, 22nd FLOOR
NEW YORK, NY 10006
T: 212.354.5656 F: 212.354.5668
Atlanta / Boise / Mexico City / Minneapolis / New York
Philadelphia / Houston / Fairfax / Rockville / Stamford

PROJECT:

**217 WEST 57TH STREET**

NEW YORK, NY

DRAWING TITLE:

MECHANICAL
65th and 66th FLOOR PLANS -
DUCTWORK (MFD-95th-96th FLOOR)

SEAL & SIGNATURE:

STATE OF NEW YORK
STEPHEN P. SCHNEIDER
025 291 05
LICENSED PROFESSIONAL ENGINEER

| | |
|---|---|
| DATE: | 01/29/16 |
| PROJECT No: | Y130747-000 |
| DRAWN: AZ | REV: |
| CHK: PHS | 4 |

DWG No:

**M-153.00**

DOB EMPLOYEE STAMP:

DOB B-SCAN:

36" x 48" ANSI E SHEET SIZE
FILE NAME:
PLOT DATE: 10/13/2016 4:36:12 PM

DEPT OF BLDGS 421206206 Job Number
E321420506 Scan Code

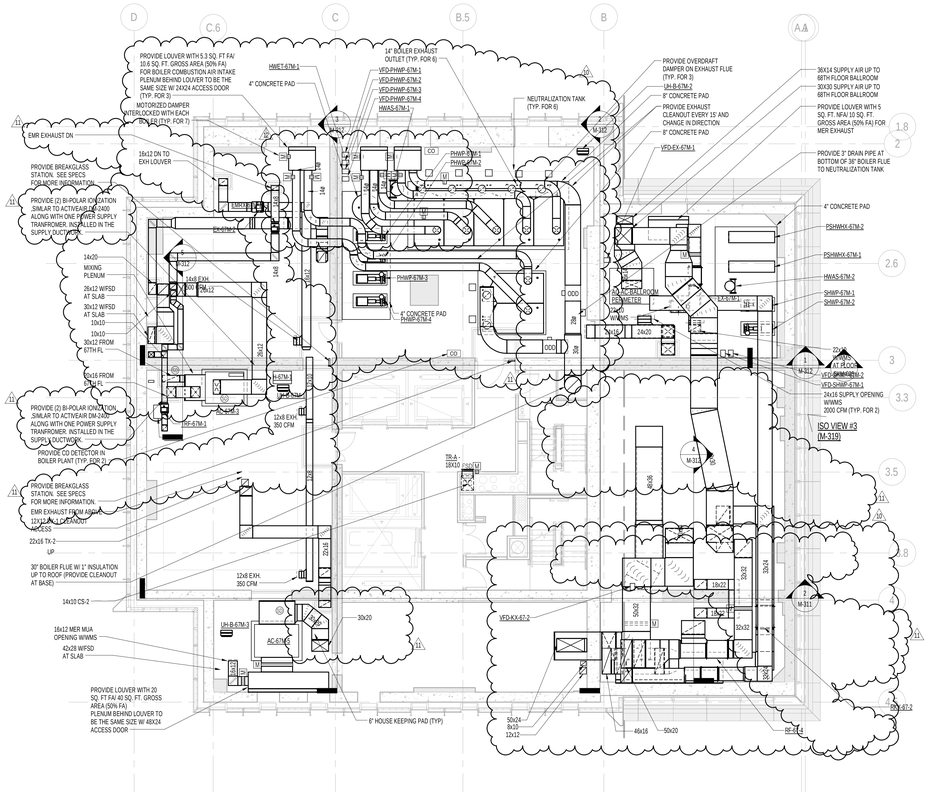


2 67th FLOOR INTERMEDIATE PLAN
SCALE: 1/8" = 1'-0"

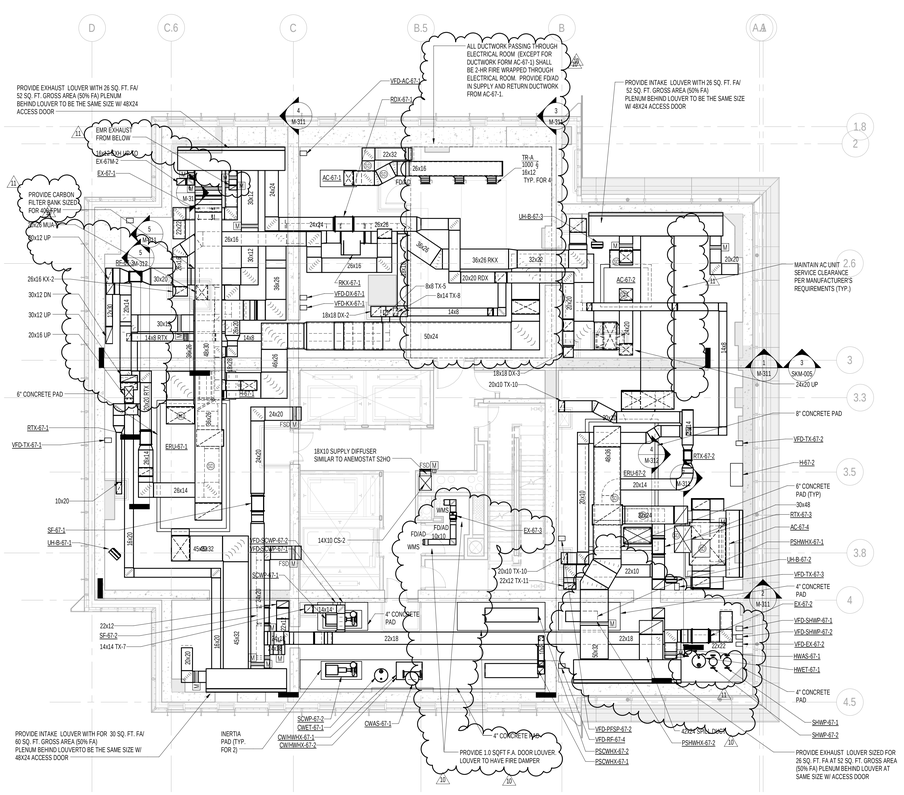


1 67th FLOOR PLAN
SCALE: 1/8" = 1'-0"

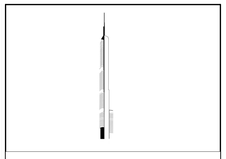

KEY PLAN:

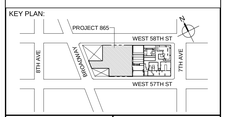


PROJECT NORTH | TRUE NORTH

DEVELOPER:
***EXTELL DEVELOPMENT COMPANY***
805 THIRD AVENUE, 7TH FLOOR
New York, NY 10022 USA
TEL: 212 712 6000 FAX: 212 712 6100

DESIGN ARCHITECT: Base Building Shell & Core
***ADRIAN SMITH + GORDON GILL ARCHITECTURE***
111 WEST MONROE STREET SUITE 2300
CHICAGO IL 60603
TEL: 312 920 1888 FAX: 312 920 1775

INTERIOR DESIGNER: Residential
***Rottet Architecture and Design Studio, PLLC***
298 Fifth Ave, 7th Floor
New York, NY 10001
TEL: 646 998 7000 FAX:

ARCHITECT OF RECORD:Base Building Shell, Core, & Residential
***AAI ARCHITECTS, P.C.***
401 Wellington St. W., 3rd Floor
Toronto, ON M5V 1E7 Canada
TEL: 416 967 1500 FAX: 416 967 7150

STRUCTURAL ENGINEERS:
***WSP CANTOR SEINUK***
228 EAST 45th Street
New York, NY 10017 USA
TEL: 212 687 9888 FAX: 646 487 5501

MEP ENGINEERS:
***AKF GROUP***
One Liberty Plaza, 165 Broadway, 22nd Floor
New York, NY 10006 USA
TEL: 212 354 5656 FAX: 212 354 5668

GEOTECHNICAL ENGINEERS:
***Langan Engineering & Environmental Services***
21 Penn Plaza - 360 West 31st Street, 8th Floor
New York, NY 10001-2727
TEL: 212 479 5400 FAX: 212 479 5444

CODE CONSULTANTS:
***Construction Consulting Associates***
100 Church Street
New York, NY 10007
TEL: 212 385 1818 FAX: 212 385 1911

CURTAINWALL CONSULTANT:
***AJLP Consulting***
40 Worth Street. Suite 826
New York, NY 10013
TEL: 212 757 5659 FAX: 646 219 8508

LANDMARK/PRESERVATION CONSULTANT:
***Jan Hird Pokorny Associates, Inc.***
39 West 37th Street, 12A
New York, NY 10018
TEL: 212 759 6462 FAX: 212 759 6540

| No. | DESCRIPTION | DATE |
|---|---|---|
| 1 | ISSUED FOR SCHEMATIC DESIGN | 04 APR 2014 |
| 2 | ISSUED FOR DESIGN DEVELOPMENT | 01 JUL 2014 |
| 3 | ISSUED FOR DESIGN DEVELOPMENT | 31 JUL 2014 |
| 4 | CD PROGRESS ISSUE 1 | 15 OCT 2014 |
| 5 | ISSUED FOR BID - MECHANICAL | 15 OCT 2014 |
| 6 | DOB SUBMISSION | 19 DEC 2014 |
| 7 | CD PROGRESS ISSUE 3 | 09 MAR 2015 |
| 8 | CD PROGRESS ISSUE 5 | 10 AUG 2015 |
| 9 | DOB AMENDMENT 2 | 18 SEP 2015 |
| 10 | CD PROGRESS ISSUE 6 | 02 NOV 2015 |
| 11 | CD PROGRESS ISSUE 7 | 29 JAN 2016 |
| 12 | CD PROGRESS ISSUE 8 - GMP SET | 18 MAR 2016 |
| 13 | DOB AMENDMENT 3 | 03 OCT 2016 |

0 4' - 0" 8' - 0" 16' - 0"

Discrepancies must be reported immediately to the Architect before proceeding. Only figured dimensions are to be used. Contractors must check all dimensions on site. This drawing is protected by copyright.

ALL DIMENSIONS ARE SHOWN IN IMPERIAL.

CONSULTANT:
AKF
ONE LIBERTY PLAZA, 165 BROADWAY, 22nd FLOOR
NEW YORK, NY 10006
T: 212.354.5656 F: 212.354.5668
Washington • Chicago • Los Angeles • Seattle
Philadelphia • Princeton • Dallas • Cincinnati • Gainesville

PROJECT:
**217 WEST 57TH STREET**
NEW YORK, NY

DRAWING TITLE:
MECHANICAL
67th and 67th FLOOR INTERMEDIATE PLANS - DUCTWORK (MFD-97th-98th FLOOR)

SEAL & SIGNATURE:

| | |
|---|---|
| DATE: | 04/04/14 |
| PROJECT No: | Y130747-000 |
| DRAWN: RC/AZ | REV: 13 |
| CHK: PHS | |
| SCALE: 1/8" = 1'-0" | |
| DWG No: | M-154.02 |
| DOB PAGE No: | 32 of 132 |

DOB EMPLOYEE STAMP: DOB B-SCAN:

36" x 48" ANSI E - SHEET SIZE
FILE NAME:
PLOT DATE: 10/18/2016 4:06:55 PM

DEPT OF BLDGS 121265825 Job Number
E3846034114 Scan Code

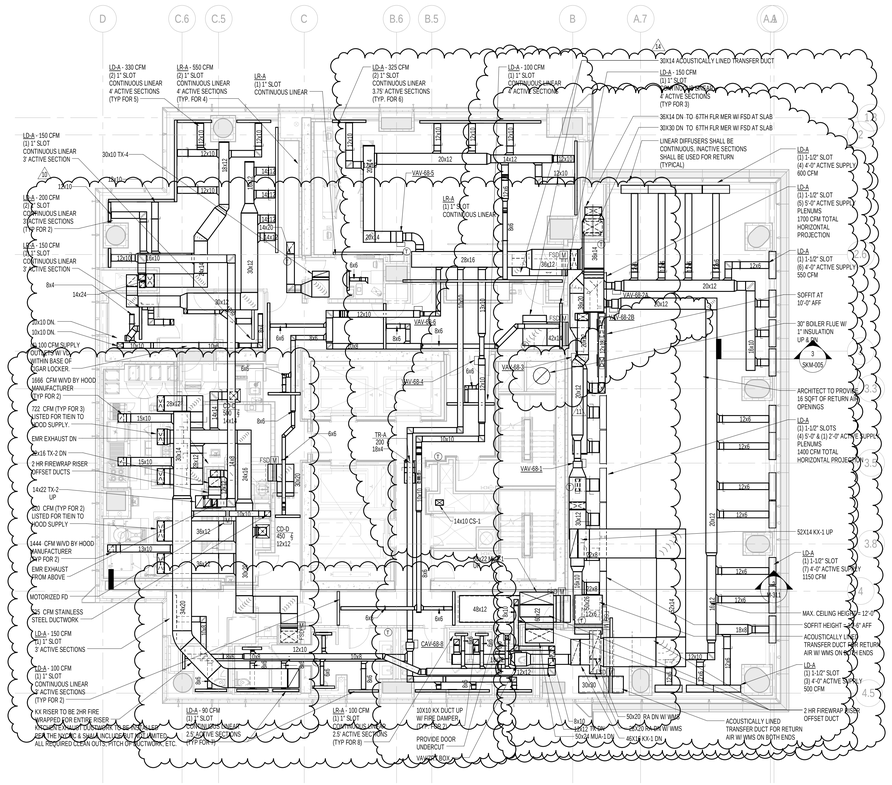


## 1 68th FLOOR PLAN

SCALE: 1/8" = 1'-0"

NOTE:

1. KITCHEN AREA ALONG WITH ALL MEP/FP DESIGN ITEMS PENDING FINAL APPROVED DESIGN LAYOUT BY KITCHEN CONSULTANT
2. ALL MECHANICAL SYSTEMS AND DESIGN ARE SIMILAR TO LR-A'S BASED ON RETURN FREE AREA. NOTED: REFER TO ARCHITECTURAL PLANS FOR LOCATIONS
3. REFER TO ARCHITECTURAL PLANS FOR EXACTL LOCATIONS OF ALL DEVICES AND AIR OUTLETS.
4. REFER TO RISER DIAGRAMS AND DETAILS FOR ALL DEVICES AND TYPES SHOWN ON MECHANICAL DRAWINGS.

KEY PLAN:

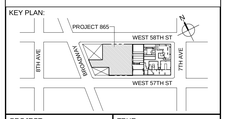


PROJECT NORTH

TRUE NORTH

DEVELOPER:
***EXTELL DEVELOPMENT COMPANY***
805 THIRD AVENUE, 7TH FLOOR
New York, NY 10022 USA
TEL: 212 712 6000 FAX: 212 712 6100

DESIGN ARCHITECT: Base Building Shell & Core
***ADRIAN SMITH + GORDON GILL ARCHITECTURE***
111 WEST MONROE STREET SUITE 2300
CHICAGO IL 60603
TEL: 312 920 1888 FAX: 312 920 1775

INTERIOR DESIGNER: Residential
***Rottet Architecture and Design Studio, PLLC***
298 Fifth Ave, 7th Floor
New York, NY 10001
TEL: 646 998 7000 FAX:

ARCHITECT OF RECORD:Base Building Shell, Core, & Residential
***AAI ARCHITECTS, P.C.***
401 Wellington St. W., 3rd Floor
Toronto, ON M5V 1E7 Canada
TEL: 416 967 1500 FAX: 416 967 7150

STRUCTURAL ENGINEERS:
***WSP CANTOR SEINUK***
228 EAST 45th Street
New York, NY 10017 USA
TEL: 212 687 9888 FAX: 646 487 5501

MEP ENGINEERS:
***AKF GROUP***
One Liberty Plaza, 165 Broadway, 22nd Floor
New York, NY 10006 USA
TEL: 212 354 5656 FAX: 212 354 5668

GEOTECHNICAL ENGINEERS:
***Langan Engineering & Environmental Services***
21 Penn Plaza - 360 West 31st Street, 8th Floor
New York, NY 10001-2727
TEL: 212 479 5400 FAX: 212 479 5444

CODE CONSULTANTS:
***Construction Consulting Associates***
100 Church Street
New York, NY 10007
TEL: 212 385 1818 FAX: 212 385 1911

CURTAINWALL CONSULTANT:
***AJLP Consulting***
40 Worth Street. Suite 826
New York, NY 10013
TEL: 212 757 5659 FAX: 646 219 8508

LANDMARK/PRESERVATION CONSULTANT:
***Jan Hird Pokorny Associates, Inc.***
39 West 37th Street, 12A
New York, NY 10018
TEL: 212 759 6462 FAX: 212 759 6540

| No. | DESCRIPTION | DATE |
|---|---|---|
| 1 | ISSUED FOR SCHEMATIC DESIGN | 04 APR 2014 |
| 2 | ISSUED FOR DESIGN DEVELOPMENT | 01 JUL 2014 |
| 3 | ISSUED FOR DESIGN DEVELOPMENT | 31 JUL 2014 |
| 4 | CD PROGRESS ISSUE 1 | 15 OCT 2014 |
| 5 | ISSUED FOR BID - MECHANICAL | 15 OCT 2014 |
| 6 | DOB SUBMISSION | 19 DEC 2014 |
| 7 | CD PROGRESS ISSUE 3 | 09 MAR 2015 |
| 8 | CD PROGRESS ISSUE 5 | 10 AUG 2015 |
| 9 | DOB AMENDMENT 2 | 18 SEP 2015 |
| 10 | CD PROGRESS ISSUE 6 | 02 NOV 2015 |
| 11 | CD PROGRESS ISSUE 7 | 29 JAN 2016 |
| 12 | CD PROGRESS ISSUE 8 - GMP SET | 18 MAR 2016 |
| 13 | CD BULLETIN ISSUE 4 | 15 JUL 2016 |
| 14 | DOB AMENDMENT 3 | 03 OCT 2016 |

0 4'-0" 8'-0" 16'-0"

Discrepancies must be reported immediately to the Architect before proceeding. Only figured dimensions are to be used. Contractors must check all dimensions on site. This drawing is protected by copyright.

ALL DIMENSIONS ARE SHOWN IN IMPERIAL.

CONSULTANT:
AKF
ONE LIBERTY PLAZA, 165 BROADWAY, 22nd FLOOR
NEW YORK, NY 10006
T: 212.354.5656 F: 212.354.5668
Phoenix • Berlin • Miami • Lima • Vancouver • Santo Tomé

PROJECT:

**217 WEST 57TH STREET**
NEW YORK, NY

DRAWING TITLE:

MECHANICAL
68th FLOOR PLAN - DUCTWORK
(MFD-100th FLOOR)

SEAL & SIGNATURE:

STATE OF NEW YORK · RICHARD H. SCHOFIELD · No. 035170 · PROFESSIONAL ENGINEER

| | |
|---|---|
| DATE: | 08/05/15 |
| PROJECT No: | Y130747-000 |
| DRAWN: AZ | REV: |
| CHK: PHS | 14 |
| SCALE: As indicated | |
| DWG No: | |
| **M-155.02** | |
| DOB PAGE No: | 33 of 132 |

DOB EMPLOYEE STAMP:

DOB B-SCAN:

36" x 48" ANSI E SHEET SIZE
FILE NAME:
PLOT DATE: 10/19/2016 4:27:24 PM

DEPT OF BLDGS 121282635 Job Number
E3571523644 Scan Code

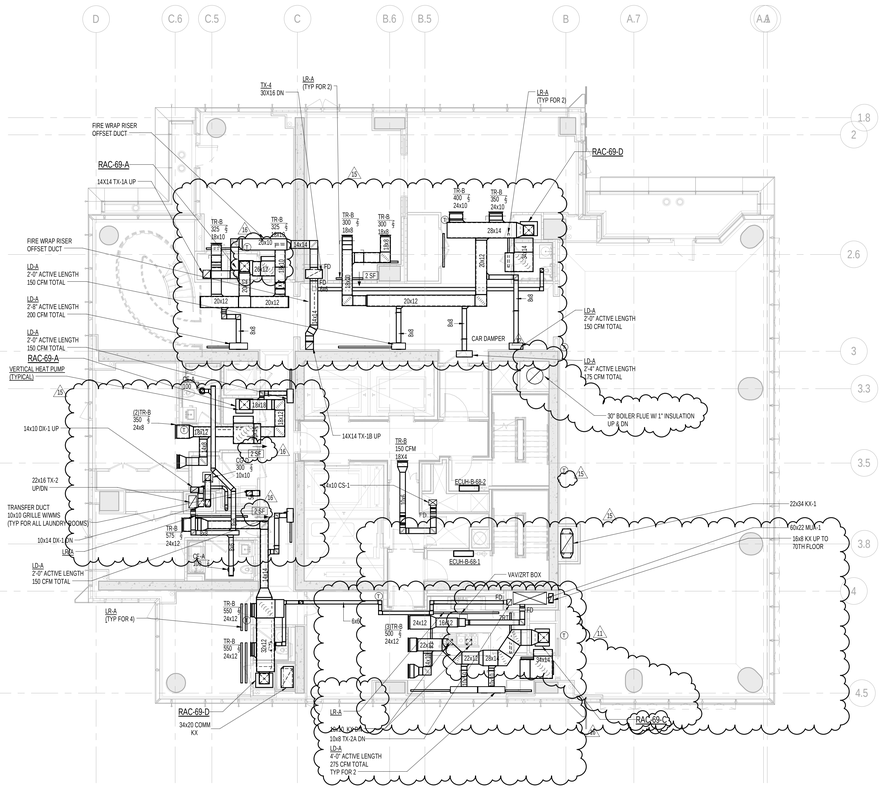


2 69th FLOOR PLAN
SCALE: 1/8" = 1'-0"

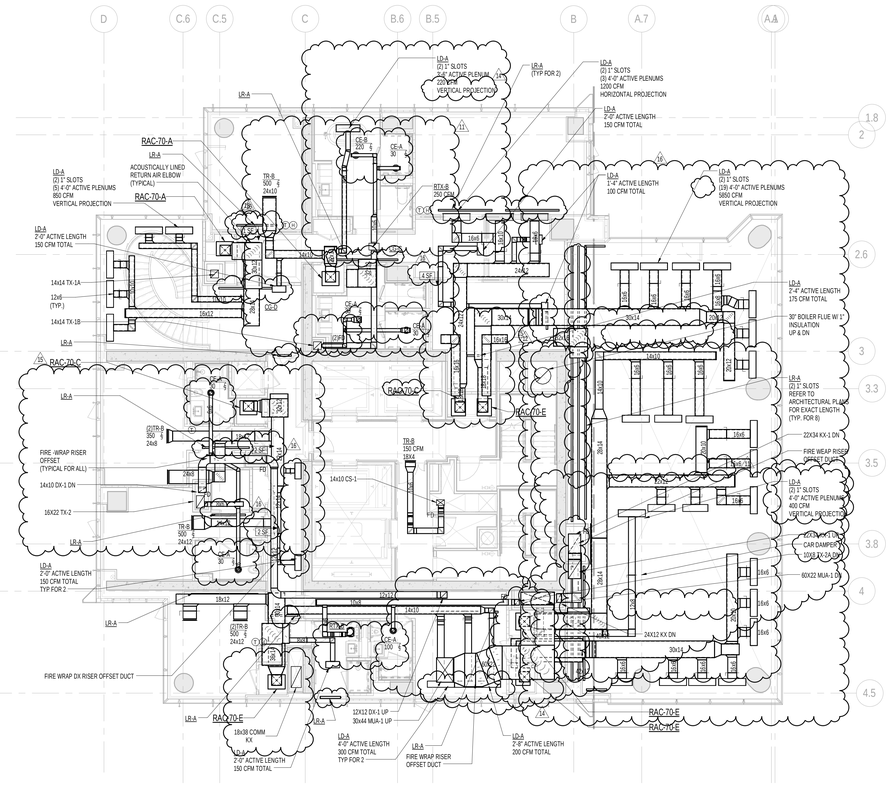


1 70th FLOOR PLAN
SCALE: 1/8" = 1'-0"

NOTE:

1. ALL ARCHITECTURAL RETURN AIR OPENINGS IN MILLWORK ETC. SHALL BE BASED ON (2)1" SLOT LINEARS SIMILAR TO LR-A'S BASED ON RETURN FREE AREA. NOTED. REFER TO ARCHITECTURAL PLANS FOR LOCATIONS.
2. REFER TO ARCHITECTURAL PLANS FOR EXACTL LOCATIONS OF ALL DEVICES AND AIR OUTLETS.
3. REFER TO RISER DIAGRAMS AND DETAILS FOR ALL DEVICES AND TYPES SHOWN ON MECHANICAL DRAWINGS.

KEY PLAN:

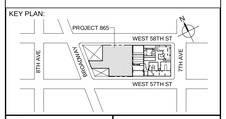


PROJECT NORTH | TRUE NORTH

DEVELOPER:
**EXTELL DEVELOPMENT COMPANY**
805 THIRD AVENUE, 7TH FLOOR
New York, NY 10022 USA
TEL: 212 712 6000 FAX: 212 712 6100

DESIGN ARCHITECT: Base Building Shell & Core
**ADRIAN SMITH + GORDON GILL ARCHITECTURE**
111 WEST MONROE STREET SUITE 2300
CHICAGO IL 60603
TEL: 312 920 1888 FAX: 312 920 1775

INTERIOR DESIGNER: Residential
**Rottet Architecture and Design Studio, PLLC**
298 Fifth Ave, 7th Floor
New York, NY 10001
TEL: 646 998 7000 FAX:

ARCHITECT OF RECORD:Base Building Shell, Core, & Residential
**AAI ARCHITECTS, P.C.**
401 Wellington St. W., 3rd Floor
Toronto, ON M5V 1E7 Canada
TEL: 416 967 1500 FAX: 416 967 7150

STRUCTURAL ENGINEERS:
**WSP CANTOR SEINUK**
228 EAST 45th Street
New York, NY 10017 USA
TEL: 212 687 9888 FAX: 646 487 5501

MEP ENGINEERS:
**AKF GROUP**
One Liberty Plaza, 165 Broadway, 22nd Floor
New York, NY 10006 USA
TEL: 212 354 5656 FAX: 212 354 5668

GEOTECHNICAL ENGINEERS:
**Langan Engineering & Environmental Services**
21 Penn Plaza - 360 West 31st Street, 8th Floor
New York, NY 10001-2727
TEL: 212 479 5400 FAX: 212 479 5444

CODE CONSULTANTS:
**Construction Consulting Associates**
100 Church Street
New York, NY 10007
TEL: 212 385 1818 FAX: 212 385 1911

CURTAINWALL CONSULTANT:
**AJLP Consulting**
40 Worth Street. Suite 826
New York, NY 10013
TEL: 212 757 5659 FAX: 646 219 8508

LANDMARK/PRESERVATION CONSULTANT:
**Jan Hird Pokorny Associates, Inc.**
39 West 37th Street, 12A
New York, NY 10018
TEL: 212 759 6462 FAX: 212 759 6540

| No. | DESCRIPTION | DATE |
|---|---|---|
| 1 | ISSUED FOR SCHEMATIC DESIGN | 04 APR 2014 |
| 2 | ISSUED FOR DESIGN DEVELOPMENT | 01 JUL 2014 |
| 3 | ISSUED FOR DESIGN DEVELOPMENT | 31 JUL 2014 |
| 4 | CD PROGRESS ISSUE 1 | 15 OCT 2014 |
| 5 | ISSUED FOR BID - MECHANICAL | 15 OCT 2014 |
| 6 | DOB SUBMISSION | 19 DEC 2014 |
| 7 | CD PROGRESS ISSUE 3 | 09 MAR 2015 |
| 8 | CD PROGRESS ISSUE 4 | 01 JUN 2015 |
| 9 | CD PROGRESS ISSUE 5 | 10 AUG 2015 |
| 10 | DOB AMENDMENT 2 | 18 SEP 2015 |
| 11 | CD PROGRESS ISSUE 6 | 02 NOV 2015 |
| 12 | CD PROGRESS ISSUE 7 | 29 JAN 2016 |
| 13 | CD PROGRESS ISSUE 8 - GMP SET | 18 MAR 2016 |
| 14 | CD BULLETIN ISSUE 3 | 25 MAY 2016 |
| 15 | CD BULLETIN ISSUE 4 | 15 JUL 2016 |
| 16 | CD BULLETIN ISSUE 7 | 14 SEPT 2016 |
| 17 | DOB AMENDMENT 3 | 03 OCT 2016 |

0 4'-0" 8'-0" 16'-0"

Discrepancies must be reported immediately to the Architect before proceeding. Only figured dimensions are to be used. Contractors must check all dimensions on site. This drawing is protected by copyright.

ALL DIMENSIONS ARE SHOWN IN IMPERIAL.

CONSULTANT:
AKF
ONE LIBERTY PLAZA, 165 BROADWAY, 22nd FLOOR
NEW YORK, NY 10006
T: 212.354.5656 F: 212.354.5668
Philadelphia / Princeton / Dallas / Rochester / Sarasota

PROJECT:
**217 WEST 57TH STREET**
NEW YORK, NY

DRAWING TITLE:
MECHANICAL
69th and 70th FLOOR PLANS - DUCTWORK (MFD-107th-108th FLOOR)

SEAL & SIGNATURE:
STATE OF NEW YORK · CHRISTOPHER D. MOORE · No. 075136 · LICENSED PROFESSIONAL ENGINEER

| | |
|---|---|
| DATE: | 04/04/14 |
| PROJECT No: | Y130747-000 |
| DRAWN: RC/AZ | REV: 17 |
| CHK: PHS | |
| SCALE: As indicated | |
| DWG No: | M-156.02 |
| DOB PAGE No: | 34 of 132 |

DOB EMPLOYEE STAMP: DOB B-SCAN:

36" x 48" ANSI E SHEET SIZE
FILE NAME:
PLOT DATE: 11/15/2016 4:28:09 PM

DEPT OF BLDGS 421206305 Job Number
E300061906999 Scan Code

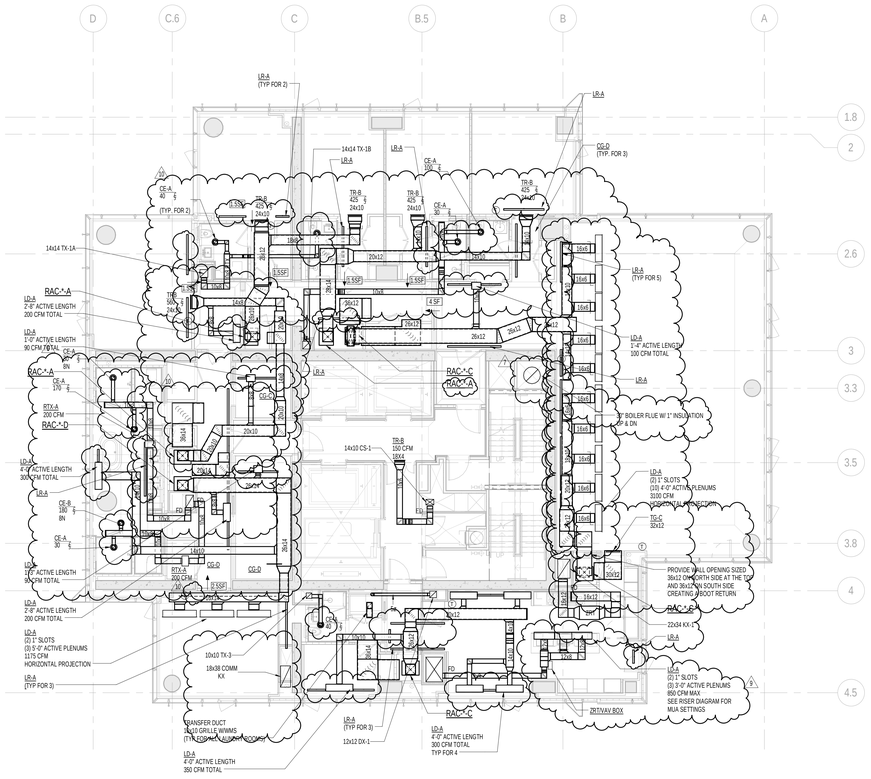


2 TYPICAL 72nd-87th FLOOR PLANS
SCALE: 1/8" = 1'-0"

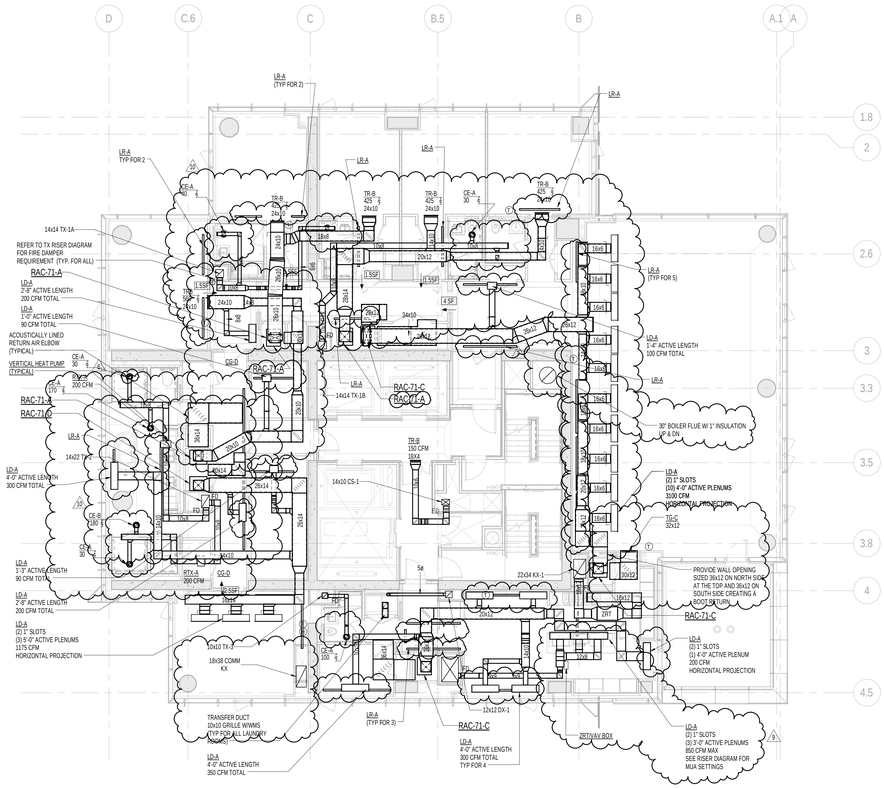


1 71st FLOOR PLAN
SCALE: 1/8" = 1'-0"

NOTE:

1. ALL ARCHITECTURAL RETURN AIR OPENINGS IN MILLWORK ETC. SHALL BE BASED ON (2)1" SLOT LINEARS SIMILAR TO LR-A'S BASED ON RETURN FREE AREA. NOTED. REFER TO ARCHITECTURAL PLANS FOR LOCATIONS.
2. REFER TO ARCHITECTURAL PLANS FOR EXACTL LOCATIONS OF ALL DEVICES AND AIR OUTLETS.
3. REFER TO RISER DIAGRAMS AND DETAILS FOR ALL DEVICES AND TYPES SHOWN ON MECHANICAL DRAWINGS.



KEY PLAN:

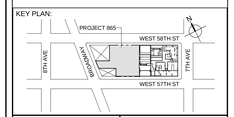


PROJECT NORTH

TRUE NORTH

DEVELOPER:
***EXTELL DEVELOPMENT COMPANY***
805 THIRD AVENUE, 7TH FLOOR
New York, NY 10022 USA
TEL: 212 712 6000 FAX: 212 712 6100

DESIGN ARCHITECT: Base Building Shell & Core
***ADRIAN SMITH + GORDON GILL ARCHITECTURE***
111 WEST MONROE STREET SUITE 2300
CHICAGO IL 60603
TEL: 312 920 1888 FAX: 312 920 1775

INTERIOR DESIGNER: Residential
***Rottet Architecture and Design Studio, PLLC***
298 Fifth Ave, 7th Floor
New York, NY 10001
TEL: 646 998 7000 FAX:

ARCHITECT OF RECORD:Base Building Shell, Core, & Residential
***AAI ARCHITECTS, P.C.***
401 Wellington St. W., 3rd Floor
Toronto, ON M5V 1E7 Canada
TEL: 416 967 1500 FAX: 416 967 7150

STRUCTURAL ENGINEERS:
***WSP CANTOR SEINUK***
228 EAST 45th Street
New York, NY 10017 USA
TEL: 212 687 9888 FAX: 646 487 5501

MEP ENGINEERS:
***AKF GROUP***
One Liberty Plaza, 165 Broadway, 22nd Floor
New York, NY 10006 USA
TEL: 212 354 5656 FAX: 212 354 5668

GEOTECHNICAL ENGINEERS:
***Langan Engineering & Environmental Services***
21 Penn Plaza - 360 West 31st Street, 8th Floor
New York, NY 10001-2727
TEL: 212 479 5400 FAX: 212 479 5444

CODE CONSULTANTS:
***Construction Consulting Associates***
100 Church Street
New York, NY 10007
TEL: 212 385 1818 FAX: 212 385 1911

CURTAINWALL CONSULTANT:
***AJLP Consulting***
40 Worth Street. Suite 826
New York, NY 10013
TEL: 212 757 5659 FAX: 646 219 8508

LANDMARK/PRESERVATION CONSULTANT:
***Jan Hird Pokorny Associates, Inc.***
39 West 37th Street, 12A
New York, NY 10018
TEL: 212 759 6462 FAX: 212 759 6540

| No. | DESCRIPTION | DATE |
|---|---|---|
| 1 | DOB SUBMISSION | 19 DEC 2014 |
| 2 | CD PROGRESS ISSUE 3 | 09 MAR 2015 |
| 3 | CD PROGRESS ISSUE 4 | 01 JUN 2015 |
| 4 | CD PROGRESS ISSUE 5 | 10 AUG 2015 |
| 5 | DOB AMENDMENT 2 | 18 SEP 2015 |
| 6 | CD PROGRESS ISSUE 6 | 02 NOV 2015 |
| 7 | CD PROGRESS ISSUE 7 | 29 JAN 2016 |
| 8 | CD PROGRESS ISSUE 8 - GMP SET | 18 MAR 2016 |
| 9 | CD BULLETIN ISSUE 2 | 06 MAY 2016 |
| 10 | CD BULLETIN ISSUE 4 | 15 JUL 2016 |
| 11 | DOB AMENDMENT 3 | 03 OCT 2016 |

0 4'-0" 8'-0" 16'-0"

Discrepancies must be reported immediately to the Architect before proceeding. Only figured dimensions are to be used. Contractors must check all dimensions on site. This drawing is protected by copyright.

ALL DIMENSIONS ARE SHOWN IN IMPERIAL.

CONSULTANT:
AKF
ONE LIBERTY PLAZA, 165 BROADWAY, 22nd FLOOR
NEW YORK, NY 10006
T: 212.354.5656 F: 212.354.5668
Arlington / Boston / Atlanta City / Minneapolis / New York
Philadelphia / Princeton / Fairfax / Richmond / Stamford

PROJECT:

**217 WEST 57TH STREET**
NEW YORK, NY

DRAWING TITLE:

MECHANICAL
71st and 72nd FLOOR PLANS - DUCTWORK (TYPICAL 72nd-87th FLOORS) (MFD-109th FLOOR and MFD-110th-125th FLOOR)

SEAL & SIGNATURE:

STATE OF NEW YORK · CHRISTOPHER D. MOORE · No. 075170 · LICENSED PROFESSIONAL ENGINEER

| | |
|---|---|
| DATE: | 04/04/14 |
| PROJECT No: | Y130747-000 |
| DRAWN: RC/AZ | REV: |
| CHK: PHS | 11 |
| SCALE: As indicated | |
| DWG No: | |
| **M-157.02** | |
| DOB PAGE No: | 35 of 132 |

DOB EMPLOYEE STAMP:

DOB B-SCAN:

36" x 48" AVAYE B SHEET SIZE
FILE NAME:
PLOT DATE: 10/19/2016 4:29:04 PM

DEPT OF BLDGS 121253625 Job Number
E352035957 Scan Code

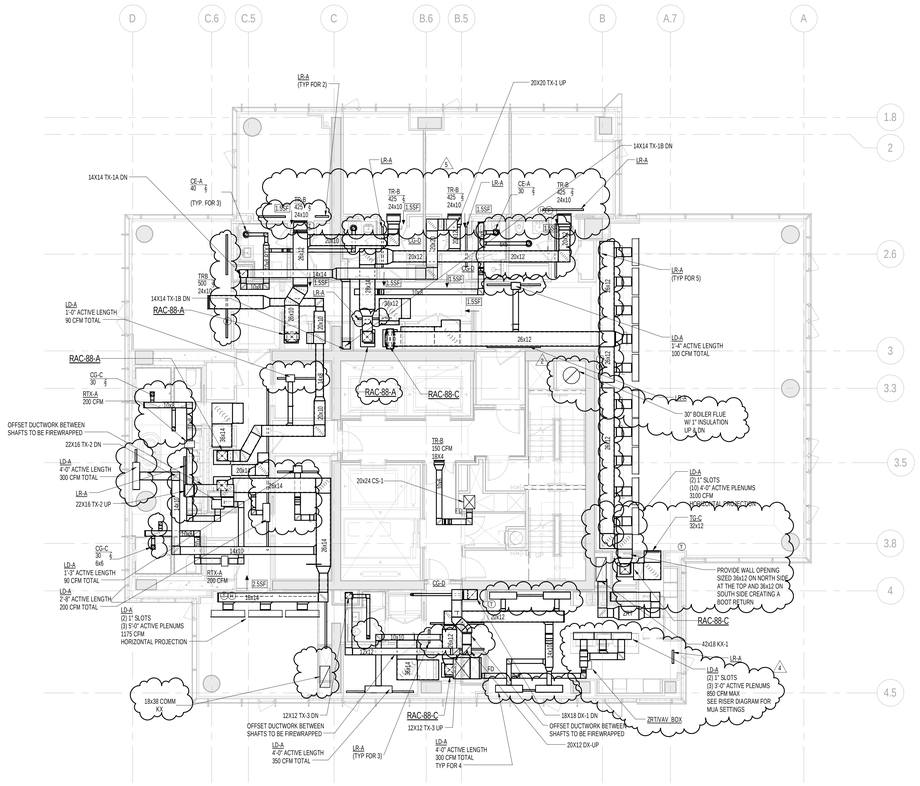


## 2 88th FLOOR PLAN

SCALE: 1/8" = 1'-0"

NOTE:

1. ALL ARCHITECTURAL RETURN AIR OPENINGS IN MILLWORK ETC. SHALL BE BASED ON (2)1" SLOT LINEARS SIMILAR TO LR-A'S BASED ON RETURN FREE AREA. NOTED. REFER TO ARCHITECTURAL PLANS FOR LOCATIONS.
2. REFER TO ARCHITECTURAL PLANS FOR EXACT L LOCATIONS OF ALL DEVICES AND AIR OUTLETS.
3. REFER TO RISER DIAGRAMS AND DETAILS FOR ALL DEVICES AND TYPES SHOWN ON MECHANICAL DRAWINGS.

KEY PLAN:

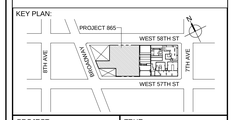


PROJECT NORTH

TRUE NORTH

DEVELOPER:
***EXTELL DEVELOPMENT COMPANY***
805 THIRD AVENUE, 7TH FLOOR
New York, NY 10022 USA
TEL: 212 712 6000 FAX: 212 712 6100

DESIGN ARCHITECT: Base Building Shell & Core
***ADRIAN SMITH + GORDON GILL ARCHITECTURE***
111 WEST MONROE STREET SUITE 2300
CHICAGO IL 60603
TEL: 312 920 1888 FAX: 312 920 1775

INTERIOR DESIGNER: Residential
***Rottet Architecture and Design Studio, PLLC***
298 Fifth Ave, 7th Floor
New York, NY 10001
TEL: 646 998 7000 FAX:

ARCHITECT OF RECORD:Base Building Shell, Core, & Residential
***AAI ARCHITECTS, P.C.***
401 Wellington St. W., 3rd Floor
Toronto, ON M5V 1E7 Canada
TEL: 416 967 1500 FAX: 416 967 7150

STRUCTURAL ENGINEERS:
***WSP CANTOR SEINUK***
228 EAST 45th Street
New York, NY 10017 USA
TEL: 212 687 9888 FAX: 646 487 5501

MEP ENGINEERS:
***AKF GROUP***
One Liberty Plaza, 165 Broadway, 22nd Floor
New York, NY 10006 USA
TEL: 212 354 5656 FAX: 212 354 5668

GEOTECHNICAL ENGINEERS:
***Langan Engineering & Environmental Services***
21 Penn Plaza - 360 West 31st Street, 8th Floor
New York, NY 10001-2727
TEL: 212 479 5400 FAX: 212 479 5444

CODE CONSULTANTS:
***Construction Consulting Associates***
100 Church Street
New York, NY 10007
TEL: 212 385 1818 FAX: 212 385 1911

CURTAINWALL CONSULTANT:
***AJLP Consulting***
40 Worth Street. Suite 826
New York, NY 10013
TEL: 212 757 5659 FAX: 646 219 8508

LANDMARK/PRESERVATION CONSULTANT:
***Jan Hird Pokorny Associates, Inc.***
39 West 37th Street, 12A
New York, NY 10018
TEL: 212 759 6462 FAX: 212 759 6540

| No. | DESCRIPTION | DATE |
|---|---|---|
| 1 | CD PROGRESS ISSUE 5 | 10 AUG 2015 |
| 2 | CD PROGRESS ISSUE 7 | 29 JAN 2016 |
| 3 | CD PROGRESS ISSUE 8 - GMP SET | 18 MAR 2016 |
| 4 | CD BULLETIN ISSUE 2 | 06 MAY 2016 |
| 5 | CD BULLETIN ISSUE 3 | 25 MAY 2016 |
| 6 | DOB AMENDMENT 3 | 03 OCT 2016 |

0 4'-0" 8'-0" 16'-0"

Discrepancies must be reported immediately to the Architect before proceeding. Only figured dimensions are to be used. Contractors must check all dimensions on site. This drawing is protected by copyright.

ALL DIMENSIONS ARE SHOWN IN IMPERIAL.

CONSULTANT:
AKF
ONE LIBERTY PLAZA, 165 BROADWAY, 22nd FLOOR
NEW YORK, NY 10006
T: 212.354.5656 F: 212.354.5668
Phoenix • Berlin • Beijing • Dubai • Frankfurt • Seoul • Tokyo
Philadelphia • Los Angeles • Chicago • Houston • Boston

PROJECT:
**217 WEST 57TH STREET**
NEW YORK, NY

DRAWING TITLE:
MECHANICAL
88th FLOOR PLANS - DUCTWORK
(MFD-126th FLOOR)

SEAL & SIGNATURE:

| | |
|---|---|
| DATE: | 08/05/15 |
| PROJECT No: | Y130747-000 |
| DRAWN: AZ | REV: |
| CHK: PHS | 6 |
| SCALE: As indicated | |
| DWG No: | |
| **M-165.02** | |
| DOB PAGE No: | 36 of 132 |

DOB EMPLOYEE STAMP:

DOB B-SCAN:

36" x 48" ANSI E SHEET SIZE
FILE NAME:
PLOT DATE: 10/19/2016 4:09:29 PM

DEPT OF BLDGS 121263435 Job Number
ES/00793791 Scan Code

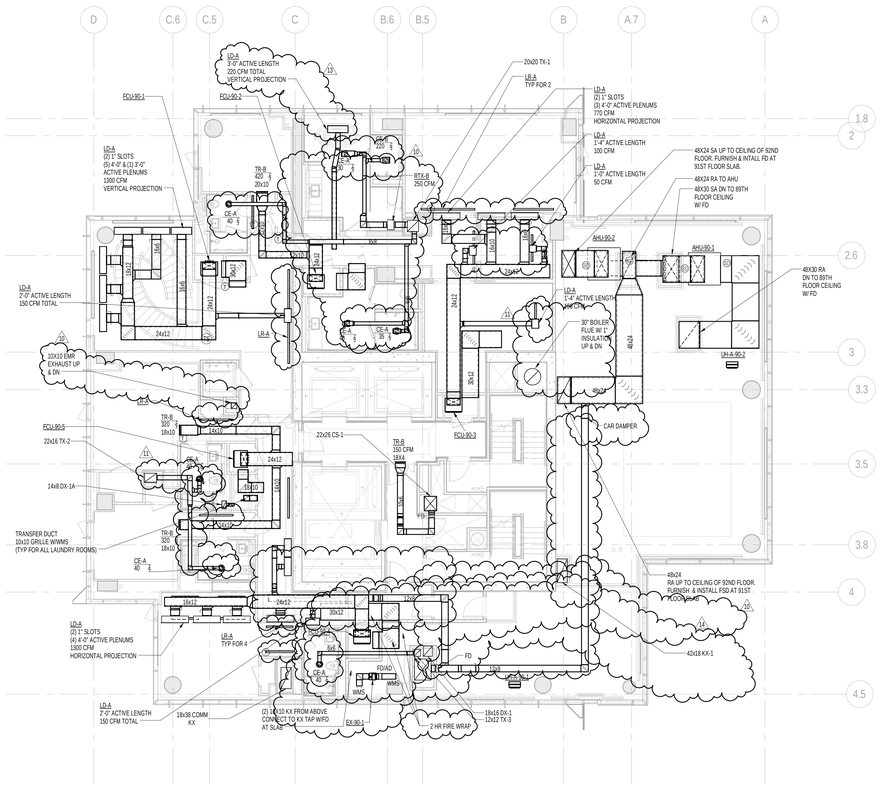


2 90th FLOOR PLAN
SCALE: 1/8" = 1'-0"

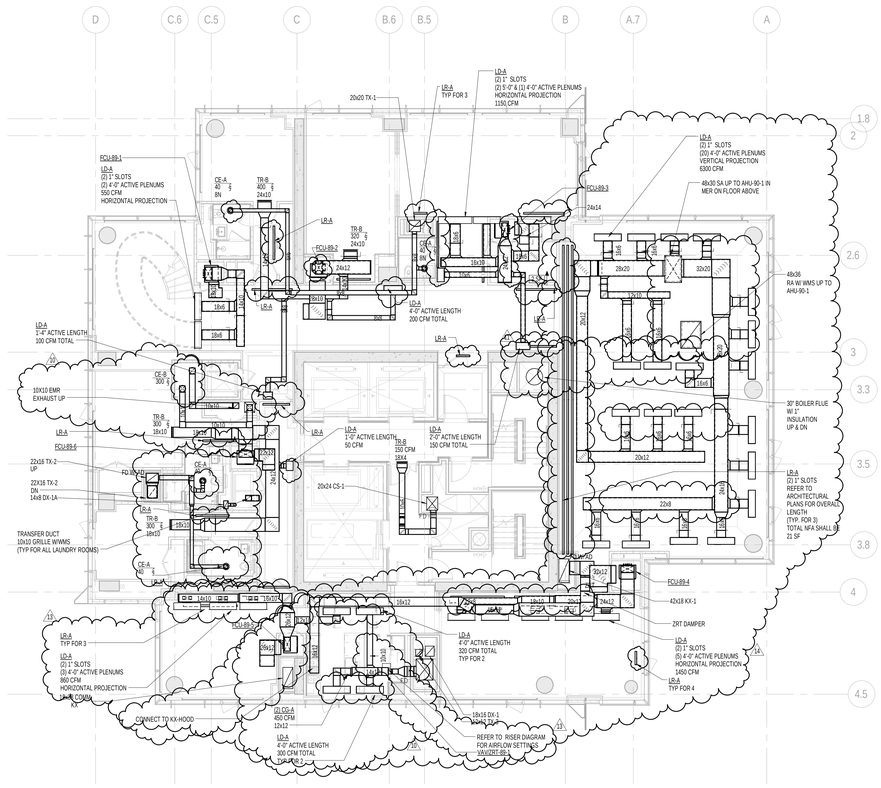


1 89th FLOOR PLAN
SCALE: 1/8" = 1'-0"

NOTE:

1. ALL ARCHITECTURAL RETURN AIR OPENINGS IN MILLWORK ETC. SHALL BE BASED ON (2)1" SLOT LINEARS SIMILAR TO LR-A'S BASED ON RETURN FREE AREA. NOTED. REFER TO ARCHITECTURAL PLANS FOR LOCATIONS.
2. REFER TO ARCHITECTURAL PLANS FOR EXACTL LOCATIONS OF ALL DEVICES AND AIR OUTLETS.
3. REFER TO RISER DIAGRAMS AND DETAILS FOR ALL DEVICES AND TYPES SHOWN ON MECHANICAL DRAWINGS.



KEY PLAN:

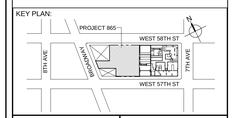


PROJECT NORTH

TRUE NORTH

DEVELOPER:
***EXTELL DEVELOPMENT COMPANY***
805 THIRD AVENUE, 7TH FLOOR
New York, NY 10022 USA
TEL: 212 712 6000 FAX: 212 712 6100

DESIGN ARCHITECT: Base Building Shell & Core
***ADRIAN SMITH + GORDON GILL ARCHITECTURE***
111 WEST MONROE STREET SUITE 2300
CHICAGO IL 60603
TEL: 312 920 1888 FAX: 312 920 1775

INTERIOR DESIGNER: Residential
***Rottet Architecture and Design Studio, PLLC***
298 Fifth Ave, 7th Floor
New York, NY 10001
TEL: 646 998 7000 FAX:

ARCHITECT OF RECORD:Base Building Shell, Core, & Residential
***AAI ARCHITECTS, P.C.***
401 Wellington St. W., 3rd Floor
Toronto, ON M5V 1E7 Canada
TEL: 416 967 1500 FAX: 416 967 7150

STRUCTURAL ENGINEERS:
***WSP CANTOR SEINUK***
228 EAST 45th Street
New York, NY 10017 USA
TEL: 212 687 9888 FAX: 646 487 5501

MEP ENGINEERS:
***AKF GROUP***
One Liberty Plaza, 165 Broadway, 22nd Floor
New York, NY 10006 USA
TEL: 212 354 5656 FAX: 212 354 5668

GEOTECHNICAL ENGINEERS:
***Langan Engineering & Environmental Services***
21 Penn Plaza - 360 West 31st Street, 8th Floor
New York, NY 10001-2727
TEL: 212 479 5400 FAX: 212 479 5444

CODE CONSULTANTS:
***Construction Consulting Associates***
100 Church Street
New York, NY 10007
TEL: 212 385 1818 FAX: 212 385 1911

CURTAINWALL CONSULTANT:
***AJLP Consulting***
40 Worth Street. Suite 826
New York, NY 10013
TEL: 212 757 5659 FAX: 646 219 8508

LANDMARK/PRESERVATION CONSULTANT:
***Jan Hird Pokorny Associates, Inc.***
39 West 37th Street, 12A
New York, NY 10018
TEL: 212 759 6462 FAX: 212 759 6540

| No. | DESCRIPTION | DATE |
|---|---|---|
| 1 | ISSUED FOR SCHEMATIC DESIGN | 04 APR 2014 |
| 2 | ISSUED FOR DESIGN DEVELOPMENT | 01 JUL 2014 |
| 3 | ISSUED FOR DESIGN DEVELOPMENT | 31 JUL 2014 |
| 4 | CD PROGRESS ISSUE 1 | 15 OCT 2014 |
| 5 | ISSUED FOR BID - MECHANICAL | 15 OCT 2014 |
| 6 | DOB SUBMISSION | 19 DEC 2014 |
| 7 | CD PROGRESS ISSUE 3 | 09 MAR 2015 |
| 8 | CD PROGRESS ISSUE 5 | 10 AUG 2015 |
| 9 | DOB AMENDMENT 2 | 18 SEP 2015 |
| 10 | CD PROGRESS ISSUE 6 | 02 NOV 2015 |
| 11 | CD PROGRESS ISSUE 7 | 29 JAN 2016 |
| 12 | CD PROGRESS ISSUE 8 - GMP SET | 18 MAR 2016 |
| 13 | CD BULLETIN ISSUE 3 | 25 MAY 2016 |
| 14 | CD BULLETIN ISSUE 7 | 14 SEPT 2016 |
| 15 | DOB AMENDMENT 3 | 03 OCT 2016 |

0 4'-0" 8'-0" 16'-0"

Discrepancies must be reported immediately to the Architect before proceeding. Only figured dimensions are to be used. Contractors must check all dimensions on site. This drawing is protected by copyright.

ALL DIMENSIONS ARE SHOWN IN IMPERIAL.

CONSULTANT:
AKF
ONE LIBERTY PLAZA, 165 BROADWAY, 22nd FLOOR
NEW YORK, NY 10006
T: 212.354.5656 F: 212.354.5668
Washington / New York / Los Angeles
Philadelphia / Princeton / Dallas / Rochester / Sarthe

PROJECT:

**217 WEST 57TH STREET**
NEW YORK, NY

DRAWING TITLE:

MECHANICAL
89th and 90th FLOOR PLANS - DUCTWORK (MFD-127th-128th FLOOR)

SEAL & SIGNATURE:

STATE OF NEW YORK · PHILIP H. SCHOPPER · 081 097138 · LICENSED PROFESSIONAL ENGINEER

| | |
|---|---|
| DATE: | 04/04/14 |
| PROJECT No: | Y130747-000 |
| DRAWN: AZ | REV: 15 |
| CHK: PHS | |
| SCALE: As indicated | |
| DWG No: | M-166.02 |
| DOB PAGE No: | 37 of 132 |

DOB EMPLOYEE STAMP:

DOB B-SCAN:

36" x 48" ANSI E SHEET SIZE
FILE NAME:
PLOT DATE: 10/19/2016 6:40:24 PM

DEPT OF BLDGS 121253635 Job Number
E300501599B6 Scan Code

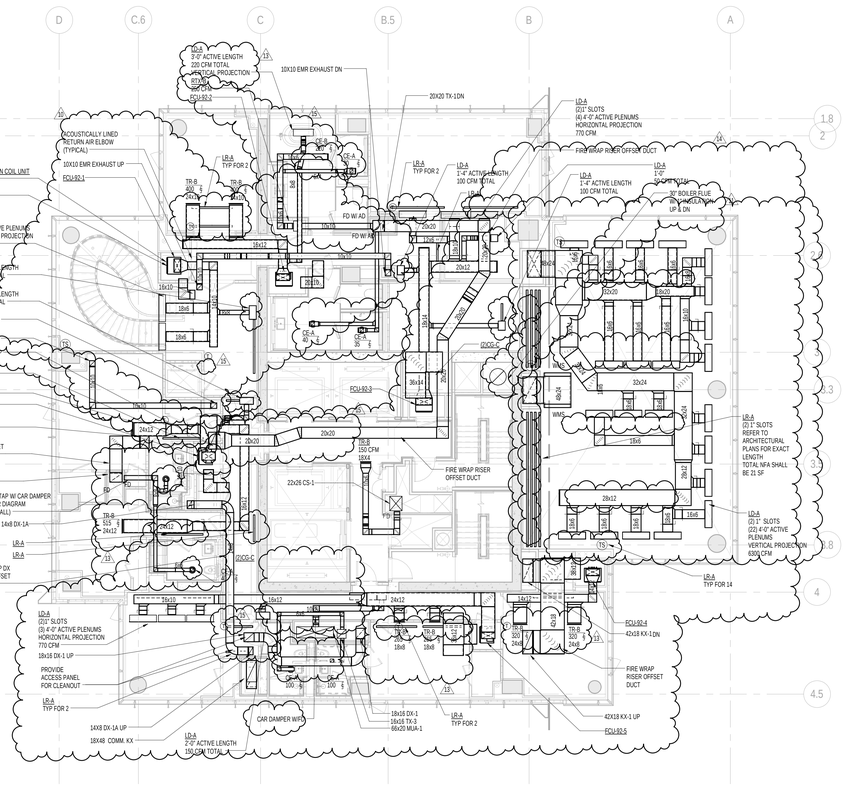


2 92nd FLOOR PLAN
SCALE: 1/8" = 1'-0"

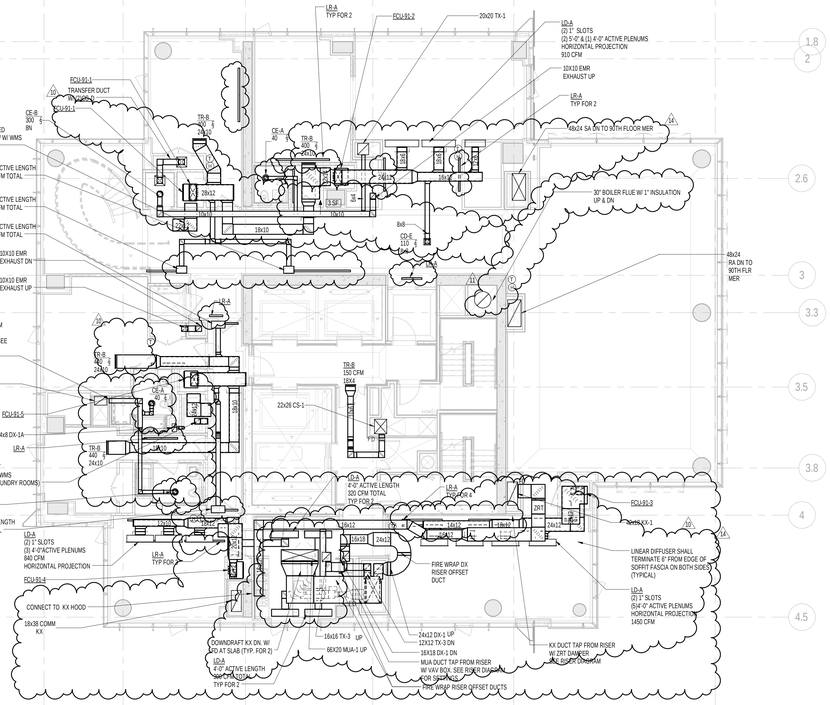


1 91st FLOOR PLAN
SCALE: 1/8" = 1'-0"

NOTE:

1. ALL ARCHITECTURAL RETURN AIR OPENINGS IN MILLWORK ETC. SHALL BE BASED ON (2)1" SLOT LINEARS SIMILAR TO LR-A'S BASED ON RETURN FREE AREA. NOTED. REFER TO ARCHITECTURAL PLANS FOR LOCATIONS.
2. REFER TO ARCHITECTURAL PLANS FOR EXACTL LOCATIONS OF ALL DEVICES AND AIR OUTLETS.
3. REFER TO RISER DIAGRAMS AND DETAILS FOR ALL DEVICES AND TYPES SHOWN ON MECHANICAL DRAWINGS.



KEY PLAN:

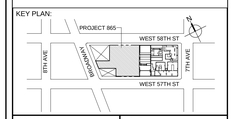


PROJECT NORTH | TRUE NORTH

DEVELOPER:
***EXTELL DEVELOPMENT COMPANY***
805 THIRD AVENUE, 7TH FLOOR
New York, NY 10022 USA
TEL: 212 712 6000 FAX: 212 712 6100

DESIGN ARCHITECT: Base Building Shell & Core
***ADRIAN SMITH + GORDON GILL ARCHITECTURE***
111 WEST MONROE STREET SUITE 2300
CHICAGO IL 60603
TEL: 312 920 1888 FAX: 312 920 1775

INTERIOR DESIGNER: Residential
***Rottet Architecture and Design Studio, PLLC***
298 Fifth Ave, 7th Floor
New York, NY 10001
TEL: 646 998 7000 FAX:

ARCHITECT OF RECORD:Base Building Shell, Core, & Residential
***AAI ARCHITECTS, P.C.***
401 Wellington St. W., 3rd Floor
Toronto, ON M5V 1E7 Canada
TEL: 416 967 1500 FAX: 416 967 7150

STRUCTURAL ENGINEERS:
***WSP CANTOR SEINUK***
228 EAST 45th Street
New York, NY 10017 USA
TEL: 212 687 9888 FAX: 646 487 5501

MEP ENGINEERS:
***AKF GROUP***
One Liberty Plaza, 165 Broadway, 22nd Floor
New York, NY 10006 USA
TEL: 212 354 5656 FAX: 212 354 5668

GEOTECHNICAL ENGINEERS:
***Langan Engineering & Environmental Services***
21 Penn Plaza - 360 West 31st Street, 8th Floor
New York, NY 10001-2727
TEL: 212 479 5400 FAX: 212 479 5444

CODE CONSULTANTS:
***Construction Consulting Associates***
100 Church Street
New York, NY 10007
TEL: 212 385 1818 FAX: 212 385 1911

CURTAINWALL CONSULTANT:
***AJLP Consulting***
40 Worth Street. Suite 826
New York, NY 10013
TEL: 212 757 5659 FAX: 646 219 8508

LANDMARK/PRESERVATION CONSULTANT:
***Jan Hird Pokorny Associates, Inc.***
39 West 37th Street, 12A
New York, NY 10018
TEL: 212 759 6462 FAX: 212 759 6540

| No. | DESCRIPTION | DATE |
|---|---|---|
| 1 | ISSUED FOR SCHEMATIC DESIGN | 04 APR 2014 |
| 2 | ISSUED FOR DESIGN DEVELOPMENT | 01 JUL 2014 |
| 3 | ISSUED FOR DESIGN DEVELOPMENT | 31 JUL 2014 |
| 4 | CD PROGRESS ISSUE 1 | 15 OCT 2014 |
| 5 | ISSUED FOR BID - MECHANICAL | 15 OCT 2014 |
| 6 | DOB SUBMISSION | 19 DEC 2014 |
| 7 | CD PROGRESS ISSUE 3 | 09 MAR 2015 |
| 8 | CD PROGRESS ISSUE 5 | 10 AUG 2015 |
| 9 | DOB AMENDMENT 2 | 18 SEP 2015 |
| 10 | CD PROGRESS ISSUE 6 | 02 NOV 2015 |
| 11 | CD PROGRESS ISSUE 7 | 29 JAN 2016 |
| 12 | CD PROGRESS ISSUE 8 - GMP SET | 18 MAR 2016 |
| 13 | CD BULLETIN ISSUE 3 | 25 MAY 2016 |
| 14 | CD BULLETIN ISSUE 7 | 14 SEPT 2016 |
| 15 | DOB AMENDMENT 3 | 03 OCT 2016 |

0 4' - 0" 8' - 0" 16' - 0"

Discrepancies must be reported immediately to the Architect before proceeding. Only figured dimensions are to be used. Contractors must check all dimensions on site. This drawing is protected by copyright.

ALL DIMENSIONS ARE SHOWN IN IMPERIAL.

CONSULTANT:
AKF
ONE LIBERTY PLAZA, 165 BROADWAY, 22nd FLOOR
NEW YORK, NY 10006
T: 212.354.5656 F: 212.354.5668
Atlanta / Boston / Chicago / Los Angeles / New York / Philadelphia / Princeton / Dallas / Rochester / Stamford

PROJECT:
**217 WEST 57TH STREET**
NEW YORK, NY

DRAWING TITLE:
MECHANICAL
91st and 92nd FLOOR PLANS - DUCTWORK (MFD-129th-130th FLOOR)

SEAL & SIGNATURE:
STATE OF NEW YORK · CHRISTOPHER D. MOORE · No. 075136 · LICENSED PROFESSIONAL ENGINEER

| | |
|---|---|
| DATE: | 04/04/14 |
| PROJECT No: | Y130747-000 |
| DRAWN: RC/AZ | REV: 15 |
| CHK: PHS | |
| SCALE: As indicated | |
| DWG No: | M-167.02 |
| DOB PAGE No: | 38 of 132 |

DOB EMPLOYEE STAMP: DOB B-SCAN:

36" x 48" ANSI E SHEET SIZE
FILE NAME:
PLOT DATE: 10/19/2016 4:41:15 PM

DEPT OF BLDGS 121282436 Job Number
E280001454966 Scan Code
36" x 48" ANSI E SHEET SIZE

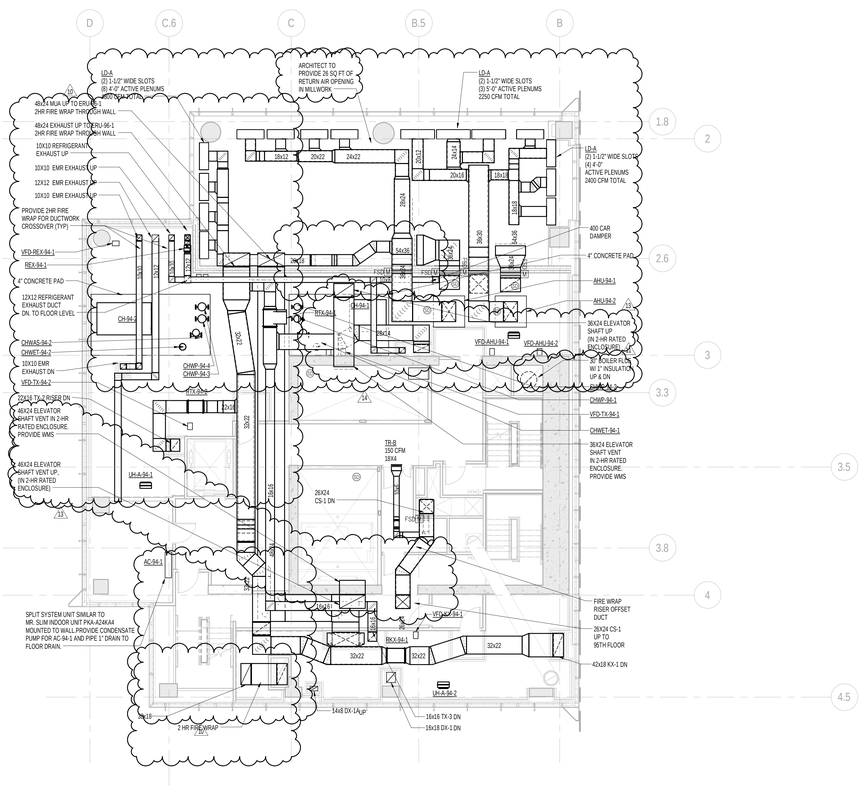


2 94th FLOOR PLAN
SCALE: 1/8" = 1'-0"

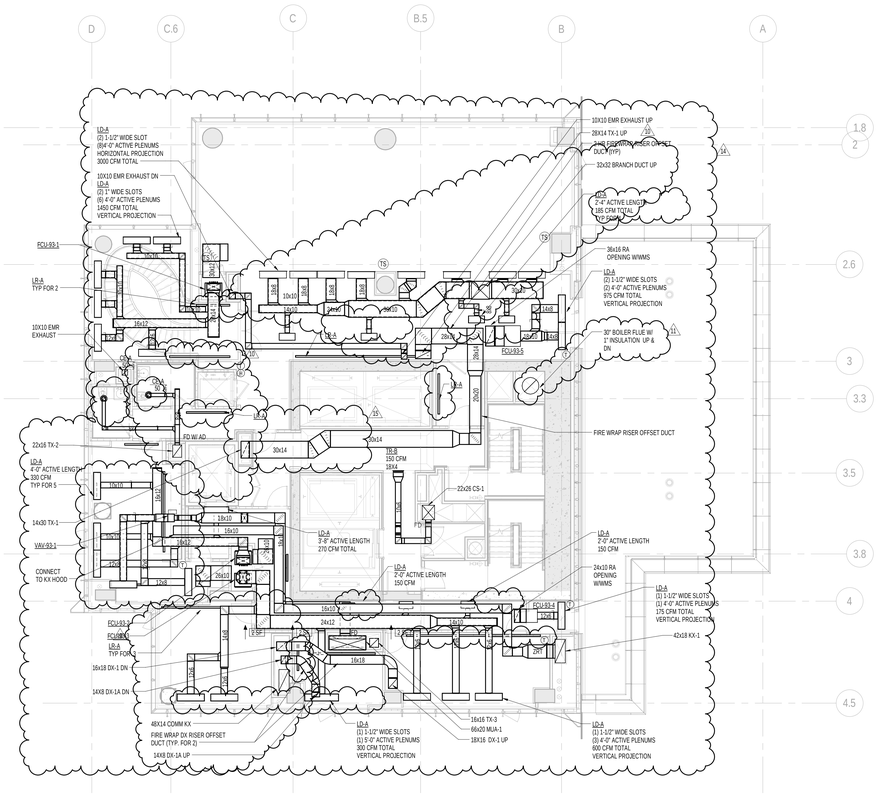


1 93rd FLOOR PLAN
SCALE: 1/8" = 1'-0"

NOTE:

1. ALL ARCHITECTURAL RETURN AIR OPENINGS IN MILLWORK ETC. SHALL BE BASED ON (21) 1" SLOT LINEARS SIMILAR TO LR-A'S BASED ON RETURN FREE AREA. NOTED. REFER TO ARCHITECTURAL PLANS FOR LOCATIONS.
2. REFER TO ARCHITECTURAL PLANS FOR EXACTL LOCATIONS OF ALL DEVICES AND AIR OUTLETS.
3. REFER TO RISER DIAGRAMS AND DETAILS FOR ALL DEVICES AND TYPES SHOWN ON MECHANICAL DRAWINGS.

KEY PLAN:

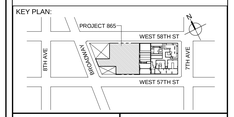


PROJECT NORTH

TRUE NORTH

DEVELOPER:
***EXTELL DEVELOPMENT COMPANY***
805 THIRD AVENUE, 7TH FLOOR
New York, NY 10022 USA
TEL: 212 712 6000 FAX: 212 712 6100

DESIGN ARCHITECT: Base Building Shell & Core
***ADRIAN SMITH + GORDON GILL ARCHITECTURE***
111 WEST MONROE STREET SUITE 2300
CHICAGO IL 60603
TEL: 312 920 1888 FAX: 312 920 1775

INTERIOR DESIGNER: Residential
***Rottet Architecture and Design Studio, PLLC***
298 Fifth Ave, 7th Floor
New York, NY 10001
TEL: 646 998 7000 FAX:

ARCHITECT OF RECORD:Base Building Shell, Core, & Residential
***AAI ARCHITECTS, P.C.***
401 Wellington St. W., 3rd Floor
Toronto, ON M5V 1E7 Canada
TEL: 416 967 1500 FAX: 416 967 7150

STRUCTURAL ENGINEERS:
***WSP CANTOR SEINUK***
228 EAST 45th Street
New York, NY 10017 USA
TEL: 212 687 9888 FAX: 646 487 5501

MEP ENGINEERS:
***AKF GROUP***
One Liberty Plaza, 165 Broadway, 22nd Floor
New York, NY 10006 USA
TEL: 212 354 5656 FAX: 212 354 5668

GEOTECHNICAL ENGINEERS:
***Langan Engineering & Environmental Services***
21 Penn Plaza - 360 West 31st Street, 8th Floor
New York, NY 10001-2727
TEL: 212 479 5400 FAX: 212 479 5444

CODE CONSULTANTS:
***Construction Consulting Associates***
100 Church Street
New York, NY 10007
TEL: 212 385 1818 FAX: 212 385 1911

CURTAINWALL CONSULTANT:
***AJLP Consulting***
40 Worth Street. Suite 826
New York, NY 10013
TEL: 212 757 5659 FAX: 646 219 8508

LANDMARK/PRESERVATION CONSULTANT:
***Jan Hird Pokorny Associates, Inc.***
39 West 37th Street, 12A
New York, NY 10018
TEL: 212 759 6462 FAX: 212 759 6540

| No. | DESCRIPTION | DATE |
|---|---|---|
| 1 | ISSUED FOR SCHEMATIC DESIGN | 04 APR 2014 |
| 2 | ISSUED FOR DESIGN DEVELOPMENT | 01 JUL 2014 |
| 3 | ISSUED FOR DESIGN DEVELOPMENT | 31 JUL 2014 |
| 4 | CD PROGRESS ISSUE 1 | 15 OCT 2014 |
| 5 | ISSUED FOR BID - MECHANICAL | 15 OCT 2014 |
| 6 | DOB SUBMISSION | 19 DEC 2014 |
| 7 | CD PROGRESS ISSUE 3 | 09 MAR 2015 |
| 8 | CD PROGRESS ISSUE 5 | 10 AUG 2015 |
| 9 | DOB AMENDMENT 2 | 18 SEP 2015 |
| 10 | CD PROGRESS ISSUE 6 | 02 NOV 2015 |
| 11 | CD PROGRESS ISSUE 7 | 29 JAN 2016 |
| 12 | CD PROGRESS ISSUE 8 - GMP SET | 18 MAR 2016 |
| 13 | CD BULLETIN ISSUE 3 | 25 MAY 2016 |
| 14 | CD BULLETIN ISSUE 7 | 14 SEPT 2016 |
| 15 | DOB AMENDMENT 3 | 03 OCT 2016 |

0 4'-0" 8'-0" 16'-0"

Discrepancies must be reported immediately to the Architect before proceeding. Only figured dimensions are to be used. Contractors must check all dimensions on site. This drawing is protected by copyright.

ALL DIMENSIONS ARE SHOWN IN IMPERIAL.

CONSULTANT:
AKF
ONE LIBERTY PLAZA, 165 BROADWAY, 22nd FLOOR
NEW YORK, NY 10006
T: 212.354.5656 F: 212.354.5668
Arlington / Boston / Mexico City / Minneapolis / New York
Philadelphia / Princeton / Tucson / Vancouver / Washington

PROJECT:
**217 WEST 57TH STREET**
NEW YORK, NY

DRAWING TITLE:
MECHANICAL
93rd and 94th FLOOR PLANS - DUCTWORK (MFD-131st-132nd FLOOR)

SEAL & SIGNATURE:

| | |
|---|---|
| DATE: | 04/04/14 |
| PROJECT No: | Y130747-000 |
| DRAWN: RC/AZ | REV: |
| CHK: PHS | 15 |
| SCALE: As indicated | |
| DWG No: | |
| **M-168.02** | |
| DOB PAGE No: | 39 of 132 |

DOB EMPLOYEE STAMP:

DOB B-SCAN:

FILE NAME:
PLOT DATE: 10/19/2016 4:41:44 PM

DEPT OF BLDGS 421258308 Job Number
E350542354 Scan Code

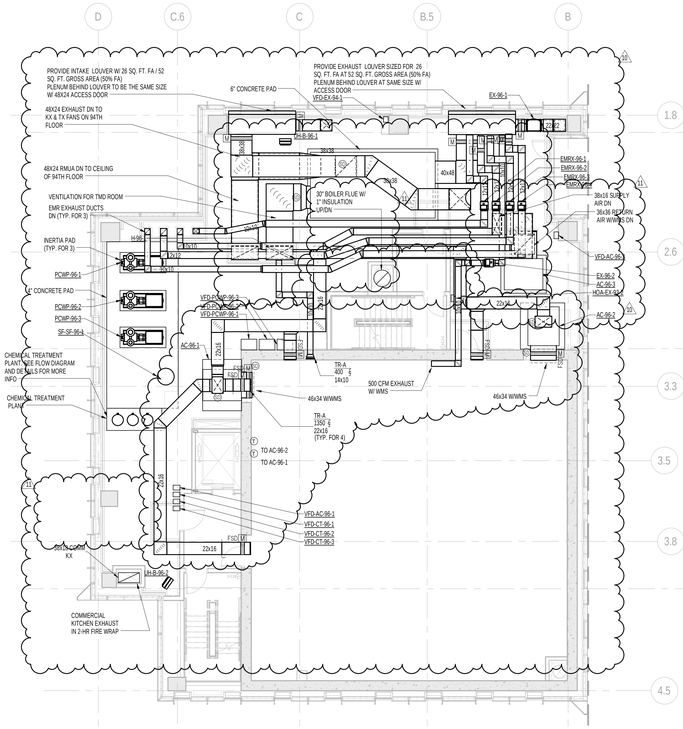


2 96th FLOOR PLAN
SCALE: 1/8" = 1'-0"

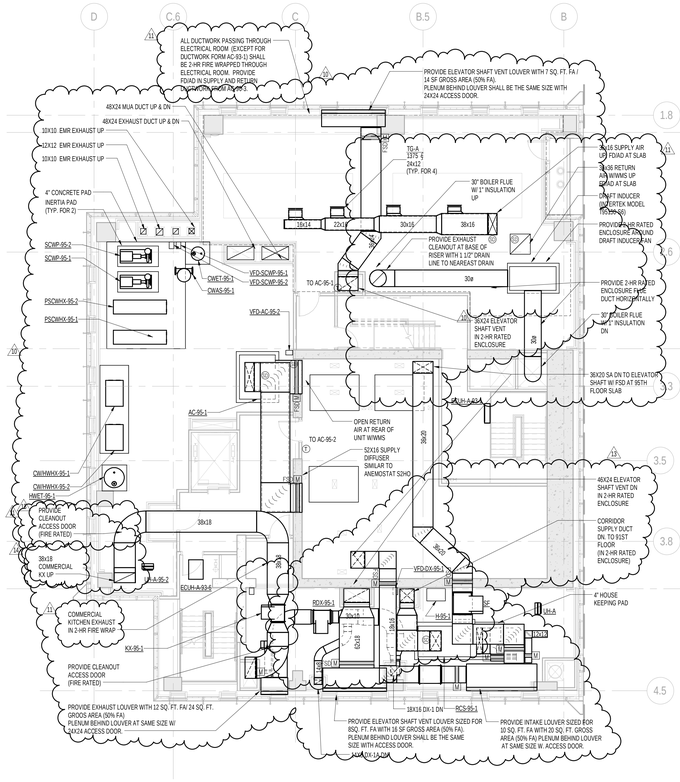


1 95th FLOOR PLAN
SCALE: 1/8" = 1'-0"



KEY PLAN:

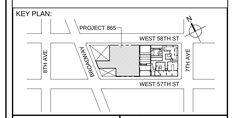


PROJECT NORTH

TRUE NORTH

DEVELOPER:
***EXTELL DEVELOPMENT COMPANY***
805 THIRD AVENUE, 7TH FLOOR
New York, NY 10022 USA
TEL: 212 712 6000 FAX: 212 712 6100

DESIGN ARCHITECT: Base Building Shell & Core
***ADRIAN SMITH + GORDON GILL ARCHITECTURE***
111 WEST MONROE STREET SUITE 2300
CHICAGO IL 60603
TEL: 312 920 1888 FAX: 312 920 1775

INTERIOR DESIGNER: Residential
***Rottet Architecture and Design Studio, PLLC***
298 Fifth Ave, 7th Floor
New York, NY 10001
TEL: 646 998 7000 FAX:

ARCHITECT OF RECORD:Base Building Shell, Core, & Residential
***AAI ARCHITECTS, P.C.***
401 Wellington St. W., 3rd Floor
Toronto, ON M5V 1E7 Canada
TEL: 416 967 1500 FAX: 416 967 7150

STRUCTURAL ENGINEERS:
***WSP CANTOR SEINUK***
228 EAST 45th Street
New York, NY 10017 USA
TEL: 212 687 9888 FAX: 646 487 5501

MEP ENGINEERS:
***AKF GROUP***
One Liberty Plaza, 165 Broadway, 22nd Floor
New York, NY 10006 USA
TEL: 212 354 5656 FAX: 212 354 5668

GEOTECHNICAL ENGINEERS:
***Langan Engineering & Environmental Services***
21 Penn Plaza - 360 West 31st Street, 8th Floor
New York, NY 10001-2727
TEL: 212 479 5400 FAX: 212 479 5444

CODE CONSULTANTS:
***Construction Consulting Associates***
100 Church Street
New York, NY 10007
TEL: 212 385 1818 FAX: 212 385 1911

CURTAINWALL CONSULTANT:
***AJLP Consulting***
40 Worth Street. Suite 826
New York, NY 10013
TEL: 212 757 5659 FAX: 646 219 8508

LANDMARK/PRESERVATION CONSULTANT:
***Jan Hird Pokorny Associates, Inc.***
39 West 37th Street, 12A
New York, NY 10018
TEL: 212 759 6462 FAX: 212 759 6540

| No. | DESCRIPTION | DATE |
|---|---|---|
| 1 | ISSUED FOR SCHEMATIC DESIGN | 04 APR 2014 |
| 2 | ISSUED FOR DESIGN DEVELOPMENT | 01 JUL 2014 |
| 3 | ISSUED FOR DESIGN DEVELOPMENT | 31 JUL 2014 |
| 4 | CD PROGRESS ISSUE 1 | 15 OCT 2014 |
| 5 | ISSUED FOR BID - MECHANICAL | 15 OCT 2014 |
| 6 | DOB SUBMISSION | 19 DEC 2014 |
| 7 | CD PROGRESS ISSUE 3 | 09 MAR 2015 |
| 8 | CD PROGRESS ISSUE 5 | 10 AUG 2015 |
| 9 | DOB AMENDMENT 2 | 18 SEP 2015 |
| 10 | CD PROGRESS ISSUE 6 | 02 NOV 2015 |
| 11 | CD PROGRESS ISSUE 7 | 29 JAN 2016 |
| 12 | CD PROGRESS ISSUE 8 - GMP SET | 18 MAR 2016 |
| 13 | CD BULLETIN ISSUE 3 | 25 MAY 2016 |
| 14 | CD BULLETIN ISSUE 4 | 15 JUL 2016 |
| 15 | CD BULLETIN ISSUE 7 | 14 SEPT 2016 |
| 16 | DOB AMENDMENT 3 | 03 OCT 2016 |

0 4'-0" 8'-0" 16'-0"

Discrepancies must be reported immediately to the Architect before proceeding. Only figured dimensions are to be used. Contractors must check all dimensions on site. This drawing is protected by copyright.

ALL DIMENSIONS ARE SHOWN IN IMPERIAL.

CONSULTANT:
AKF
ONE LIBERTY PLAZA, 165 BROADWAY, 22nd FLOOR
NEW YORK, NY 10006
T: 212.354.5656 F: 212.354.5668
Arlington / Boston / Kansas City / Minneapolis / New York
Philadelphia / Princeton / Tucson / Richmond / Stamford

PROJECT:
**217 WEST 57TH STREET**
NEW YORK, NY

DRAWING TITLE:
MECHANICAL
95th and 96th FLOOR PLANS - DUCTWORK (MFD-133rd-134th FLOOR)

SEAL & SIGNATURE:
STATE OF NEW YORK · CHRISTOPHER D. MOORE · No. 075139 · LICENSED PROFESSIONAL ENGINEER

| | |
|---|---|
| DATE: | 04/04/14 |
| PROJECT No: | Y130747-000 |
| DRAWN: RC/AZ | REV: 16 |
| CHK: PHS | |
| SCALE: 1/8" = 1'-0" | |
| DWG No: | M-169.02 |
| DOB PAGE No: | 40 of 132 |

DOB EMPLOYEE STAMP:

DOB B-SCAN:

36" x 48" ANSI E SHEET SIZE
FILE NAME:
PLOT DATE: 10/19/2016 4:42:12 PM

DEPT OF BLDGS 121263426 Job Number
E395647392E8 Scan Code

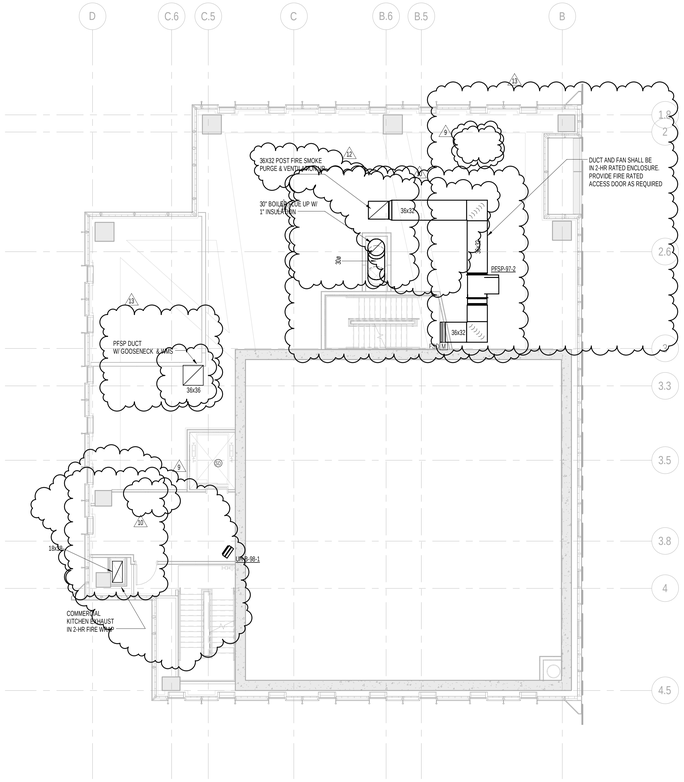


2 98th FLOOR PLAN
SCALE: 1/8" = 1'-0"

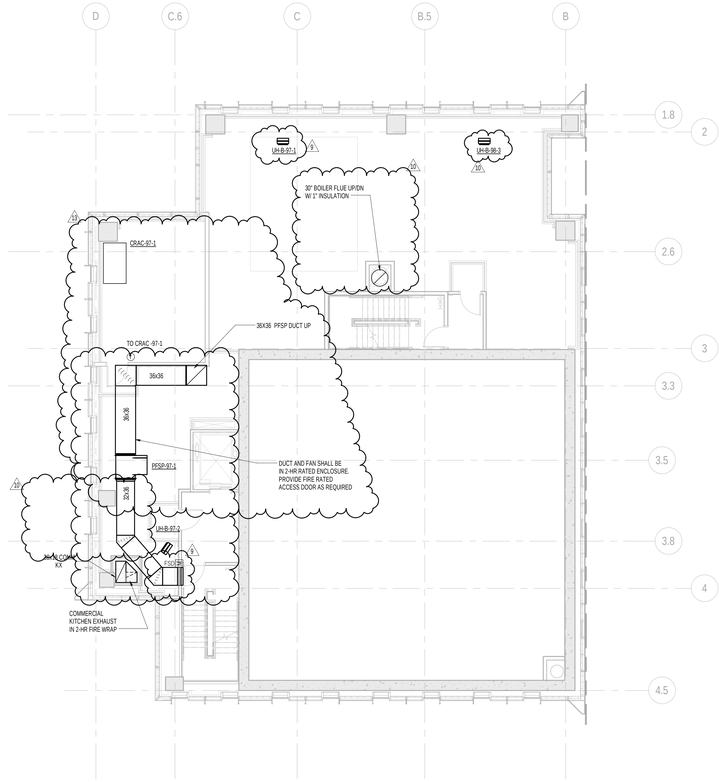


1 97th FLOOR PLAN
SCALE: 1/8" = 1'-0"

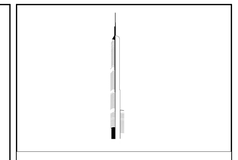

KEY PLAN:

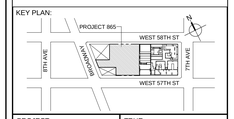


PROJECT NORTH

TRUE NORTH

DEVELOPER:
***EXTELL DEVELOPMENT COMPANY***
805 THIRD AVENUE, 7TH FLOOR
New York, NY 10022 USA
TEL: 212 712 6000 FAX: 212 712 6100

DESIGN ARCHITECT: Base Building Shell & Core
***ADRIAN SMITH + GORDON GILL ARCHITECTURE***
111 WEST MONROE STREET SUITE 2300
CHICAGO IL 60603
TEL: 312 920 1888 FAX: 312 920 1775

INTERIOR DESIGNER: Residential
***Rottet Architecture and Design Studio, PLLC***
298 Fifth Ave, 7th Floor
New York, NY 10001
TEL: 646 998 7000 FAX:

ARCHITECT OF RECORD:Base Building Shell, Core, & Residential
***AAI ARCHITECTS, P.C.***
401 Wellington St. W., 3rd Floor
Toronto, ON M5V 1E7 Canada
TEL: 416 967 1500 FAX: 416 967 7150

STRUCTURAL ENGINEERS:
***WSP CANTOR SEINUK***
228 EAST 45th Street
New York, NY 10017 USA
TEL: 212 687 9888 FAX: 646 487 5501

MEP ENGINEERS:
***AKF GROUP***
One Liberty Plaza, 165 Broadway, 22nd Floor
New York, NY 10006 USA
TEL: 212 354 5656 FAX: 212 354 5668

GEOTECHNICAL ENGINEERS:
***Langan Engineering & Environmental Services***
21 Penn Plaza - 360 West 31st Street, 8th Floor
New York, NY 10001-2727
TEL: 212 479 5400 FAX: 212 479 5444

CODE CONSULTANTS:
***Construction Consulting Associates***
100 Church Street
New York, NY 10007
TEL: 212 385 1818 FAX: 212 385 1911

CURTAINWALL CONSULTANT:
***AJLP Consulting***
40 Worth Street. Suite 826
New York, NY 10013
TEL: 212 757 5659 FAX: 646 219 8508

LANDMARK/PRESERVATION CONSULTANT:
***Jan Hird Pokorny Associates, Inc.***
39 West 37th Street, 12A
New York, NY 10018
TEL: 212 759 6462 FAX: 212 759 6540

| No. | DESCRIPTION | DATE |
|---|---|---|
| 1 | ISSUED FOR SCHEMATIC DESIGN | 04 APR 2014 |
| 2 | ISSUED FOR DESIGN DEVELOPMENT | 01 JUL 2014 |
| 3 | ISSUED FOR DESIGN DEVELOPMENT | 31 JUL 2014 |
| 4 | CD PROGRESS ISSUE 1 | 15 OCT 2014 |
| 5 | ISSUED FOR BID - MECHANICAL | 15 OCT 2014 |
| 6 | DOB SUBMISSION | 19 DEC 2014 |
| 7 | CD PROGRESS ISSUE 5 | 10 AUG 2015 |
| 8 | DOB AMENDMENT 2 | 18 SEP 2015 |
| 9 | CD PROGRESS ISSUE 6 | 02 NOV 2015 |
| 10 | CD PROGRESS ISSUE 7 | 29 JAN 2016 |
| 11 | CD PROGRESS ISSUE 8 - GMP SET | 18 MAR 2016 |
| 12 | CD BULLETIN ISSUE 3 | 25 MAY 2016 |
| 13 | CD BULLETIN ISSUE 4 | 15 JUL 2016 |
| 14 | DOB AMENDMENT 3 | 03 OCT 2016 |

0 4'-0" 8'-0" 16'-0"

Discrepancies must be reported immediately to the Architect before proceeding. Only figured dimensions are to be used. Contractors must check all dimensions on site. This drawing is protected by copyright.

ALL DIMENSIONS ARE SHOWN IN IMPERIAL.

CONSULTANT:
AKF
ONE LIBERTY PLAZA, 165 BROADWAY, 22nd FLOOR
NEW YORK, NY 10006
T: 212.354.5656 F: 212.354.5668
Atlanta / Boston / Chicago / Los Angeles / New York
Philadelphia / Princeton / Dallas / Rochester / Stamford

PROJECT:
**217 WEST 57TH STREET**
NEW YORK, NY

DRAWING TITLE:
MECHANICAL
97th and 98th FLOOR PLANS - DUCTWORK (MFD-135th-136th FLOOR)

SEAL & SIGNATURE:
STATE OF NEW YORK · CHRISTOPHER G. MCNAMARA · 081-097139 · LICENSED PROFESSIONAL ENGINEER

| | |
|---|---|
| DATE: | 04/04/14 |
| PROJECT No: | Y130747-000 |
| DRAWN: RC/AZ | REV: 14 |
| CHK: PHS | |
| SCALE: 1/8" = 1'-0" | |
| DWG No: | M-170.02 |
| DOB PAGE No: | 41 of 132 |

DOB EMPLOYEE STAMP:

DOB B-SCAN:

36" x 48" ANSI E SHEET SIZE
FILE NAME:
PLOT DATE: 10/19/2016 4:42:22 PM

DEPT OF BLDGS 121206205 Job Number
E313456456 Scan Code

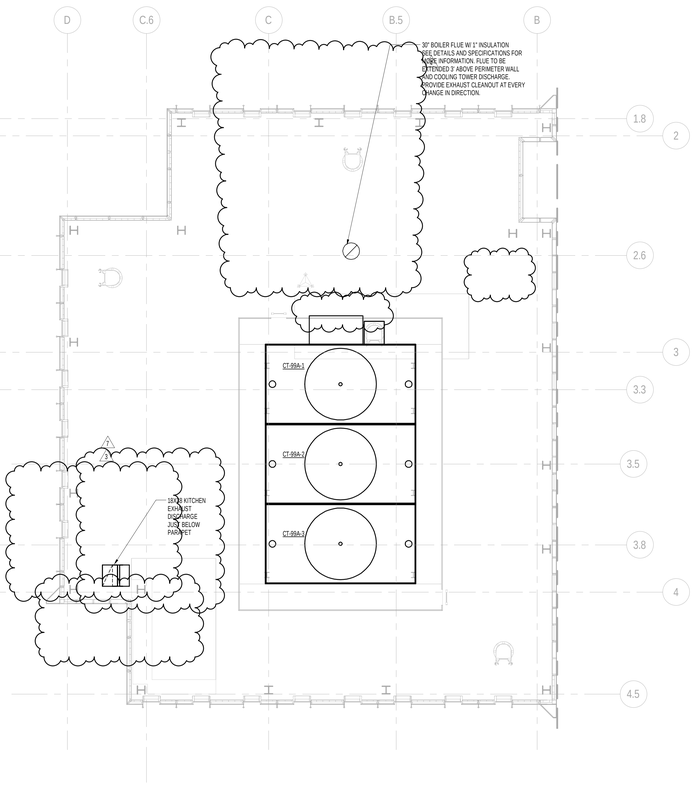


2 BMU FLOOR PLAN
SCALE: 1/8" = 1'-0"

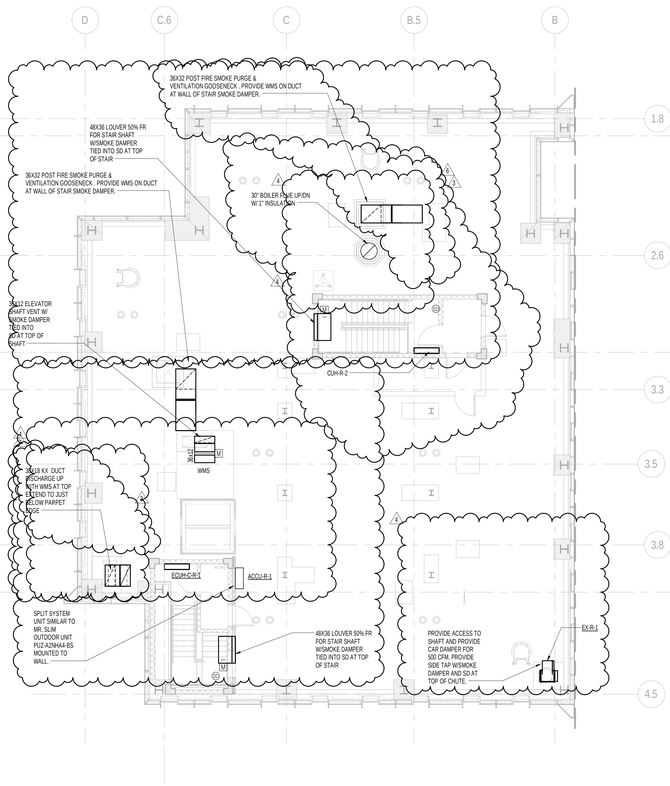


1 99th FLOOR PLAN
SCALE: 1/8" = 1'-0"



KEY PLAN:

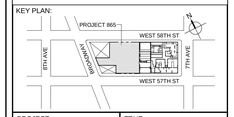


PROJECT NORTH

TRUE NORTH

DEVELOPER:
***EXTELL DEVELOPMENT COMPANY***
805 THIRD AVENUE, 7TH FLOOR
New York, NY 10022 USA
TEL: 212 712 6000 FAX: 212 712 6100

DESIGN ARCHITECT: Base Building Shell & Core
***ADRIAN SMITH + GORDON GILL ARCHITECTURE***
111 WEST MONROE STREET SUITE 2300
CHICAGO IL 60603
TEL: 312 920 1888 FAX: 312 920 1775

INTERIOR DESIGNER: Residential
***Rottet Architecture and Design Studio, PLLC***
298 Fifth Ave, 7th Floor
New York, NY 10001
TEL: 646 998 7000 FAX:

ARCHITECT OF RECORD:Base Building Shell, Core, & Residential
***AAI ARCHITECTS, P.C.***
401 Wellington St. W., 3rd Floor
Toronto, ON M5V 1E7 Canada
TEL: 416 967 1500 FAX: 416 967 7150

STRUCTURAL ENGINEERS:
***WSP CANTOR SEINUK***
228 EAST 45th Street
New York, NY 10017 USA
TEL: 212 687 9888 FAX: 646 487 5501

MEP ENGINEERS:
***AKF GROUP***
One Liberty Plaza, 165 Broadway, 22nd Floor
New York, NY 10006 USA
TEL: 212 354 5656 FAX: 212 354 5668

GEOTECHNICAL ENGINEERS:
***Langan Engineering & Environmental Services***
21 Penn Plaza - 360 West 31st Street, 8th Floor
New York, NY 10001-2727
TEL: 212 479 5400 FAX: 212 479 5444

CODE CONSULTANTS:
***Construction Consulting Associates***
100 Church Street
New York, NY 10007
TEL: 212 385 1818 FAX: 212 385 1911

CURTAINWALL CONSULTANT:
***AJLP Consulting***
40 Worth Street. Suite 826
New York, NY 10013
TEL: 212 757 5659 FAX: 646 219 8508

LANDMARK/PRESERVATION CONSULTANT:
***Jan Hird Pokorny Associates, Inc.***
39 West 37th Street, 12A
New York, NY 10018
TEL: 212 759 6462 FAX: 212 759 6540

| No. | DESCRIPTION | DATE |
|---|---|---|
| 1 | CD PROGRESS ISSUE 5 | 10 AUG 2015 |
| 2 | DOB AMENDMENT 2 | 18 SEP 2015 |
| 3 | CD PROGRESS ISSUE 6 | 02 NOV 2015 |
| 4 | CD PROGRESS ISSUE 7 | 29 JAN 2016 |
| 5 | CD PROGRESS ISSUE 8 - GMP SET | 18 MAR 2016 |
| 6 | CD BULLETIN ISSUE 3 | 25 MAY 2016 |
| 7 | CD BULLETIN ISSUE 4 | 15 JUL 2016 |
| 8 | DOB AMENDMENT 3 | 03 OCT 2016 |

0 4'-0" 8'-0" 16'-0"

Discrepancies must be reported immediately to the Architect before proceeding. Only figured dimensions are to be used. Contractors must check all dimensions on site. This drawing is protected by copyright.

ALL DIMENSIONS ARE SHOWN IN IMPERIAL.

CONSULTANT:
AKF
ONE LIBERTY PLAZA, 165 BROADWAY, 22nd FLOOR
NEW YORK, NY 10006
T: 212.354.5656 F: 212.354.5668
Arlington / Boston / Mexico City / Minneapolis / New York
Philadelphia / Princeton / Toronto / Northeast / Southeast

PROJECT:
**217 WEST 57TH STREET**
NEW YORK, NY

DRAWING TITLE:
MECHANICAL
99th and BMU FLOOR PLANS -
DUCTWORK (MFD-137th FLOOR
ROOF-COOLING TOWERS/BMU)

SEAL & SIGNATURE:

| | |
|---|---|
| DATE: | 04/04/14 |
| PROJECT No: | Y130747-000 |
| DRAWN: RC/AZ | REV: 8 |
| CHK: PHS | |
| SCALE: 1/8" = 1'-0" | |
| DWG No: | **M-171.02** |
| DOB PAGE No: | 42 of 132 |

DOB EMPLOYEE STAMP:

DOB B-SCAN:

36" x 48" ANSI E SHEET SIZE
FILE NAME:
PLOT DATE: 10/19/2016 4:42:52 PM

DEPT OF BLDGS 121263635 Job Number
E320065294D5 Scan Code

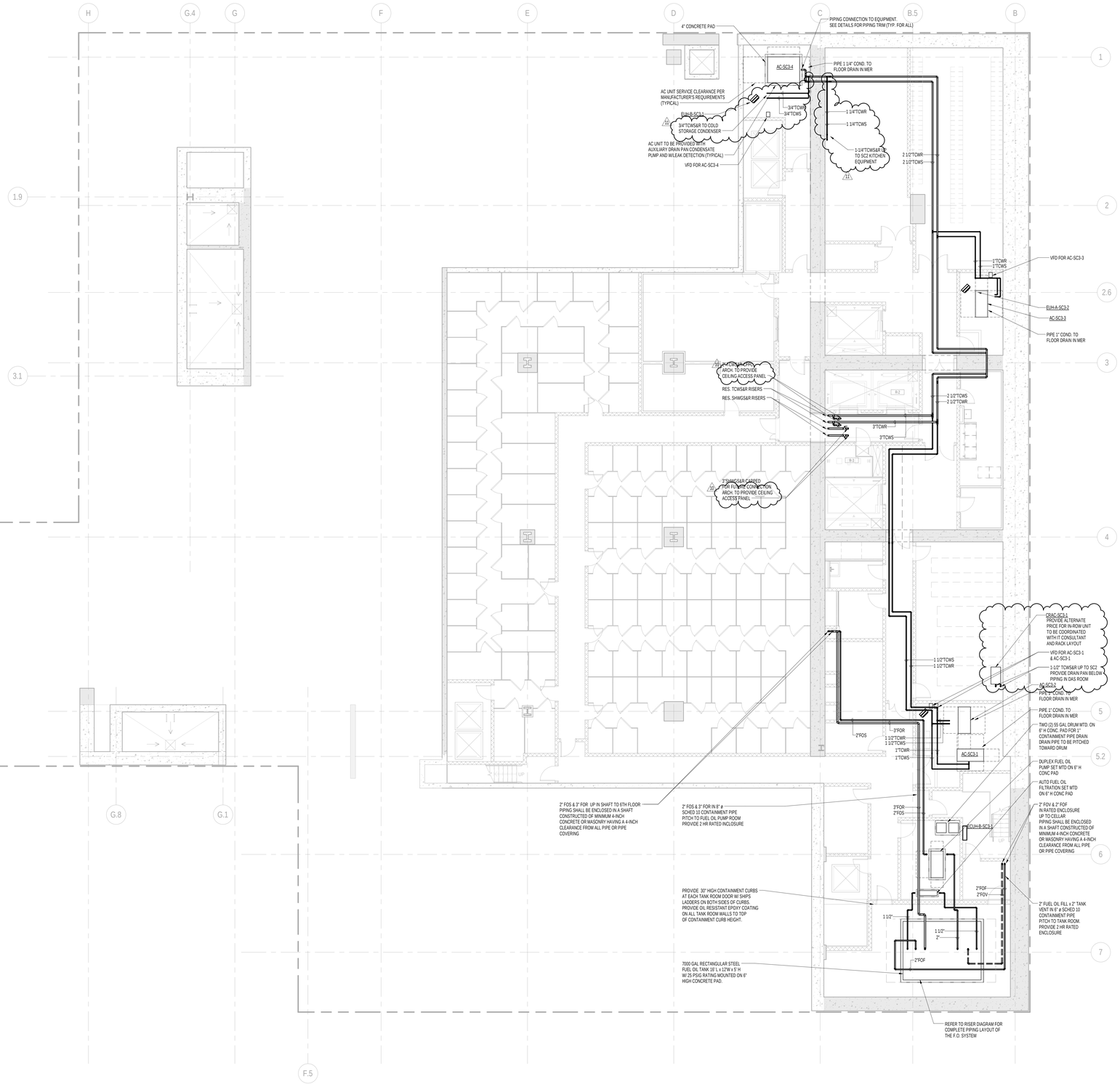


1 SUB CELLAR 3 FLOOR PLAN
SCALE: 1/8" = 1'-0"

PIPING NOTES:

1. RUN CONDENSATE LINE FROM AC UNITS TO NEAREST FLOOR DRAIN. COORDINATE WITH PLUMBING PLANS.
2. ALL PIPING SHALL BE INSULATED PER MECHANICAL SPECIFICATIONS.

KEY PLAN:

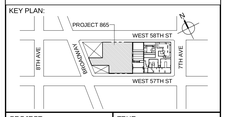


PROJECT NORTH

TRUE NORTH

DEVELOPER:
***EXTELL DEVELOPMENT COMPANY***
805 THIRD AVENUE, 7TH FLOOR
New York, NY 10022 USA
TEL: 212 712 6000 FAX: 212 712 6100

DESIGN ARCHITECT: Base Building Shell & Core
***ADRIAN SMITH + GORDON GILL ARCHITECTURE***
111 WEST MONROE STREET SUITE 2300
CHICAGO IL 60603
TEL: 312 920 1888 FAX: 312 920 1775

INTERIOR DESIGNER: Residential
***Rottet Architecture and Design Studio, PLLC***
298 Fifth Ave, 7th Floor
New York, NY 10001
TEL: 646 998 7000 FAX:

ARCHITECT OF RECORD:Base Building Shell, Core, & Residential
***AAI ARCHITECTS, P.C.***
401 Wellington St. W., 3rd Floor
Toronto, ON M5V 1E7 Canada
TEL: 416 967 1500 FAX: 416 967 7150

STRUCTURAL ENGINEERS:
***WSP CANTOR SEINUK***
228 EAST 45th Street
New York, NY 10017 USA
TEL: 212 687 9888 FAX: 646 487 5501

MEP ENGINEERS:
***AKF GROUP***
One Liberty Plaza, 165 Broadway, 22nd Floor
New York, NY 10006 USA
TEL: 212 354 5656 FAX: 212 354 5668

GEOTECHNICAL ENGINEERS:
***Langan Engineering & Environmental Services***
21 Penn Plaza - 360 West 31st Street, 8th Floor
New York, NY 10001-2727
TEL: 212 479 5400 FAX: 212 479 5444

CODE CONSULTANTS:
***Construction Consulting Associates***
100 Church Street
New York, NY 10007
TEL: 212 385 1818 FAX: 212 385 1911

CURTAINWALL CONSULTANT:
***AJLP Consulting***
40 Worth Street. Suite 826
New York, NY 10013
TEL: 212 757 5659 FAX: 646 219 8508

LANDMARK/PRESERVATION CONSULTANT:
***Jan Hird Pokorny Associates, Inc.***
39 West 37th Street, 12A
New York, NY 10018
TEL: 212 759 6462 FAX: 212 759 6540

| No. | DESCRIPTION | DATE |
|---|---|---|
| 1 | ISSUED FOR SCHEMATIC DESIGN | 04 APR 2014 |
| 2 | ISSUED FOR DESIGN DEVELOPMENT | 01 JUL 2014 |
| 3 | ISSUED FOR DESIGN DEVELOPMENT | 31 JUL 2014 |
| 4 | CD PROGRESS ISSUE 1 | 15 OCT 2014 |
| 5 | ISSUED FOR BID - MECHANICAL | 15 OCT 2014 |
| 6 | DOB SUBMISSION | 19 DEC 2014 |
| 7 | CD PROGRESS ISSUE 3 | 09 MAR 2015 |
| 8 | CD PROGRESS ISSUE 5 | 10 AUG 2015 |
| 9 | DOB AMENDMENT 2 | 18 SEP 2015 |
| 10 | CD PROGRESS ISSUE 6 | 02 NOV 2015 |
| 11 | CD PROGRESS ISSUE 7 | 29 JAN 2016 |
| 12 | CD PROGRESS ISSUE 8 - GMP SET | 18 MAR 2016 |
| 13 | CD BULLETIN ISSUE 4 | 15 JUL 2016 |
| 14 | DOB AMENDMENT 3 | 03 OCT 2016 |

0 4'-0" 8'-0" 16'-0"

Discrepancies must be reported immediately to the Architect before proceeding. Only figured dimensions are to be used. Contractors must check all dimensions on site. This drawing is protected by copyright.

ALL DIMENSIONS ARE SHOWN IN IMPERIAL.

CONSULTANT:
AKF
ONE LIBERTY PLAZA, 165 BROADWAY, 22nd FLOOR
NEW YORK, NY 10006
T: 212.354.5656 F: 212.354.5668
Chicago / Denver / Kansas City / Minneapolis / New York
Philadelphia / Houston / Dallas / Northeast / Santiago

PROJECT:

**217 WEST 57TH STREET**
NEW YORK, NY

DRAWING TITLE:

MECHANICAL
SUB CELLAR 3 PLAN - PIPING
(MFD-SUB CELLAR 3)

SEAL & SIGNATURE:

STATE OF NEW YORK · STEPHEN H. MUNSON · 065 · 20TH DAY · 2014 · LICENSED PROFESSIONAL ENGINEER

| | |
|---|---|
| DATE: | 04/04/14 |
| PROJECT No: | Y130747-000 |
| DRAWN: MY | REV: |
| CHK: PHS | 14 |
| SCALE: As indicated | |
| DWG No: | |
| **M-200.02** | |
| DOB PAGE No: | 43 of 132 |

DOB EMPLOYEE STAMP:

DOB B-SCAN:

36" x 48" ANSI E SHEET SIZE
FILE NAME:
PLOT DATE: 10/19/2016 4:42:18 PM

DEPT OF BLDGS 121326426 Job Number
E360973-1 Scan Code

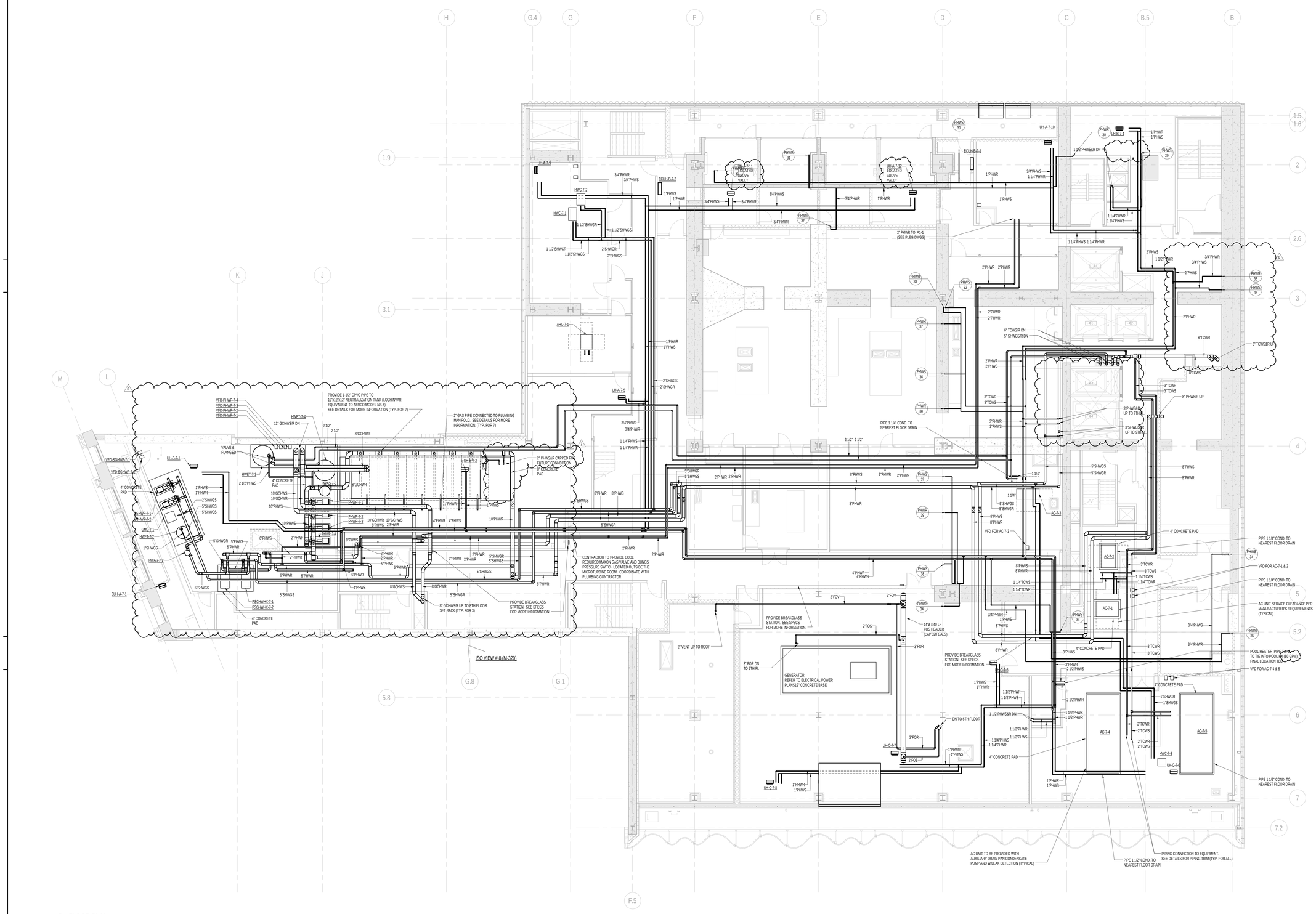


1 7th FLOOR PLAN
SCALE: 1/8" = 1'-0"

PIPING NOTES:

1. RUN CONDENSATE LINE FROM AC UNITS TO NEAREST FLOOR DRAIN. COORDINATE WITH PLUMBING PLANS.
2. ALL PIPING SHALL BE INSULATED PER MECHANICAL SPECIFICATIONS.



KEY PLAN:

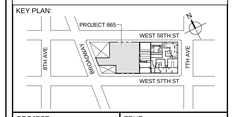


PROJECT NORTH

TRUE NORTH

DEVELOPER:
***EXTELL DEVELOPMENT COMPANY***
805 THIRD AVENUE, 7TH FLOOR
New York, NY 10022 USA
TEL: 212 712 6000 FAX: 212 712 6100

DESIGN ARCHITECT: Base Building Shell & Core
***ADRIAN SMITH + GORDON GILL ARCHITECTURE***
111 WEST MONROE STREET SUITE 2300
CHICAGO IL 60603
TEL: 312 920 1888 FAX: 312 920 1775

INTERIOR DESIGNER: Residential
***Rottet Architecture and Design Studio, PLLC***
298 Fifth Ave, 7th Floor
New York, NY 10001
TEL: 646 998 7000 FAX:

ARCHITECT OF RECORD:Base Building Shell, Core, & Residential
***AAI ARCHITECTS, P.C.***
401 Wellington St. W., 3rd Floor
Toronto, ON M5V 1E7 Canada
TEL: 416 967 1500 FAX: 416 967 7150

STRUCTURAL ENGINEERS:
***WSP CANTOR SEINUK***
228 EAST 45th Street
New York, NY 10017 USA
TEL: 212 687 9888 FAX: 646 487 5501

MEP ENGINEERS:
***AKF GROUP***
One Liberty Plaza, 165 Broadway, 22nd Floor
New York, NY 10006 USA
TEL: 212 354 5656 FAX: 212 354 5668

GEOTECHNICAL ENGINEERS:
***Langan Engineering & Environmental Services***
21 Penn Plaza - 360 West 31st Street, 8th Floor
New York, NY 10001-2727
TEL: 212 479 5400 FAX: 212 479 5444

CODE CONSULTANTS:
***Construction Consulting Associates***
100 Church Street
New York, NY 10007
TEL: 212 385 1818 FAX: 212 385 1911

CURTAINWALL CONSULTANT:
***AJLP Consulting***
40 Worth Street. Suite 826
New York, NY 10013
TEL: 212 757 5659 FAX: 646 219 8508

LANDMARK/PRESERVATION CONSULTANT:
***Jan Hird Pokorny Associates, Inc.***
39 West 37th Street, 12A
New York, NY 10018
TEL: 212 759 6462 FAX: 212 759 6540

| No. | DESCRIPTION | DATE |
|---|---|---|
| 1 | DOB SUBMISSION | 19 DEC 2014 |
| 2 | CD PROGRESS ISSUE 3 | 09 MAR 2015 |
| 3 | CD PROGRESS ISSUE 4 | 01 JUN 2015 |
| 4 | CD PROGRESS ISSUE 5 | 10 AUG 2015 |
| 5 | CD PROGRESS ISSUE 6 | 02 NOV 2015 |
| 6 | CD PROGRESS ISSUE 7 | 29 JAN 2016 |
| 7 | CD PROGRESS ISSUE 8 - GMP SET | 18 MAR 2016 |
| 8 | DOB AMENDMENT 3 | 03 OCT 2016 |

0 4' - 0" 8' - 0" 16' - 0"

Discrepancies must be reported immediately to the Architect before proceeding. Only figured dimensions are to be used. Contractors must check all dimensions on site. This drawing is protected by copyright.

ALL DIMENSIONS ARE SHOWN IN IMPERIAL.

CONSULTANT:
AKF
ONE LIBERTY PLAZA, 165 BROADWAY, 22nd FLOOR
NEW YORK, NY 10006
T: 212.354.5656 F: 212.354.5668
Arlington / Boise / Mexico City / Minneapolis / New York
Philadelphia / Princeton / Toronto / Vancouver / Zurich

PROJECT:
**217 WEST 57TH STREET**
NEW YORK, NY

DRAWING TITLE:
MECHANICAL
7th FLOOR PLAN - PIPING (MFD-7th FLOOR)

SEAL & SIGNATURE:

| | |
|---|---|
| DATE: | 04/04/14 |
| PROJECT No: | Y130747-000 |
| DRAWN: MY | REV: 8 |
| CHK: PHS | |
| SCALE: As indicated | |
| DWG No: | M-211.02 |
| DOB PAGE No: | 54 of 132 |

DOB EMPLOYEE STAMP:

DOB B-SCAN:

36" x 48" AVAILE SHEET SIZE
FILE NAME:
PLOT DATE: 10/19/2016 4:49:13 PM

DEPT OF BLDGS 421208305 Job Number
E341051244 Scan Code

NOTE:
1. ROOF SETBACK FINAL MEP/FP DESIGN PENDING APPROVED CHILLER LAYOUT BY OWNER.

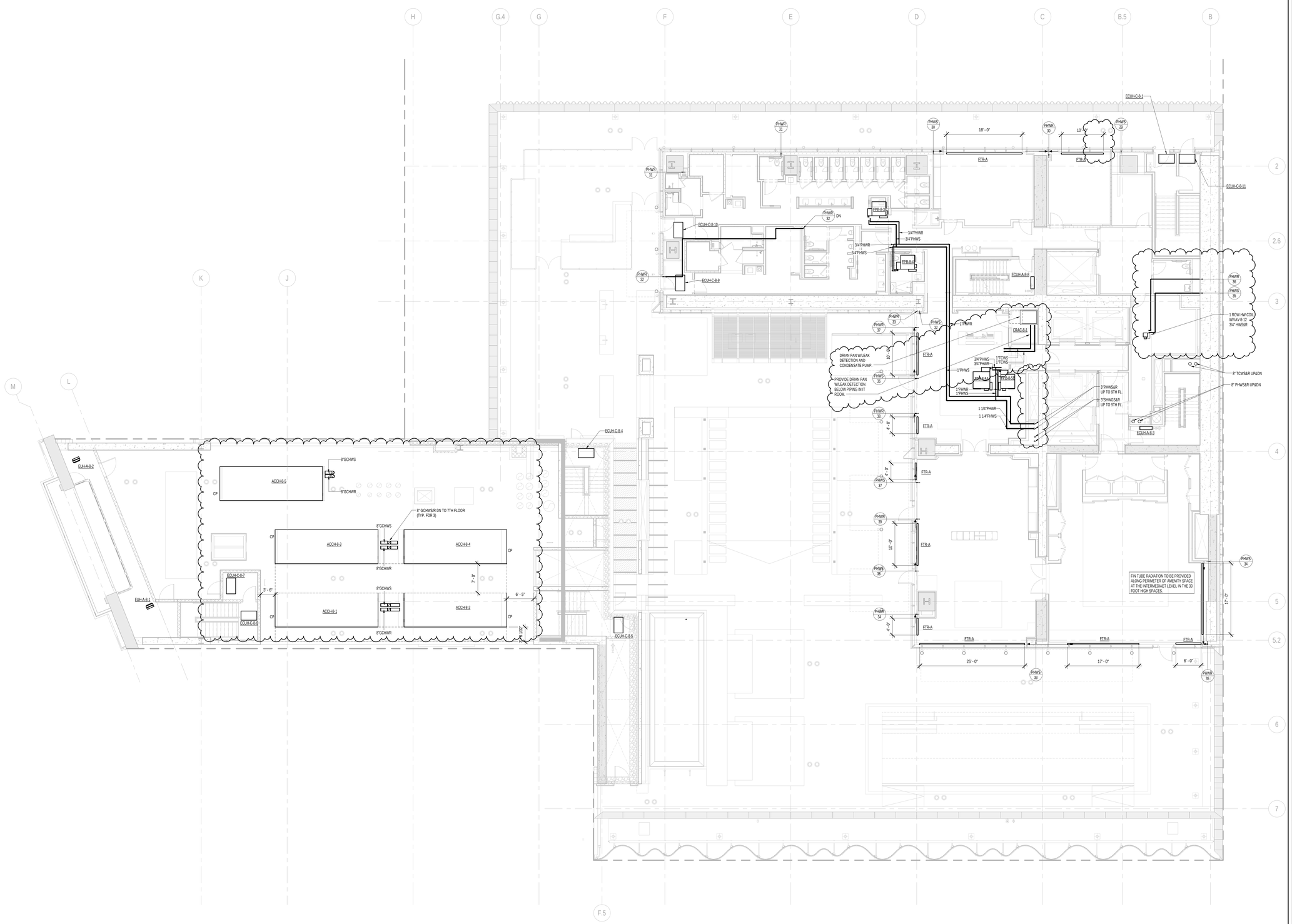


1 8th FLOOR PLAN
SCALE 1/8" = 1'-0"

KEY PLAN:

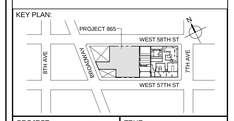


PROJECT NORTH

TRUE NORTH

DEVELOPER:
***EXTELL DEVELOPMENT COMPANY***
805 THIRD AVENUE, 7TH FLOOR
New York, NY 10022 USA
TEL: 212 712 6000 FAX: 212 712 6100

DESIGN ARCHITECT: Base Building Shell & Core
***ADRIAN SMITH + GORDON GILL ARCHITECTURE***
111 WEST MONROE STREET SUITE 2300
CHICAGO IL 60603
TEL: 312 920 1888 FAX: 312 920 1775

INTERIOR DESIGNER: Residential
***Rottet Architecture and Design Studio, PLLC***
298 Fifth Ave, 7th Floor
New York, NY 10001
TEL: 646 998 7000 FAX:

ARCHITECT OF RECORD:Base Building Shell, Core, & Residential
***AAI ARCHITECTS, P.C.***
401 Wellington St. W., 3rd Floor
Toronto, ON M5V 1E7 Canada
TEL: 416 967 1500 FAX: 416 967 7150

STRUCTURAL ENGINEERS:
***WSP CANTOR SEINUK***
228 EAST 45th Street
New York, NY 10017 USA
TEL: 212 687 9888 FAX: 646 487 5501

MEP ENGINEERS:
***AKF GROUP***
One Liberty Plaza, 165 Broadway, 22nd Floor
New York, NY 10006 USA
TEL: 212 354 5656 FAX: 212 354 5668

GEOTECHNICAL ENGINEERS:
***Langan Engineering & Environmental Services***
21 Penn Plaza - 360 West 31st Street, 8th Floor
New York, NY 10001-2727
TEL: 212 479 5400 FAX: 212 479 5444

CODE CONSULTANTS:
***Construction Consulting Associates***
100 Church Street
New York, NY 10007
TEL: 212 385 1818 FAX: 212 385 1911

CURTAINWALL CONSULTANT:
***AJLP Consulting***
40 Worth Street. Suite 826
New York, NY 10013
TEL: 212 757 5659 FAX: 646 219 8508

LANDMARK/PRESERVATION CONSULTANT:
***Jan Hird Pokorny Associates, Inc.***
39 West 37th Street, 12A
New York, NY 10018
TEL: 212 759 6462 FAX: 212 759 6540

| No. | DESCRIPTION | DATE |
|---|---|---|
| 1 | ISSUED FOR SCHEMATIC DESIGN | 04 APR 2014 |
| 2 | ISSUED FOR DESIGN DEVELOPMENT | 01 JUL 2014 |
| 3 | ISSUED FOR DESIGN DEVELOPMENT | 31 JUL 2014 |
| 4 | CD PROGRESS ISSUE 1 | 15 OCT 2014 |
| 5 | ISSUED FOR BID - MECHANICAL | 15 OCT 2014 |
| 6 | DOB SUBMISSION | 19 DEC 2014 |
| 7 | CD PROGRESS ISSUE 3 | 09 MAR 2015 |
| 8 | CD PROGRESS ISSUE 4 | 01 JUN 2015 |
| 9 | CD PROGRESS ISSUE 5 | 10 AUG 2015 |
| 10 | DOB AMENDMENT 2 | 18 SEP 2015 |
| 11 | CD PROGRESS ISSUE 6 | 02 NOV 2015 |
| 12 | CD PROGRESS ISSUE 7 | 29 JAN 2016 |
| 13 | CD PROGRESS ISSUE 8 - GMP SET | 18 MAR 2016 |
| 14 | CD BULLETIN ISSUE 4 | 15 JUL 2016 |
| 15 | DOB AMENDMENT 3 | 03 OCT 2016 |

0 4' - 0" 8' - 0" 16' - 0"

Discrepancies must be reported immediately to the Architect before proceeding. Only figured dimensions are to be used. Contractors must check all dimensions on site. This drawing is protected by copyright.

ALL DIMENSIONS ARE SHOWN IN IMPERIAL.

CONSULTANT:
AKF
ONE LIBERTY PLAZA, 165 BROADWAY, 22nd FLOOR
NEW YORK, NY 10006
T: 212.354.5656 F: 212.354.5668
Phoenix • Berlin • Hong Kong • Chicago • Dallas • Vancouver • Seattle • Washington • Los Angeles • Toronto • Shanghai • Sydney • Dublin • Singapore • Beijing • Tokyo • Mumbai • Dubai • Bangalore • Seoul • Kuala Lumpur

PROJECT:
**217 WEST 57TH STREET**
NEW YORK, NY

DRAWING TITLE:
MECHANICAL
8th FLOOR PLAN - PIPING (MFD-14th FLOOR)

SEAL & SIGNATURE:

| | |
|---|---|
| DATE: | 04/04/14 |
| PROJECT No: | Y130747-000 |
| DRAWN: MY | REV: |
| CHK: PHS | 15 |
| SCALE: As indicated | |
| DWG No: | |
| **M-213.02** | |
| DOB PAGE No: | 55 of 132 |

DOB EMPLOYEE STAMP:

DOB B-SCAN:

36" x 48" ANSI E SHEET SIZE
FILE NAME:
PLOT DATE: 10/19/2016 4:50:27 PM

DEPT OF BLDGS 121326426 Job Number
E367-2007-299 Scan Code

PIPING NOTES:

1. RUN CONDENSATE LINE FROM AC UNITS TO NEAREST FLOOR DRAIN. COORDINATE WITH PLUMBING PLANS.
2. ALL PIPING SHALL BE INSULATED PER MECHANICAL SPECIFICATIONS.

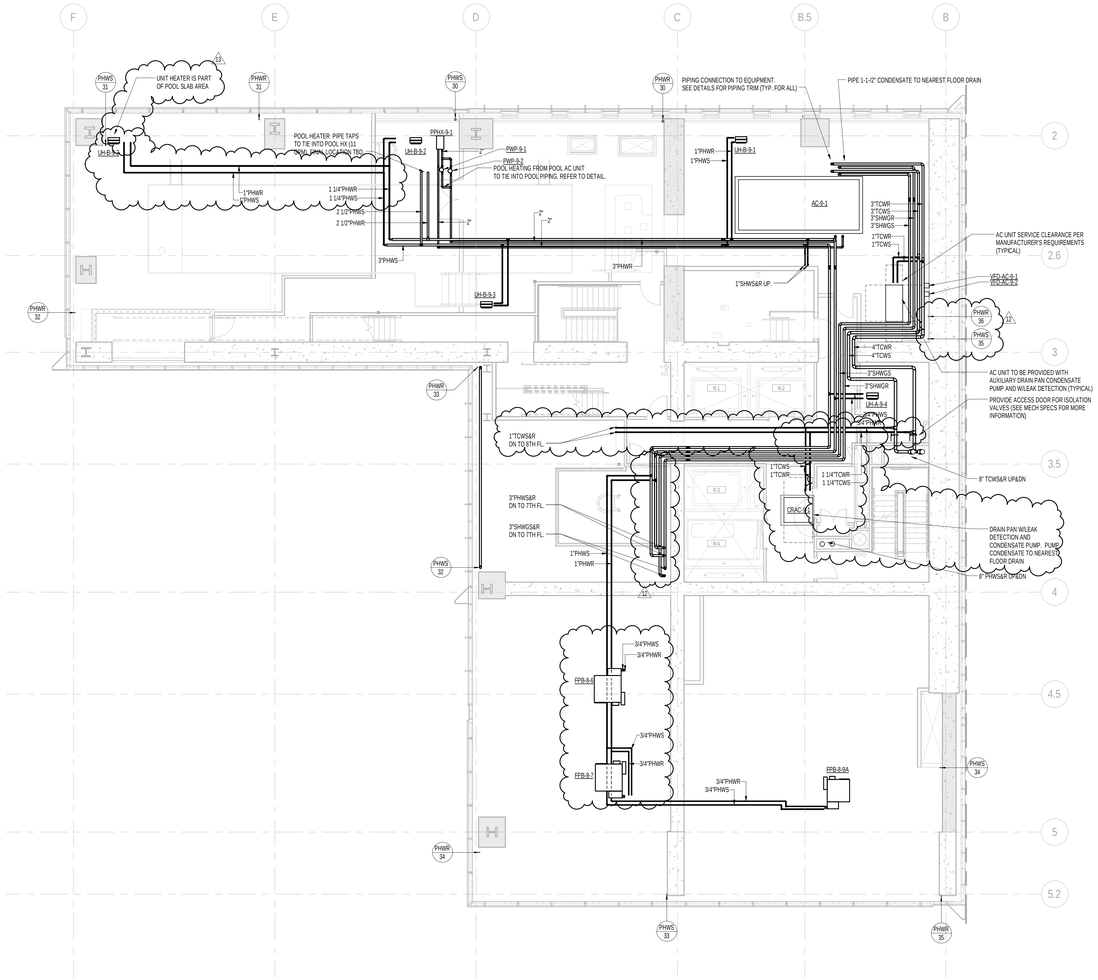


1 9th FLOOR PLAN
SCALE: 1/8" = 1'-0"

KEY PLAN:

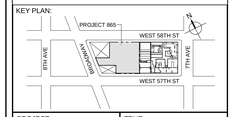


PROJECT NORTH

TRUE NORTH

DEVELOPER:
***EXTELL DEVELOPMENT COMPANY***
805 THIRD AVENUE, 7TH FLOOR
New York, NY 10022 USA
TEL: 212 712 6000 FAX: 212 712 6100

DESIGN ARCHITECT: Base Building Shell & Core
***ADRIAN SMITH + GORDON GILL ARCHITECTURE***
111 WEST MONROE STREET SUITE 2300
CHICAGO IL 60603
TEL: 312 920 1888 FAX: 312 920 1775

INTERIOR DESIGNER: Residential
***Rottet Architecture and Design Studio, PLLC***
298 Fifth Ave, 7th Floor
New York, NY 10001
TEL: 646 998 7000 FAX:

ARCHITECT OF RECORD:Base Building Shell, Core, & Residential
***AAI ARCHITECTS, P.C.***
401 Wellington St. W., 3rd Floor
Toronto, ON M5V 1E7 Canada
TEL: 416 967 1500 FAX: 416 967 7150

STRUCTURAL ENGINEERS:
***WSP CANTOR SEINUK***
228 EAST 45th Street
New York, NY 10017 USA
TEL: 212 687 9888 FAX: 646 487 5501

MEP ENGINEERS:
***AKF GROUP***
One Liberty Plaza, 165 Broadway, 22nd Floor
New York, NY 10006 USA
TEL: 212 354 5656 FAX: 212 354 5668

GEOTECHNICAL ENGINEERS:
***Langan Engineering & Environmental Services***
21 Penn Plaza - 360 West 31st Street, 8th Floor
New York, NY 10001-2727
TEL: 212 479 5400 FAX: 212 479 5444

CODE CONSULTANTS:
***Construction Consulting Associates***
100 Church Street
New York, NY 10007
TEL: 212 385 1818 FAX: 212 385 1911

CURTAINWALL CONSULTANT:
***AJLP Consulting***
40 Worth Street. Suite 826
New York, NY 10013
TEL: 212 757 5659 FAX: 646 219 8508

LANDMARK/PRESERVATION CONSULTANT:
***Jan Hird Pokorny Associates, Inc.***
39 West 37th Street, 12A
New York, NY 10018
TEL: 212 759 6462 FAX: 212 759 6540

| No. | DESCRIPTION | DATE |
|---|---|---|
| 1 | ISSUED FOR SCHEMATIC DESIGN | 04 APR 2014 |
| 2 | ISSUED FOR DESIGN DEVELOPMENT | 01 JUL 2014 |
| 3 | ISSUED FOR DESIGN DEVELOPMENT | 31 JUL 2014 |
| 4 | CD PROGRESS ISSUE 1 | 15 OCT 2014 |
| 5 | ISSUED FOR BID - MECHANICAL | 15 OCT 2014 |
| 6 | DOB SUBMISSION | 19 DEC 2014 |
| 7 | CD PROGRESS ISSUE 3 | 09 MAR 2015 |
| 8 | CD PROGRESS ISSUE 4 | 01 JUN 2015 |
| 9 | CD PROGRESS ISSUE 5 | 10 AUG 2015 |
| 10 | DOB AMENDMENT 2 | 18 SEP 2015 |
| 11 | CD PROGRESS ISSUE 6 | 02 NOV 2015 |
| 12 | CD PROGRESS ISSUE 7 | 29 JAN 2016 |
| 13 | CD PROGRESS ISSUE 8 - GMP SET | 18 MAR 2016 |
| 14 | CD BULLETIN ISSUE 4 | 15 JUL 2016 |
| 15 | DOB AMENDMENT 3 | 03 OCT 2016 |

0 4'-0" 8'-0" 16'-0"

Discrepancies must be reported immediately to the Architect before proceeding. Only figured dimensions are to be used. Contractors must check all dimensions on site. This drawing is protected by copyright.

ALL DIMENSIONS ARE SHOWN IN IMPERIAL.

CONSULTANT:
AKF
ONE LIBERTY PLAZA, 165 BROADWAY, 22nd FLOOR
NEW YORK, NY 10006
T: 212.354.5656 F: 212.354.5668
Oregon / Bend / Mount Vernon / Portland / New York
Pennsylvania / Houston / Dallas / Norfolk / Jeddah

PROJECT:
**217 WEST 57TH STREET**
NEW YORK, NY

DRAWING TITLE:
MECHANICAL
9th FLOOR PLAN - PIPING (MFD-15th FLOOR)

SEAL & SIGNATURE:

STATE OF NEW YORK · STEPHEN D. MILLER · 065 · 20013 · LICENSED PROFESSIONAL ENGINEER

| | |
|---|---|
| DATE: | 04/04/14 |
| PROJECT No: | Y130747-000 |
| DRAWN: MY | REV: |
| CHK: PHS | 15 |
| SCALE: As indicated | |
| DWG No: | |
| **M-214.02** | |
| DOB PAGE No: | 56 of 132 |

DOB EMPLOYEE STAMP:

DOB B-SCAN:

36" x 48" ANSI E SHEET SIZE
FILE NAME:
PLOT DATE: 10/19/2016 4:50:55 PM

DEPT OF BLDGS 421208305 Job Number
E3C15R70795 Scan Code

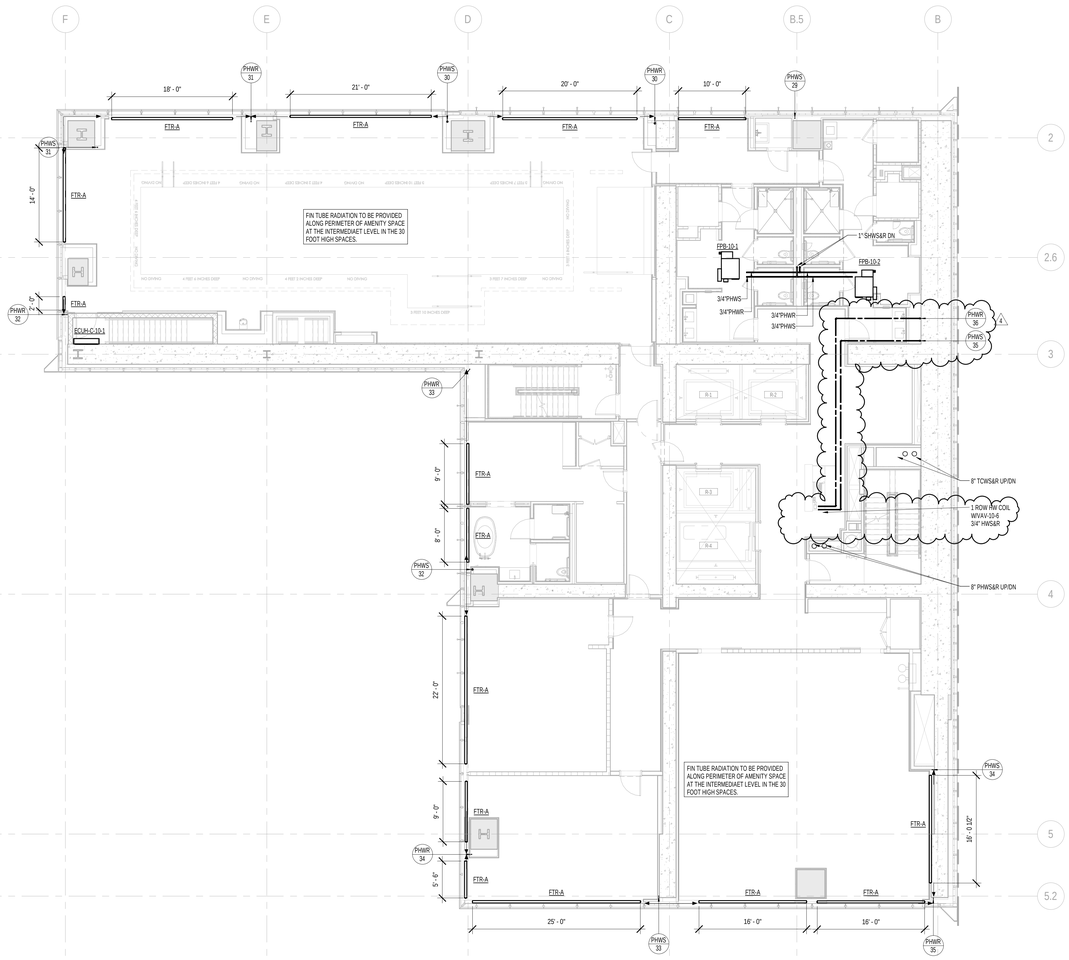


1 10th FLOOR PLAN
SCALE: 1/8" = 1'-0"

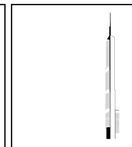

KEY PLAN:

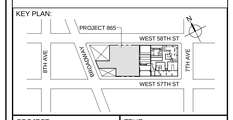


PROJECT NORTH

TRUE NORTH

DEVELOPER:
***EXTELL DEVELOPMENT COMPANY***
805 THIRD AVENUE, 7TH FLOOR
New York, NY 10022 USA
TEL: 212 712 6000 FAX: 212 712 6100

DESIGN ARCHITECT: Base Building Shell & Core
***ADRIAN SMITH + GORDON GILL ARCHITECTURE***
111 WEST MONROE STREET SUITE 2300
CHICAGO IL 60603
TEL: 312 920 1888 FAX: 312 920 1775

INTERIOR DESIGNER: Residential
***Rottet Architecture and Design Studio, PLLC***
298 Fifth Ave, 7th Floor
New York, NY 10001
TEL: 646 998 7000 FAX:

ARCHITECT OF RECORD:Base Building Shell, Core, & Residential
***AAI ARCHITECTS, P.C.***
401 Wellington St. W., 3rd Floor
Toronto, ON M5V 1E7 Canada
TEL: 416 967 1500 FAX: 416 967 7150

STRUCTURAL ENGINEERS:
***WSP CANTOR SEINUK***
228 EAST 45th Street
New York, NY 10017 USA
TEL: 212 687 9888 FAX: 646 487 5501

MEP ENGINEERS:
***AKF GROUP***
One Liberty Plaza, 165 Broadway, 22nd Floor
New York, NY 10006 USA
TEL: 212 354 5656 FAX: 212 354 5668

GEOTECHNICAL ENGINEERS:
***Langan Engineering & Environmental Services***
21 Penn Plaza - 360 West 31st Street, 8th Floor
New York, NY 10001-2727
TEL: 212 479 5400 FAX: 212 479 5444

CODE CONSULTANTS:
***Construction Consulting Associates***
100 Church Street
New York, NY 10007
TEL: 212 385 1818 FAX: 212 385 1911

CURTAINWALL CONSULTANT:
***AJLP Consulting***
40 Worth Street. Suite 826
New York, NY 10013
TEL: 212 757 5659 FAX: 646 219 8508

LANDMARK/PRESERVATION CONSULTANT:
***Jan Hird Pokorny Associates, Inc.***
39 West 37th Street, 12A
New York, NY 10018
TEL: 212 759 6462 FAX: 212 759 6540

| No. | DESCRIPTION | DATE |
|---|---|---|
| 1 | CD PROGRESS ISSUE 3 | 09 MAR 2015 |
| 2 | CD PROGRESS ISSUE 4 | 01 JUN 2015 |
| 3 | CD PROGRESS ISSUE 5 | 10 AUG 2015 |
| 4 | CD PROGRESS ISSUE 7 | 29 JAN 2016 |
| 5 | CD PROGRESS ISSUE 8 - GMP SET | 18 MAR 2016 |
| 6 | DOB AMENDMENT 3 | 03 OCT 2016 |

0 4' - 0" 8' - 0" 16' - 0"

Discrepancies must be reported immediately to the Architect before proceeding. Only figured dimensions are to be used. Contractors must check all dimensions on site. This drawing is protected by copyright.

ALL DIMENSIONS ARE SHOWN IN IMPERIAL.

CONSULTANT:
AKF
ONE LIBERTY PLAZA, 165 BROADWAY, 22nd FLOOR
NEW YORK, NY 10006
T: 212.354.5656 F: 212.354.5668
Arlington / Beijing / Mexico City / Minneapolis / New York
Philadelphia / Houston / Toronto / Vancouver / Washington

PROJECT:

**217 WEST 57TH STREET**

NEW YORK, NY

DRAWING TITLE:

MECHANICAL
10th FLOOR PLAN - PIPING (MFD-16th FLOOR)

SEAL & SIGNATURE:

STATE OF NEW YORK · MICHAEL H. SEINUK · 041 · LICENSED PROFESSIONAL ENGINEER

| | |
|---|---|
| DATE: | 04/04/14 |
| PROJECT No: | Y130747-000 |
| DRAWN: MY | REV: |
| CHK: PHS | 6 |
| SCALE: 1/8" = 1'-0" | |
| DWG No: | |
| **M-215.02** | |
| DOB PAGE No: 57 of 132 | |

DOB EMPLOYEE STAMP:

DOB B-SCAN:

36" x 48" ANSI E SHEET SIZE
FILE NAME:
PLOT DATE: 10/19/2016 4:51:07 PM

DEPT OF BLDGS 421263626 Job Number
E350436304 Scan Code

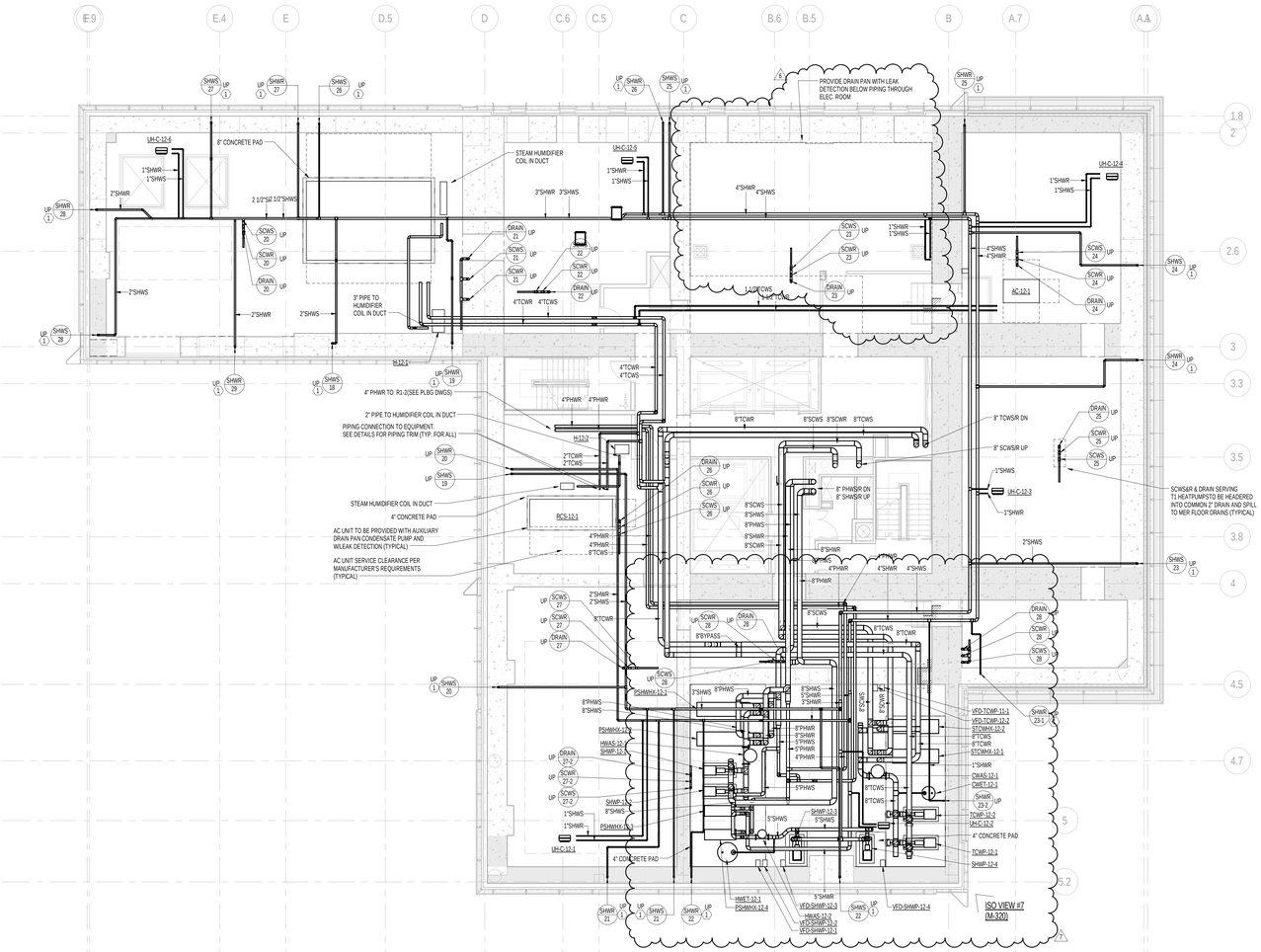


1 12th FLOOR PLAN
SCALE: 1/8" = 1'-0"

KEY NOTES:

1. STRUCTURAL ENGINEER TO PROVIDE NOTCH AT TOP OF SHEAR WALL FOR PIPE RISER.

PIPING NOTES:

1. FTR CONTROL VALVES SHALL BE LOCATED AT RISER TAKE-OFFS. SERVICE ACCESS TO VALVES SHALL BE COORDINATED WITH ARCHITECT. REFER TO HOT WATER RISER DIAGRAM FOR ADDITIONAL INFORMATION.
2. ALL PIPING SHALL BE INSULATED PER MECHANICAL SPECIFICATIONS.



KEY PLAN:

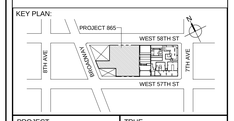


PROJECT NORTH | TRUE NORTH

DEVELOPER:
**EXTELL DEVELOPMENT COMPANY**
805 THIRD AVENUE, 7TH FLOOR
New York, NY 10022 USA
TEL: 212 712 6000 FAX: 212 712 6100

DESIGN ARCHITECT: Base Building Shell & Core
**ADRIAN SMITH + GORDON GILL ARCHITECTURE**
111 WEST MONROE STREET SUITE 2300
CHICAGO IL 60603
TEL: 312 920 1888 FAX: 312 920 1775

INTERIOR DESIGNER: Residential
**Rottet Architecture and Design Studio, PLLC**
298 Fifth Ave, 7th Floor
New York, NY 10001
TEL: 646 998 7000 FAX:

ARCHITECT OF RECORD:Base Building Shell, Core, & Residential
**AAI ARCHITECTS, P.C.**
401 Wellington St. W., 3rd Floor
Toronto, ON M5V 1E7 Canada
TEL: 416 967 1500 FAX: 416 967 7150

STRUCTURAL ENGINEERS:
**WSP CANTOR SEINUK**
228 EAST 45th Street
New York, NY 10017 USA
TEL: 212 687 9888 FAX: 646 487 5501

MEP ENGINEERS:
**AKF GROUP**
One Liberty Plaza, 165 Broadway, 22nd Floor
New York, NY 10006 USA
TEL: 212 354 5656 FAX: 212 354 5668

GEOTECHNICAL ENGINEERS:
**Langan Engineering & Environmental Services**
21 Penn Plaza - 360 West 31st Street, 8th Floor
New York, NY 10001-2727
TEL: 212 479 5400 FAX: 212 479 5444

CODE CONSULTANTS:
**Construction Consulting Associates**
100 Church Street
New York, NY 10007
TEL: 212 385 1818 FAX: 212 385 1911

CURTAINWALL CONSULTANT:
**AJLP Consulting**
40 Worth Street. Suite 826
New York, NY 10013
TEL: 212 757 5659 FAX: 646 219 8508

LANDMARK/PRESERVATION CONSULTANT:
**Jan Hird Pokorny Associates, Inc.**
39 West 37th Street, 12A
New York, NY 10018
TEL: 212 759 6462 FAX: 212 759 6540

| No. | DESCRIPTION | DATE |
|---|---|---|
| 1 | DOB SUBMISSION | 19 DEC 2014 |
| 2 | CD PROGRESS ISSUE 3 | 09 MAR 2015 |
| 3 | CD PROGRESS ISSUE 4 | 01 JUN 2015 |
| 4 | CD PROGRESS ISSUE 5 | 10 AUG 2015 |
| 5 | DOB AMENDMENT 2 | 18 SEP 2015 |
| 6 | CD PROGRESS ISSUE 6 | 02 NOV 2015 |
| 7 | CD PROGRESS ISSUE 7 | 29 JAN 2016 |
| 8 | CD PROGRESS ISSUE 8 - GMP SET | 18 MAR 2016 |
| 9 | DOB AMENDMENT 3 | 03 OCT 2016 |

0 4'-0" 8'-0" 16'-0"

Discrepancies must be reported immediately to the Architect before proceeding. Only figured dimensions are to be used. Contractors must check all dimensions on site. This drawing is protected by copyright.

ALL DIMENSIONS ARE SHOWN IN IMPERIAL.

CONSULTANT:
AKF
ONE LIBERTY PLAZA, 165 BROADWAY, 22nd FLOOR
NEW YORK, NY 10006
T: 212.354.5656 F: 212.354.5668
Phoenix • Berlin • Dubai • Hong Kong • Los Angeles • Mumbai • New York • Philadelphia • Pittsburgh • Sao Paulo • Shanghai • Tokyo • Toronto • Washington

PROJECT:
**217 WEST 57TH STREET**
NEW YORK, NY

DRAWING TITLE:
MECHANICAL
12th FLOOR PLAN - PIPING (MFD-20th FLOOR)

SEAL & SIGNATURE:

| | |
|---|---|
| DATE: | 12/08/14 |
| PROJECT No: | Y130747-000 |
| DRAWN: MY | REV: |
| CHK: PHS | 9 |
| SCALE: As indicated | |
| DWG No: | M-219.02 |
| DOB PAGE No: | 60 of 132 |

DOB EMPLOYEE STAMP: DOB B-SCAN:

36" x 48" ANSI E SHEET SIZE
FILE NAME:
PLOT DATE: 10/19/2016 4:52:27 PM

DEPT OF BLDGS 121206305 Job Number
E363174835 Scan Code

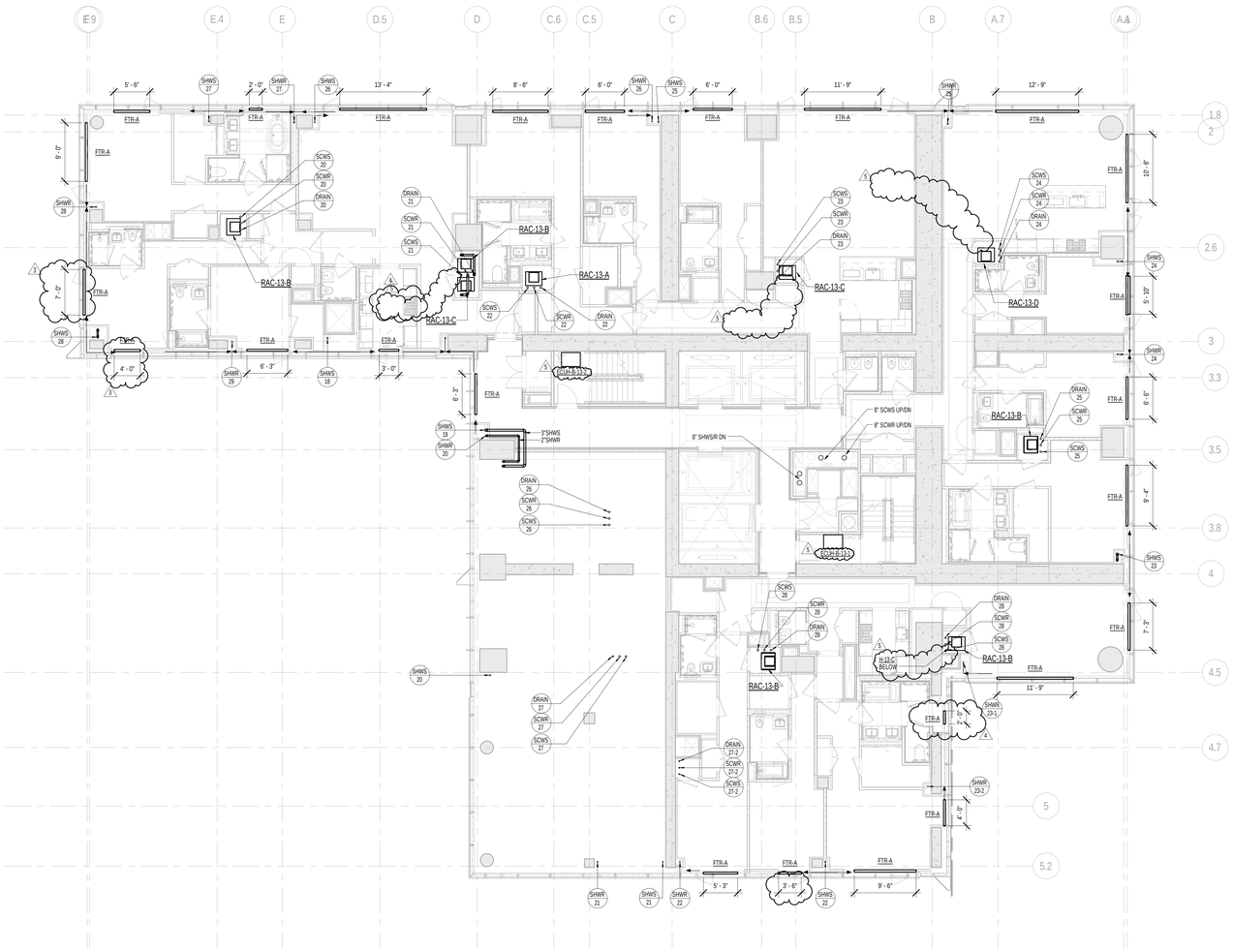


1 13th FLOOR PLAN
SCALE: 1/8" = 1'-0"

PIPING NOTES:

1. FTR CONTROL VALVES SHALL BE LOCATED AT RISER TAKE-OFFS. SERVICE ACCESS TO VALVES SHALL BE COORDINATED WITH ARCHITECT. REFER TO HOT WATER RISER DIAGRAM FOR ADDITIONAL INFORMATION.
2. ALL PIPING SHALL BE INSULATED PER MECHANICAL SPECIFICATIONS.



KEY PLAN:

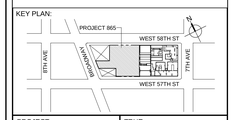


PROJECT NORTH

TRUE NORTH

DEVELOPER:
***EXTELL DEVELOPMENT COMPANY***
805 THIRD AVENUE, 7TH FLOOR
New York, NY 10022 USA
TEL: 212 712 6000 FAX: 212 712 6100

DESIGN ARCHITECT: Base Building Shell & Core
***ADRIAN SMITH + GORDON GILL ARCHITECTURE***
111 WEST MONROE STREET SUITE 2300
CHICAGO IL 60603
TEL: 312 920 1888 FAX: 312 920 1775

INTERIOR DESIGNER: Residential
***Rottet Architecture and Design Studio, PLLC***
298 Fifth Ave, 7th Floor
New York, NY 10001
TEL: 646 998 7000 FAX:

ARCHITECT OF RECORD:Base Building Shell, Core, & Residential
***AAI ARCHITECTS, P.C.***
401 Wellington St. W., 3rd Floor
Toronto, ON M5V 1E7 Canada
TEL: 416 967 1500 FAX: 416 967 7150

STRUCTURAL ENGINEERS:
***WSP CANTOR SEINUK***
228 EAST 45th Street
New York, NY 10017 USA
TEL: 212 687 9888 FAX: 646 487 5501

MEP ENGINEERS:
***AKF GROUP***
One Liberty Plaza, 165 Broadway, 22nd Floor
New York, NY 10006 USA
TEL: 212 354 5656 FAX: 212 354 5668

GEOTECHNICAL ENGINEERS:
***Langan Engineering & Environmental Services***
21 Penn Plaza - 360 West 31st Street, 8th Floor
New York, NY 10001-2727
TEL: 212 479 5400 FAX: 212 479 5444

CODE CONSULTANTS:
***Construction Consulting Associates***
100 Church Street
New York, NY 10007
TEL: 212 385 1818 FAX: 212 385 1911

CURTAINWALL CONSULTANT:
***AJLP Consulting***
40 Worth Street. Suite 826
New York, NY 10013
TEL: 212 757 5659 FAX: 646 219 8508

LANDMARK/PRESERVATION CONSULTANT:
***Jan Hird Pokorny Associates, Inc.***
39 West 37th Street, 12A
New York, NY 10018
TEL: 212 759 6462 FAX: 212 759 6540

| No. | DESCRIPTION | DATE |
|---|---|---|
| 1 | CD PROGRESS ISSUE 3 | 09 MAR 2015 |
| 2 | CD PROGRESS ISSUE 4 | 01 JUN 2015 |
| 3 | CD PROGRESS ISSUE 7 | 29 JAN 2016 |
| 4 | CD PROGRESS ISSUE 8 - GMP SET | 18 MAR 2016 |
| 5 | CD BULLETIN ISSUE 3 | 25 MAY 2016 |
| 6 | DOB AMENDMENT 3 | 03 OCT 2016 |

0 4' - 0" 8' - 0" 16' - 0"

Discrepancies must be reported immediately to the Architect before proceeding. Only figured dimensions are to be used. Contractors must check all dimensions on site. This drawing is protected by copyright.

ALL DIMENSIONS ARE SHOWN IN IMPERIAL.

CONSULTANT:
AKF
ONE LIBERTY PLAZA, 165 BROADWAY, 22nd FLOOR
NEW YORK, NY 10006
T: 212.354.5656 F: 212.354.5668
Phoenix • Berlin • Boston • Chicago • Dallas • Dubai • Dublin • Frankfurt • Hong Kong • Houston • Los Angeles • London • Moscow • Paris • Seattle

PROJECT:

**217 WEST 57TH STREET**
NEW YORK, NY

DRAWING TITLE:

MECHANICAL
13th FLOOR PLAN - PIPING
(MFD-32nd FLOOR)

SEAL & SIGNATURE:

| | |
|---|---|
| DATE: | 04/04/14 |
| PROJECT No: | Y130747-000 |
| DRAWN: MY | REV: |
| CHK: PHS | 6 |
| SCALE: As indicated | |
| DWG No: | M-220.02 |
| DOB PAGE No: | 61 of 132 |

DOB EMPLOYEE STAMP:

DOB B-SCAN:

36" x 48" ANSI E SHEET SIZE
FILE NAME:
PLOT DATE: 10/18/2016 4:53:33 PM

DEPT OF BLDGS 121282426 Job Number
E3079613/2950 Scan Code

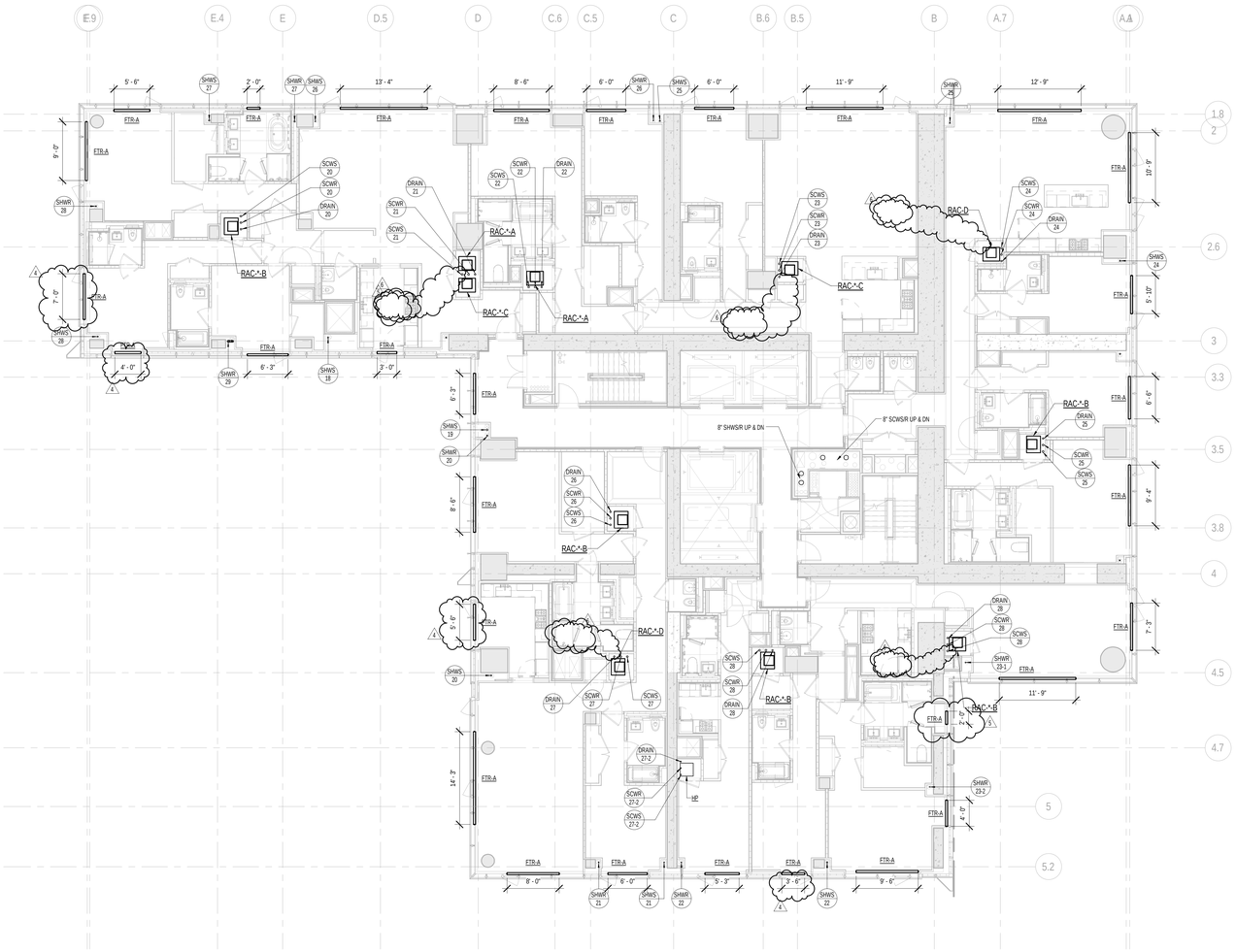


1 TYPICAL 14th-18th FLOOR PLAN
SCALE: 1/8" = 1'-0"

KEY PLAN:

PROJECT NORTH

TRUE NORTH

DEVELOPER:
***EXTELL DEVELOPMENT COMPANY***
805 THIRD AVENUE, 7TH FLOOR
New York, NY 10022 USA
TEL: 212 712 6000 FAX: 212 712 6100

DESIGN ARCHITECT: Base Building Shell & Core
***ADRIAN SMITH + GORDON GILL ARCHITECTURE***
111 WEST MONROE STREET SUITE 2300
CHICAGO IL 60603
TEL: 312 920 1888 FAX: 312 920 1775

INTERIOR DESIGNER: Residential
***Rottet Architecture and Design Studio, PLLC***
298 Fifth Ave, 7th Floor
New York, NY 10001
TEL: 646 998 7000 FAX:

ARCHITECT OF RECORD:Base Building Shell, Core, & Residential
***AAI ARCHITECTS, P.C.***
401 Wellington St. W., 3rd Floor
Toronto, ON M5V 1E7 Canada
TEL: 416 967 1500 FAX: 416 967 7150

STRUCTURAL ENGINEERS:
***WSP CANTOR SEINUK***
228 EAST 45th Street
New York, NY 10017 USA
TEL: 212 687 9888 FAX: 646 487 5501

MEP ENGINEERS:
***AKF GROUP***
One Liberty Plaza, 165 Broadway, 22nd Floor
New York, NY 10006 USA
TEL: 212 354 5656 FAX: 212 354 5668

GEOTECHNICAL ENGINEERS:
***Langan Engineering & Environmental Services***
21 Penn Plaza - 360 West 31st Street, 8th Floor
New York, NY 10001-2727
TEL: 212 479 5400 FAX: 212 479 5444

CODE CONSULTANTS:
***Construction Consulting Associates***
100 Church Street
New York, NY 10007
TEL: 212 385 1818 FAX: 212 385 1911

CURTAINWALL CONSULTANT:
***AJLP Consulting***
40 Worth Street. Suite 826
New York, NY 10013
TEL: 212 757 5659 FAX: 646 219 8508

LANDMARK/PRESERVATION CONSULTANT:
***Jan Hird Pokorny Associates, Inc.***
39 West 37th Street, 12A
New York, NY 10018
TEL: 212 759 6462 FAX: 212 759 6540

| No. | DESCRIPTION | DATE |
|---|---|---|
| 1 | CD PROGRESS ISSUE 5 | 10 AUG 2015 |
| 2 | DOB AMENDMENT 2 | 18 SEP 2015 |
| 3 | CD PROGRESS ISSUE 6 | 02 NOV 2015 |
| 4 | CD PROGRESS ISSUE 7 | 29 JAN 2016 |
| 5 | CD PROGRESS ISSUE 8 - GMP SET | 18 MAR 2016 |
| 6 | CD BULLETIN ISSUE 3 | 25 MAY 2016 |
| 7 | DOB AMENDMENT 3 | 03 OCT 2016 |

0 4' - 0" 8' - 0" 16' - 0"

Discrepancies must be reported immediately to the Architect before proceeding. Only figured dimensions are to be used. Contractors must check all dimensions on site. This drawing is protected by copyright.

ALL DIMENSIONS ARE SHOWN IN IMPERIAL.

CONSULTANT:
AKF
ONE LIBERTY PLAZA, 165 BROADWAY, 22nd FLOOR
NEW YORK, NY 10006
T: 212.354.5656 F: 212.354.5668
Arlington / Beijing / Mexico City / Minneapolis / New York
Philadelphia / Houston / Toronto / Vancouver / Washington

PROJECT:
**217 WEST 57TH STREET**
NEW YORK, NY

DRAWING TITLE:
MECHANICAL
14th FLOOR PLAN - PIPING (TYPICAL 14th-18th FLOORS) (MFD-33rd-37th FLOOR)

SEAL & SIGNATURE:

DATE: 08/03/15
PROJECT No: Y130747-000
DRAWN: MY
CHK: PHS
SCALE: 1/8" = 1'-0"
REV: 7
DWG No: **M-221.02**
DOB PAGE No: 62 of 132

DOB EMPLOYEE STAMP:

DOB B-SCAN:

36" x 48" ANSI E SHEET SIZE
FILE NAME:
PLOT DATE: 10/19/2016 4:34:28 PM

DEPT OF BLDGS 121265256 Job Number
E3870051007S Scan Code

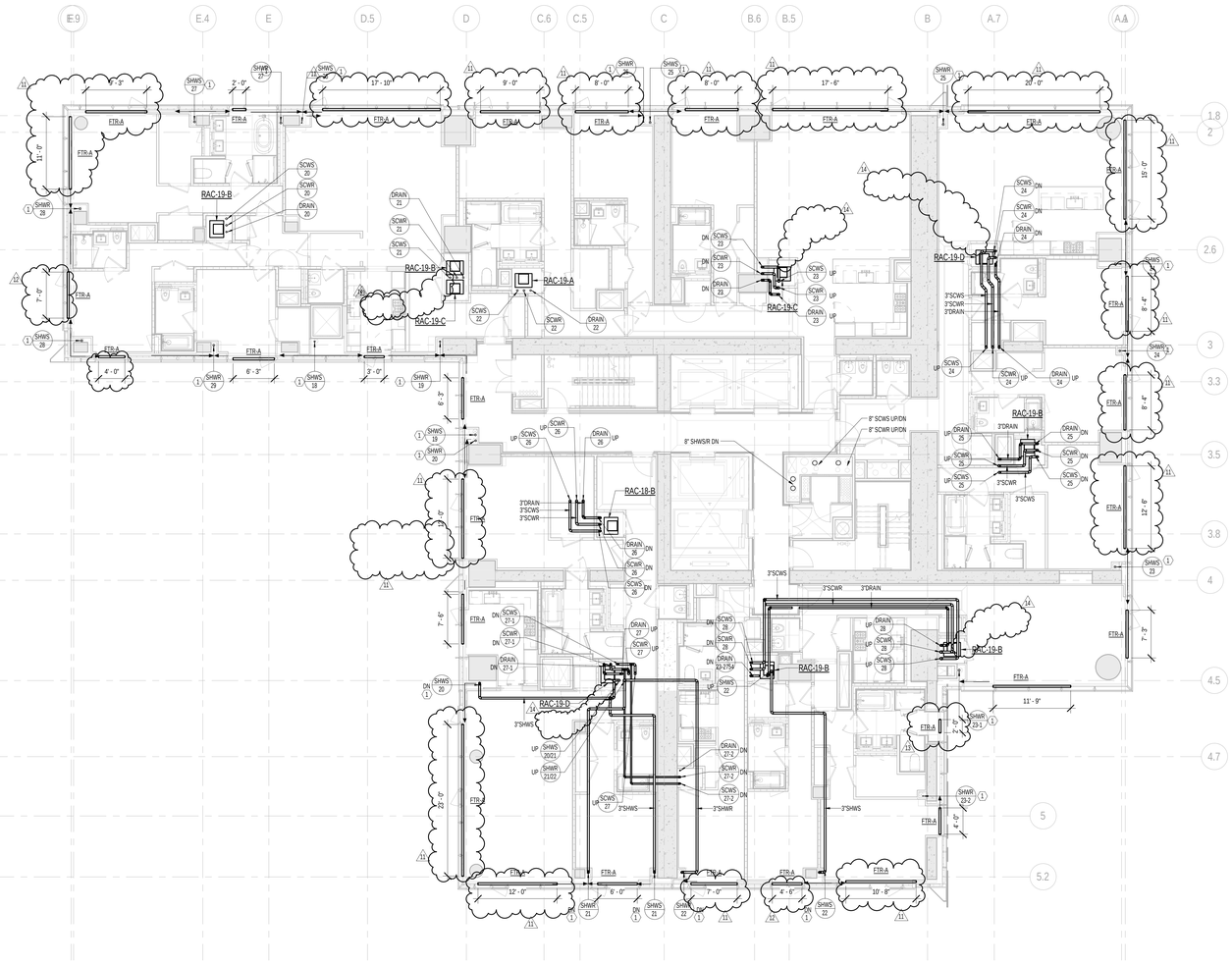


1 19th FLOOR PLAN
SCALE: 1/8" = 1'-0"

KEY NOTES:

1. ARCHITECT TO PROVIDE ACCESS PANEL FOR EXPANSION COMPENSATOR AT HW RISER (PROVIDE ON 18TH FLOOR FOR SHWR 20 & 28).

PIPING NOTES:

1. FTR CONTROL VALVES SHALL BE LOCATED AT RISER TAKE-OFFS. SERVICE ACCESS TO VALVES SHALL BE COORDINATED WITH ARCHITECT. REFER TO HOT WATER RISER DIAGRAM FOR ADDITIONAL INFORMATION.
2. ALL PIPING SHALL BE INSULATED PER MECHANICAL SPECIFICATIONS.



KEY PLAN:

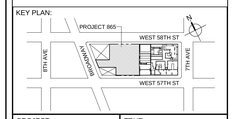


PROJECT NORTH

TRUE NORTH

DEVELOPER:
***EXTELL DEVELOPMENT COMPANY***
805 THIRD AVENUE, 7TH FLOOR
New York, NY 10022 USA
TEL: 212 712 6000 FAX: 212 712 6100

DESIGN ARCHITECT: Base Building Shell & Core
***ADRIAN SMITH + GORDON GILL ARCHITECTURE***
111 WEST MONROE STREET SUITE 2300
CHICAGO IL 60603
TEL: 312 920 1888 FAX: 312 920 1775

INTERIOR DESIGNER: Residential
***Rottet Architecture and Design Studio, PLLC***
298 Fifth Ave, 7th Floor
New York, NY 10001
TEL: 646 998 7000 FAX:

ARCHITECT OF RECORD:Base Building Shell, Core, & Residential
***AAI ARCHITECTS, P.C.***
401 Wellington St. W., 3rd Floor
Toronto, ON M5V 1E7 Canada
TEL: 416 967 1500 FAX: 416 967 7150

STRUCTURAL ENGINEERS:
***WSP CANTOR SEINUK***
228 EAST 45th Street
New York, NY 10017 USA
TEL: 212 687 9888 FAX: 646 487 5501

MEP ENGINEERS:
***AKF GROUP***
One Liberty Plaza, 165 Broadway, 22nd Floor
New York, NY 10006 USA
TEL: 212 354 5656 FAX: 212 354 5668

GEOTECHNICAL ENGINEERS:
***Langan Engineering & Environmental Services***
21 Penn Plaza - 360 West 31st Street, 8th Floor
New York, NY 10001-2727
TEL: 212 479 5400 FAX: 212 479 5444

CODE CONSULTANTS:
***Construction Consulting Associates***
100 Church Street
New York, NY 10007
TEL: 212 385 1818 FAX: 212 385 1911

CURTAINWALL CONSULTANT:
***AJLP Consulting***
40 Worth Street. Suite 826
New York, NY 10013
TEL: 212 757 5659 FAX: 646 219 8508

LANDMARK/PRESERVATION CONSULTANT:
***Jan Hird Pokorny Associates, Inc.***
39 West 37th Street, 12A
New York, NY 10018
TEL: 212 759 6462 FAX: 212 759 6540

| No. | DESCRIPTION | DATE |
|---|---|---|
| 1 | ISSUED FOR SCHEMATIC DESIGN | 04 APR 2014 |
| 2 | ISSUED FOR DESIGN DEVELOPMENT | 01 JUL 2014 |
| 3 | ISSUED FOR DESIGN DEVELOPMENT | 31 JUL 2014 |
| 4 | CD PROGRESS ISSUE 1 | 15 OCT 2014 |
| 5 | ISSUED FOR BID - RESIDENTIAL FIT-OUT PIPING | 17 NOV 2014 |
| 6 | DOB SUBMISSION | 19 DEC 2014 |
| 7 | CD PROGRESS ISSUE 3 | 09 MAR 2015 |
| 8 | CD PROGRESS ISSUE 4 | 01 JUN 2015 |
| 9 | CD PROGRESS ISSUE 5 | 10 AUG 2015 |
| 10 | DOB AMENDMENT 2 | 18 SEP 2015 |
| 11 | CD PROGRESS ISSUE 6 | 02 NOV 2015 |
| 12 | CD PROGRESS ISSUE 7 | 29 JAN 2016 |
| 13 | CD PROGRESS ISSUE 8 - GMP SET | 18 MAR 2016 |
| 14 | CD BULLETIN ISSUE 3 | 25 MAY 2016 |
| 15 | DOB AMENDMENT 3 | 03 OCT 2016 |

0 4'-0" 8'-0" 16'-0"

Discrepancies must be reported immediately to the Architect before proceeding. Only figured dimensions are to be used. Contractors must check all dimensions on site. This drawing is protected by copyright.

ALL DIMENSIONS ARE SHOWN IN IMPERIAL.

CONSULTANT:
AKF
ONE LIBERTY PLAZA, 165 BROADWAY, 22nd FLOOR
NEW YORK, NY 10006
T: 212.354.5656 F: 212.354.5668
Arlington / Boston / Kansas City / Minneapolis / New York
Philadelphia / Princeton / Tucson / Richmond / Stamford

PROJECT:

**217 WEST 57TH STREET**
NEW YORK, NY

DRAWING TITLE:

MECHANICAL
19th FLOOR PLAN - PIPING (MFD-38th FLOOR)

SEAL & SIGNATURE:

STATE OF NEW YORK · CHRISTOPHER S. MOORE · No. 075139 · LICENSED PROFESSIONAL ENGINEER

| | |
|---|---|
| DATE: | 04/04/14 |
| PROJECT No: | Y130747-000 |
| DRAWN: MY | REV: |
| CHK: PHS | 15 |
| SCALE: As indicated | |
| DWG No: | M-226.02 |
| DOB PAGE No: | 63 of 132 |

DOB EMPLOYEE STAMP:

DOB B-SCAN:

36" x 48" AVAYE E-SHEET SIZE
FILE NAME:
PLOT DATE: 10/19/2016 4:05:36 PM

DEPT OF BLDGS 121326426 Job Number
E365718815 Scan Code

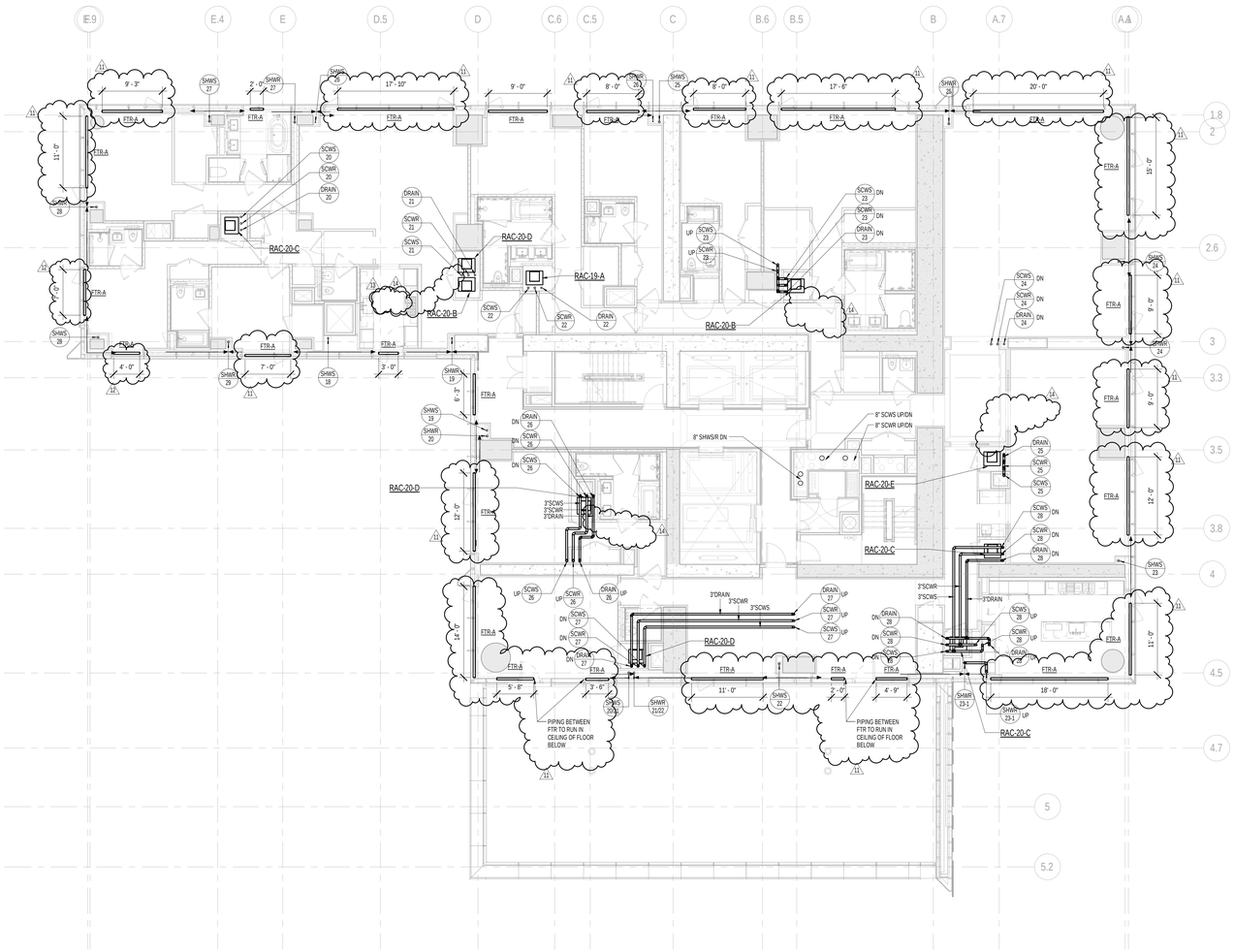


1 20th FLOOR PLAN
SCALE: 1/8" = 1'-0"

PIPING NOTES:

1. FTR CONTROL VALVES SHALL BE LOCATED AT RISER TAKE-OFFS. SERVICE ACCESS TO VALVES SHALL BE COORDINATED WITH ARCHITECT. REFER TO HOT WATER RISER DIAGRAM FOR ADDITIONAL INFORMATION.

2. ALL PIPING SHALL BE INSULATED PER MECHANICAL SPECIFICATIONS.

KEY PLAN:

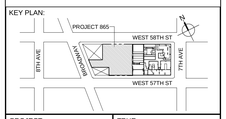


PROJECT NORTH

TRUE NORTH

DEVELOPER:
***EXTELL DEVELOPMENT COMPANY***
805 THIRD AVENUE, 7TH FLOOR
New York, NY 10022 USA
TEL: 212 712 6000 FAX: 212 712 6100

DESIGN ARCHITECT: Base Building Shell & Core
***ADRIAN SMITH + GORDON GILL ARCHITECTURE***
111 WEST MONROE STREET SUITE 2300
CHICAGO IL 60603
TEL: 312 920 1888 FAX: 312 920 1775

INTERIOR DESIGNER: Residential
***Rottet Architecture and Design Studio, PLLC***
298 Fifth Ave, 7th Floor
New York, NY 10001
TEL: 646 998 7000 FAX:

ARCHITECT OF RECORD:Base Building Shell, Core, & Residential
***AAI ARCHITECTS, P.C.***
401 Wellington St. W., 3rd Floor
Toronto, ON M5V 1E7 Canada
TEL: 416 967 1500 FAX: 416 967 7150

STRUCTURAL ENGINEERS:
***WSP CANTOR SEINUK***
228 EAST 45th Street
New York, NY 10017 USA
TEL: 212 687 9888 FAX: 646 487 5501

MEP ENGINEERS:
***AKF GROUP***
One Liberty Plaza, 165 Broadway, 22nd Floor
New York, NY 10006 USA
TEL: 212 354 5656 FAX: 212 354 5668

GEOTECHNICAL ENGINEERS:
***Langan Engineering & Environmental Services***
21 Penn Plaza - 360 West 31st Street, 8th Floor
New York, NY 10001-2727
TEL: 212 479 5400 FAX: 212 479 5444

CODE CONSULTANTS:
***Construction Consulting Associates***
100 Church Street
New York, NY 10007
TEL: 212 385 1818 FAX: 212 385 1911

CURTAINWALL CONSULTANT:
***AJLP Consulting***
40 Worth Street. Suite 826
New York, NY 10013
TEL: 212 757 5659 FAX: 646 219 8508

LANDMARK/PRESERVATION CONSULTANT:
***Jan Hird Pokorny Associates, Inc.***
39 West 37th Street, 12A
New York, NY 10018
TEL: 212 759 6462 FAX: 212 759 6540

| No. | DESCRIPTION | DATE |
|---|---|---|
| 1 | ISSUED FOR SCHEMATIC DESIGN | 04 APR 2014 |
| 2 | ISSUED FOR DESIGN DEVELOPMENT | 01 JUL 2014 |
| 3 | ISSUED FOR DESIGN DEVELOPMENT | 31 JUL 2014 |
| 4 | CD PROGRESS ISSUE 1 | 15 OCT 2014 |
| 5 | ISSUED FOR BID - RESIDENTIAL FIT-OUT PIPING | 17 NOV 2014 |
| 6 | DOB SUBMISSION | 19 DEC 2014 |
| 7 | CD PROGRESS ISSUE 3 | 09 MAR 2015 |
| 8 | CD PROGRESS ISSUE 4 | 01 JUN 2015 |
| 9 | CD PROGRESS ISSUE 5 | 10 AUG 2015 |
| 10 | DOB AMENDMENT 2 | 18 SEP 2015 |
| 11 | CD PROGRESS ISSUE 6 | 02 NOV 2015 |
| 12 | CD PROGRESS ISSUE 7 | 29 JAN 2016 |
| 13 | CD PROGRESS ISSUE 8 - GMP SET | 18 MAR 2016 |
| 14 | CD BULLETIN ISSUE 3 | 25 MAY 2016 |
| 15 | DOB AMENDMENT 3 | 03 OCT 2016 |

0 4'-0" 8'-0" 16'-0"

Discrepancies must be reported immediately to the Architect before proceeding. Only figured dimensions are to be used. Contractors must check all dimensions on site. This drawing is protected by copyright.

ALL DIMENSIONS ARE SHOWN IN IMPERIAL.

CONSULTANT:
AKF
ONE LIBERTY PLAZA, 165 BROADWAY, 22nd FLOOR
NEW YORK, NY 10006
T: 212.354.5656 F: 212.354.5668
Washington • Houston • Dallas • Cincinnati • Atlanta

PROJECT:

**217 WEST 57TH STREET**
NEW YORK, NY

DRAWING TITLE:

MECHANICAL
20th FLOOR PLAN - PIPING (MFD-39th FLOOR)

SEAL & SIGNATURE:

STATE OF NEW YORK · PHILIP H. SCHIFF · No. 039150 · LICENSED PROFESSIONAL ENGINEER

| | |
|---|---|
| DATE: | 04/04/14 |
| PROJECT No: | Y130747-000 |
| DRAWN: MY | REV: |
| CHK: PHS | 15 |
| SCALE: As indicated | |
| DWG No: | M-227.02 |
| DOB PAGE No: | 64 of 132 |

DOB EMPLOYEE STAMP:

DOB B-SCAN:

36" x 48" ANSI E SHEET SIZE

FILE NAME:
PLOT DATE: 10/19/2016 4:56:22 PM

DEPT OF BLDGS 121206295 Job Number
E302556402 Scan Code

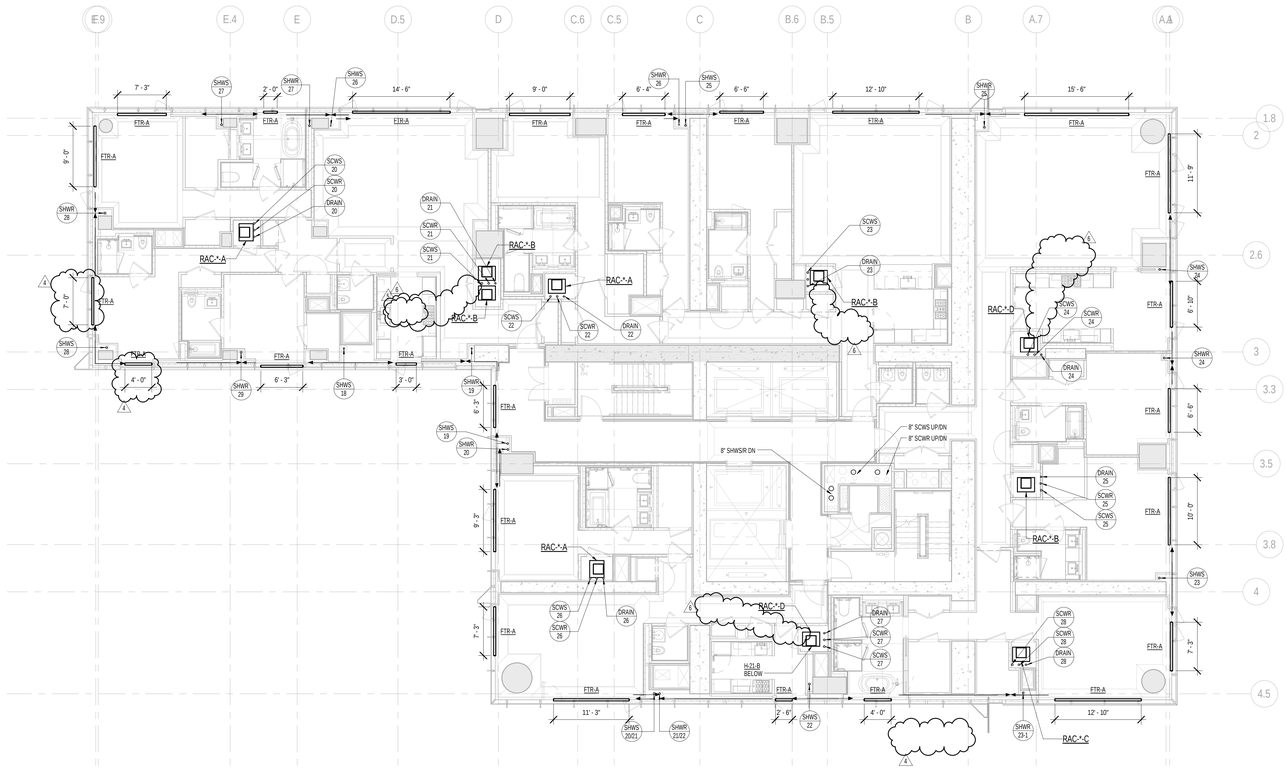


1 TYPICAL 21st-25th FLOOR PLANS
SCALE: 1/8" = 1'-0"

PIPING NOTES:

1. FTR CONTROL VALVES SHALL BE LOCATED AT RISER TAKE-OFFS. SERVICE ACCESS TO VALVES SHALL BE COORDINATED WITH ARCHITECT. REFER TO HOT WATER RISER DIAGRAM FOR ADDITIONAL INFORMATION.
2. ALL PIPING SHALL BE INSULATED PER MECHANICAL SPECIFICATIONS.

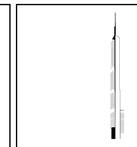

KEY PLAN:

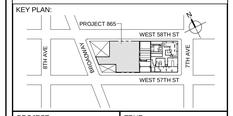


PROJECT NORTH

TRUE NORTH

DEVELOPER:
***EXTELL DEVELOPMENT COMPANY***
805 THIRD AVENUE, 7TH FLOOR
New York, NY 10022 USA
TEL: 212 712 6000 FAX: 212 712 6100

DESIGN ARCHITECT: Base Building Shell & Core
***ADRIAN SMITH + GORDON GILL ARCHITECTURE***
111 WEST MONROE STREET SUITE 2300
CHICAGO IL 60603
TEL: 312 920 1888 FAX: 312 920 1775

INTERIOR DESIGNER: Residential
***Rottet Architecture and Design Studio, PLLC***
298 Fifth Ave, 7th Floor
New York, NY 10001
TEL: 646 998 7000 FAX:

ARCHITECT OF RECORD:Base Building Shell, Core, & Residential
***AAI ARCHITECTS, P.C.***
401 Wellington St. W., 3rd Floor
Toronto, ON M5V 1E7 Canada
TEL: 416 967 1500 FAX: 416 967 7150

STRUCTURAL ENGINEERS:
***WSP CANTOR SEINUK***
228 EAST 45th Street
New York, NY 10017 USA
TEL: 212 687 9888 FAX: 646 487 5501

MEP ENGINEERS:
***AKF GROUP***
One Liberty Plaza, 165 Broadway, 22nd Floor
New York, NY 10006 USA
TEL: 212 354 5656 FAX: 212 354 5668

GEOTECHNICAL ENGINEERS:
***Langan Engineering & Environmental Services***
21 Penn Plaza - 360 West 31st Street, 8th Floor
New York, NY 10001-2727
TEL: 212 479 5400 FAX: 212 479 5444

CODE CONSULTANTS:
***Construction Consulting Associates***
100 Church Street
New York, NY 10007
TEL: 212 385 1818 FAX: 212 385 1911

CURTAINWALL CONSULTANT:
***AJLP Consulting***
40 Worth Street. Suite 826
New York, NY 10013
TEL: 212 757 5659 FAX: 646 219 8508

LANDMARK/PRESERVATION CONSULTANT:
***Jan Hird Pokorny Associates, Inc.***
39 West 37th Street, 12A
New York, NY 10018
TEL: 212 759 6462 FAX: 212 759 6540

| No. | DESCRIPTION | DATE |
|---|---|---|
| 1 | CD PROGRESS ISSUE 3 | 09 MAR 2015 |
| 2 | CD PROGRESS ISSUE 4 | 01 JUN 2015 |
| 3 | CD PROGRESS ISSUE 5 | 10 AUG 2015 |
| 4 | CD PROGRESS ISSUE 7 | 29 JAN 2016 |
| 5 | CD PROGRESS ISSUE 8 - GMP SET | 18 MAR 2016 |
| 6 | CD BULLETIN ISSUE 3 | 25 MAY 2016 |
| 7 | DOB AMENDMENT 3 | 03 OCT 2016 |

0 4' - 0" 8' - 0" 16' - 0"

Discrepancies must be reported immediately to the Architect before proceeding. Only figured dimensions are to be used. Contractors must check all dimensions on site. This drawing is protected by copyright.

ALL DIMENSIONS ARE SHOWN IN IMPERIAL.

CONSULTANT:
AKF
ONE LIBERTY PLAZA, 165 BROADWAY, 22nd FLOOR
NEW YORK, NY 10006
T: 212.354.5656 F: 212.354.5668
Phoenix • Denver • Miami • Los • Portland • New York
Philadelphia • Pittsburgh • Dallas • Houston • Seattle

PROJECT:
**217 WEST 57TH STREET**
NEW YORK, NY

DRAWING TITLE:
MECHANICAL
21st FLOOR PLAN - PIPING (TYPICAL 21st-25th FLOORS) (MFD-43rd-48th FLOOR)

SEAL & SIGNATURE:

| | |
|---|---|
| DATE: | 04/04/14 |
| PROJECT No: | Y130747-000 |
| DRAWN: MY | REV: |
| CHK: PHS | 7 |
| SCALE: As indicated | |
| DWG No: | |
| **M-228.02** | |
| DOB PAGE No: | 65 of 132 |

DOB EMPLOYEE STAMP:

DOB B-SCAN:

36" x 48" ANSI E SHEET SIZE
FILE NAME:
PLOT DATE: 10/19/2016 4:57:23 PM

DEPT OF BLDGS 421258426 Job Number
E387747529 Scan Code

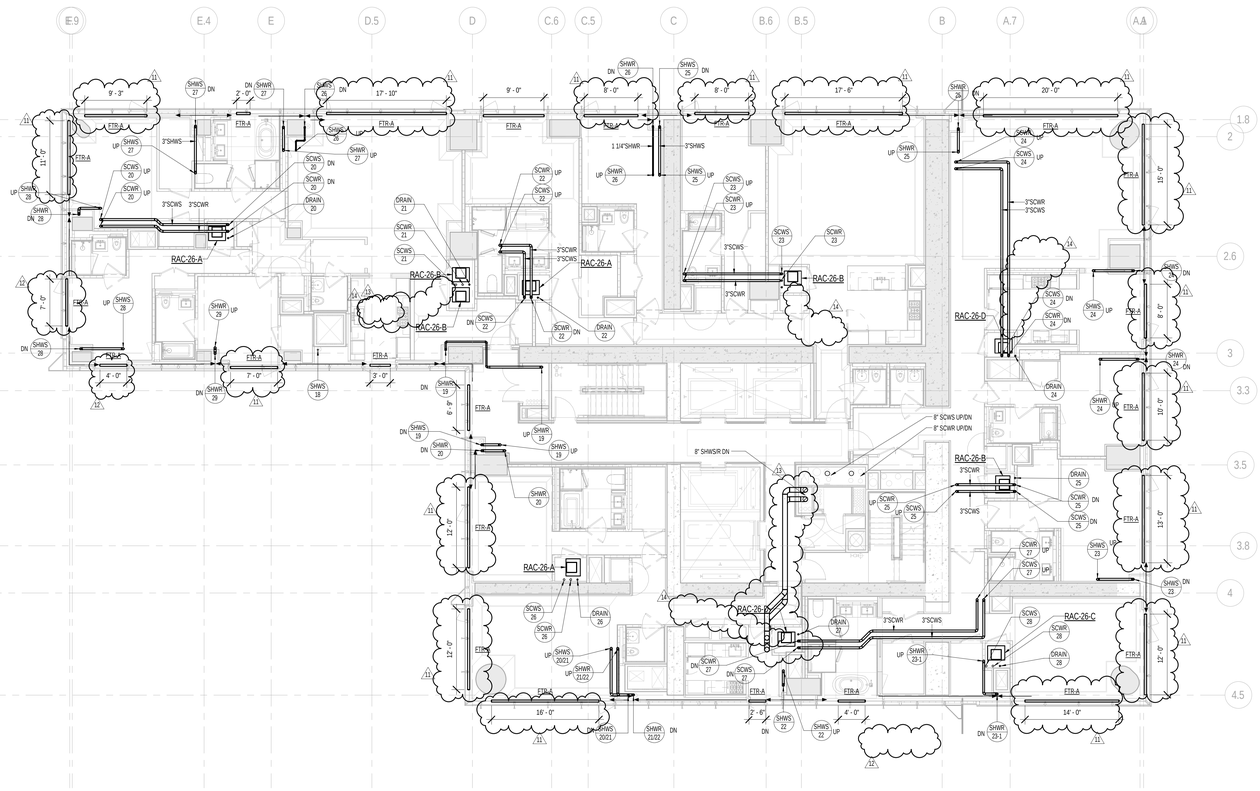


1 26th FLOOR PLAN
SCALE: 1/8" = 1'-0"

PIPING NOTES:

1. FTR CONTROL VALVES SHALL BE LOCATED AT RISER TAKE-OFFS. SERVICE ACCESS TO VALVES SHALL BE COORDINATED WITH ARCHITECT. REFER TO HOT WATER RISER DIAGRAM FOR ADDITIONAL INFORMATION.
2. ALL PIPING SHALL BE INSULATED PER MECHANICAL SPECIFICATIONS.



KEY PLAN:

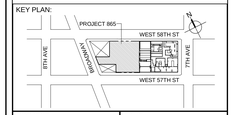


PROJECT NORTH

TRUE NORTH

DEVELOPER:
***EXTELL DEVELOPMENT COMPANY***
805 THIRD AVENUE, 7TH FLOOR
New York, NY 10022 USA
TEL: 212 712 6000 FAX: 212 712 6100

DESIGN ARCHITECT: Base Building Shell & Core
***ADRIAN SMITH + GORDON GILL ARCHITECTURE***
111 WEST MONROE STREET SUITE 2300
CHICAGO IL 60603
TEL: 312 920 1888 FAX: 312 920 1775

INTERIOR DESIGNER: Residential
***Rottet Architecture and Design Studio, PLLC***
298 Fifth Ave, 7th Floor
New York, NY 10001
TEL: 646 998 7000 FAX:

ARCHITECT OF RECORD:Base Building Shell, Core, & Residential
***AAI ARCHITECTS, P.C.***
401 Wellington St. W., 3rd Floor
Toronto, ON M5V 1E7 Canada
TEL: 416 967 1500 FAX: 416 967 7150

STRUCTURAL ENGINEERS:
***WSP CANTOR SEINUK***
228 EAST 45th Street
New York, NY 10017 USA
TEL: 212 687 9888 FAX: 646 487 5501

MEP ENGINEERS:
***AKF GROUP***
One Liberty Plaza, 165 Broadway, 22nd Floor
New York, NY 10006 USA
TEL: 212 354 5656 FAX: 212 354 5668

GEOTECHNICAL ENGINEERS:
***Langan Engineering & Environmental Services***
21 Penn Plaza - 360 West 31st Street, 8th Floor
New York, NY 10001-2727
TEL: 212 479 5400 FAX: 212 479 5444

CODE CONSULTANTS:
***Construction Consulting Associates***
100 Church Street
New York, NY 10007
TEL: 212 385 1818 FAX: 212 385 1911

CURTAINWALL CONSULTANT:
***AJLP Consulting***
40 Worth Street. Suite 826
New York, NY 10013
TEL: 212 757 5659 FAX: 646 219 8508

LANDMARK/PRESERVATION CONSULTANT:
***Jan Hird Pokorny Associates, Inc.***
39 West 37th Street, 12A
New York, NY 10018
TEL: 212 759 6462 FAX: 212 759 6540

| No. | DESCRIPTION | DATE |
|---|---|---|
| 1 | ISSUED FOR SCHEMATIC DESIGN | 04 APR 2014 |
| 2 | ISSUED FOR DESIGN DEVELOPMENT | 01 JUL 2014 |
| 3 | ISSUED FOR DESIGN DEVELOPMENT | 31 JUL 2014 |
| 4 | CD PROGRESS ISSUE 1 | 15 OCT 2014 |
| 5 | ISSUED FOR BID - RESIDENTIAL FIT-OUT PIPING | 17 NOV 2014 |
| 6 | DOB SUBMISSION | 19 DEC 2014 |
| 7 | CD PROGRESS ISSUE 3 | 09 MAR 2015 |
| 8 | CD PROGRESS ISSUE 4 | 01 JUN 2015 |
| 9 | CD PROGRESS ISSUE 5 | 10 AUG 2015 |
| 10 | DOB AMENDMENT 2 | 18 SEP 2015 |
| 11 | CD PROGRESS ISSUE 6 | 02 NOV 2015 |
| 12 | CD PROGRESS ISSUE 7 | 29 JAN 2016 |
| 13 | CD PROGRESS ISSUE 8 - GMP SET | 18 MAR 2016 |
| 14 | CD BULLETIN ISSUE 3 | 25 MAY 2016 |
| 15 | DOB AMENDMENT 3 | 03 OCT 2016 |

0 4'-0" 8'-0" 16'-0"

Discrepancies must be reported immediately to the Architect before proceeding. Only figured dimensions are to be used. Contractors must check all dimensions on site. This drawing is protected by copyright.

ALL DIMENSIONS ARE SHOWN IN IMPERIAL.

CONSULTANT:
AKF
ONE LIBERTY PLAZA, 165 BROADWAY, 22nd FLOOR
NEW YORK, NY 10006
T: 212.354.5656 F: 212.354.5668
Arlington / Boston / Mexico City / Minneapolis / New York
Philadelphia / Princeton / Tucson / Richmond / Stamford

PROJECT:

**217 WEST 57TH STREET**
NEW YORK, NY

DRAWING TITLE:

MECHANICAL
26th FLOOR PLAN - PIPING (MFD-49th FLOOR)

SEAL & SIGNATURE:

| | |
|---|---|
| DATE: | 04/04/14 |
| PROJECT No: | Y130747-000 |
| DRAWN: MY | REV: |
| CHK: PHS | 15 |
| SCALE: As indicated | |
| DWG No: | |
| **M-232.02** | |
| DOB PAGE No: 66 of 132 | |

DOB EMPLOYEE STAMP:

DOB B-SCAN:

36" x 48" ANSI E SHEET SIZE
FILE NAME:
PLOT DATE: 10/19/2016 4:58:20 PM

DEPT OF BLDGS 421208305 Job Number
E320240904175 Scan Code

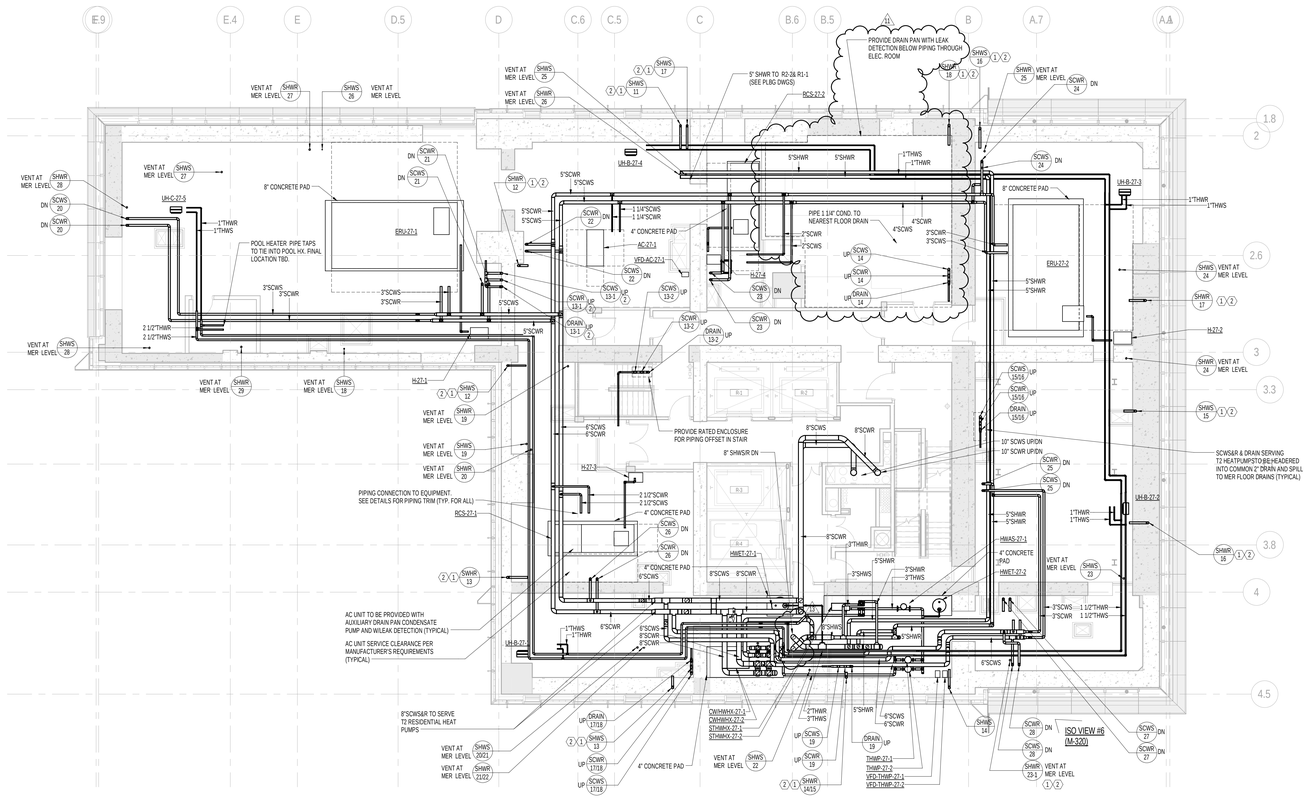


1 27th FLOOR PLAN
SCALE: 1/8" = 1'-0"

KEY NOTES:

1. DRAIN FROM FTR HOT WATER RISER TO BE TIED INTO COMMON HEADER AND RUN TO NEAREST FLOOR DRAIN. SEE RISER DIAGRAM FOR ADDITIONAL INFORMATION.
2. STRUCTURAL ENGINEER TO PROVIDE NOTCH AT TOP OF SHEAR WALL FOR PIPE RISER.

PIPING NOTES:

1. RUN CONDENSATE LINE FROM AC UNITS TO NEAREST FLOOR DRAIN. COORDINATE WITH PLUMBING PLANS.
2. ALL PIPING SHALL BE INSULATED PER MECHANICAL SPECIFICATIONS.

KEY PLAN:

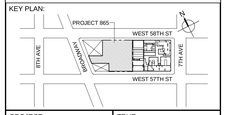


PROJECT NORTH | TRUE NORTH

DEVELOPER:
**EXTELL DEVELOPMENT COMPANY**
805 THIRD AVENUE, 7TH FLOOR
New York, NY 10022 USA
TEL: 212 712 6000 FAX: 212 712 6100

DESIGN ARCHITECT: Base Building Shell & Core
**ADRIAN SMITH + GORDON GILL ARCHITECTURE**
111 WEST MONROE STREET SUITE 2300
CHICAGO IL 60603
TEL: 312 920 1888 FAX: 312 920 1775

INTERIOR DESIGNER: Residential
**Rottet Architecture and Design Studio, PLLC**
298 Fifth Ave, 7th Floor
New York, NY 10001
TEL: 646 998 7000 FAX:

ARCHITECT OF RECORD: Base Building Shell, Core, & Residential
**AAI ARCHITECTS, P.C.**
401 Wellington St. W., 3rd Floor
Toronto, ON M5V 1E7 Canada
TEL: 416 967 1500 FAX: 416 967 7150

STRUCTURAL ENGINEERS:
**WSP CANTOR SEINUK**
228 EAST 45th Street
New York, NY 10017 USA
TEL: 212 687 9888 FAX: 646 487 5501

MEP ENGINEERS:
**AKF GROUP**
One Liberty Plaza, 165 Broadway, 22nd Floor
New York, NY 10006 USA
TEL: 212 354 5656 FAX: 212 354 5668

GEOTECHNICAL ENGINEERS:
**Langan Engineering & Environmental Services**
21 Penn Plaza - 360 West 31st Street, 8th Floor
New York, NY 10001-2727
TEL: 212 479 5400 FAX: 212 479 5444

CODE CONSULTANTS:
**Construction Consulting Associates**
100 Church Street
New York, NY 10007
TEL: 212 385 1818 FAX: 212 385 1911

CURTAINWALL CONSULTANT:
**AJLP Consulting**
40 Worth Street. Suite 826
New York, NY 10013
TEL: 212 757 5659 FAX: 646 219 8508

LANDMARK/PRESERVATION CONSULTANT:
**Jan Hird Pokorny Associates, Inc.**
39 West 37th Street, 12A
New York, NY 10018
TEL: 212 759 6462 FAX: 212 759 6540

| No. | DESCRIPTION | DATE |
|---|---|---|
| 1 | ISSUED FOR SCHEMATIC DESIGN | 04 APR 2014 |
| 2 | ISSUED FOR DESIGN DEVELOPMENT | 01 JUL 2014 |
| 3 | ISSUED FOR DESIGN DEVELOPMENT | 31 JUL 2014 |
| 4 | CD PROGRESS ISSUE 1 | 15 OCT 2014 |
| 5 | ISSUED FOR BID - MECHANICAL | 15 OCT 2014 |
| 6 | DOB SUBMISSION | 19 DEC 2014 |
| 7 | CD PROGRESS ISSUE 3 | 09 MAR 2015 |
| 8 | CD PROGRESS ISSUE 4 | 01 JUN 2015 |
| 9 | CD PROGRESS ISSUE 5 | 10 AUG 2015 |
| 10 | DOB AMENDMENT 2 | 18 SEP 2015 |
| 11 | CD PROGRESS ISSUE 6 | 02 NOV 2015 |
| 12 | CD PROGRESS ISSUE 7 | 29 JAN 2016 |
| 13 | CD PROGRESS ISSUE 8 - GMP SET | 18 MAR 2016 |
| 14 | DOB AMENDMENT 3 | 03 OCT 2016 |

0 4'-0" 8'-0" 16'-0"

Discrepancies must be reported immediately to the Architect before proceeding. Only figured dimensions are to be used. Contractors must check all dimensions on site. This drawing is protected by copyright.

ALL DIMENSIONS ARE SHOWN IN IMPERIAL.

CONSULTANT:
AKF
ONE LIBERTY PLAZA, 165 BROADWAY, 22nd FLOOR
NEW YORK, NY 10006
T: 212.354.5656 F: 212.354.5668
Arlington / Boston / Mexico City / Minneapolis / New York
Philadelphia / Princeton / Tucson / Vancouver / Washington

PROJECT:
**217 WEST 57TH STREET**
NEW YORK, NY

DRAWING TITLE:
MECHANICAL
27th FLOOR PLAN - PIPING (MFD-50th FLOOR)

SEAL & SIGNATURE:

| | |
|---|---|
| DATE: | 04/04/14 |
| PROJECT No: | Y130747-000 |
| DRAWN: MY | REV: |
| CHK: PHS | 14 |
| SCALE: As indicated | |
| DWG No: | |
| **M-233.02** | |
| DOB PAGE No: | 67 of 132 |

DOB EMPLOYEE STAMP: DOB B-SCAN:

36" x 48" ANSI E SHEET SIZE
FILE NAME:
PLOT DATE: 10/19/2016 4:05:58 PM

DEPT OF BLDGS 121263426 Job Number
E127263434581 Scan Code

PIPING NOTES:

1. FTR CONTROL VALVES SHALL BE LOCATED AT RISER TAKE-OFFS. SERVICE ACCESS TO VALVES SHALL BE COORDINATED WITH ARCHITECT. REFER TO HOT WATER RISER DIAGRAM FOR ADDITIONAL INFORMATION.
2. ALL PIPING SHALL BE INSULATED PER MECHANICAL SPECIFICATIONS.

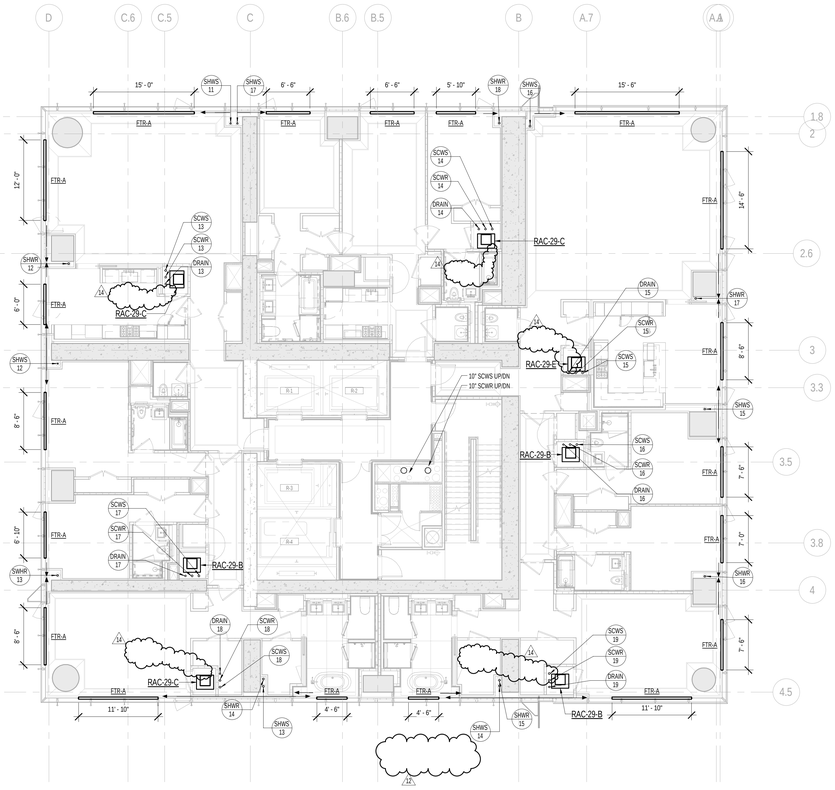


2 29th FLOOR PLAN
SCALE: 1/8" = 1'-0"

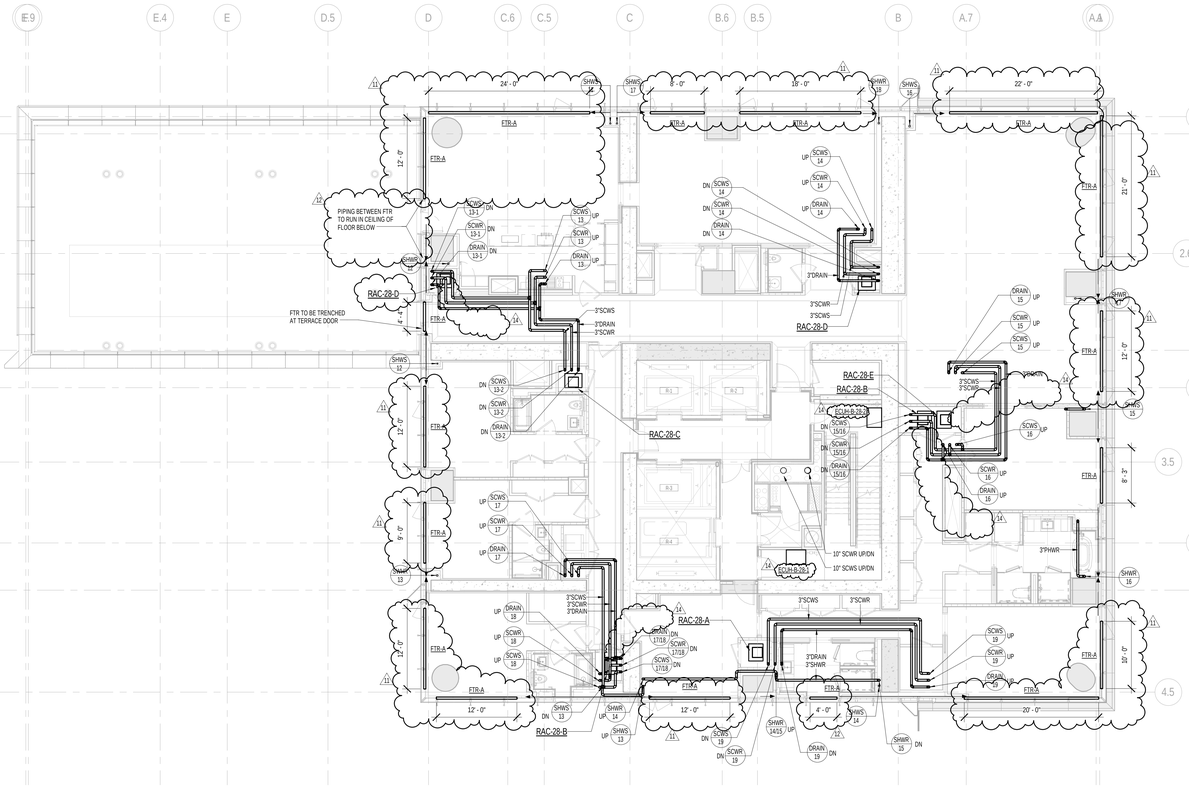


1 28th FLOOR PLAN
SCALE: 1/8" = 1'-0"

KEY PLAN:

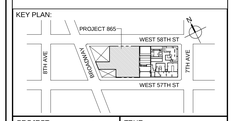


PROJECT NORTH

TRUE NORTH

DEVELOPER:
***EXTELL DEVELOPMENT COMPANY***
805 THIRD AVENUE, 7TH FLOOR
New York, NY 10022 USA
TEL: 212 712 6000 FAX: 212 712 6100

DESIGN ARCHITECT: Base Building Shell & Core
***ADRIAN SMITH + GORDON GILL ARCHITECTURE***
111 WEST MONROE STREET SUITE 2300
CHICAGO IL 60603
TEL: 312 920 1888 FAX: 312 920 1775

INTERIOR DESIGNER: Residential
***Rottet Architecture and Design Studio, PLLC***
298 Fifth Ave, 7th Floor
New York, NY 10001
TEL: 646 998 7000 FAX:

ARCHITECT OF RECORD:Base Building Shell, Core, & Residential
***AAI ARCHITECTS, P.C.***
401 Wellington St. W., 3rd Floor
Toronto, ON M5V 1E7 Canada
TEL: 416 967 1500 FAX: 416 967 7150

STRUCTURAL ENGINEERS:
***WSP CANTOR SEINUK***
228 EAST 45th Street
New York, NY 10017 USA
TEL: 212 687 9888 FAX: 646 487 5501

MEP ENGINEERS:
***AKF GROUP***
One Liberty Plaza, 165 Broadway, 22nd Floor
New York, NY 10006 USA
TEL: 212 354 5656 FAX: 212 354 5668

GEOTECHNICAL ENGINEERS:
***Langan Engineering & Environmental Services***
21 Penn Plaza - 360 West 31st Street, 8th Floor
New York, NY 10001-2727
TEL: 212 479 5400 FAX: 212 479 5444

CODE CONSULTANTS:
***Construction Consulting Associates***
100 Church Street
New York, NY 10007
TEL: 212 385 1818 FAX: 212 385 1911

CURTAINWALL CONSULTANT:
***AJLP Consulting***
40 Worth Street. Suite 826
New York, NY 10013
TEL: 212 757 5659 FAX: 646 219 8508

LANDMARK/PRESERVATION CONSULTANT:
***Jan Hird Pokorny Associates, Inc.***
39 West 37th Street, 12A
New York, NY 10018
TEL: 212 759 6462 FAX: 212 759 6540

| No. | DESCRIPTION | DATE |
|---|---|---|
| 1 | ISSUED FOR SCHEMATIC DESIGN | 04 APR 2014 |
| 2 | ISSUED FOR DESIGN DEVELOPMENT | 01 JUL 2014 |
| 3 | ISSUED FOR DESIGN DEVELOPMENT | 31 JUL 2014 |
| 4 | CD PROGRESS ISSUE 1 | 15 OCT 2014 |
| 5 | ISSUED FOR BID - RESIDENTIAL FIT-OUT PIPING | 17 NOV 2014 |
| 6 | DOB SUBMISSION | 19 DEC 2014 |
| 7 | CD PROGRESS ISSUE 3 | 09 MAR 2015 |
| 8 | CD PROGRESS ISSUE 4 | 01 JUN 2015 |
| 9 | CD PROGRESS ISSUE 5 | 10 AUG 2015 |
| 10 | DOB AMENDMENT 2 | 18 SEP 2015 |
| 11 | CD PROGRESS ISSUE 6 | 02 NOV 2015 |
| 12 | CD PROGRESS ISSUE 7 | 29 JAN 2016 |
| 13 | CD PROGRESS ISSUE 8 - GMP SET | 18 MAR 2016 |
| 14 | CD BULLETIN ISSUE 1 | 25 MAY 2016 |
| 15 | DOB AMENDMENT 3 | 03 OCT 2016 |

0 4'-0" 8'-0" 16'-0"

Discrepancies must be reported immediately to the Architect before proceeding. Only figured dimensions are to be used. Contractors must check all dimensions on site. This drawing is protected by copyright.

ALL DIMENSIONS ARE SHOWN IN IMPERIAL.

CONSULTANT:
AKF
ONE LIBERTY PLAZA, 165 BROADWAY, 22nd FLOOR
NEW YORK, NY 10006
T: 212.354.5656 F: 212.354.5668
Philadelphia / Princeton / Dallas / Rochester / Sarasota

PROJECT:
**217 WEST 57TH STREET**
NEW YORK, NY

DRAWING TITLE:
MECHANICAL
28th and 29th FLOOR PLANS - PIPING
(MFD-53rd-54th FLOOR)

SEAL & SIGNATURE:
STATE OF NEW YORK · CHRISTOPHER G. MCNAMARA · No. 075136 · LICENSED PROFESSIONAL ENGINEER

| | |
|---|---|
| DATE: | 04/04/14 |
| PROJECT No: | Y130747-000 |
| DRAWN: MY | REV: |
| CHK: PHS | 15 |
| SCALE: As indicated | |
| DWG No: | M-234.02 |
| DOB PAGE No: | 68 of 132 |

DOB EMPLOYEE STAMP:

DOB B-SCAN:

36" x 48" ANSI E SHEET SIZE
FILE NAME:
PLOT DATE: 10/19/2016 5:02:23 PM

DEPT OF BLDGS 121263435 Job Number
E3436950099 Scan Code

PIPING NOTES:

1. FTR CONTROL VALVES SHALL BE LOCATED AT RISER TAKE-OFFS. SERVICE ACCESS TO VALVES SHALL BE COORDINATED WITH ARCHITECT. REFER TO HOT WATER RISER DIAGRAM FOR ADDITIONAL INFORMATION.
2. ALL PIPING SHALL BE INSULATED PER MECHANICAL SPECIFICATIONS.

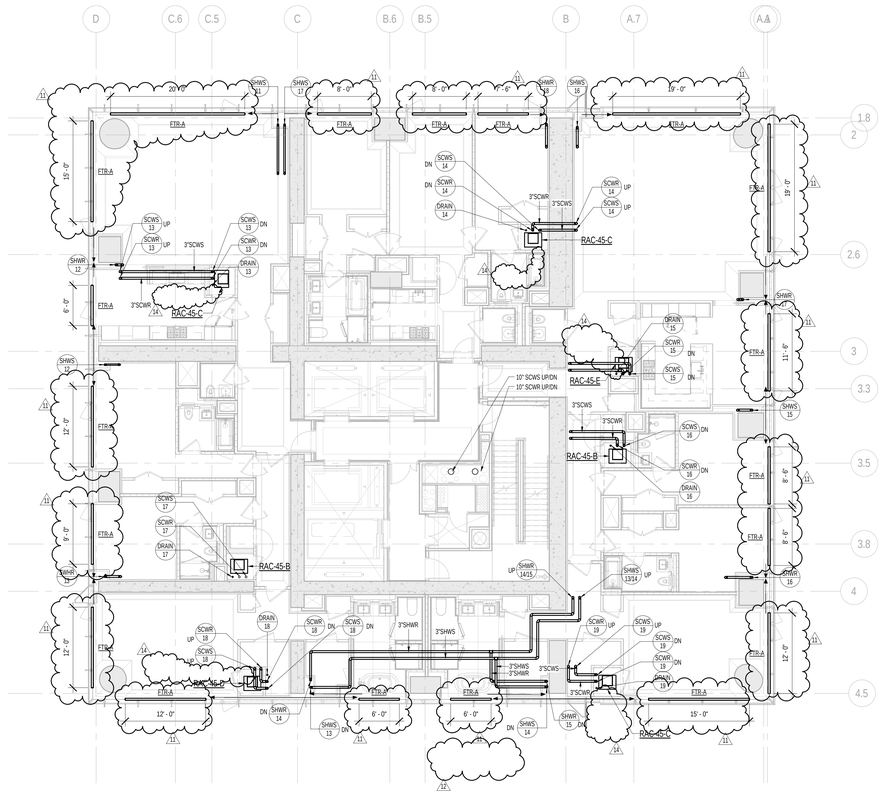


2 45th FLOOR PLAN
SCALE: 1/8" = 1'-0"

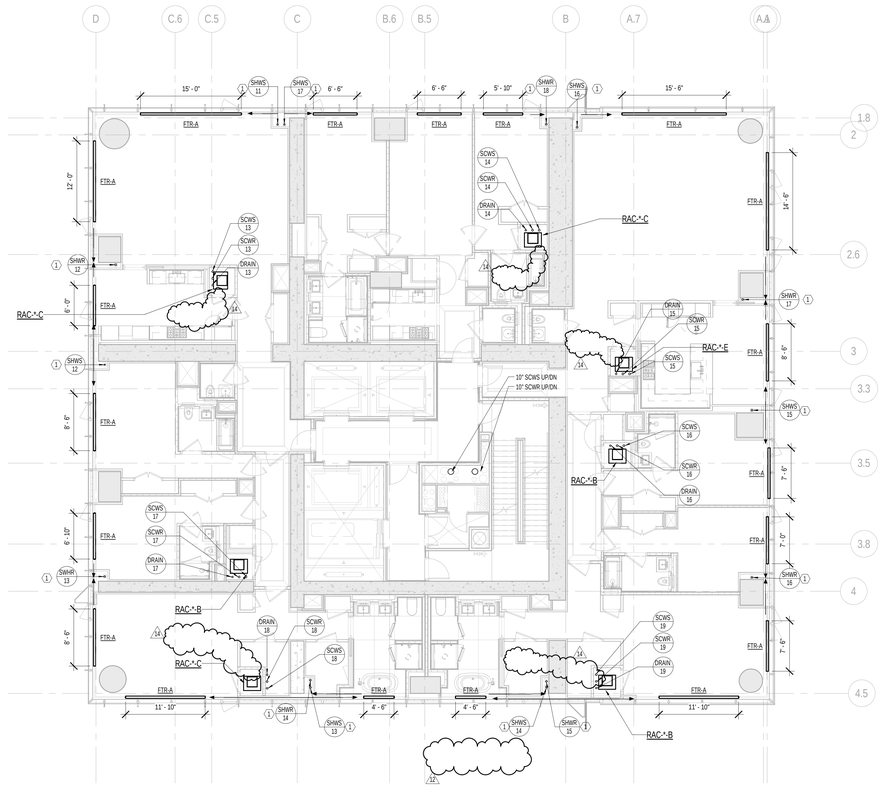


1 TYPICAL 30th-44th FLOOR PLANS
SCALE: 1/8" = 1'-0"

KEY NOTES:

1. ARCHITECT TO PROVIDE ACCESS PANEL FOR EXPANSION COMPENSATOR AT HW RISER ON 36TH FLOOR ONLY (PROVIDE ON 35 FOR SWHR 14 & 15).



KEY PLAN:

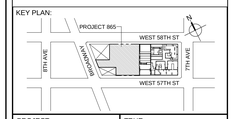


PROJECT NORTH

TRUE NORTH

DEVELOPER:
***EXTELL DEVELOPMENT COMPANY***
805 THIRD AVENUE, 7TH FLOOR
New York, NY 10022 USA
TEL: 212 712 6000 FAX: 212 712 6100

DESIGN ARCHITECT: Base Building Shell & Core
***ADRIAN SMITH + GORDON GILL ARCHITECTURE***
111 WEST MONROE STREET SUITE 2300
CHICAGO IL 60603
TEL: 312 920 1888 FAX: 312 920 1775

INTERIOR DESIGNER: Residential
***Rottet Architecture and Design Studio, PLLC***
298 Fifth Ave, 7th Floor
New York, NY 10001
TEL: 646 998 7000 FAX:

ARCHITECT OF RECORD:Base Building Shell, Core, & Residential
***AAI ARCHITECTS, P.C.***
401 Wellington St. W., 3rd Floor
Toronto, ON M5V 1E7 Canada
TEL: 416 967 1500 FAX: 416 967 7150

STRUCTURAL ENGINEERS:
***WSP CANTOR SEINUK***
228 EAST 45th Street
New York, NY 10017 USA
TEL: 212 687 9888 FAX: 646 487 5501

MEP ENGINEERS:
***AKF GROUP***
One Liberty Plaza, 165 Broadway, 22nd Floor
New York, NY 10006 USA
TEL: 212 354 5656 FAX: 212 354 5668

GEOTECHNICAL ENGINEERS:
***Langan Engineering & Environmental Services***
21 Penn Plaza - 360 West 31st Street, 8th Floor
New York, NY 10001-2727
TEL: 212 479 5400 FAX: 212 479 5444

CODE CONSULTANTS:
***Construction Consulting Associates***
100 Church Street
New York, NY 10007
TEL: 212 385 1818 FAX: 212 385 1911

CURTAINWALL CONSULTANT:
***AJLP Consulting***
40 Worth Street. Suite 826
New York, NY 10013
TEL: 212 757 5659 FAX: 646 219 8508

LANDMARK/PRESERVATION CONSULTANT:
***Jan Hird Pokorny Associates, Inc.***
39 West 37th Street, 12A
New York, NY 10018
TEL: 212 759 6462 FAX: 212 759 6540

| No. | DESCRIPTION | DATE |
|---|---|---|
| 1 | ISSUED FOR SCHEMATIC DESIGN | 04 APR 2014 |
| 2 | ISSUED FOR DESIGN DEVELOPMENT | 01 JUL 2014 |
| 3 | ISSUED FOR DESIGN DEVELOPMENT | 31 JUL 2014 |
| 4 | CD PROGRESS ISSUE 1 | 15 OCT 2014 |
| 5 | ISSUED FOR BID - RESIDENTIAL FIT-OUT PIPING | 17 NOV 2014 |
| 6 | DOB SUBMISSION | 19 DEC 2014 |
| 7 | CD PROGRESS ISSUE 3 | 09 MAR 2015 |
| 8 | CD PROGRESS ISSUE 4 | 01 JUN 2015 |
| 9 | CD PROGRESS ISSUE 5 | 10 AUG 2015 |
| 10 | DOB AMENDMENT 2 | 18 SEP 2015 |
| 11 | CD PROGRESS ISSUE 6 | 02 NOV 2015 |
| 12 | CD PROGRESS ISSUE 7 | 29 JAN 2016 |
| 13 | CD PROGRESS ISSUE 8 - GMP SET | 18 MAR 2016 |
| 14 | CD BULLETIN ISSUE 3 | 25 MAY 2016 |
| 15 | DOB AMENDMENT 3 | 03 OCT 2016 |

0 4'-0" 8'-0" 16'-0"

Discrepancies must be reported immediately to the Architect before proceeding. Only figured dimensions are to be used. Contractors must check all dimensions on site. This drawing is protected by copyright.

ALL DIMENSIONS ARE SHOWN IN IMPERIAL.

CONSULTANT:
AKF
ONE LIBERTY PLAZA, 165 BROADWAY, 22nd FLOOR
NEW YORK, NY 10006
T: 212.354.5656 F: 212.354.5668
www.akfgroup.com
Philadelphia / Princeton / Dallas / Rochester / Sarasota

PROJECT:

**217 WEST 57TH STREET**
NEW YORK, NY

DRAWING TITLE:

MECHANICAL
44th and 45th FLOOR PLANS - PIPING
(TYPICAL 30th-44th FLOORS)
(MFD-55th-69th FLOOR and MFD-70th FLOOR)

SEAL & SIGNATURE:

| | |
|---|---|
| DATE: | 04/04/14 |
| PROJECT No: | Y130747-000 |
| DRAWN: MY | REV: |
| CHK: PHS | 15 |
| SCALE: As indicated | |
| DWG No: | M-242.02 |
| DOB PAGE No: | 69 of 132 |

DOB EMPLOYEE STAMP:

DOB B-SCAN:

36" x 48" ANVIS B - SHEET SIZE

FILE NAME:
PLOT DATE: 10/19/2016 5:01:08 PM

DEPT OF BLDGS 421263825 Job Number
E38/50695445 Scan Code

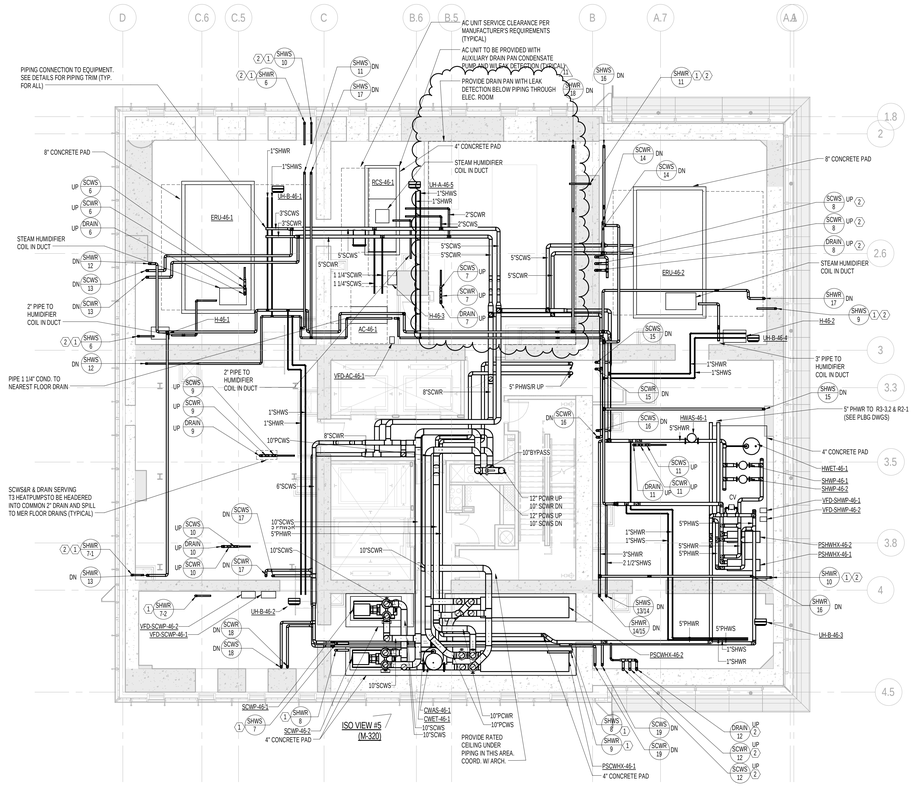


1 46th FLOOR PLAN
SCALE: 1/8" = 1'-0"

KEY NOTES:

1. DRAIN FROM FTR HOT WATER RISER TO BE TIED INTO COMMON HEADER AND RUN TO NEAREST FLOOR DRAIN. SEE RISER DIAGRAM FOR ADDITIONAL INFORMATION.
2. STRUCTURAL ENGINEER TO PROVIDE NOTCH AT TOP OF SHEAR WALL FOR PIPE RISER.

PIPING NOTES:

1. RUN CONDENSATE LINE FROM AC UNITS TO NEAREST FLOOR DRAIN. COORDINATE WITH PLUMBING PLANS.
2. ALL PIPING SHALL BE INSULATED PER MECHANICAL SPECIFICATIONS.

KEY PLAN:

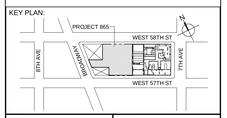


PROJECT NORTH

TRUE NORTH

DEVELOPER:
**EXTELL DEVELOPMENT COMPANY**
805 THIRD AVENUE, 7TH FLOOR
New York, NY 10022 USA
TEL: 212 712 6000 FAX: 212 712 6100

DESIGN ARCHITECT: Base Building Shell & Core
**ADRIAN SMITH + GORDON GILL ARCHITECTURE**
111 WEST MONROE STREET SUITE 2300
CHICAGO IL 60603
TEL: 312 920 1888 FAX: 312 920 1775

INTERIOR DESIGNER: Residential
**Rottet Architecture and Design Studio, PLLC**
298 Fifth Ave, 7th Floor
New York, NY 10001
TEL: 646 998 7000 FAX:

ARCHITECT OF RECORD:Base Building Shell, Core, & Residential
**AAI ARCHITECTS, P.C.**
401 Wellington St. W., 3rd Floor
Toronto, ON M5V 1E7 Canada
TEL: 416 967 1500 FAX: 416 967 7150

STRUCTURAL ENGINEERS:
**WSP CANTOR SEINUK**
228 EAST 45th Street
New York, NY 10017 USA
TEL: 212 687 9888 FAX: 646 487 5501

MEP ENGINEERS:
**AKF GROUP**
One Liberty Plaza, 165 Broadway, 22nd Floor
New York, NY 10006 USA
TEL: 212 354 5656 FAX: 212 354 5668

GEOTECHNICAL ENGINEERS:
**Langan Engineering & Environmental Services**
21 Penn Plaza - 360 West 31st Street, 8th Floor
New York, NY 10001-2727
TEL: 212 479 5400 FAX: 212 479 5444

CODE CONSULTANTS:
**Construction Consulting Associates**
100 Church Street
New York, NY 10007
TEL: 212 385 1818 FAX: 212 385 1911

CURTAINWALL CONSULTANT:
**AJLP Consulting**
40 Worth Street. Suite 826
New York, NY 10013
TEL: 212 757 5659 FAX: 646 219 8508

LANDMARK/PRESERVATION CONSULTANT:
**Jan Hird Pokorny Associates, Inc.**
39 West 37th Street, 12A
New York, NY 10018
TEL: 212 759 6462 FAX: 212 759 6540

| No. | DESCRIPTION | DATE |
|---|---|---|
| 1 | ISSUED FOR SCHEMATIC DESIGN | 04 APR 2014 |
| 2 | ISSUED FOR DESIGN DEVELOPMENT | 01 JUL 2014 |
| 3 | ISSUED FOR DESIGN DEVELOPMENT | 31 JUL 2014 |
| 4 | CD PROGRESS ISSUE 1 | 15 OCT 2014 |
| 5 | ISSUED FOR BID - MECHANICAL | 15 OCT 2014 |
| 6 | ISSUED FOR BID - RESIDENTIAL FIT-OUT PIPING | 17 NOV 2014 |
| 7 | DOB SUBMISSION | 19 DEC 2014 |
| 8 | CD PROGRESS ISSUE 3 | 09 MAR 2015 |
| 9 | CD PROGRESS ISSUE 4 | 01 JUN 2015 |
| 10 | DOB AMENDMENT 2 | 18 SEP 2015 |
| 11 | CD PROGRESS ISSUE 6 | 02 NOV 2015 |
| 12 | CD PROGRESS ISSUE 7 | 29 JAN 2016 |
| 13 | CD PROGRESS ISSUE 8 - GMP SET | 18 MAR 2016 |
| 14 | DOB AMENDMENT 3 | 03 OCT 2016 |

0 4'-0" 8'-0" 16'-0"

Discrepancies must be reported immediately to the Architect before proceeding. Only figured dimensions are to be used. Contractors must check all dimensions on site. This drawing is protected by copyright.

ALL DIMENSIONS ARE SHOWN IN IMPERIAL.

CONSULTANT:
AKF
ONE LIBERTY PLAZA, 165 BROADWAY, 22nd FLOOR
NEW YORK, NY 10006
T: 212.354.5656 F: 212.354.5668
Arlington / Boston / Mexico City / Minneapolis / New York
Philadelphia / Princeton / Toronto / Vancouver / Washington

PROJECT:
**217 WEST 57TH STREET**
NEW YORK, NY

DRAWING TITLE:
MECHANICAL
46th FLOOR PLAN - PIPING (MFD-71st FLOOR)

SEAL & SIGNATURE:

STATE OF NEW YORK · CHRISTOPHER D. MOORE · No. 075170 · LICENSED PROFESSIONAL ENGINEER

| | |
|---|---|
| DATE: | 04/04/14 |
| PROJECT No: | Y130747-000 |
| DRAWN: MY | REV: |
| CHK: PHS | 14 |
| SCALE: As indicated | |
| DWG No: | |
| **M-243.02** | |
| DOB PAGE No: | 70 of 132 |

DOB EMPLOYEE STAMP:

DOB B-SCAN:

36" x 48" ANSI E SHEET SIZE
FILE NAME:
PLOT DATE: 10/19/2016 5:02:48 PM

DEPT OF BLDGS 121263426 Job Number
E3790957852 Scan Code

PIPING NOTES:

1. FTR CONTROL VALVES SHALL BE LOCATED AT RISER TAKE-OFFS. SERVICE ACCESS TO VALVES SHALL BE COORDINATED WITH ARCHITECT. REFER TO HOT WATER RISER DIAGRAM FOR ADDITIONAL INFORMATION.

2. ALL PIPING SHALL BE INSULATED PER MECHANICAL SPECIFICATIONS.

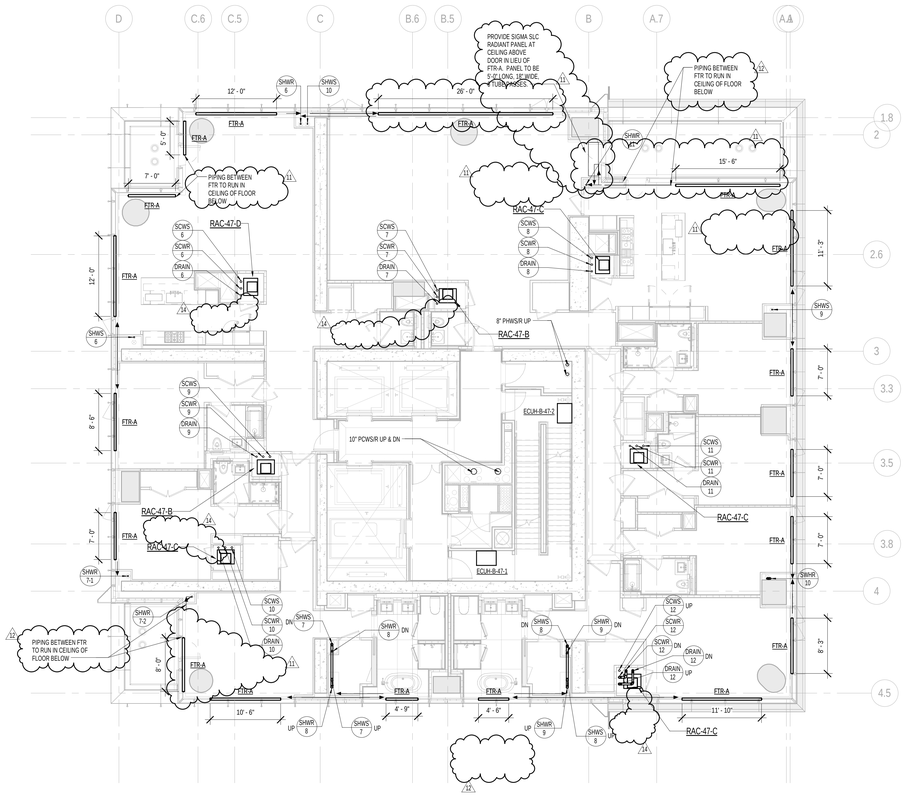


1 47th FLOOR PLAN
SCALE: 1/8" = 1'-0"

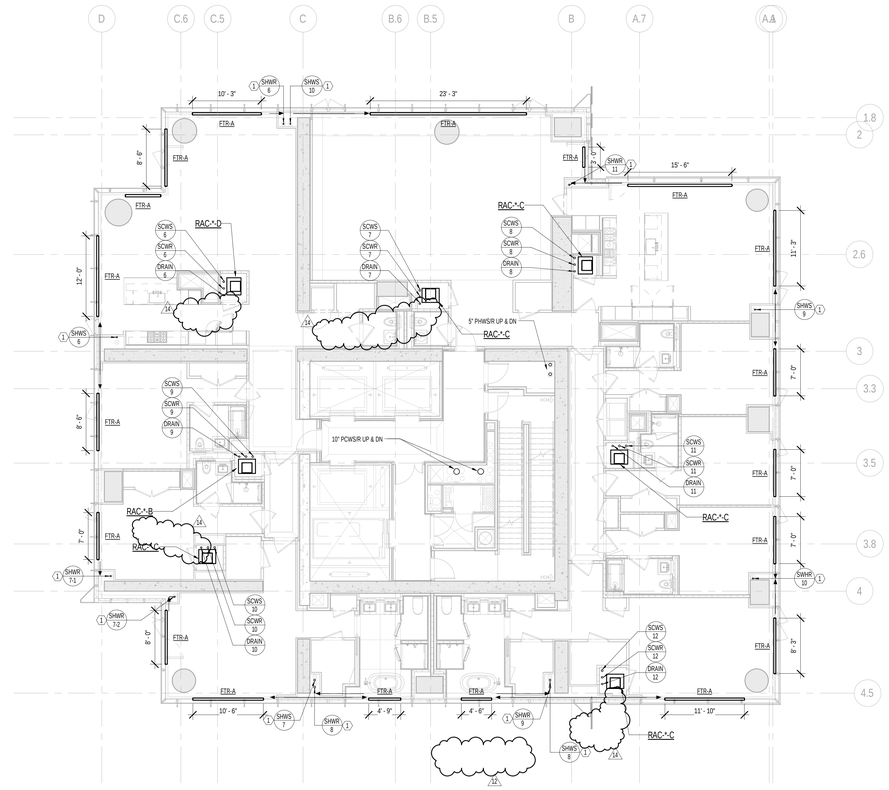


2 TYPICAL 48th-65th FLOOR PLANS
SCALE: 1/8" = 1'-0"

KEY NOTES:

1. ARCHITECT TO PROVIDE ACCESS PANEL FOR EXPANSION COMPENSATOR AT HW RISER ON 56TH FLOOR (PROVIDE ON S5 FOR SHWR 8 & 9).



KEY PLAN:

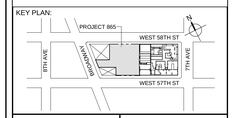


PROJECT NORTH

TRUE NORTH

DEVELOPER:
***EXTELL DEVELOPMENT COMPANY***
805 THIRD AVENUE, 7TH FLOOR
New York, NY 10022 USA
TEL: 212 712 6000 FAX: 212 712 6100

DESIGN ARCHITECT: Base Building Shell & Core
***ADRIAN SMITH + GORDON GILL ARCHITECTURE***
111 WEST MONROE STREET SUITE 2300
CHICAGO IL 60603
TEL: 312 920 1888 FAX: 312 920 1775

INTERIOR DESIGNER: Residential
***Rottet Architecture and Design Studio, PLLC***
298 Fifth Ave, 7th Floor
New York, NY 10001
TEL: 646 998 7000 FAX:

ARCHITECT OF RECORD:Base Building Shell, Core, & Residential
***AAI ARCHITECTS, P.C.***
401 Wellington St. W., 3rd Floor
Toronto, ON M5V 1E7 Canada
TEL: 416 967 1500 FAX: 416 967 7150

STRUCTURAL ENGINEERS:
***WSP CANTOR SEINUK***
228 EAST 45th Street
New York, NY 10017 USA
TEL: 212 687 9888 FAX: 646 487 5501

MEP ENGINEERS:
***AKF GROUP***
One Liberty Plaza, 165 Broadway, 22nd Floor
New York, NY 10006 USA
TEL: 212 354 5656 FAX: 212 354 5668

GEOTECHNICAL ENGINEERS:
***Langan Engineering & Environmental Services***
21 Penn Plaza - 360 West 31st Street, 8th Floor
New York, NY 10001-2727
TEL: 212 479 5400 FAX: 212 479 5444

CODE CONSULTANTS:
***Construction Consulting Associates***
100 Church Street
New York, NY 10007
TEL: 212 385 1818 FAX: 212 385 1911

CURTAINWALL CONSULTANT:
***AJLP Consulting***
40 Worth Street. Suite 826
New York, NY 10013
TEL: 212 757 5659 FAX: 646 219 8508

LANDMARK/PRESERVATION CONSULTANT:
***Jan Hird Pokorny Associates, Inc.***
39 West 37th Street, 12A
New York, NY 10018
TEL: 212 759 6462 FAX: 212 759 6540

| No. | DESCRIPTION | DATE |
|---|---|---|
| 1 | ISSUED FOR SCHEMATIC DESIGN | 04 APR 2014 |
| 2 | ISSUED FOR DESIGN DEVELOPMENT | 01 JUL 2014 |
| 3 | ISSUED FOR DESIGN DEVELOPMENT | 31 JUL 2014 |
| 4 | CD PROGRESS ISSUE 1 | 15 OCT 2014 |
| 5 | ISSUED FOR BID - RESIDENTIAL FIT-OUT PIPING | 17 NOV 2014 |
| 6 | DOB SUBMISSION | 19 DEC 2014 |
| 7 | CD PROGRESS ISSUE 3 | 09 MAR 2015 |
| 8 | CD PROGRESS ISSUE 4 | 01 JUN 2015 |
| 9 | CD PROGRESS ISSUE 5 | 10 AUG 2015 |
| 10 | DOB AMENDMENT 2 | 18 SEP 2015 |
| 11 | CD PROGRESS ISSUE 6 | 02 NOV 2015 |
| 12 | CD PROGRESS ISSUE 7 | 29 JAN 2016 |
| 13 | CD PROGRESS ISSUE 8 - GMP SET | 18 MAR 2016 |
| 14 | CD BULLETIN ISSUE 2 | 25 MAY 2016 |
| 15 | CD BULLETIN ISSUE 7 | 14 SEPT 2016 |
| 16 | DOB AMENDMENT 3 | 03 OCT 2016 |

0 4' - 0" 8' - 0" 16' - 0"

Discrepancies must be reported immediately to the Architect before proceeding. Only figured dimensions are to be used. Contractors must check all dimensions on site. This drawing is protected by copyright.

ALL DIMENSIONS ARE SHOWN IN IMPERIAL.

CONSULTANT:
AKF
ONE LIBERTY PLAZA, 165 BROADWAY, 22nd FLOOR
NEW YORK, NY 10006
T: 212.354.5656 F: 212.354.5668
Arlington / Beijing / Mexico City / Minneapolis / New York
Philadelphia / Houston / Dublin / Hartford / Sarnhall

PROJECT:

**217 WEST 57TH STREET**

NEW YORK, NY

DRAWING TITLE:

MECHANICAL
47th and 48th FLOOR PLANS - PIPING
(TYPICAL 48th-65th FLOORS)
(MFD-77th FLOOR and MFD-78th-95th FLOOR)

SEAL & SIGNATURE:

STATE OF NEW YORK · LICENSED PROFESSIONAL ENGINEER · PE-09/08

| | |
|---|---|
| DATE: | 04/04/14 |
| PROJECT No: | Y130747-000 |
| DRAWN: MY | REV: |
| CHK: PHS | 16 |
| SCALE: As indicated | |
| DWG No: | M-244.02 |
| DOB PAGE No: | 71 of 132 |

DOB EMPLOYEE STAMP:

DOB B-SCAN:

36" x 48" ANSI E SHEET SIZE
FILE NAME:
PLOT DATE: 10/19/2016 5:03:09 PM

DEPT OF BLDGS 121326426 Job Number
ES-977206096 Scan Code

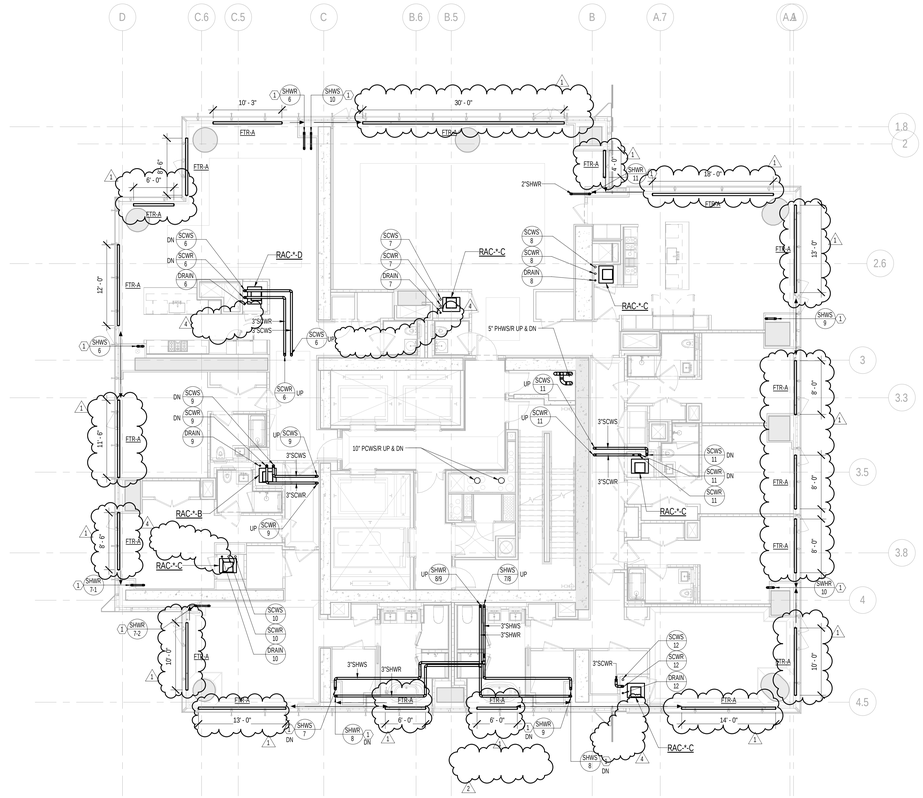


1 66th FLOOR PLAN
SCALE: 1/8" = 1'-0"

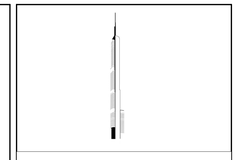

KEY PLAN:

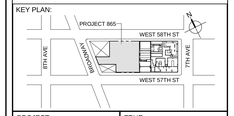


PROJECT NORTH

TRUE NORTH

DEVELOPER:
***EXTELL DEVELOPMENT COMPANY***
805 THIRD AVENUE, 7TH FLOOR
New York, NY 10022 USA
TEL: 212 712 6000 FAX: 212 712 6100

DESIGN ARCHITECT: Base Building Shell & Core
***ADRIAN SMITH + GORDON GILL ARCHITECTURE***
111 WEST MONROE STREET SUITE 2300
CHICAGO IL 60603
TEL: 312 920 1888 FAX: 312 920 1775

INTERIOR DESIGNER: Residential
***Rottet Architecture and Design Studio, PLLC***
298 Fifth Ave, 7th Floor
New York, NY 10001
TEL: 646 998 7000 FAX:

ARCHITECT OF RECORD:Base Building Shell, Core, & Residential
***AAI ARCHITECTS, P.C.***
401 Wellington St. W., 3rd Floor
Toronto, ON M5V 1E7 Canada
TEL: 416 967 1500 FAX: 416 967 7150

STRUCTURAL ENGINEERS:
***WSP CANTOR SEINUK***
228 EAST 45th Street
New York, NY 10017 USA
TEL: 212 687 9888 FAX: 646 487 5501

MEP ENGINEERS:
***AKF GROUP***
One Liberty Plaza, 165 Broadway, 22nd Floor
New York, NY 10006 USA
TEL: 212 354 5656 FAX: 212 354 5668

GEOTECHNICAL ENGINEERS:
***Langan Engineering & Environmental Services***
21 Penn Plaza - 360 West 31st Street, 8th Floor
New York, NY 10001-2727
TEL: 212 479 5400 FAX: 212 479 5444

CODE CONSULTANTS:
***Construction Consulting Associates***
100 Church Street
New York, NY 10007
TEL: 212 385 1818 FAX: 212 385 1911

CURTAINWALL CONSULTANT:
***AJLP Consulting***
40 Worth Street. Suite 826
New York, NY 10013
TEL: 212 757 5659 FAX: 646 219 8508

LANDMARK/PRESERVATION CONSULTANT:
***Jan Hird Pokorny Associates, Inc.***
39 West 37th Street, 12A
New York, NY 10018
TEL: 212 759 6462 FAX: 212 759 6540

| No. | DESCRIPTION | DATE |
|---|---|---|
| 1 | CD PROGRESS ISSUE 6 | 02 NOV 2015 |
| 2 | CD PROGRESS ISSUE 7 | 29 JAN 2016 |
| 3 | CD PROGRESS ISSUE 8 - GMP SET | 18 MAR 2016 |
| 4 | CD BULLETIN ISSUE 3 | 25 MAY 2016 |
| 5 | DOB AMENDMENT 3 | 03 OCT 2016 |

0 4' - 0" 8' - 0" 16' - 0"

Discrepancies must be reported immediately to the Architect before proceeding. Only figured dimensions are to be used. Contractors must check all dimensions on site. This drawing is protected by copyright.

ALL DIMENSIONS ARE SHOWN IN IMPERIAL.

CONSULTANT:
AKF
ONE LIBERTY PLAZA, 165 BROADWAY, 22nd FLOOR
NEW YORK, NY 10006
T: 212.354.5656 F: 212.354.5668
Arlington / Boise / Mexico City / Minneapolis / New York
Philadelphia / Princeton / Toronto / Vancouver / Washington

PROJECT:

**217 WEST 57TH STREET**

NEW YORK, NY

DRAWING TITLE:

MECHANICAL
66th FLOOR PLAN - PIPING (MFD-96th FLOOR)

SEAL & SIGNATURE:

STATE OF NEW YORK · REGISTERED PROFESSIONAL ENGINEER · PHILIP H. SHUTE · 081-09135

| | |
|---|---|
| DATE: | 11/02/15 |
| PROJECT No: | Y130747-000 |
| DRAWN: AZ | REV: |
| CHK: PHS | 5 |
| SCALE: 1/8" = 1'-0" | |
| DWG No: | M-253.02 |
| DOB PAGE No: | 72 of 132 |

DOB EMPLOYEE STAMP:

DOB B-SCAN:

36" x 48" ANSI E SHEET SIZE
FILE NAME:
PLOT DATE: 10/19/2016 5:03:52 PM

DEPT OF BLDGS 121206295 Job Number
E302541855 Scan Code

PIPING NOTES:

1. RUN CONDENSATE LINE FROM AC UNITS TO NEAREST FLOOR DRAIN. COORDINATE WITH PLUMBING PLANS.
2. ALL PIPING SHALL BE INSULATED PER MECHANICAL SPECIFICATIONS.

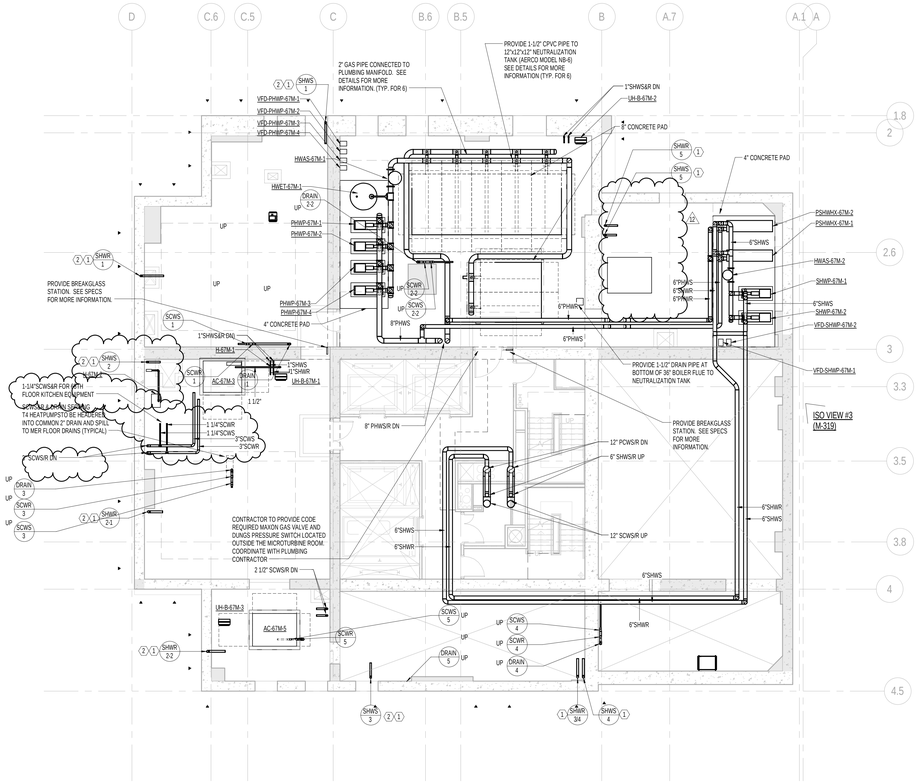


## 2 67th FLOOR INTERMEDIATE PLAN

SCALE: 1/8" = 1'-0"

KEY NOTES:

1. DRAIN FROM FTR HOT WATER RISER TO BE TIED INTO COMMON HEADER AND RUN TO NEAREST FLOOR DRAIN. SEE RISER DIAGRAM FOR ADDTIONAL INFORMATION.
2. STRUCTURAL ENGINEER TO PROVIDE NOTCH AT TOP OF SHEAR WALL FOR PIPE RISER.

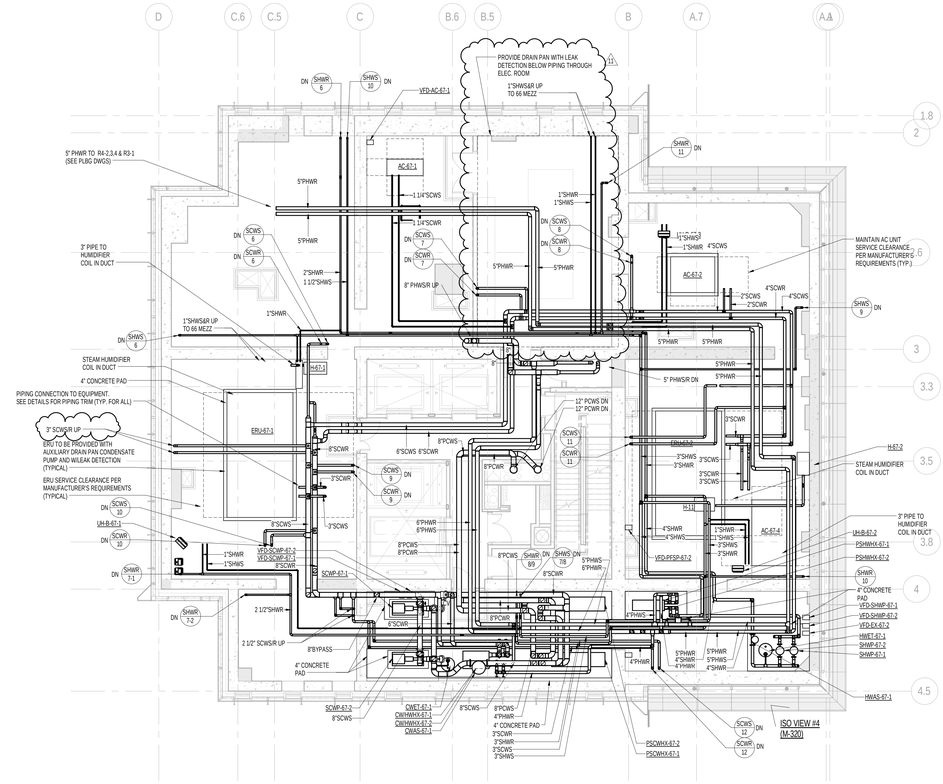


## 1 67th FLOOR PLAN

SCALE: 1/8" = 1'-0"



KEY PLAN:

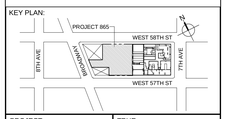


PROJECT NORTH | TRUE NORTH

DEVELOPER:
**EXTELL DEVELOPMENT COMPANY**
805 THIRD AVENUE, 7TH FLOOR
New York, NY 10022 USA
TEL: 212 712 6000 FAX: 212 712 6100

DESIGN ARCHITECT: Base Building Shell & Core
**ADRIAN SMITH + GORDON GILL ARCHITECTURE**
111 WEST MONROE STREET SUITE 2300
CHICAGO IL 60603
TEL: 312 920 1888 FAX: 312 920 1775

INTERIOR DESIGNER: Residential
**Rottet Architecture and Design Studio, PLLC**
298 Fifth Ave, 7th Floor
New York, NY 10001
TEL: 646 998 7000 FAX:

ARCHITECT OF RECORD:Base Building Shell, Core, & Residential
**AAI ARCHITECTS, P.C.**
401 Wellington St. W., 3rd Floor
Toronto, ON M5V 1E7 Canada
TEL: 416 967 1500 FAX: 416 967 7150

STRUCTURAL ENGINEERS:
**WSP CANTOR SEINUK**
228 EAST 45th Street
New York, NY 10017 USA
TEL: 212 687 9888 FAX: 646 487 5501

MEP ENGINEERS:
**AKF GROUP**
One Liberty Plaza, 165 Broadway, 22nd Floor
New York, NY 10006 USA
TEL: 212 354 5656 FAX: 212 354 5668

GEOTECHNICAL ENGINEERS:
**Langan Engineering & Environmental Services**
21 Penn Plaza - 360 West 31st Street, 8th Floor
New York, NY 10001-2727
TEL: 212 479 5400 FAX: 212 479 5444

CODE CONSULTANTS:
**Construction Consulting Associates**
100 Church Street
New York, NY 10007
TEL: 212 385 1818 FAX: 212 385 1911

CURTAINWALL CONSULTANT:
**AJLP Consulting**
40 Worth Street. Suite 826
New York, NY 10013
TEL: 212 757 5659 FAX: 646 219 8508

LANDMARK/PRESERVATION CONSULTANT:
**Jan Hird Pokorny Associates, Inc.**
39 West 37th Street, 12A
New York, NY 10018
TEL: 212 759 6462 FAX: 212 759 6540

| No. | DESCRIPTION | DATE |
|---|---|---|
| 1 | ISSUED FOR SCHEMATIC DESIGN | 04 APR 2014 |
| 2 | ISSUED FOR DESIGN DEVELOPMENT | 01 JUL 2014 |
| 3 | ISSUED FOR DESIGN DEVELOPMENT | 31 JUL 2014 |
| 4 | CD PROGRESS ISSUE 1 | 15 OCT 2014 |
| 5 | ISSUED FOR BID - MECHANICAL | 15 OCT 2014 |
| 6 | DOB SUBMISSION | 19 DEC 2014 |
| 7 | CD PROGRESS ISSUE 3 | 09 MAR 2015 |
| 8 | CD PROGRESS ISSUE 4 | 01 JUN 2015 |
| 9 | CD PROGRESS ISSUE 5 | 10 AUG 2015 |
| 10 | DOB AMENDMENT 2 | 18 SEP 2015 |
| 11 | CD PROGRESS ISSUE 6 | 02 NOV 2015 |
| 12 | CD PROGRESS ISSUE 7 | 29 JAN 2016 |
| 13 | CD PROGRESS ISSUE 8 - GMP SET | 18 MAR 2016 |
| 14 | DOB AMENDMENT 3 | 03 OCT 2016 |

0 4'-0" 8'-0" 16'-0"

Discrepancies must be reported immediately to the Architect before proceeding. Only figured dimensions are to be used. Contractors must check all dimensions on site. This drawing is protected by copyright.

ALL DIMENSIONS ARE SHOWN IN IMPERIAL.

CONSULTANT:
AKF
ONE LIBERTY PLAZA, 165 BROADWAY, 22nd FLOOR
NEW YORK, NY 10006
T: 212.354.5656 F: 212.354.5668
Arlington / Boston / Atlanta City / Minneapolis / New York
Philadelphia / Princeton / Fairfax / Rochester / Stamford

PROJECT:
**217 WEST 57TH STREET**
NEW YORK, NY

DRAWING TITLE:
MECHANICAL
67th and 67th FLOOR INTERMEDIATE PLANS - PIPING (MFD-97th-98th FLOOR)

SEAL & SIGNATURE:
STATE OF NEW YORK · CHRISTOPHER S. MOSER · No. 095135 · LICENSED PROFESSIONAL ENGINEER

| | |
|---|---|
| DATE: | 04/04/14 |
| PROJECT No: | Y130747-000 |
| DRAWN: MY | REV: |
| CHK: PHS | 14 |
| SCALE: As indicated | |
| DWG No: | M-254.02 |
| DOB PAGE No: | 73 of 132 |

DOB EMPLOYEE STAMP: DOB B-SCAN:

36" x 48" AVAILE SHEET SIZE
FILE NAME:
PLOT DATE: 10/19/2016 5:05:07 PM

DEPT OF BLDGS 121263425 Job Number
E3916613236 Scan Code

36" x 48" ANSI E SHEET SIZE

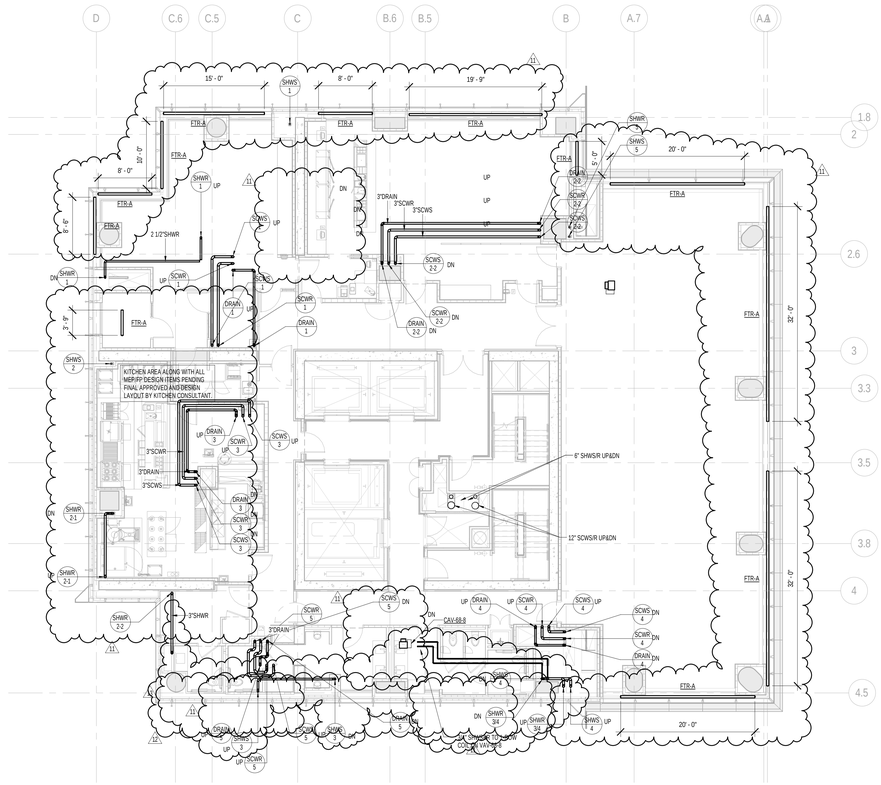


1 68th FLOOR PLAN

SCALE: 1/8" = 1'-0"

11 NOTE:

1. KITCHEN AREA ALONG WITH ALL MEP/FP DESIGN ITEMS PENDING FINAL APPROVED DESIGN LAYOUT BY KITCHEN CONSULTANT.
2. ALL ARCHITECTURAL RETURN AIR OPENINGS IN MILLWORK ETC SHALL BE BASED ON 211" SLOT LINEARS SHOWN ON DWG. BASED ON RETURN FREE AREA. NOTE: REFER TO ARCHITECTURAL PLANS FOR LOCATIONS.
3. REFER TO ARCHITECTURAL PLANS FOR EXACTL LOCATIONS OF ALL DEVICES AND AIR OUTLETS.
4. REFER TO RISER DIAGRAMS AND DETAILS FOR ALL DEVICES AND TYPES SHOWN ON MECHANICAL DRAWINGS.

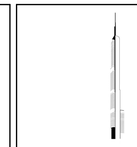

KEY PLAN:

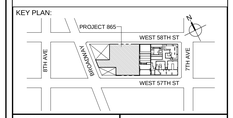


PROJECT NORTH

TRUE NORTH

DEVELOPER:
***EXTELL DEVELOPMENT COMPANY***
805 THIRD AVENUE, 7TH FLOOR
New York, NY 10022 USA
TEL: 212 712 6000 FAX: 212 712 6100

DESIGN ARCHITECT: Base Building Shell & Core
***ADRIAN SMITH + GORDON GILL ARCHITECTURE***
111 WEST MONROE STREET SUITE 2300
CHICAGO IL 60603
TEL: 312 920 1888 FAX: 312 920 1775

INTERIOR DESIGNER: Residential
***Rottet Architecture and Design Studio, PLLC***
298 Fifth Ave, 7th Floor
New York, NY 10001
TEL: 646 998 7000 FAX:

ARCHITECT OF RECORD:Base Building Shell, Core, & Residential
***AAI ARCHITECTS, P.C.***
401 Wellington St. W., 3rd Floor
Toronto, ON M5V 1E7 Canada
TEL: 416 967 1500 FAX: 416 967 7150

STRUCTURAL ENGINEERS:
***WSP CANTOR SEINUK***
228 EAST 45th Street
New York, NY 10017 USA
TEL: 212 687 9888 FAX: 646 487 5501

MEP ENGINEERS:
***AKF GROUP***
One Liberty Plaza, 165 Broadway, 22nd Floor
New York, NY 10006 USA
TEL: 212 354 5656 FAX: 212 354 5668

GEOTECHNICAL ENGINEERS:
***Langan Engineering & Environmental Services***
21 Penn Plaza - 360 West 31st Street, 8th Floor
New York, NY 10001-2727
TEL: 212 479 5400 FAX: 212 479 5444

CODE CONSULTANTS:
***Construction Consulting Associates***
100 Church Street
New York, NY 10007
TEL: 212 385 1818 FAX: 212 385 1911

CURTAINWALL CONSULTANT:
***AJLP Consulting***
40 Worth Street. Suite 826
New York, NY 10013
TEL: 212 757 5659 FAX: 646 219 8508

LANDMARK/PRESERVATION CONSULTANT:
***Jan Hird Pokorny Associates, Inc.***
39 West 37th Street, 12A
New York, NY 10018
TEL: 212 759 6462 FAX: 212 759 6540

| No. | DESCRIPTION | DATE |
|---|---|---|
| 1 | ISSUED FOR SCHEMATIC DESIGN | 04 APR 2014 |
| 2 | ISSUED FOR DESIGN DEVELOPMENT | 01 JUL 2014 |
| 3 | ISSUED FOR DESIGN DEVELOPMENT | 31 JUL 2014 |
| 4 | CD PROGRESS ISSUE 1 | 15 OCT 2014 |
| 5 | ISSUED FOR BID - MECHANICAL | 15 OCT 2014 |
| 6 | ISSUED FOR BID - RESIDENTIAL FIT-OUT PIPING | 17 NOV 2014 |
| 7 | DOB SUBMISSION | 19 DEC 2014 |
| 8 | CD PROGRESS ISSUE 3 | 09 MAR 2015 |
| 9 | CD PROGRESS ISSUE 5 | 10 AUG 2015 |
| 10 | DOB AMENDMENT 2 | 18 SEP 2015 |
| 11 | CD PROGRESS ISSUE 6 | 02 NOV 2015 |
| 12 | CD PROGRESS ISSUE 7 | 29 JAN 2016 |
| 13 | CD PROGRESS ISSUE 8 - GMP SET | 18 MAR 2016 |
| 14 | DOB AMENDMENT 3 | 03 OCT 2016 |

0 4' - 0" 8' - 0" 16' - 0"

Discrepancies must be reported immediately to the Architect before proceeding. Only figured dimensions are to be used. Contractors must check all dimensions on site. This drawing is protected by copyright.

ALL DIMENSIONS ARE SHOWN IN IMPERIAL.

CONSULTANT:
AKF
ONE LIBERTY PLAZA, 165 BROADWAY, 22nd FLOOR
NEW YORK, NY 10006
T: 212.354.5656 F: 212.354.5668
www.akfgroup.com
Philadelphia / Princeton / Dallas / Rochester / Sarasota

PROJECT:

**217 WEST 57TH STREET**

NEW YORK, NY

DRAWING TITLE:

MECHANICAL
68th FLOOR PLAN - PIPING
(MFD-100th FLOOR)

SEAL & SIGNATURE:

STATE OF NEW YORK · CHRISTOPHER D. MOORE · No. 075736 · LICENSED PROFESSIONAL ENGINEER

| | |
|---|---|
| DATE: | 08/03/15 |
| PROJECT No: | Y130747-000 |
| DRAWN: MY | REV: |
| CHK: PHS | 14 |
| SCALE: As indicated | |
| DWG No: | M-255.02 |
| DOB PAGE No: | 74 of 132 |

DOB EMPLOYEE STAMP:

DOB B-SCAN:

FILE NAME:
PLOT DATE: 11/13/2015 5:05:52 PM

DEPT OF BLDGS 121263426 Job Number
E302760305968 Scan Code

PIPING NOTES:

1. FTR CONTROL VALVES SHALL BE LOCATED AT RISER TAKE-OFFS. SERVICE ACCESS TO VALVES SHALL BE COORDINATED WITH ARCHITECT. REFER TO HOT WATER RISER DIAGRAM FOR ADDITIONAL INFORMATION.

2. ALL PIPING SHALL BE INSULATED PER MECHANICAL SPECIFICATIONS.

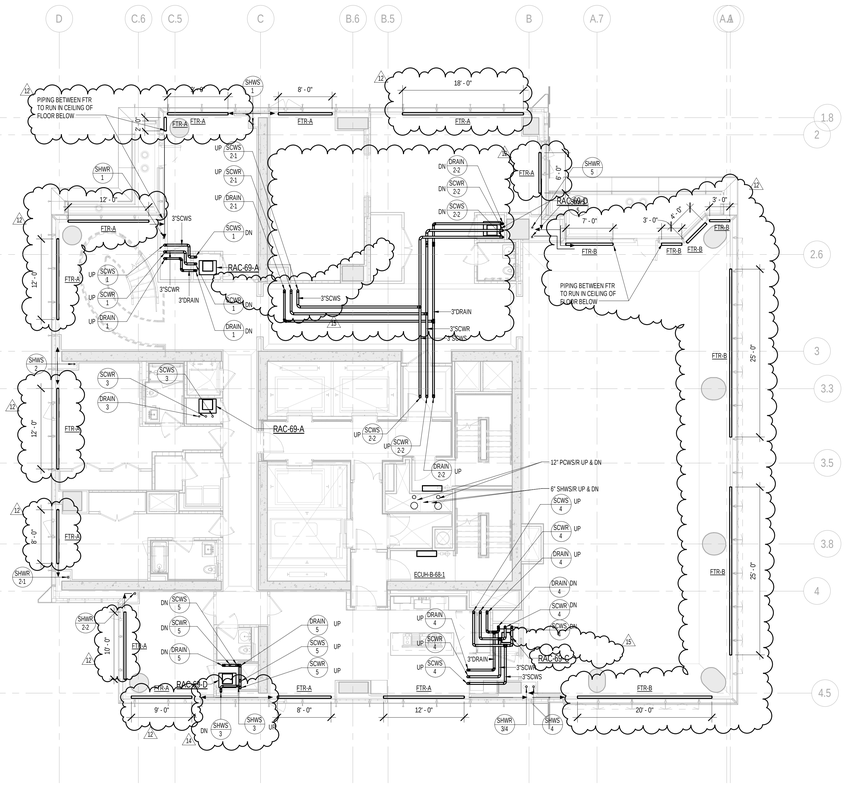


2 69th FLOOR PLAN
SCALE: 1/8" = 1'-0"

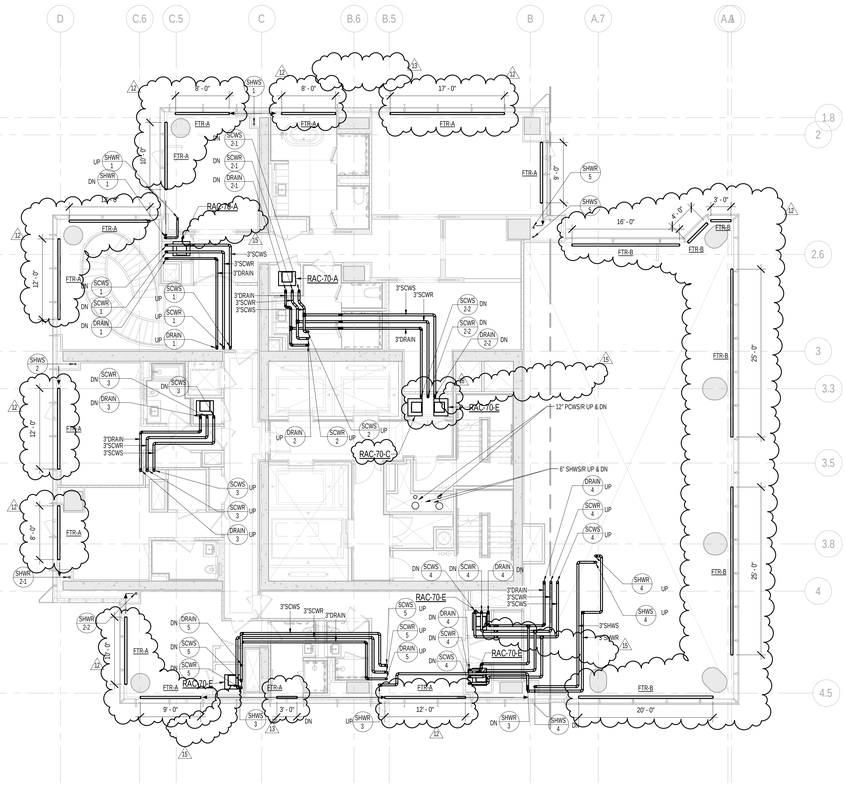


1 70th FLOOR PLAN
SCALE: 1/8" = 1'-0"



KEY PLAN:

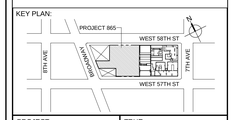


PROJECT NORTH

TRUE NORTH

DEVELOPER:
***EXTELL DEVELOPMENT COMPANY***
805 THIRD AVENUE, 7TH FLOOR
New York, NY 10022 USA
TEL: 212 712 6000 FAX: 212 712 6100

DESIGN ARCHITECT: Base Building Shell & Core
***ADRIAN SMITH + GORDON GILL ARCHITECTURE***
111 WEST MONROE STREET SUITE 2300
CHICAGO IL 60603
TEL: 312 920 1888 FAX: 312 920 1775

INTERIOR DESIGNER: Residential
***Rottet Architecture and Design Studio, PLLC***
298 Fifth Ave, 7th Floor
New York, NY 10001
TEL: 646 998 7000 FAX:

ARCHITECT OF RECORD:Base Building Shell, Core, & Residential
***AAI ARCHITECTS, P.C.***
401 Wellington St. W., 3rd Floor
Toronto, ON M5V 1E7 Canada
TEL: 416 967 1500 FAX: 416 967 7150

STRUCTURAL ENGINEERS:
***WSP CANTOR SEINUK***
228 EAST 45th Street
New York, NY 10017 USA
TEL: 212 687 9888 FAX: 646 487 5501

MEP ENGINEERS:
***AKF GROUP***
One Liberty Plaza, 165 Broadway, 22nd Floor
New York, NY 10006 USA
TEL: 212 354 5656 FAX: 212 354 5668

GEOTECHNICAL ENGINEERS:
***Langan Engineering & Environmental Services***
21 Penn Plaza - 360 West 31st Street, 8th Floor
New York, NY 10001-2727
TEL: 212 479 5400 FAX: 212 479 5444

CODE CONSULTANTS:
***Construction Consulting Associates***
100 Church Street
New York, NY 10007
TEL: 212 385 1818 FAX: 212 385 1911

CURTAINWALL CONSULTANT:
***AJLP Consulting***
40 Worth Street. Suite 826
New York, NY 10013
TEL: 212 757 5659 FAX: 646 219 8508

LANDMARK/PRESERVATION CONSULTANT:
***Jan Hird Pokorny Associates, Inc.***
39 West 37th Street, 12A
New York, NY 10018
TEL: 212 759 6462 FAX: 212 759 6540

| No. | DESCRIPTION | DATE |
|---|---|---|
| 1 | ISSUED FOR SCHEMATIC DESIGN | 04 APR 2014 |
| 2 | ISSUED FOR DESIGN DEVELOPMENT | 01 JUL 2014 |
| 3 | ISSUED FOR DESIGN DEVELOPMENT | 31 JUL 2014 |
| 4 | CD PROGRESS ISSUE 1 | 15 OCT 2014 |
| 5 | ISSUED FOR BID - MECHANICAL | 15 OCT 2014 |
| 6 | ISSUED FOR BID - RESIDENTIAL FIT-OUT PIPING | 17 NOV 2014 |
| 7 | DOB SUBMISSION | 19 DEC 2014 |
| 8 | CD PROGRESS ISSUE 3 | 09 MAR 2015 |
| 9 | CD PROGRESS ISSUE 4 | 01 JUN 2015 |
| 10 | CD PROGRESS ISSUE 5 | 10 AUG 2015 |
| 11 | DOB AMENDMENT 2 | 18 SEP 2015 |
| 12 | CD PROGRESS ISSUE 6 | 02 NOV 2015 |
| 13 | CD PROGRESS ISSUE 7 | 29 JAN 2016 |
| 14 | CD PROGRESS ISSUE 8 - GMP SET | 18 MAR 2016 |
| 15 | CD BULLETIN ISSUE 3 | 25 MAY 2016 |
| 16 | CD BULLETIN ISSUE 4 | 15 JUL 2016 |
| 17 | DOB AMENDMENT 3 | 03 OCT 2016 |

0 4'-0" 8'-0" 16'-0"

Discrepancies must be reported immediately to the Architect before proceeding. Only figured dimensions are to be used. Contractors must check all dimensions on site. This drawing is protected by copyright.

ALL DIMENSIONS ARE SHOWN IN IMPERIAL.

CONSULTANT:
AKF
ONE LIBERTY PLAZA, 165 BROADWAY, 22nd FLOOR
NEW YORK, NY 10006
T: 212.354.5656 F: 212.354.5668
Phoenix • Boston • Washington, D.C. • Cincinnati • Dallas • Pittsburgh • Seattle • Shanghai

PROJECT:
**217 WEST 57TH STREET**
NEW YORK, NY

DRAWING TITLE:
MECHANICAL
69th and 70th FLOOR PLANS - PIPING
(MFD-107th-108th FLOOR)

SEAL & SIGNATURE:

| | |
|---|---|
| DATE: | 04/04/14 |
| PROJECT No: | Y130747-000 |
| DRAWN: MY | REV: |
| CHK: PHS | 17 |
| SCALE: As indicated | |
| DWG No: | |
| **M-256.02** | |
| DOB PAGE No: | 75 of 132 |

DOB EMPLOYEE STAMP:

DOB B-SCAN:

36" x 48" AVAILE SHEET SIZE
FILE NAME:
PLOT DATE: 10/19/2016 5:07:18 PM

DEPT OF BLDGS 121263426 Job Number
E3296393391 Scan Code

PIPING NOTES:

1. FTR CONTROL VALVES SHALL BE LOCATED AT RISER TAKE-OFFS. SERVICE ACCESS TO VALVES SHALL BE COORDINATED WITH ARCHITECT. REFER TO HOT WATER RISER DIAGRAM FOR ADDITIONAL INFORMATION.
2. ALL PIPING SHALL BE INSULATED PER MECHANICAL SPECIFICATIONS.

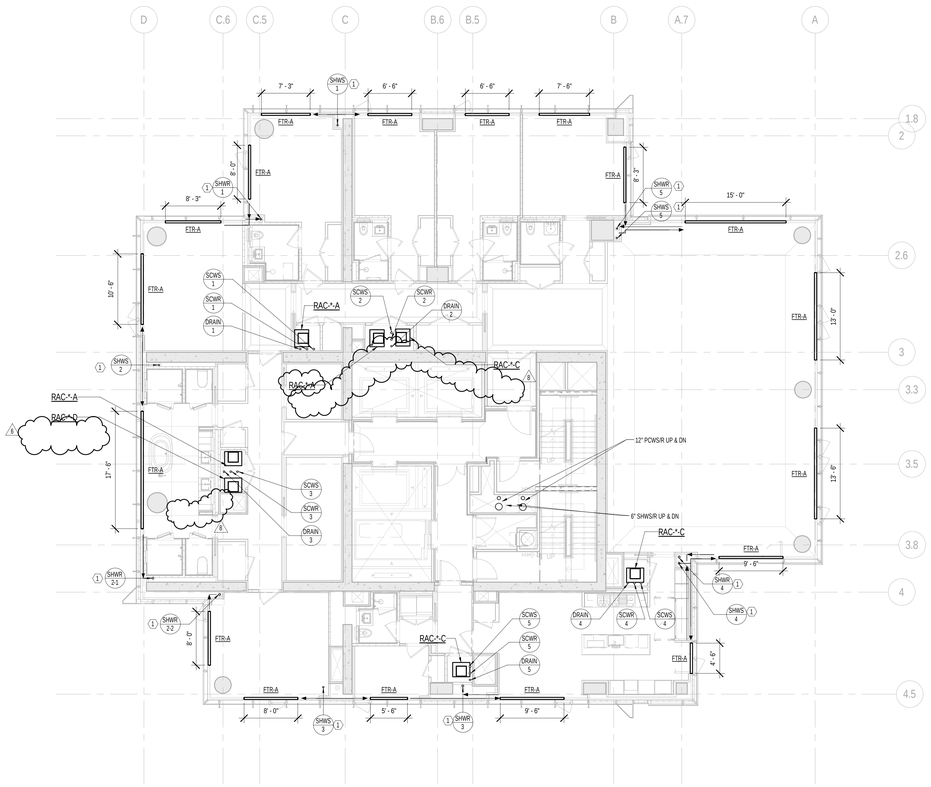


2 TYPICAL 72nd-86th FLOOR PLANS
SCALE: 1/8" = 1'-0"

KEY NOTES:

1. ARCHITECT TO PROVIDE ACCESS PANEL FOR EXPANSION COMPENSATOR AT HW RISER AT 80TH FLOOR (PROVIDE ON 79 FOR SHWR 4 & 5).

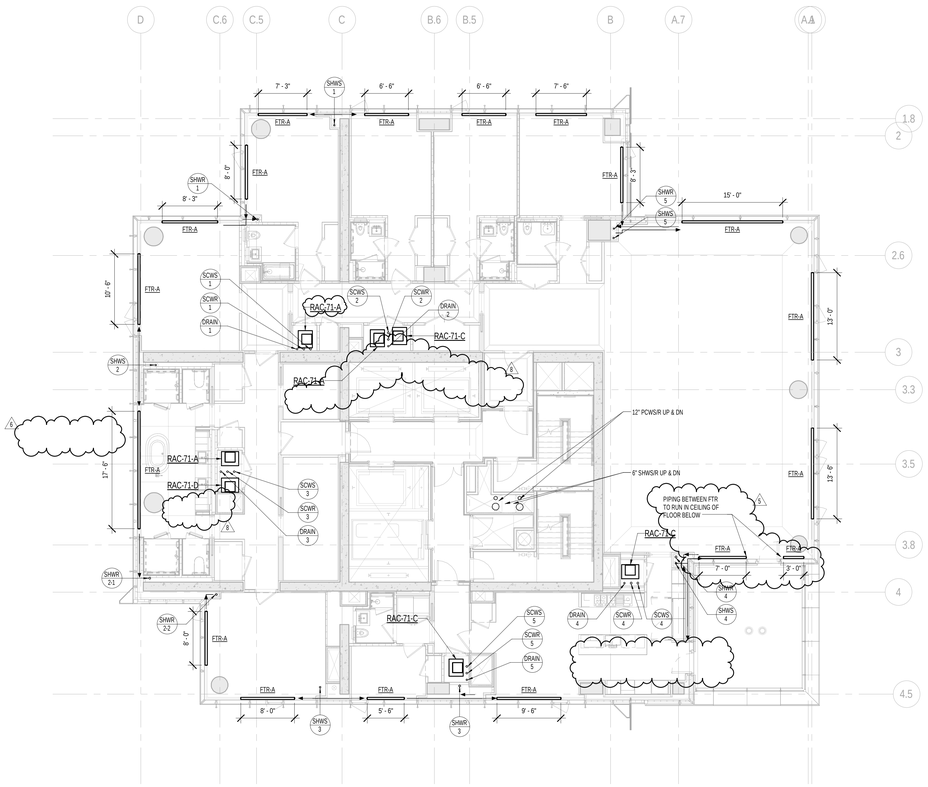


1 71st FLOOR PLAN
SCALE: 1/8" = 1'-0"



KEY PLAN:

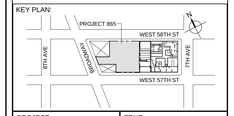


PROJECT NORTH

TRUE NORTH

DEVELOPER:
***EXTELL DEVELOPMENT COMPANY***
805 THIRD AVENUE, 7TH FLOOR
New York, NY 10022 USA
TEL: 212 712 6000 FAX: 212 712 6100

DESIGN ARCHITECT: Base Building Shell & Core
***ADRIAN SMITH + GORDON GILL ARCHITECTURE***
111 WEST MONROE STREET SUITE 2300
CHICAGO IL 60603
TEL: 312 920 1888 FAX: 312 920 1775

INTERIOR DESIGNER: Residential
***Rottet Architecture and Design Studio, PLLC***
298 Fifth Ave, 7th Floor
New York, NY 10001
TEL: 646 998 7000 FAX:

ARCHITECT OF RECORD:Base Building Shell, Core, & Residential
***AAI ARCHITECTS, P.C.***
401 Wellington St. W., 3rd Floor
Toronto, ON M5V 1E7 Canada
TEL: 416 967 1500 FAX: 416 967 7150

STRUCTURAL ENGINEERS:
***WSP CANTOR SEINUK***
228 EAST 45th Street
New York, NY 10017 USA
TEL: 212 687 9888 FAX: 646 487 5501

MEP ENGINEERS:
***AKF GROUP***
One Liberty Plaza, 165 Broadway, 22nd Floor
New York, NY 10006 USA
TEL: 212 354 5656 FAX: 212 354 5668

GEOTECHNICAL ENGINEERS:
***Langan Engineering & Environmental Services***
21 Penn Plaza - 360 West 31st Street, 8th Floor
New York, NY 10001-2727
TEL: 212 479 5400 FAX: 212 479 5444

CODE CONSULTANTS:
***Construction Consulting Associates***
100 Church Street
New York, NY 10007
TEL: 212 385 1818 FAX: 212 385 1911

CURTAINWALL CONSULTANT:
***AJLP Consulting***
40 Worth Street. Suite 826
New York, NY 10013
TEL: 212 757 5659 FAX: 646 219 8508

LANDMARK/PRESERVATION CONSULTANT:
***Jan Hird Pokorny Associates, Inc.***
39 West 37th Street, 12A
New York, NY 10018
TEL: 212 759 6462 FAX: 212 759 6540

| No. | DESCRIPTION | DATE |
|---|---|---|
| 1 | CD PROGRESS ISSUE 3 | 09 MAR 2015 |
| 2 | CD PROGRESS ISSUE 4 | 01 JUN 2015 |
| 3 | CD PROGRESS ISSUE 5 | 10 AUG 2015 |
| 4 | DOB AMENDMENT 2 | 18 SEP 2015 |
| 5 | CD PROGRESS ISSUE 6 | 02 NOV 2015 |
| 6 | CD PROGRESS ISSUE 7 | 29 JAN 2016 |
| 7 | CD PROGRESS ISSUE 8 - GMP SET | 18 MAR 2016 |
| 8 | CD BULLETIN ISSUE 3 | 25 MAY 2016 |
| 9 | CD BULLETIN ISSUE 7 | 14 SEPT 2016 |
| 10 | DOB AMENDMENT 3 | 03 OCT 2016 |

0 4' - 0" 8' - 0" 16' - 0"

Discrepancies must be reported immediately to the Architect before proceeding. Only figured dimensions are to be used. Contractors must check all dimensions on site. This drawing is protected by copyright.

ALL DIMENSIONS ARE SHOWN IN IMPERIAL.

CONSULTANT:
AKF
ONE LIBERTY PLAZA, 165 BROADWAY, 22nd FLOOR
NEW YORK, NY 10006
T: 212.354.5656 F: 212.354.5668
Washington / Baltimore / Philadelphia / New York
Philadelphia / Princeton / Dublin / Mumbai / Kathmandu

PROJECT:
**217 WEST 57TH STREET**
NEW YORK, NY

DRAWING TITLE:
MECHANICAL
71st and 72nd FLOOR PLANS - PIPING
(TYPICAL 72nd-86th FLOORS)
(MFD-109th FLOOR and
MFD-110th-124th FLOOR)

SEAL & SIGNATURE:

| | |
|---|---|
| DATE: | 04/04/14 |
| PROJECT No: | Y130747-000 |
| DRAWN: MY | REV: |
| CHK: PHS | 10 |
| SCALE: As indicated | |
| DWG No: | |
| **M-257.02** | |
| DOB PAGE No: | 76 of 132 |

DOB EMPLOYEE STAMP:

DOB B-SCAN:

36" x 48" ANSI E SHEET SIZE

FILE NAME:
PLOT DATE: 10/19/2016 5:08:08 PM

DEPT OF BLDGS 121206205 Job Number
E331152701 Scan Code

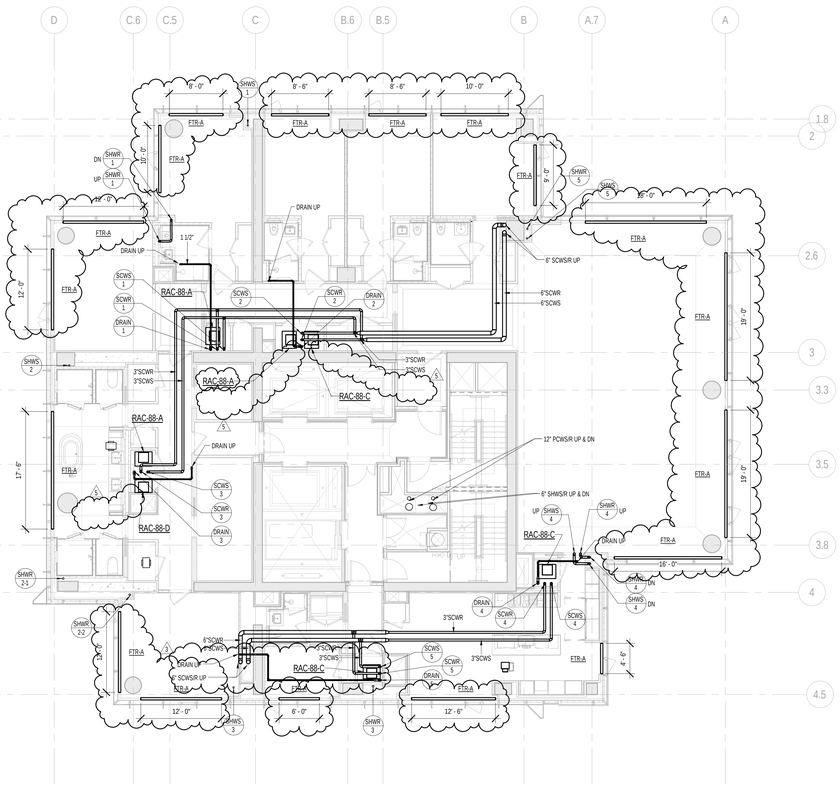


2 88th FLOOR PLAN
SCALE: 1/8" = 1'-0"

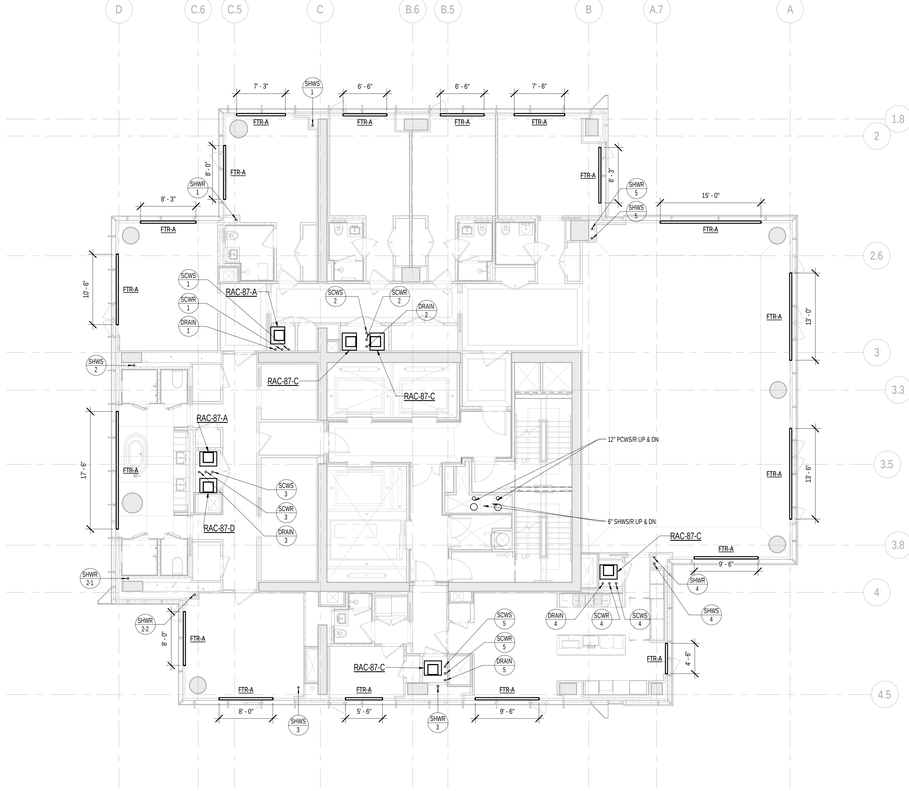


1 87th FLOOR PLAN
SCALE: 1/8" = 1'-0"

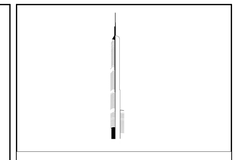

KEY PLAN:

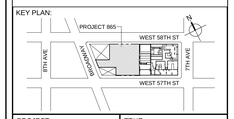


PROJECT NORTH

TRUE NORTH

DEVELOPER:
***EXTELL DEVELOPMENT COMPANY***
805 THIRD AVENUE, 7TH FLOOR
New York, NY 10022 USA
TEL: 212 712 6000 FAX: 212 712 6100

DESIGN ARCHITECT: Base Building Shell & Core
***ADRIAN SMITH + GORDON GILL ARCHITECTURE***
111 WEST MONROE STREET SUITE 2300
CHICAGO IL 60603
TEL: 312 920 1888 FAX: 312 920 1775

INTERIOR DESIGNER: Residential
***Rottet Architecture and Design Studio, PLLC***
298 Fifth Ave, 7th Floor
New York, NY 10001
TEL: 646 998 7000 FAX:

ARCHITECT OF RECORD:Base Building Shell, Core, & Residential
***AAI ARCHITECTS, P.C.***
401 Wellington St. W., 3rd Floor
Toronto, ON M5V 1E7 Canada
TEL: 416 967 1500 FAX: 416 967 7150

STRUCTURAL ENGINEERS:
***WSP CANTOR SEINUK***
228 EAST 45th Street
New York, NY 10017 USA
TEL: 212 687 9888 FAX: 646 487 5501

MEP ENGINEERS:
***AKF GROUP***
One Liberty Plaza, 165 Broadway, 22nd Floor
New York, NY 10006 USA
TEL: 212 354 5656 FAX: 212 354 5668

GEOTECHNICAL ENGINEERS:
***Langan Engineering & Environmental Services***
21 Penn Plaza - 360 West 31st Street, 8th Floor
New York, NY 10001-2727
TEL: 212 479 5400 FAX: 212 479 5444

CODE CONSULTANTS:
***Construction Consulting Associates***
100 Church Street
New York, NY 10007
TEL: 212 385 1818 FAX: 212 385 1911

CURTAINWALL CONSULTANT:
***AJLP Consulting***
40 Worth Street. Suite 826
New York, NY 10013
TEL: 212 757 5659 FAX: 646 219 8508

LANDMARK/PRESERVATION CONSULTANT:
***Jan Hird Pokorny Associates, Inc.***
39 West 37th Street, 12A
New York, NY 10018
TEL: 212 759 6462 FAX: 212 759 6540

| No. | DESCRIPTION | DATE |
|---|---|---|
| 1 | CD PROGRESS ISSUE 5 | 10 AUG 2015 |
| 2 | CD PROGRESS ISSUE 6 | 02 NOV 2015 |
| 3 | CD PROGRESS ISSUE 7 | 29 JAN 2016 |
| 4 | CD PROGRESS ISSUE 8 - GMP SET | 18 MAR 2016 |
| 5 | CD BULLETIN ISSUE 3 | 25 MAY 2016 |
| 6 | DOB AMENDMENT 3 | 03 OCT 2016 |

0 4' - 0" 8' - 0" 16' - 0"

Discrepancies must be reported immediately to the Architect before proceeding. Only figured dimensions are to be used. Contractors must check all dimensions on site. This drawing is protected by copyright.

ALL DIMENSIONS ARE SHOWN IN IMPERIAL.

CONSULTANT:
AKF
ONE LIBERTY PLAZA, 165 BROADWAY, 22nd FLOOR
NEW YORK, NY 10006
T: 212.354.5656 F: 212.354.5668
Arlington / Boise / Kansas City / Minneapolis / New York
Philadelphia / Raleigh / Toronto / Vancouver / Scottsdale

PROJECT:

**217 WEST 57TH STREET**

NEW YORK, NY

DRAWING TITLE:

MECHANICAL
87th and 88th FLOOR PLANS - PIPING
(MFD-125th-126th FLOOR)

SEAL & SIGNATURE:

STATE OF NEW YORK · CHRISTOPHER D. HUGHES · 40.097/38 · LICENSED PROFESSIONAL ENGINEER

| | |
|---|---|
| DATE: | 08/03/15 |
| PROJECT No: | Y130747-000 |
| DRAWN: MY | REV: |
| CHK: PHS | 6 |
| SCALE: 1/8" = 1'-0" | |
| DWG No: | M-265.02 |
| DOB PAGE No: | 77 of 132 |

DOB EMPLOYEE STAMP:

DOB B-SCAN:

36" x 48" AVAYE B - SHEET SIZE
FILE NAME:
PLOT DATE: 10/19/2016 5:09:18 PM

DEPT OF BLDGS 121263426 Job Number
E365687472 Scan Code

PIPING NOTES:

1. FTR CONTROL VALVES SHALL BE LOCATED AT RISER TAKE-OFFS. SERVICE ACCESS TO VALVES SHALL BE COORDINATED WITH ARCHITECT. REFER TO HOT WATER RISER DIAGRAM FOR ADDITIONAL INFORMATION.
2. ALL PIPING SHALL BE INSULATED PER MECHANICAL SPECIFICATIONS.

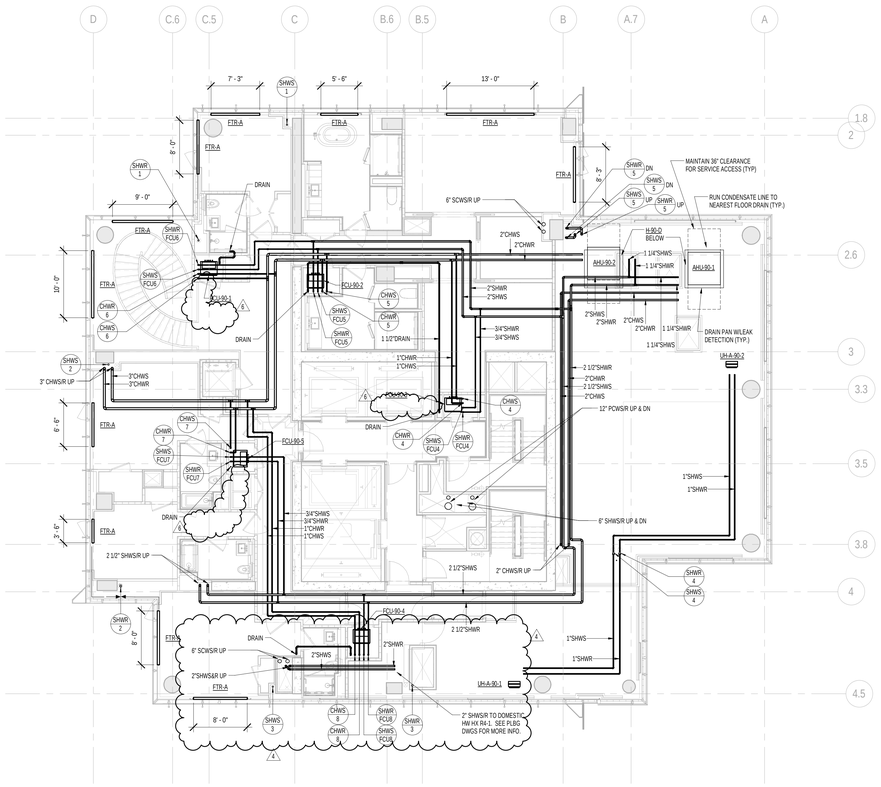


2 90th FLOOR PLAN
SCALE: 1/8" = 1'-0"

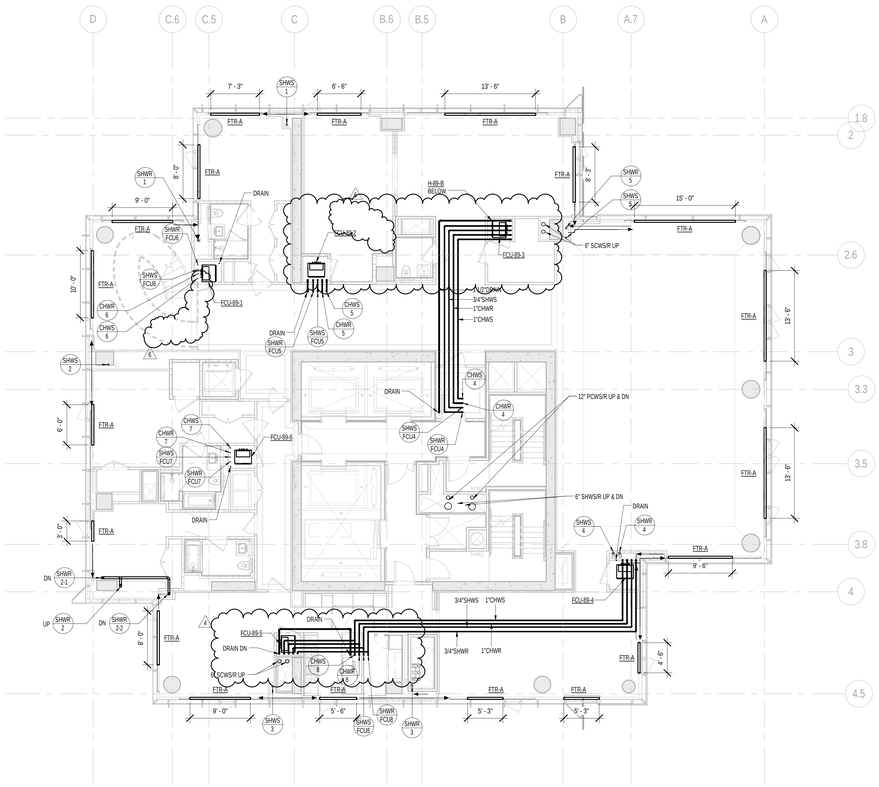


1 89th FLOOR PLAN
SCALE: 1/8" = 1'-0"

KEY PLAN:

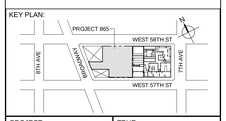


PROJECT NORTH

TRUE NORTH

DEVELOPER:
***EXTELL DEVELOPMENT COMPANY***
805 THIRD AVENUE, 7TH FLOOR
New York, NY 10022 USA
TEL: 212 712 6000 FAX: 212 712 6100

DESIGN ARCHITECT: Base Building Shell & Core
***ADRIAN SMITH + GORDON GILL ARCHITECTURE***
111 WEST MONROE STREET SUITE 2300
CHICAGO IL 60603
TEL: 312 920 1888 FAX: 312 920 1775

INTERIOR DESIGNER: Residential
***Rottet Architecture and Design Studio, PLLC***
298 Fifth Ave, 7th Floor
New York, NY 10001
TEL: 646 998 7000 FAX:

ARCHITECT OF RECORD:Base Building Shell, Core, & Residential
***AAI ARCHITECTS, P.C.***
401 Wellington St. W., 3rd Floor
Toronto, ON M5V 1E7 Canada
TEL: 416 967 1500 FAX: 416 967 7150

STRUCTURAL ENGINEERS:
***WSP CANTOR SEINUK***
228 EAST 45th Street
New York, NY 10017 USA
TEL: 212 687 9888 FAX: 646 487 5501

MEP ENGINEERS:
***AKF GROUP***
One Liberty Plaza, 165 Broadway, 22nd Floor
New York, NY 10006 USA
TEL: 212 354 5656 FAX: 212 354 5668

GEOTECHNICAL ENGINEERS:
***Langan Engineering & Environmental Services***
21 Penn Plaza - 360 West 31st Street, 8th Floor
New York, NY 10001-2727
TEL: 212 479 5400 FAX: 212 479 5444

CODE CONSULTANTS:
***Construction Consulting Associates***
100 Church Street
New York, NY 10007
TEL: 212 385 1818 FAX: 212 385 1911

CURTAINWALL CONSULTANT:
***AJLP Consulting***
40 Worth Street. Suite 826
New York, NY 10013
TEL: 212 757 5659 FAX: 646 219 8508

LANDMARK/PRESERVATION CONSULTANT:
***Jan Hird Pokorny Associates, Inc.***
39 West 37th Street, 12A
New York, NY 10018
TEL: 212 759 6462 FAX: 212 759 6540

| No. | DESCRIPTION | DATE |
|---|---|---|
| 1 | CD PROGRESS ISSUE 3 | 09 MAR 2015 |
| 2 | CD PROGRESS ISSUE 4 | 01 JUN 2015 |
| 3 | CD PROGRESS ISSUE 5 | 10 AUG 2015 |
| 4 | CD PROGRESS ISSUE 7 | 29 JAN 2016 |
| 5 | CD PROGRESS ISSUE 8 - GMP SET | 18 MAR 2016 |
| 6 | CD BULLETIN ISSUE 3 | 25 MAY 2016 |
| 7 | CD BULLETIN ISSUE 7 | 14 SEPT 2016 |
| 8 | DOB AMENDMENT 3 | 03 OCT 2016 |

0 4'-0" 8'-0" 16'-0"

Discrepancies must be reported immediately to the Architect before proceeding. Only figured dimensions are to be used. Contractors must check all dimensions on site. This drawing is protected by copyright.

ALL DIMENSIONS ARE SHOWN IN IMPERIAL.

CONSULTANT:
AKF
ONE LIBERTY PLAZA, 165 BROADWAY, 22nd FLOOR
NEW YORK, NY 10006
T: 212.354.5656 F: 212.354.5668
Atlanta / Boise / Mexico City / Minneapolis / New York
Philadelphia / Houston / Fairfax / Rockford / Stamford

PROJECT:
**217 WEST 57TH STREET**
NEW YORK, NY

DRAWING TITLE:
MECHANICAL
89th and 90th FLOOR PLANS - PIPING
(MFD-127th-128th FLOOR)

SEAL & SIGNATURE:

STATE OF NEW YORK · PHILIP H. SCHNEIDER · 075 · LICENSED PROFESSIONAL ENGINEER

| | |
|---|---|
| DATE: | 04/04/14 |
| PROJECT No: | Y130747-000 |
| DRAWN: MY | REV: |
| CHK: PHS | 8 |
| SCALE: As indicated | |
| DWG No: | M-266.02 |
| DOB PAGE No: | 78 of 132 |

DOB EMPLOYEE STAMP:

DOB B-SCAN:

36" x 48" ANSI E SHEET SIZE

FILE NAME:
PLOT DATE: 10/13/2016 5:10:49 PM

DEPT OF BLDGS 121326250 Job Number
E340128905 Scan Code

PIPING NOTES:

1. FTR CONTROL VALVES SHALL BE LOCATED AT RISER TAKE-OFFS. SERVICE ACCESS TO VALVES SHALL BE COORDINATED WITH ARCHITECT. REFER TO HOT WATER RISER DIAGRAM FOR ADDITIONAL INFORMATION.
2. ALL PIPING SHALL BE INSULATED PER MECHANICAL SPECIFICATIONS.

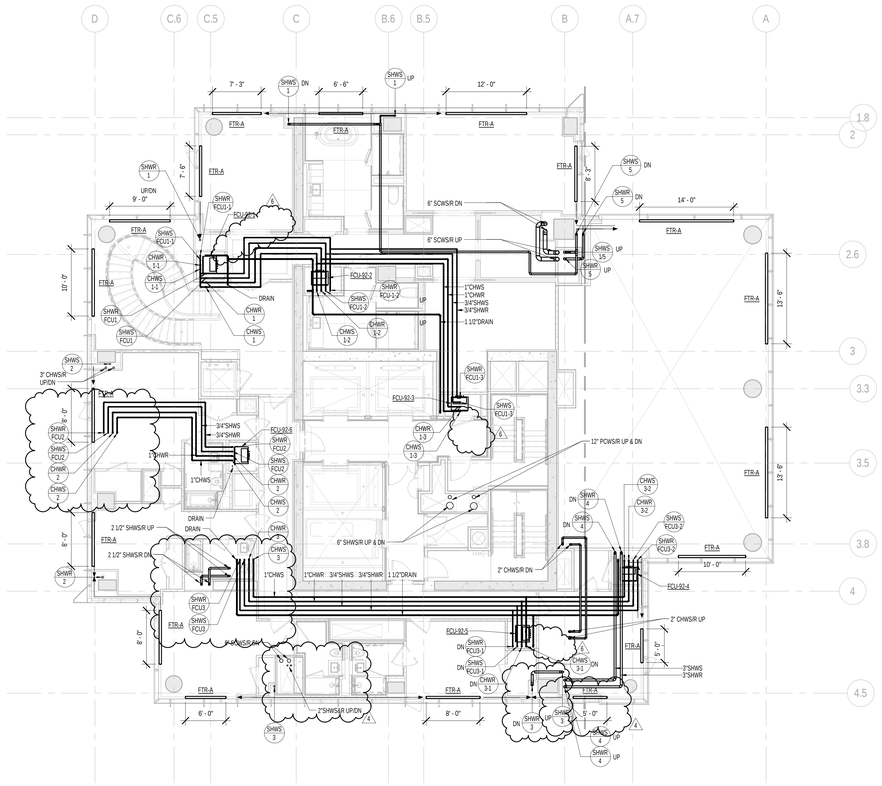


2 92nd FLOOR PLAN
SCALE: 1/8" = 1'-0"

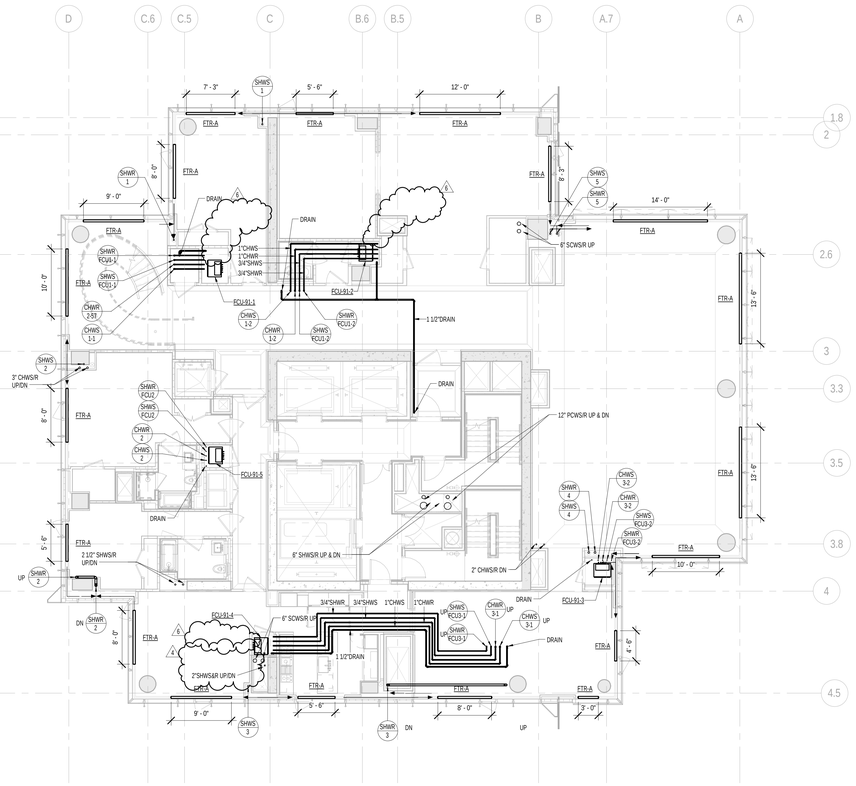


1 91st FLOOR PLAN
SCALE: 1/8" = 1'-0"

KEY PLAN:

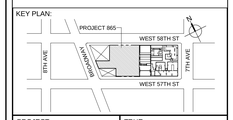


PROJECT NORTH

TRUE NORTH

DEVELOPER:
***EXTELL DEVELOPMENT COMPANY***
805 THIRD AVENUE, 7TH FLOOR
New York, NY 10022 USA
TEL: 212 712 6000 FAX: 212 712 6100

DESIGN ARCHITECT: Base Building Shell & Core
***ADRIAN SMITH + GORDON GILL ARCHITECTURE***
111 WEST MONROE STREET SUITE 2300
CHICAGO IL 60603
TEL: 312 920 1888 FAX: 312 920 1775

INTERIOR DESIGNER: Residential
***Rottet Architecture and Design Studio, PLLC***
298 Fifth Ave, 7th Floor
New York, NY 10001
TEL: 646 998 7000 FAX:

ARCHITECT OF RECORD:Base Building Shell, Core, & Residential
***AAI ARCHITECTS, P.C.***
401 Wellington St. W., 3rd Floor
Toronto, ON M5V 1E7 Canada
TEL: 416 967 1500 FAX: 416 967 7150

STRUCTURAL ENGINEERS:
***WSP CANTOR SEINUK***
228 EAST 45th Street
New York, NY 10017 USA
TEL: 212 687 9888 FAX: 646 487 5501

MEP ENGINEERS:
***AKF GROUP***
One Liberty Plaza, 165 Broadway, 22nd Floor
New York, NY 10006 USA
TEL: 212 354 5656 FAX: 212 354 5668

GEOTECHNICAL ENGINEERS:
***Langan Engineering & Environmental Services***
21 Penn Plaza - 360 West 31st Street, 8th Floor
New York, NY 10001-2727
TEL: 212 479 5400 FAX: 212 479 5444

CODE CONSULTANTS:
***Construction Consulting Associates***
100 Church Street
New York, NY 10007
TEL: 212 385 1818 FAX: 212 385 1911

CURTAINWALL CONSULTANT:
***AJLP Consulting***
40 Worth Street. Suite 826
New York, NY 10013
TEL: 212 757 5659 FAX: 646 219 8508

LANDMARK/PRESERVATION CONSULTANT:
***Jan Hird Pokorny Associates, Inc.***
39 West 37th Street, 12A
New York, NY 10018
TEL: 212 759 6462 FAX: 212 759 6540

| No. | DESCRIPTION | DATE |
|---|---|---|
| 1 | CD PROGRESS ISSUE 3 | 09 MAR 2015 |
| 2 | CD PROGRESS ISSUE 4 | 01 JUN 2015 |
| 3 | CD PROGRESS ISSUE 5 | 10 AUG 2015 |
| 4 | CD PROGRESS ISSUE 7 | 29 JAN 2016 |
| 5 | CD PROGRESS ISSUE 8 - GMP SET | 18 MAR 2016 |
| 6 | CD BULLETIN ISSUE 3 | 25 MAY 2016 |
| 7 | CD BULLETIN ISSUE 7 | 14 SEPT 2016 |
| 8 | DOB AMENDMENT 3 | 03 OCT 2016 |

0 4' - 0" 8' - 0" 16' - 0"

Discrepancies must be reported immediately to the Architect before proceeding. Only figured dimensions are to be used. Contractors must check all dimensions on site. This drawing is protected by copyright.

ALL DIMENSIONS ARE SHOWN IN IMPERIAL.

CONSULTANT:
AKF
ONE LIBERTY PLAZA, 165 BROADWAY, 22nd FLOOR
NEW YORK, NY 10006
T: 212.354.5656 F: 212.354.5668
Atlanta / Boston / Chicago / Dallas / Los Angeles / New York
Philadelphia / Princeton / Tucson / Vancouver / Washington

PROJECT:
**217 WEST 57TH STREET**
NEW YORK, NY

DRAWING TITLE:
MECHANICAL
91st and 92nd FLOOR PLANS - PIPING
(MFD-129th-130th FLOOR)

SEAL & SIGNATURE:

| | |
|---|---|
| DATE: | 04/04/14 |
| PROJECT No: | Y130747-000 |
| DRAWN: MY | REV: 8 |
| CHK: PHS | |
| SCALE: As indicated | |
| DWG No: | **M-267.02** |
| DOB PAGE No: | 79 of 132 |

DOB EMPLOYEE STAMP:

DOB B-SCAN:

36" x 48" AVAILE - SHEET SIZE

FILE NAME:
PLOT DATE: 10/19/2016 5:12:00 PM

DEPT OF BLDGS 121126305 Job Number
E350453936HS Scan Code

PIPING NOTES:

1. FTR CONTROL VALVES SHALL BE LOCATED AT RISER TAKE-OFFS. SERVICE ACCESS TO VALVES SHALL BE COORDINATED WITH ARCHITECT. REFER TO HOT WATER RISER DIAGRAM FOR ADDITIONAL INFORMATION.
2. ALL PIPING SHALL BE INSULATED PER MECHANICAL SPECIFICATIONS.

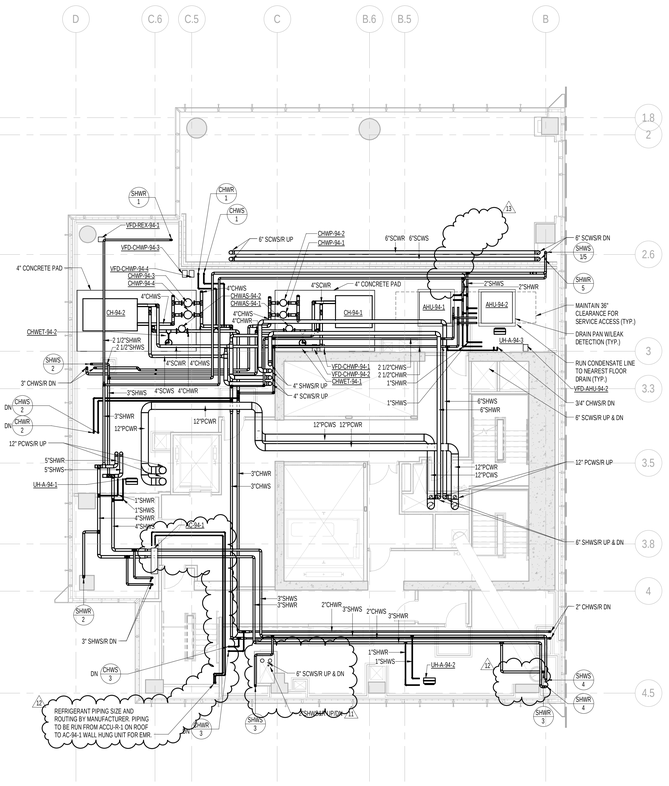


2 94th FLOOR PLAN
SCALE: 1/8" = 1'-0"

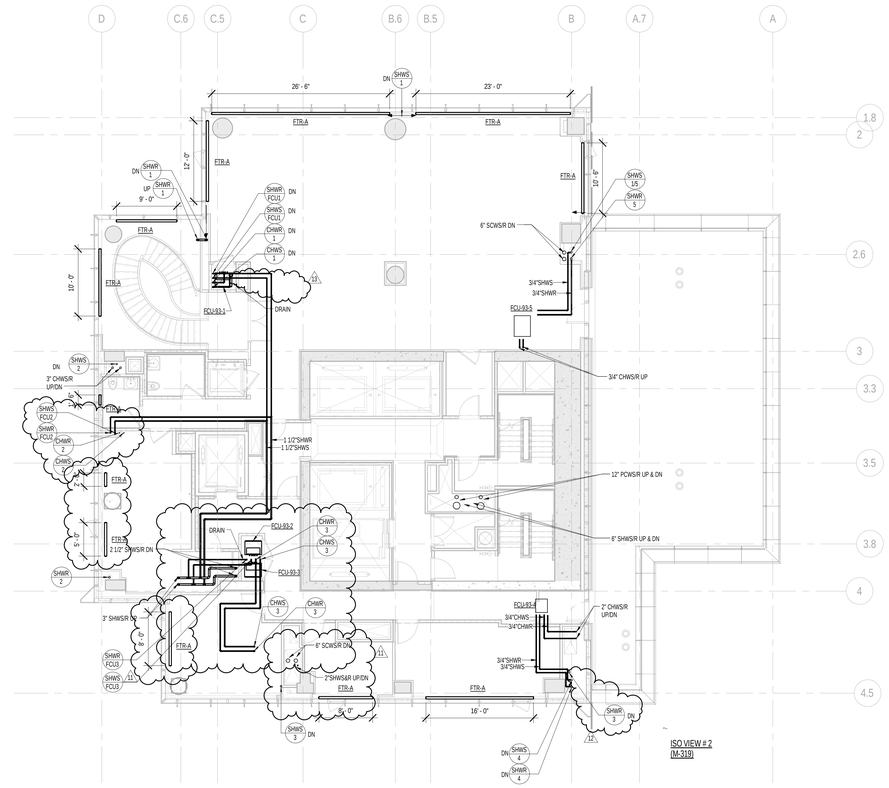


1 93rd FLOOR PLAN
SCALE: 1/8" = 1'-0"

PIPING NOTES:

1. PIPING ON 91ST FLOOR TO BE PROVIDED WITH SPRING VIBRATION ISOLATION HANGERS. REFER TO SPECIFICATIONS FOR ADDITIONAL INFORMATION.



KEY PLAN:

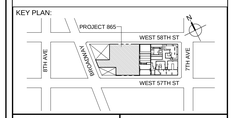


PROJECT NORTH

TRUE NORTH

DEVELOPER:
***EXTELL DEVELOPMENT COMPANY***
805 THIRD AVENUE, 7TH FLOOR
New York, NY 10022 USA
TEL: 212 712 6000 FAX: 212 712 6100

DESIGN ARCHITECT: Base Building Shell & Core
***ADRIAN SMITH + GORDON GILL ARCHITECTURE***
111 WEST MONROE STREET SUITE 2300
CHICAGO IL 60603
TEL: 312 920 1888 FAX: 312 920 1775

INTERIOR DESIGNER: Residential
***Rottet Architecture and Design Studio, PLLC***
298 Fifth Ave, 7th Floor
New York, NY 10001
TEL: 646 998 7000 FAX:

ARCHITECT OF RECORD:Base Building Shell, Core, & Residential
***AAI ARCHITECTS, P.C.***
401 Wellington St. W., 3rd Floor
Toronto, ON M5V 1E7 Canada
TEL: 416 967 1500 FAX: 416 967 7150

STRUCTURAL ENGINEERS:
***WSP CANTOR SEINUK***
228 EAST 45th Street
New York, NY 10017 USA
TEL: 212 687 9888 FAX: 646 487 5501

MEP ENGINEERS:
***AKF GROUP***
One Liberty Plaza, 165 Broadway, 22nd Floor
New York, NY 10006 USA
TEL: 212 354 5656 FAX: 212 354 5668

GEOTECHNICAL ENGINEERS:
***Langan Engineering & Environmental Services***
21 Penn Plaza - 360 West 31st Street, 8th Floor
New York, NY 10001-2727
TEL: 212 479 5400 FAX: 212 479 5444

CODE CONSULTANTS:
***Construction Consulting Associates***
100 Church Street
New York, NY 10007
TEL: 212 385 1818 FAX: 212 385 1911

CURTAINWALL CONSULTANT:
***AJLP Consulting***
40 Worth Street. Suite 826
New York, NY 10013
TEL: 212 757 5659 FAX: 646 219 8508

LANDMARK/PRESERVATION CONSULTANT:
***Jan Hird Pokorny Associates, Inc.***
39 West 37th Street, 12A
New York, NY 10018
TEL: 212 759 6462 FAX: 212 759 6540

| No. | DESCRIPTION | DATE |
|---|---|---|
| 1 | ISSUED FOR SCHEMATIC DESIGN | 04 APR 2014 |
| 2 | ISSUED FOR DESIGN DEVELOPMENT | 01 JUL 2014 |
| 3 | ISSUED FOR DESIGN DEVELOPMENT | 31 JUL 2014 |
| 4 | CD PROGRESS ISSUE 1 | 15 OCT 2014 |
| 5 | ISSUED FOR BID - MECHANICAL | 15 OCT 2014 |
| 6 | ISSUED FOR BID - RESIDENTIAL FIT-OUT PIPING | 17 NOV 2014 |
| 7 | DOB SUBMISSION | 19 DEC 2014 |
| 8 | CD PROGRESS ISSUE 3 | 09 MAR 2015 |
| 9 | CD PROGRESS ISSUE 5 | 10 AUG 2015 |
| 10 | DOB AMENDMENT 2 | 18 SEP 2015 |
| 11 | CD PROGRESS ISSUE 7 | 29 JAN 2016 |
| 12 | CD PROGRESS ISSUE 8 - GMP SET | 18 MAR 2016 |
| 13 | CD BULLETIN ISSUE 3 | 25 MAY 2016 |
| 14 | CD BULLETIN ISSUE 7 | 14 SEPT 2016 |
| 15 | DOB AMENDMENT 3 | 03 OCT 2016 |

0 4' - 0" 8' - 0" 16' - 0"

Discrepancies must be reported immediately to the Architect before proceeding. Only figured dimensions are to be used. Contractors must check all dimensions on site. This drawing is protected by copyright.

ALL DIMENSIONS ARE SHOWN IN IMPERIAL.

CONSULTANT:
AKF
ONE LIBERTY PLAZA, 165 BROADWAY, 22nd FLOOR
NEW YORK, NY 10006
T: 212.354.5656 F: 212.354.5668
Arlington / Beijing / Mexico City / Minneapolis / New York
Philadelphia / Houston / Dublin / Hyderabad / Mumbai

PROJECT:
**217 WEST 57TH STREET**
NEW YORK, NY

DRAWING TITLE:
MECHANICAL
93rd and 94th FLOOR PLANS - PIPING
(MFD-131st-132nd FLOOR)

SEAL & SIGNATURE:

| | |
|---|---|
| DATE: | 04/04/14 |
| PROJECT No: | Y130747-000 |
| DRAWN: MY | REV: |
| CHK: PHS | 15 |
| SCALE: As indicated | |
| DWG No: | |
| **M-268.02** | |
| DOB PAGE No: 80 of 132 | |

DOB EMPLOYEE STAMP:

DOB B-SCAN:

36" x 48" ANSI E SHEET SIZE
FILE NAME:
PLOT DATE: 10/19/2016 5:12:46 PM

DEPT OF BLDGS 121282426 Job Number
E325252968 Scan Code

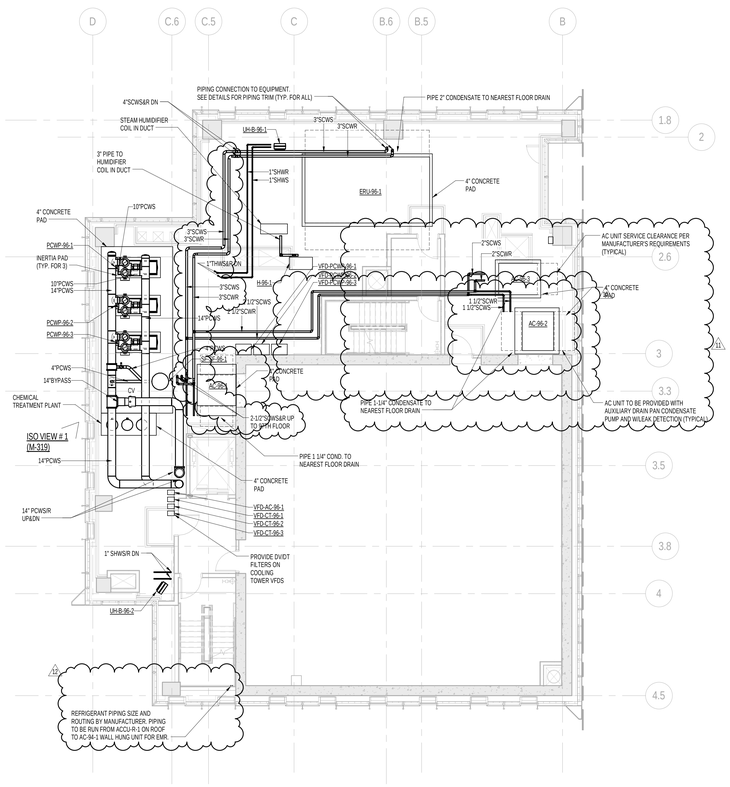


2 96th FLOOR PLAN
SCALE: 1/8" = 1'-0"

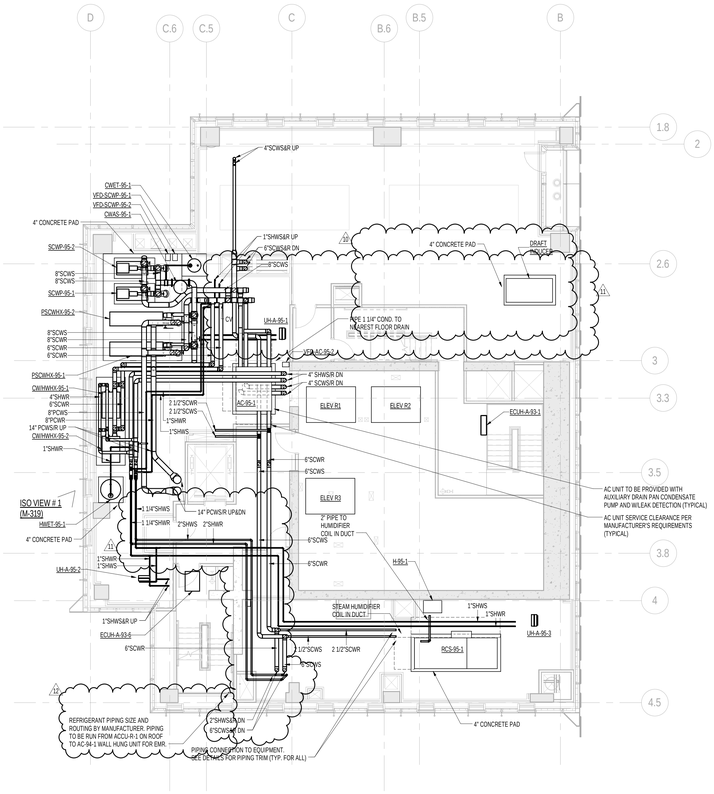


1 95th FLOOR PLAN
SCALE: 1/8" = 1'-0"

PIPING NOTES:

1. RUN CONDENSATE LINE FROM AC UNITS TO NEAREST FLOOR DRAIN. COORDINATE WITH PLUMBING PLANS.
2. ALL PIPING SHALL BE INSULATED PER MECHANICAL SPECIFICATIONS.

KEY PLAN:

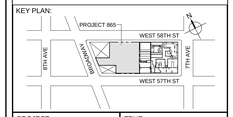


PROJECT NORTH

TRUE NORTH

DEVELOPER:
***EXTELL DEVELOPMENT COMPANY***
805 THIRD AVENUE, 7TH FLOOR
New York, NY 10022 USA
TEL: 212 712 6000 FAX: 212 712 6100

DESIGN ARCHITECT: Base Building Shell & Core
***ADRIAN SMITH + GORDON GILL ARCHITECTURE***
111 WEST MONROE STREET SUITE 2300
CHICAGO IL 60603
TEL: 312 920 1888 FAX: 312 920 1775

INTERIOR DESIGNER: Residential
***Rottet Architecture and Design Studio, PLLC***
298 Fifth Ave, 7th Floor
New York, NY 10001
TEL: 646 998 7000 FAX:

ARCHITECT OF RECORD:Base Building Shell, Core, & Residential
***AAI ARCHITECTS, P.C.***
401 Wellington St. W., 3rd Floor
Toronto, ON M5V 1E7 Canada
TEL: 416 967 1500 FAX: 416 967 7150

STRUCTURAL ENGINEERS:
***WSP CANTOR SEINUK***
228 EAST 45th Street
New York, NY 10017 USA
TEL: 212 687 9888 FAX: 646 487 5501

MEP ENGINEERS:
***AKF GROUP***
One Liberty Plaza, 165 Broadway, 22nd Floor
New York, NY 10006 USA
TEL: 212 354 5656 FAX: 212 354 5668

GEOTECHNICAL ENGINEERS:
***Langan Engineering & Environmental Services***
21 Penn Plaza - 360 West 31st Street, 8th Floor
New York, NY 10001-2727
TEL: 212 479 5400 FAX: 212 479 5444

CODE CONSULTANTS:
***Construction Consulting Associates***
100 Church Street
New York, NY 10007
TEL: 212 385 1818 FAX: 212 385 1911

CURTAINWALL CONSULTANT:
***AJLP Consulting***
40 Worth Street. Suite 826
New York, NY 10013
TEL: 212 757 5659 FAX: 646 219 8508

LANDMARK/PRESERVATION CONSULTANT:
***Jan Hird Pokorny Associates, Inc.***
39 West 37th Street, 12A
New York, NY 10018
TEL: 212 759 6462 FAX: 212 759 6540

| No. | DESCRIPTION | DATE |
|---|---|---|
| 1 | ISSUED FOR SCHEMATIC DESIGN | 04 APR 2014 |
| 2 | ISSUED FOR DESIGN DEVELOPMENT | 01 JUL 2014 |
| 3 | ISSUED FOR DESIGN DEVELOPMENT | 31 JUL 2014 |
| 4 | CD PROGRESS ISSUE 1 | 15 OCT 2014 |
| 5 | ISSUED FOR BID - MECHANICAL | 15 OCT 2014 |
| 6 | ISSUED FOR BID - RESIDENTIAL FIT-OUT PIPING | 17 NOV 2014 |
| 7 | DOB SUBMISSION | 19 DEC 2014 |
| 8 | CD PROGRESS ISSUE 5 | 10 AUG 2015 |
| 9 | DOB AMENDMENT 2 | 18 SEP 2015 |
| 10 | CD PROGRESS ISSUE 6 | 02 NOV 2015 |
| 11 | CD PROGRESS ISSUE 7 | 29 JAN 2016 |
| 12 | CD PROGRESS ISSUE 8 - GMP SET | 18 MAR 2016 |
| 13 | CD BULLETIN ISSUE 4 | 15 JUL 2016 |
| 14 | CD BULLETIN ISSUE 7 | 14 SEPT 2016 |
| 15 | DOB AMENDMENT 3 | 03 OCT 2016 |

0 4'-0" 8'-0" 16'-0"

Discrepancies must be reported immediately to the Architect before proceeding. Only figured dimensions are to be used. Contractors must check all dimensions on site. This drawing is protected by copyright.

ALL DIMENSIONS ARE SHOWN IN IMPERIAL.

CONSULTANT:
AKF
ONE LIBERTY PLAZA, 165 BROADWAY, 22nd FLOOR
NEW YORK, NY 10006
T: 212.354.5656 F: 212.354.5668
Phoenix • Berlin • Miami • Oslo • Stuttgart • Santa Ana
www.akfgroup.com

PROJECT:
**217 WEST 57TH STREET**
NEW YORK, NY

DRAWING TITLE:
MECHANICAL
95th and 96th FLOOR PLANS - PIPING
(MFD-133rd-134th FLOOR)

SEAL & SIGNATURE:

| | |
|---|---|
| DATE: | 04/04/14 |
| PROJECT No: | Y130747-000 |
| DRAWN: MY | REV: |
| CHK: PHS | 15 |
| SCALE: As indicated | |
| DWG No: | |
| **M-269.02** | |
| DOB PAGE No: | 81 of 132 |

DOB EMPLOYEE STAMP:

DOB B-SCAN:

36" x 48" ANSI E SHEET SIZE

FILE NAME:
PLOT DATE: 10/19/2016 5:13:59 PM

DEPT OF BLDGS 121326426 Job Number
E300135695 Scan Code

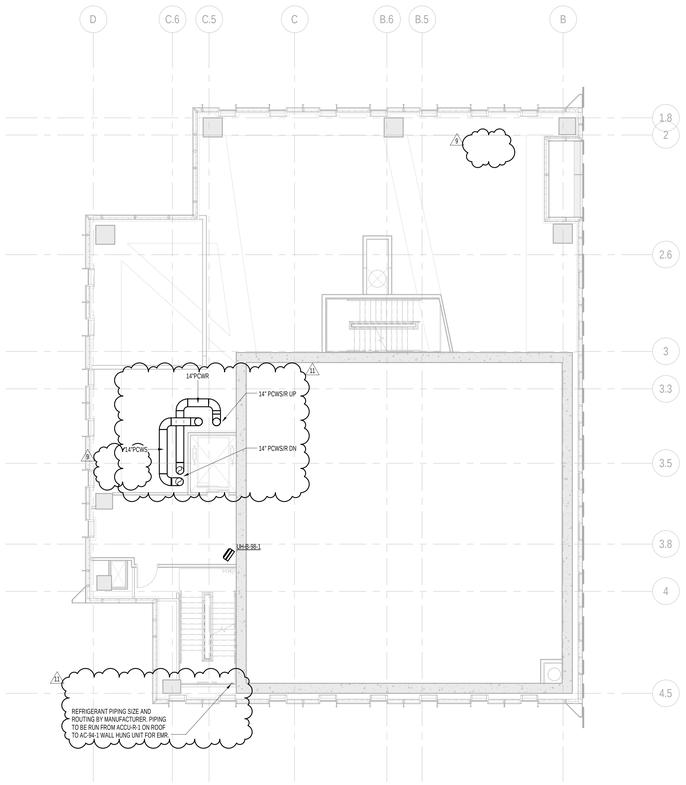


2 98th FLOOR PLAN
SCALE: 1/8" = 1'-0"

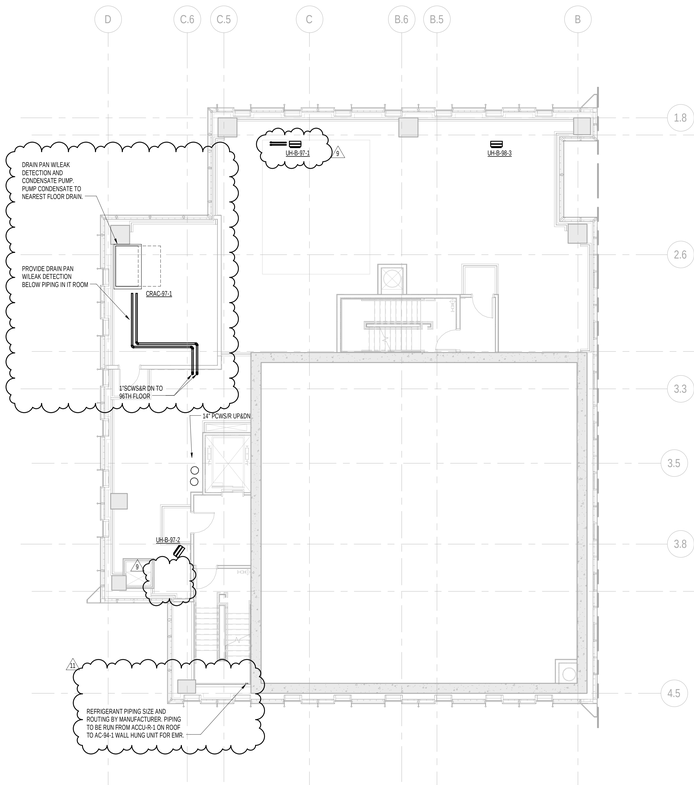


1 97th FLOOR PLAN
SCALE: 1/8" = 1'-0"



KEY PLAN:

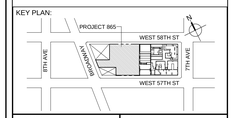


PROJECT NORTH

TRUE NORTH

DEVELOPER:
***EXTELL DEVELOPMENT COMPANY***
805 THIRD AVENUE, 7TH FLOOR
New York, NY 10022 USA
TEL: 212 712 6000 FAX: 212 712 6100

DESIGN ARCHITECT: Base Building Shell & Core
***ADRIAN SMITH + GORDON GILL ARCHITECTURE***
111 WEST MONROE STREET SUITE 2300
CHICAGO IL 60603
TEL: 312 920 1888 FAX: 312 920 1775

INTERIOR DESIGNER: Residential
***Rottet Architecture and Design Studio, PLLC***
298 Fifth Ave, 7th Floor
New York, NY 10001
TEL: 646 998 7000 FAX:

ARCHITECT OF RECORD:Base Building Shell, Core, & Residential
***AAI ARCHITECTS, P.C.***
401 Wellington St. W., 3rd Floor
Toronto, ON M5V 1E7 Canada
TEL: 416 967 1500 FAX: 416 967 7150

STRUCTURAL ENGINEERS:
***WSP CANTOR SEINUK***
228 EAST 45th Street
New York, NY 10017 USA
TEL: 212 687 9888 FAX: 646 487 5501

MEP ENGINEERS:
***AKF GROUP***
One Liberty Plaza, 165 Broadway, 22nd Floor
New York, NY 10006 USA
TEL: 212 354 5656 FAX: 212 354 5668

GEOTECHNICAL ENGINEERS:
***Langan Engineering & Environmental Services***
21 Penn Plaza - 360 West 31st Street, 8th Floor
New York, NY 10001-2727
TEL: 212 479 5400 FAX: 212 479 5444

CODE CONSULTANTS:
***Construction Consulting Associates***
100 Church Street
New York, NY 10007
TEL: 212 385 1818 FAX: 212 385 1911

CURTAINWALL CONSULTANT:
***AJLP Consulting***
40 Worth Street. Suite 826
New York, NY 10013
TEL: 212 757 5659 FAX: 646 219 8508

LANDMARK/PRESERVATION CONSULTANT:
***Jan Hird Pokorny Associates, Inc.***
39 West 37th Street, 12A
New York, NY 10018
TEL: 212 759 6462 FAX: 212 759 6540

| No. | DESCRIPTION | DATE |
|---|---|---|
| 1 | ISSUED FOR SCHEMATIC DESIGN | 04 APR 2014 |
| 2 | ISSUED FOR DESIGN DEVELOPMENT | 01 JUL 2014 |
| 3 | ISSUED FOR DESIGN DEVELOPMENT | 31 JUL 2014 |
| 4 | CD PROGRESS ISSUE 1 | 15 OCT 2014 |
| 5 | ISSUED FOR BID - MECHANICAL | 15 OCT 2014 |
| 6 | DOB SUBMISSION | 19 DEC 2014 |
| 7 | CD PROGRESS ISSUE 5 | 10 AUG 2015 |
| 8 | DOB AMENDMENT 2 | 18 SEP 2015 |
| 9 | CD PROGRESS ISSUE 6 | 02 NOV 2015 |
| 10 | CD PROGRESS ISSUE 7 | 29 JAN 2016 |
| 11 | CD PROGRESS ISSUE 8 - GMP SET | 18 MAR 2016 |
| 12 | CD BULLETIN ISSUE 4 | 15 JUL 2016 |
| 13 | DOB AMENDMENT 3 | 03 OCT 2016 |

0 4'-0" 8'-0" 16'-0"

Discrepancies must be reported immediately to the Architect before proceeding. Only figured dimensions are to be used. Contractors must check all dimensions on site. This drawing is protected by copyright.

ALL DIMENSIONS ARE SHOWN IN IMPERIAL.

CONSULTANT:
AKF
ONE LIBERTY PLAZA, 165 BROADWAY, 22nd FLOOR
NEW YORK, NY 10006
T: 212.354.5656 F: 212.354.5668
Arlington / Boston / Atlanta City / Minneapolis / New York
Philadelphia / Princeton / Fairfax / Rochester / Stamford

PROJECT:

**217 WEST 57TH STREET**
NEW YORK, NY

DRAWING TITLE:

MECHANICAL
97th and 98th FLOOR PLANS - PIPING
(MFD-135th-136th FLOOR)

SEAL & SIGNATURE:

| | |
|---|---|
| DATE: | 04/04/14 |
| PROJECT No: | Y130747-000 |
| DRAWN: MY | REV: 13 |
| CHK: PHS | |
| SCALE: 1/8" = 1'-0" | |
| DWG No: | **M-270.02** |
| DOB PAGE No: | 82 of 132 |

DOB EMPLOYEE STAMP:

DOB B-SCAN:

36" x 48" ANSI E SHEET SIZE
FILE NAME:
PLOT DATE: 10/19/2016 5:14:35 PM

DEPT OF BLDGS 121263426 Job Number
E288420502289 Scan Code

36" x 48" ANSI E SHEET SIZE

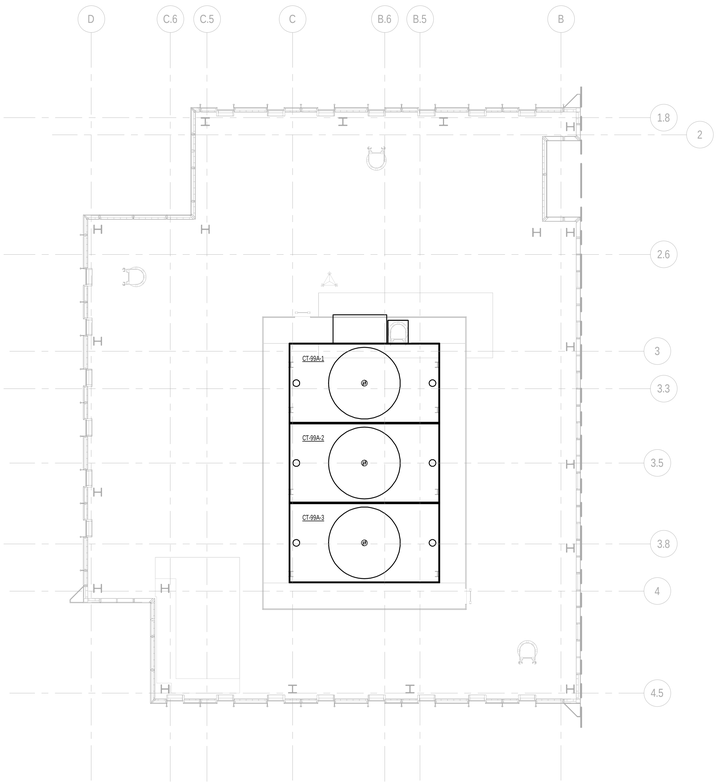


2 BMU FLOOR PLAN
SCALE: 1/8" = 1'-0"

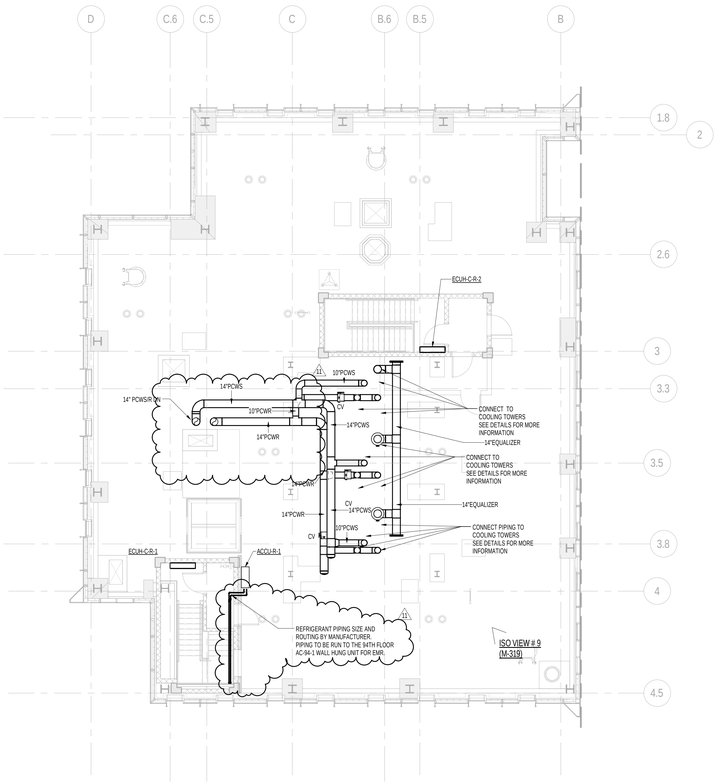


1 99th FLOOR PLAN
SCALE: 1/8" = 1'-0"



KEY PLAN:

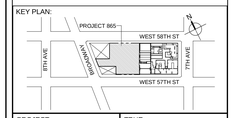


PROJECT NORTH

TRUE NORTH

DEVELOPER:
***EXTELL DEVELOPMENT COMPANY***
805 THIRD AVENUE, 7TH FLOOR
New York, NY 10022 USA
TEL: 212 712 6000 FAX: 212 712 6100

DESIGN ARCHITECT: Base Building Shell & Core
***ADRIAN SMITH + GORDON GILL ARCHITECTURE***
111 WEST MONROE STREET SUITE 2300
CHICAGO IL 60603
TEL: 312 920 1888 FAX: 312 920 1775

INTERIOR DESIGNER: Residential
***Rottet Architecture and Design Studio, PLLC***
298 Fifth Ave, 7th Floor
New York, NY 10001
TEL: 646 998 7000 FAX:

ARCHITECT OF RECORD:Base Building Shell, Core, & Residential
***AAI ARCHITECTS, P.C.***
401 Wellington St. W., 3rd Floor
Toronto, ON M5V 1E7 Canada
TEL: 416 967 1500 FAX: 416 967 7150

STRUCTURAL ENGINEERS:
***WSP CANTOR SEINUK***
228 EAST 45th Street
New York, NY 10017 USA
TEL: 212 687 9888 FAX: 646 487 5501

MEP ENGINEERS:
***AKF GROUP***
One Liberty Plaza, 165 Broadway, 22nd Floor
New York, NY 10006 USA
TEL: 212 354 5656 FAX: 212 354 5668

GEOTECHNICAL ENGINEERS:
***Langan Engineering & Environmental Services***
21 Penn Plaza - 360 West 31st Street, 8th Floor
New York, NY 10001-2727
TEL: 212 479 5400 FAX: 212 479 5444

CODE CONSULTANTS:
***Construction Consulting Associates***
100 Church Street
New York, NY 10007
TEL: 212 385 1818 FAX: 212 385 1911

CURTAINWALL CONSULTANT:
***AJLP Consulting***
40 Worth Street. Suite 826
New York, NY 10013
TEL: 212 757 5659 FAX: 646 219 8508

LANDMARK/PRESERVATION CONSULTANT:
***Jan Hird Pokorny Associates, Inc.***
39 West 37th Street, 12A
New York, NY 10018
TEL: 212 759 6462 FAX: 212 759 6540

| No. | DESCRIPTION | DATE |
|---|---|---|
| 1 | ISSUED FOR SCHEMATIC DESIGN | 04 APR 2014 |
| 2 | ISSUED FOR DESIGN DEVELOPMENT | 01 JUL 2014 |
| 3 | ISSUED FOR DESIGN DEVELOPMENT | 31 JUL 2014 |
| 4 | CD PROGRESS ISSUE 1 | 15 OCT 2014 |
| 5 | ISSUED FOR BID - MECHANICAL | 15 OCT 2014 |
| 6 | DOB SUBMISSION | 19 DEC 2014 |
| 7 | CD PROGRESS ISSUE 5 | 10 AUG 2015 |
| 8 | DOB AMENDMENT 2 | 18 SEP 2015 |
| 9 | CD PROGRESS ISSUE 6 | 02 NOV 2015 |
| 10 | CD PROGRESS ISSUE 7 | 29 JAN 2016 |
| 11 | CD PROGRESS ISSUE 8 - GMP SET | 18 MAR 2016 |
| 12 | DOB AMENDMENT 3 | 03 OCT 2016 |

0 4'-0" 8'-0" 16'-0"

Discrepancies must be reported immediately to the Architect before proceeding. Only figured dimensions are to be used. Contractors must check all dimensions on site. This drawing is protected by copyright.

ALL DIMENSIONS ARE SHOWN IN IMPERIAL.

CONSULTANT:
AKF
ONE LIBERTY PLAZA, 165 BROADWAY, 22nd FLOOR
NEW YORK, NY 10006
T: 212.354.5656 F: 212.354.5668
Arlington / Boston / Mexico City / Minneapolis / New York
Philadelphia / Princeton / Purdue / Rochester / Stamford

PROJECT:

**217 WEST 57TH STREET**
NEW YORK, NY

DRAWING TITLE:

MECHANICAL
99th and BMU FLOOR PLANS - PIPING (MFD-137th FLOOR ROOF-COOLING TOWERS/BMU)

SEAL & SIGNATURE:

STATE OF NEW YORK · PHOTOGRAPHER & MEDIA · 031 · PROFESSIONAL ENGINEER · LICENSED ARCHITECT · ASSOCIATE OF DISTINCTION

| | |
|---|---|
| DATE: | 04/04/14 |
| PROJECT No: | Y130747-000 |
| DRAWN: MY | REV: |
| CHK: PHS | 12 |
| SCALE: 1/8" = 1'-0" | |
| DWG No: | M-271.02 |
| DOB PAGE No: | 83 of 132 |

DOB EMPLOYEE STAMP:

DOB B-SCAN:

FILE NAME:
PLOT DATE: 10/19/2016 5:15:15 PM

DEPT OF BLDGS 421243426 Job Number
E300361695416 Scan Code

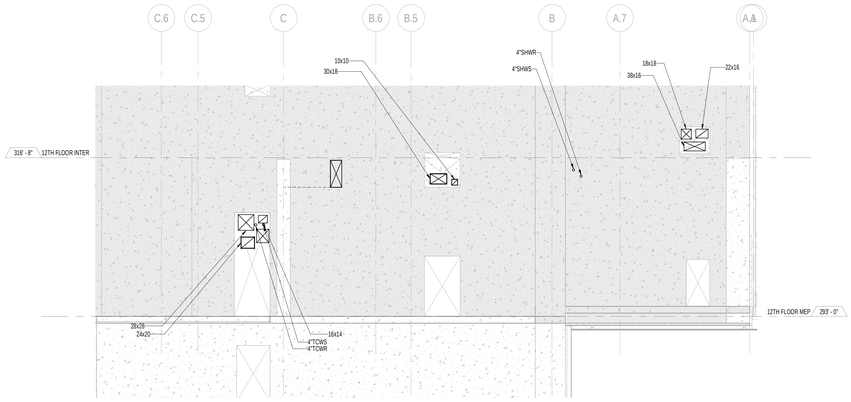


1 12TH FLOOR - G.L. 3 ELEVATION
SCALE: 1/8" = 1'-0"

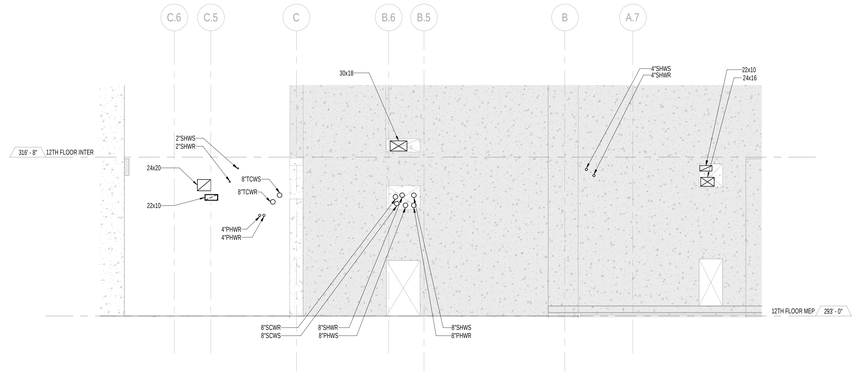


2 12TH FLOOR - G.L. 4 ELEVATION
SCALE: 1/8" = 1'-0"

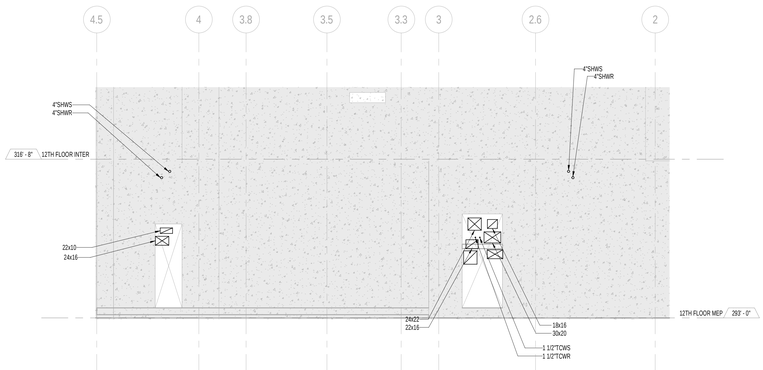


3 12TH FLOOR - G.L. B ELEVATION
SCALE: 1/8" = 1'-0"

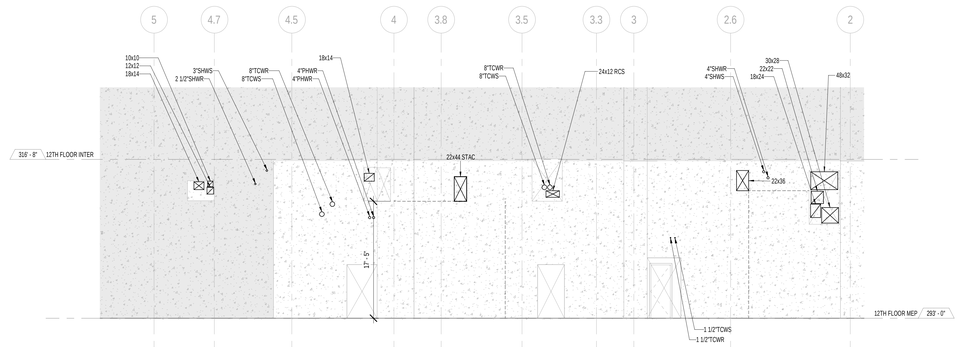


4 12TH FLOOR - G.L. C ELEVATION
SCALE: 1/8" = 1'-0"

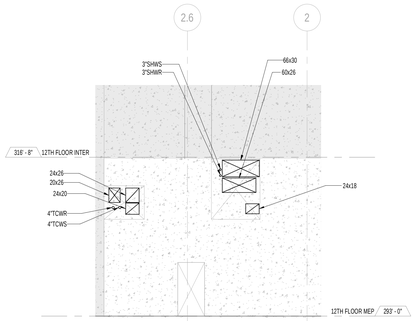


5 12TH FLOOR - G.L. D ELEVATION
SCALE: 1/8" = 1'-0"

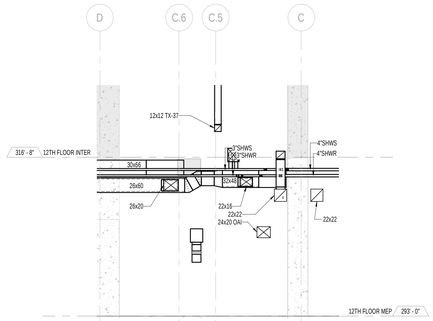


6 12TH FLOOR - MER ELEVATION 1
SCALE: 1/8" = 1'-0"

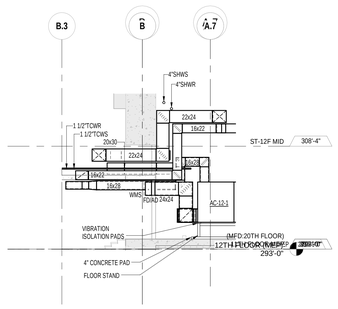


7 12TH FLOOR - MER ELEVATION 2
SCALE: 1/8" = 1'-0"

NOTE:

1. ALL PIPING TO BE PROVIDED WITH SLEEVES FOR OPENINGS BASED ON PIPE SIZE WITH ANY INSULATION REQUIREMENTS. PROVIDE FOR DESIGN REVIEW ON A COMPOSITE TRADE SLEEVE AND SLAB SHOP DRAWING.
2. REFET TO STRUCTURAL DRAWINGS FOR EXACT ELEVATION AND LOCATION OF SHEAR WALL OPENINGS.

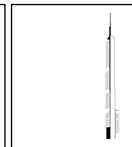

KEY PLAN:

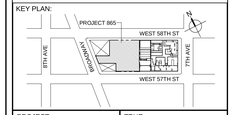


PROJECT NORTH

TRUE NORTH

DEVELOPER:
***EXTELL DEVELOPMENT COMPANY***
805 THIRD AVENUE, 7TH FLOOR
New York, NY 10022 USA
TEL: 212 712 6000 FAX: 212 712 6100

DESIGN ARCHITECT: Base Building Shell & Core
***ADRIAN SMITH + GORDON GILL ARCHITECTURE***
111 WEST MONROE STREET SUITE 2300
CHICAGO IL 60603
TEL: 312 920 1888 FAX: 312 920 1775

INTERIOR DESIGNER: Residential
***Rottet Architecture and Design Studio, PLLC***
298 Fifth Ave, 7th Floor
New York, NY 10001
TEL: 646 998 7000 FAX:

ARCHITECT OF RECORD:Base Building Shell, Core, & Residential
***AAI ARCHITECTS, P.C.***
401 Wellington St. W., 3rd Floor
Toronto, ON M5V 1E7 Canada
TEL: 416 967 1500 FAX: 416 967 7150

STRUCTURAL ENGINEERS:
***WSP CANTOR SEINUK***
228 EAST 45th Street
New York, NY 10017 USA
TEL: 212 687 9888 FAX: 646 487 5501

MEP ENGINEERS:
***AKF GROUP***
One Liberty Plaza, 165 Broadway, 22nd Floor
New York, NY 10006 USA
TEL: 212 354 5656 FAX: 212 354 5668

GEOTECHNICAL ENGINEERS:
***Langan Engineering & Environmental Services***
21 Penn Plaza - 360 West 31st Street, 8th Floor
New York, NY 10001-2727
TEL: 212 479 5400 FAX: 212 479 5444

CODE CONSULTANTS:
***Construction Consulting Associates***
100 Church Street
New York, NY 10007
TEL: 212 385 1818 FAX: 212 385 1911

CURTAINWALL CONSULTANT:
***AJLP Consulting***
40 Worth Street. Suite 826
New York, NY 10013
TEL: 212 757 5659 FAX: 646 219 8508

LANDMARK/PRESERVATION CONSULTANT:
***Jan Hird Pokorny Associates, Inc.***
39 West 37th Street, 12A
New York, NY 10018
TEL: 212 759 6462 FAX: 212 759 6540

| No. | DESCRIPTION | DATE |
|---|---|---|
| 1 | CD PROGRESS ISSUE 7 | 29 JAN 2016 |
| 2 | CD PROGRESS ISSUE 8 - GMP SET | 18 MAR 2016 |
| 3 | DOB AMENDMENT 3 | 03 OCT 2016 |

0 4'-0" 8'-0" 16'-0"

Discrepancies must be reported immediately to the Architect before proceeding. Only figured dimensions are to be used. Contractors must check all dimensions on site. This drawing is protected by copyright.

ALL DIMENSIONS ARE SHOWN IN IMPERIAL.

CONSULTANT:
AKF
ONE LIBERTY PLAZA, 165 BROADWAY, 22nd FLOOR
NEW YORK, NY 10006
T: 212.354.5656 F: 212.354.5668
Phoenix • Berlin • Mexico City • Vancouver • Santa Ana
Philadelphia • Fredericksburg • Dublin • Dresden

PROJECT:
**217 WEST 57TH STREET**
NEW YORK, NY

DRAWING TITLE:
MECHANICAL
SECTIONS - 12th FLOOR

SEAL & SIGNATURE:

| | |
|---|---|
| DATE: | 01/29/16 |
| PROJECT No: | Y130747-000 |
| DRAWN: AZ | REV: |
| CHK: PHS | 3 |
| SCALE: As indicated | |
| DWG No: | |
| **M-308.00** | |
| DOB Page No. 67 of 132 | |

DOB EMPLOYEE STAMP:

DOB B-SCAN:

36" x 48" ANSI E SHEET SIZE
FILE NAME:
PLOT DATE: 10/19/2016 5:19:21 PM

DEPT OF BLDGS 121263426 Job Number
E380480260 Scan Code

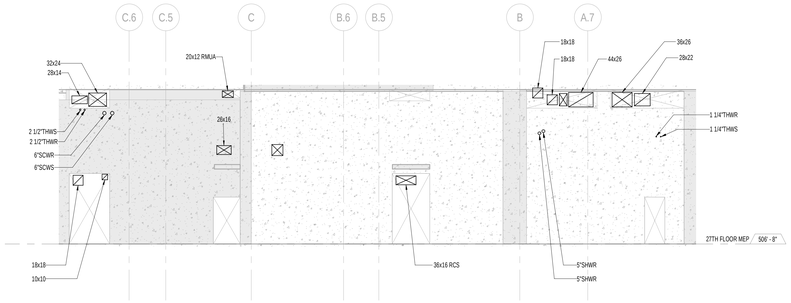


1 27TH FLOOR - G.L. 3 ELEVATION
SCALE: 1/8" = 1'-0"

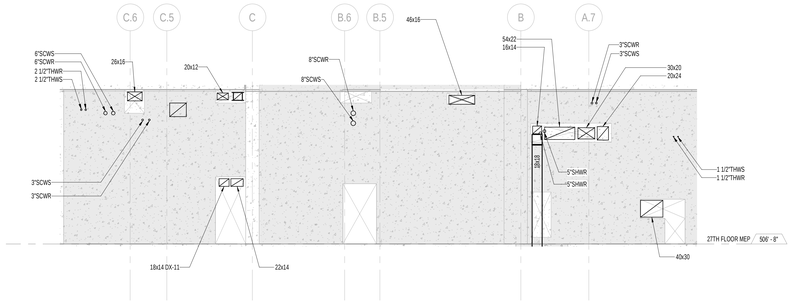


2 27TH FLOOR - G.L. 4 ELEVATION
SCALE: 1/8" = 1'-0"

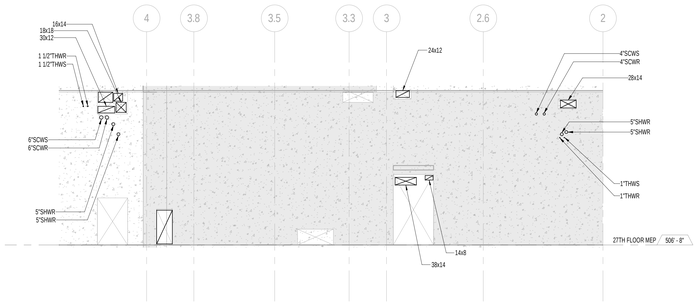


3 27TH FLOOR - G.L. B ELEVATION
SCALE: 1/8" = 1'-0"

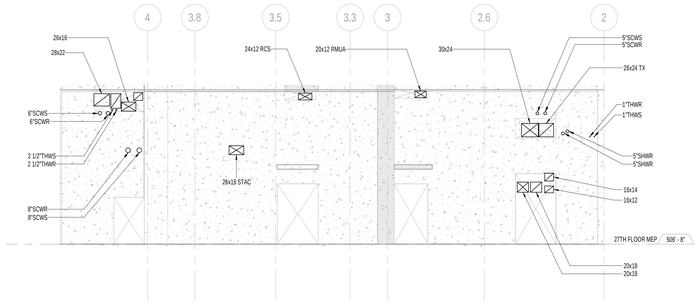


4 27TH FLOOR - G.L. C ELEVATION
SCALE: 1/8" = 1'-0"

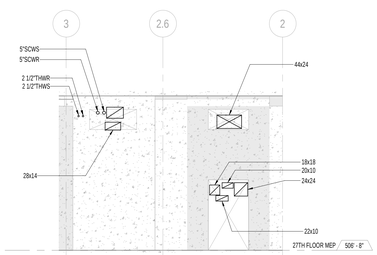


5 27TH FLOOR - G.L. D ELEVATION
SCALE: 1/8" = 1'-0"

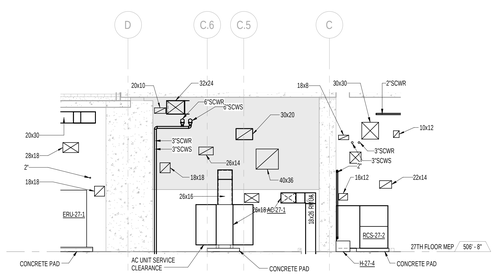


6 27TH FLOOR - MER ELEVATION 1
SCALE: 1/8" = 1'-0"

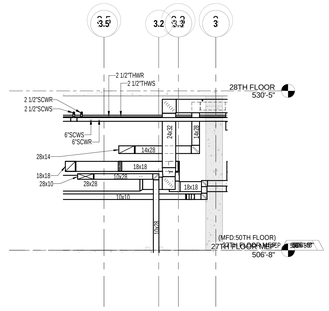


7 27TH FLOOR - MER ELEVATION 2
SCALE: 1/8" = 1'-0"

NOTE:

1. ALL PIPING TO BE PROVIDED WITH SLEEVES FOR OPENINGS BASED ON PIPE SIZE WITH ANY INSULAITON REQUIREMENTS. PROVIDE FOR DESIGN REVIEW ON A COMPOSITE TRADE SLEEVE AND SLAB SHOP DRAWING.
2. REFET TO STRUCTURAL DRAWINGS FOR EXACT ELEVAITON AND LOCATION OF SHEAR WALL OPENINGS.



KEY PLAN:

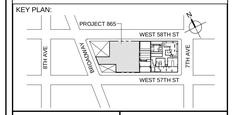


PROJECT NORTH

TRUE NORTH

DEVELOPER:
***EXTELL DEVELOPMENT COMPANY***
805 THIRD AVENUE, 7TH FLOOR
New York, NY 10022 USA
TEL: 212 712 6000 FAX: 212 712 6100

DESIGN ARCHITECT: Base Building Shell & Core
***ADRIAN SMITH + GORDON GILL ARCHITECTURE***
111 WEST MONROE STREET SUITE 2300
CHICAGO IL 60603
TEL: 312 920 1888 FAX: 312 920 1775

INTERIOR DESIGNER: Residential
***Rottet Architecture and Design Studio, PLLC***
298 Fifth Ave, 7th Floor
New York, NY 10001
TEL: 646 998 7000 FAX:

ARCHITECT OF RECORD:Base Building Shell, Core, & Residential
***AAI ARCHITECTS, P.C.***
401 Wellington St. W., 3rd Floor
Toronto, ON M5V 1E7 Canada
TEL: 416 967 1500 FAX: 416 967 7150

STRUCTURAL ENGINEERS:
***WSP CANTOR SEINUK***
228 EAST 45th Street
New York, NY 10017 USA
TEL: 212 687 9888 FAX: 646 487 5501

MEP ENGINEERS:
***AKF GROUP***
One Liberty Plaza, 165 Broadway, 22nd Floor
New York, NY 10006 USA
TEL: 212 354 5656 FAX: 212 354 5668

GEOTECHNICAL ENGINEERS:
***Langan Engineering & Environmental Services***
21 Penn Plaza - 360 West 31st Street, 8th Floor
New York, NY 10001-2727
TEL: 212 479 5400 FAX: 212 479 5444

CODE CONSULTANTS:
***Construction Consulting Associates***
100 Church Street
New York, NY 10007
TEL: 212 385 1818 FAX: 212 385 1911

CURTAINWALL CONSULTANT:
***AJLP Consulting***
40 Worth Street. Suite 826
New York, NY 10013
TEL: 212 757 5659 FAX: 646 219 8508

LANDMARK/PRESERVATION CONSULTANT:
***Jan Hird Pokorny Associates, Inc.***
39 West 37th Street, 12A
New York, NY 10018
TEL: 212 759 6462 FAX: 212 759 6540

| No. | DESCRIPTION | DATE |
|---|---|---|
| 1 | CD PROGRESS ISSUE 7 | 29 JAN 2016 |
| 2 | CD PROGRESS ISSUE 8 - GMP SET | 18 MAR 2016 |
| 3 | DOB AMENDMENT 3 | 03 OCT 2016 |

0 4'-0" 8'-0" 16'-0"

Discrepancies must be reported immediately to the Architect before proceeding. Only figured dimensions are to be used. Contractors must check all dimensions on site. This drawing is protected by copyright.

ALL DIMENSIONS ARE SHOWN IN IMPERIAL.

CONSULTANT:
A|K F
ONE LIBERTY PLAZA, 165 BROADWAY, 22nd FLOOR
NEW YORK, NY 10006
T: 212.354.5656 F: 212.354.5668
Arlington / Boston / Mexico City / Minneapolis / New York
Philadelphia / Princeton / Toronto / Vancouver / Montreal

PROJECT:

**217 WEST 57TH STREET**
NEW YORK, NY

DRAWING TITLE:

MECHANICAL
SECTIONS -27th FLOOR

SEAL & SIGNATURE:

| | |
|---|---|
| DATE: | 01/29/16 |
| PROJECT No: | Y130747-000 |
| DRAWN: AZ | REV: |
| CHK: MS/PHS | 3 |
| DWG No: | |
| M-309.00 | |

SHEET 132 OF 132

DOB EMPLOYEE STAMP:

DOB B-SCAN:

36" x 48" ANSI E SHEET SIZE
FILE NAME:
PLOT DATE: 10/19/2016 5:20:34 PM

DEPT OF BLDGS 121205825 Job Number
E532739401B Scan Code

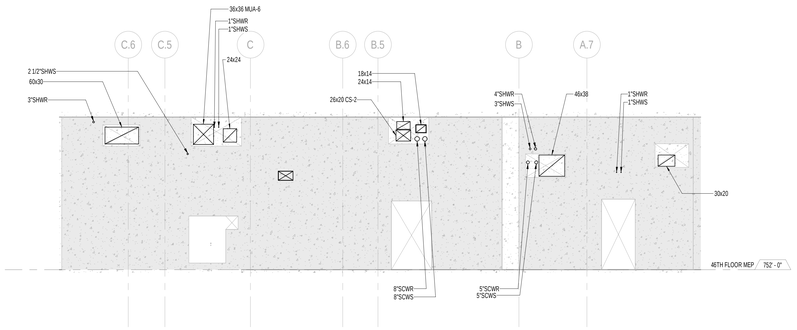


1 46TH FLOOR - G.L. 3 ELEVATION
SCALE: 1/8" = 1'-0"

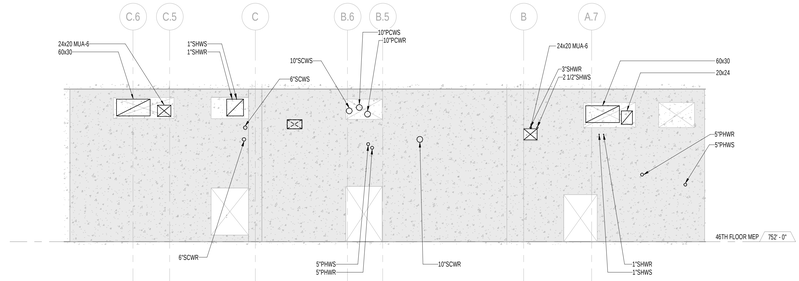


2 46TH FLOOR - G.L. 4 ELEVATION
SCALE: 1/8" = 1'-0"

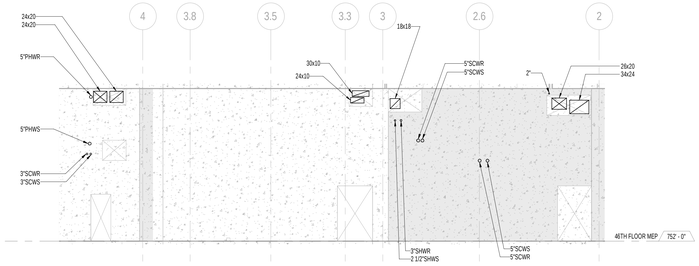


3 46TH FLOOR - G.L. B ELEVATION
SCALE: 1/8" = 1'-0"

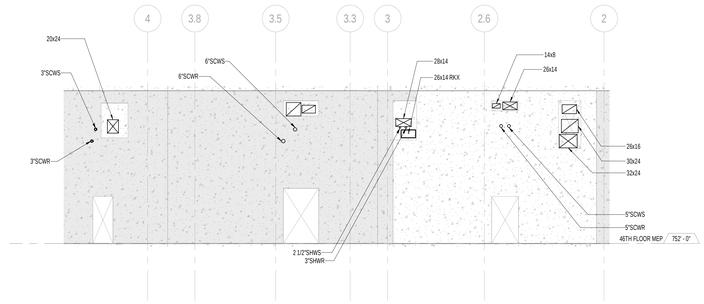


4 46TH FLOOR - G.L. C ELEVATION
SCALE: 1/8" = 1'-0"

NOTE:

1. ALL PIPING TO BE PROVIDED WITH SLEEVES FOR OPENINGS BASED ON PIPE SIZE WITH ANY INSULAITON REQUIREMENTS. PROVIDE FOR DESIGN REVIEW ON A COMPOSITE TRADE SLEEVE AND SLAB SHOP DRAWING.
2. REFET TO STRUCTURAL DRAWINGS FOR EXACT ELEVAITON AND LOCATION OF SHEAR WALL OPENINGS.



KEY PLAN:

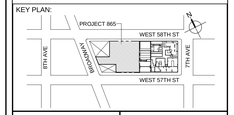


PROJECT NORTH

TRUE NORTH

DEVELOPER:
***EXTELL DEVELOPMENT COMPANY***
805 THIRD AVENUE, 7TH FLOOR
New York, NY 10022 USA
TEL: 212 712 6000 FAX: 212 712 6100

DESIGN ARCHITECT: Base Building Shell & Core
***ADRIAN SMITH + GORDON GILL ARCHITECTURE***
111 WEST MONROE STREET SUITE 2300
CHICAGO IL 60603
TEL: 312 920 1888 FAX: 312 920 1775

INTERIOR DESIGNER: Residential
***Rottet Architecture and Design Studio, PLLC***
298 Fifth Ave, 7th Floor
New York, NY 10001
TEL: 646 998 7000 FAX:

ARCHITECT OF RECORD:Base Building Shell, Core, & Residential
***AAI ARCHITECTS, P.C.***
401 Wellington St. W., 3rd Floor
Toronto, ON M5V 1E7 Canada
TEL: 416 967 1500 FAX: 416 967 7150

STRUCTURAL ENGINEERS:
***WSP CANTOR SEINUK***
228 EAST 45th Street
New York, NY 10017 USA
TEL: 212 687 9888 FAX: 646 487 5501

MEP ENGINEERS:
***AKF GROUP***
One Liberty Plaza, 165 Broadway, 22nd Floor
New York, NY 10006 USA
TEL: 212 354 5656 FAX: 212 354 5668

GEOTECHNICAL ENGINEERS:
***Langan Engineering & Environmental Services***
21 Penn Plaza - 360 West 31st Street, 8th Floor
New York, NY 10001-2727
TEL: 212 479 5400 FAX: 212 479 5444

CODE CONSULTANTS:
***Construction Consulting Associates***
100 Church Street
New York, NY 10007
TEL: 212 385 1818 FAX: 212 385 1911

CURTAINWALL CONSULTANT:
***AJLP Consulting***
40 Worth Street. Suite 826
New York, NY 10013
TEL: 212 757 5659 FAX: 646 219 8508

LANDMARK/PRESERVATION CONSULTANT:
***Jan Hird Pokorny Associates, Inc.***
39 West 37th Street, 12A
New York, NY 10018
TEL: 212 759 6462 FAX: 212 759 6540

| No. | DESCRIPTION | DATE |
|---|---|---|
| 1 | CD PROGRESS ISSUE 7 | 29 JAN 2016 |
| 2 | CD PROGRESS ISSUE 8 - GMP SET | 18 MAR 2016 |
| 3 | DOB AMENDMENT 3 | 03 OCT 2016 |

0 4'-0" 8'-0" 16'-0"

Discrepancies must be reported immediately to the Architect before proceeding. Only figured dimensions are to be used. Contractors must check all dimensions on site. This drawing is protected by copyright.

ALL DIMENSIONS ARE SHOWN IN IMPERIAL.

CONSULTANT:
AKF
ONE LIBERTY PLAZA, 165 BROADWAY, 22nd FLOOR
NEW YORK, NY 10006
T: 212.354.5656 F: 212.354.5668
Arlington / Boston / Mexico City / Minneapolis / New York
Philadelphia / Princeton / Toronto / Vancouver / Montreal

PROJECT:

**217 WEST 57TH STREET**
NEW YORK, NY

DRAWING TITLE:

MECHANICAL
SECTIONS - 46th FLOOR

SEAL & SIGNATURE:

STATE OF NEW YORK · CHRISTOPHER D. MOLLOY · 081 OFFICE OF PROFESSIONAL ENGINEER

| | |
|---|---|
| DATE: | 01/29/16 |
| PROJECT No: | Y130747-000 |
| DRAWN: AZ | REV: |
| CHK: PHS | 3 |
| DWG No: | M-310.00 |

DOB PAGE NO. 30 OF 132

DOB EMPLOYEE STAMP:

DOB B-SCAN:

36" x 48" ANSI E SHEET SIZE

FILE NAME:
PLOT DATE: 10/13/2016 5:21:32 PM

DEPT OF BLDGS 121253525 Job Number
E384773905 Scan Code

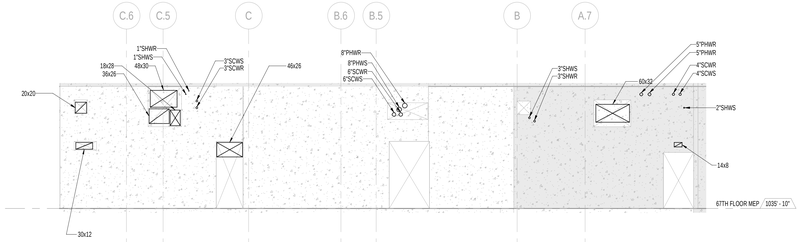


1 67TH FLOOR - G.L. 3 ELEVATION
SCALE: 1/8" = 1'-0"

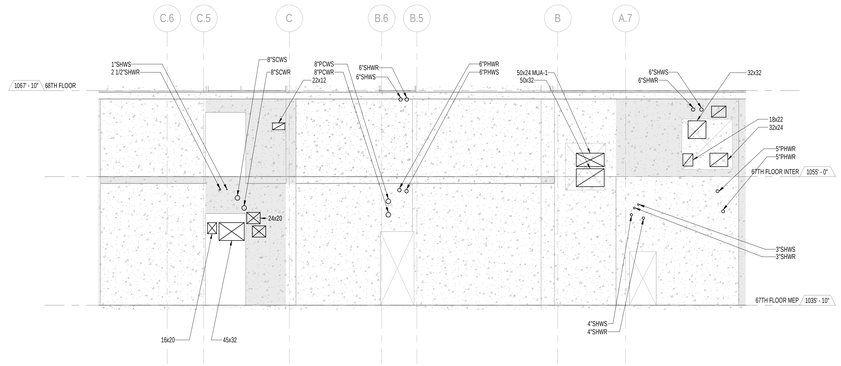


2 67TH FLOOR - G.L. 4 ELEVATION
SCALE: 1/8" = 1'-0"

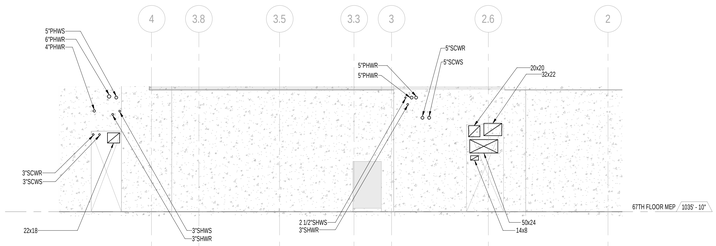


3 67TH FLOOR - G.L. B ELEVATION
SCALE: 1/8" = 1'-0"

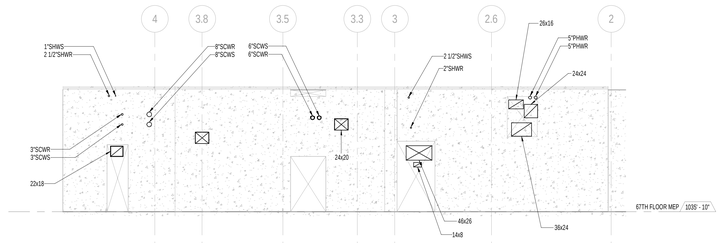


4 67TH FLOOR - G.L. C ELEVATION
SCALE: 1/8" = 1'-0"

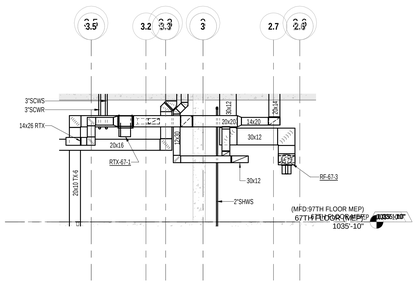


5 67TH FLOOR - MER ELEVATION 1
SCALE: 1/8" = 1'-0"

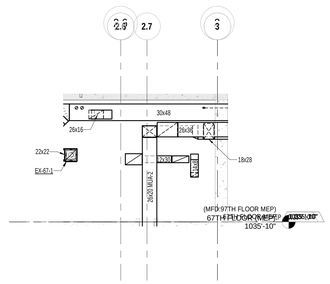


6 67TH FLOOR - MER ELEVATION 2
SCALE: 1/8" = 1'-0"

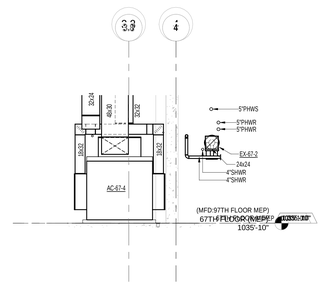


7 67TH FLOOR - MER ELEVATION 3
SCALE: 1/8" = 1'-0"

NOTE:

1. ALL PIPING TO BE PROVIDED WITH SLEEVES FOR OPENINGS BASED ON PIPE SIZE WITH ANY INSULAITON REQUIREMENTS. PROVIDE FOR DESIGN REVIEW ON A COMPOSITE TRADE SLEEVE AND SLAB SHOP DRAWING.
2. REFET TO STRUCTURAL DRAWINGS FOR EXACT ELEVAITON AND LOCATION OF SHEAR WALL OPENINGS.

KEY PLAN:

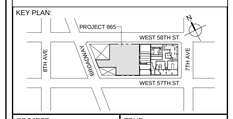


PROJECT NORTH

TRUE NORTH

DEVELOPER:
***EXTELL DEVELOPMENT COMPANY***
805 THIRD AVENUE, 7TH FLOOR
New York, NY 10022 USA
TEL: 212 712 6000 FAX: 212 712 6100

DESIGN ARCHITECT: Base Building Shell & Core
***ADRIAN SMITH + GORDON GILL ARCHITECTURE***
111 WEST MONROE STREET SUITE 2300
CHICAGO IL 60603
TEL: 312 920 1888 FAX: 312 920 1775

INTERIOR DESIGNER: Residential
***Rottet Architecture and Design Studio, PLLC***
298 Fifth Ave, 7th Floor
New York, NY 10001
TEL: 646 998 7000 FAX:

ARCHITECT OF RECORD:Base Building Shell, Core, & Residential
***AAI ARCHITECTS, P.C.***
401 Wellington St. W., 3rd Floor
Toronto, ON M5V 1E7 Canada
TEL: 416 967 1500 FAX: 416 967 7150

STRUCTURAL ENGINEERS:
***WSP CANTOR SEINUK***
228 EAST 45th Street
New York, NY 10017 USA
TEL: 212 687 9888 FAX: 646 487 5501

MEP ENGINEERS:
***AKF GROUP***
One Liberty Plaza, 165 Broadway, 22nd Floor
New York, NY 10006 USA
TEL: 212 354 5656 FAX: 212 354 5668

GEOTECHNICAL ENGINEERS:
***Langan Engineering & Environmental Services***
21 Penn Plaza - 360 West 31st Street, 8th Floor
New York, NY 10001-2727
TEL: 212 479 5400 FAX: 212 479 5444

CODE CONSULTANTS:
***Construction Consulting Associates***
100 Church Street
New York, NY 10007
TEL: 212 385 1818 FAX: 212 385 1911

CURTAINWALL CONSULTANT:
***AJLP Consulting***
40 Worth Street. Suite 826
New York, NY 10013
TEL: 212 757 5659 FAX: 646 219 8508

LANDMARK/PRESERVATION CONSULTANT:
***Jan Hird Pokorny Associates, Inc.***
39 West 37th Street, 12A
New York, NY 10018
TEL: 212 759 6462 FAX: 212 759 6540

| No. | DESCRIPTION | DATE |
|---|---|---|
| 1 | CD PROGRESS ISSUE 7 | 29 JAN 2016 |
| 2 | CD PROGRESS ISSUE 8 - GMP SET | 18 MAR 2016 |
| 3 | DOB AMENDMENT 3 | 03 OCT 2016 |

0 4'-0" 8'-0" 16'-0"

Discrepancies must be reported immediately to the Architect before proceeding. Only figured dimensions are to be used. Contractors must check all dimensions on site. This drawing is protected by copyright.

ALL DIMENSIONS ARE SHOWN IN IMPERIAL.

CONSULTANT:
AKF
ONE LIBERTY PLAZA, 165 BROADWAY, 22nd FLOOR
NEW YORK, NY 10006
T: 212.354.5656 F: 212.354.5668
Atlanta • Berlin • Beijing • Dubai • Dublin • Frankfurt • Hong Kong • Istanbul • London • Los Angeles • Moscow • Paris • Shanghai • Singapore • Tel Aviv • Tokyo • Washington • Zurich

PROJECT:

**217 WEST 57TH STREET**
NEW YORK, NY

DRAWING TITLE:

MECHANICAL
SECTIONS - 67th FLOOR

SEAL & SIGNATURE:

STATE OF NEW YORK · CHRISTOPHER J. MOORE · 075170 · LICENSED PROFESSIONAL ENGINEER

| | |
|---|---|
| DATE: | 01/29/16 |
| PROJECT No: | Y130747-000 |
| DRAWN: AZ | REV: |
| CHK: PHS | 3 |
| SCALE: AS SHOWN | |
| DWG No: | M-311.00 |
| SHEET PAGE No. 70 of 132 | |

DOB EMPLOYEE STAMP:

DOB B-SCAN:

36" x 48" ANSI E SHEET SIZE
FILE NAME:
PLOT DATE: 10/18/2016 5:22:41 PM

DEPT OF BLDGS 121263626 Job Number
E3297903954 Scan Code

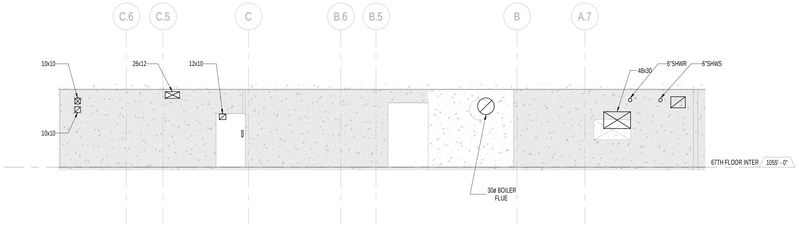


1 67 INTER - G.L. 3 ELEVATION
SCALE: 1/8" = 1'-0"

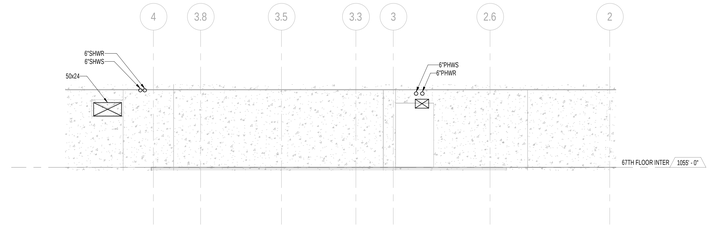


2 67 INTER - G.L. B ELEVATION
SCALE: 1/8" = 1'-0"

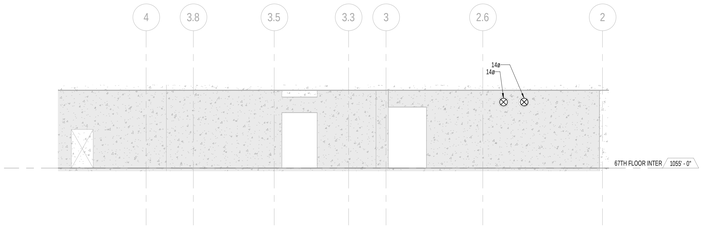


3 67 INTER - G.L. C ELEVATION
SCALE: 1/8" = 1'-0"

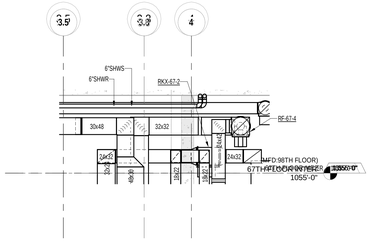


4 67 INTER - MER ELEVATION 1
SCALE: 1/8" = 1'-0"

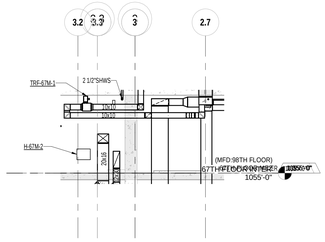


5 67 INTER - MER ELEVATION 2
SCALE: 1/8" = 1'-0"

NOTE:

1. ALL PIPING TO BE PROVIDED WITH SLEEVES FOR OPENINGS BASED ON PIPE SIZE WITH ANY INSULAITON REQUIREMENTS. PROVIDE FOR DESIGN REVIEW ON A COMPOSITE TRADE SLEEVE AND SLAB SHOP DRAWING.
2. REFET TO STRUCTURAL DRAWINGS FOR EXACT ELEVAITON AND LOCATION OF SHEAR WALL OPENINGS.



KEY PLAN:

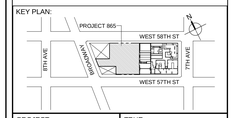


PROJECT NORTH

TRUE NORTH

DEVELOPER:
***EXTELL DEVELOPMENT COMPANY***
805 THIRD AVENUE, 7TH FLOOR
New York, NY 10022 USA
TEL: 212 712 6000 FAX: 212 712 6100

DESIGN ARCHITECT: Base Building Shell & Core
***ADRIAN SMITH + GORDON GILL ARCHITECTURE***
111 WEST MONROE STREET SUITE 2300
CHICAGO IL 60603
TEL: 312 920 1888 FAX: 312 920 1775

INTERIOR DESIGNER: Residential
***Rottet Architecture and Design Studio, PLLC***
298 Fifth Ave, 7th Floor
New York, NY 10001
TEL: 646 998 7000 FAX:

ARCHITECT OF RECORD:Base Building Shell, Core, & Residential
***AAI ARCHITECTS, P.C.***
401 Wellington St. W., 3rd Floor
Toronto, ON M5V 1E7 Canada
TEL: 416 967 1500 FAX: 416 967 7150

STRUCTURAL ENGINEERS:
***WSP CANTOR SEINUK***
228 EAST 45th Street
New York, NY 10017 USA
TEL: 212 687 9888 FAX: 646 487 5501

MEP ENGINEERS:
***AKF GROUP***
One Liberty Plaza, 165 Broadway, 22nd Floor
New York, NY 10006 USA
TEL: 212 354 5656 FAX: 212 354 5668

GEOTECHNICAL ENGINEERS:
***Langan Engineering & Environmental Services***
21 Penn Plaza - 360 West 31st Street, 8th Floor
New York, NY 10001-2727
TEL: 212 479 5400 FAX: 212 479 5444

CODE CONSULTANTS:
***Construction Consulting Associates***
100 Church Street
New York, NY 10007
TEL: 212 385 1818 FAX: 212 385 1911

CURTAINWALL CONSULTANT:
***AJLP Consulting***
40 Worth Street. Suite 826
New York, NY 10013
TEL: 212 757 5659 FAX: 646 219 8508

LANDMARK/PRESERVATION CONSULTANT:
***Jan Hird Pokorny Associates, Inc.***
39 West 37th Street, 12A
New York, NY 10018
TEL: 212 759 6462 FAX: 212 759 6540

| No. | DESCRIPTION | DATE |
|---|---|---|
| 1 | CD PROGRESS ISSUE 7 | 29 JAN 2016 |
| 2 | CD PROGRESS ISSUE 8 - GMP SET | 18 MAR 2016 |
| 3 | DOB AMENDMENT 3 | 03 OCT 2016 |

0 4' - 0" 8' - 0" 16' - 0"

Discrepancies must be reported immediately to the Architect before proceeding. Only figured dimensions are to be used. Contractors must check all dimensions on site. This drawing is protected by copyright.

ALL DIMENSIONS ARE SHOWN IN IMPERIAL.

CONSULTANT:
AKF
ONE LIBERTY PLAZA, 165 BROADWAY, 22nd FLOOR
NEW YORK, NY 10006
T: 212.354.5656 F: 212.354.5668
Atlanta / Boise / Metro Dc / Minneapolis / New York
Philadelphia / Princeton / Tucson / Rochester / Sunbelt

PROJECT:

**217 WEST 57TH STREET**
NEW YORK, NY

DRAWING TITLE:

MECHANICAL
SECTIONS - 67Th FLOOR INTER

SEAL & SIGNATURE:

STATE OF NEW YORK · MICHAEL A. SHERIDAN · No. 079135 · LICENSED PROFESSIONAL ENGINEER

| | |
|---|---|
| DATE: | 01/29/16 |
| PROJECT No: | Y130747-000 |
| DRAWN: AZ | REV: 3 |
| CHK: PHS | |
| SCALE: As indicated | |
| DWG No: | M-312.00 |
| DOB PAGE No: 91 of 132 | |

DOB EMPLOYEE STAMP:

DOB B-SCAN:

36" x 48" AVAYE E-SHEET SIZE
FILE NAME:
PLOT DATE: 10/10/2016 5:22:17 PM

DEPT OF BLDGS 121205825 Job Number
E352007544 Scan Code

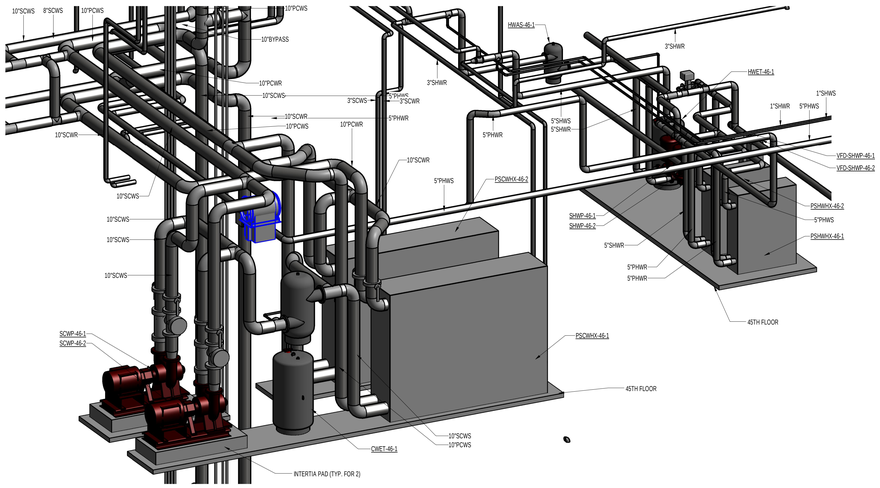


1 ISOMETRIC VIEW #5 - 46 MER (PIPING ONLY)
SCALE:

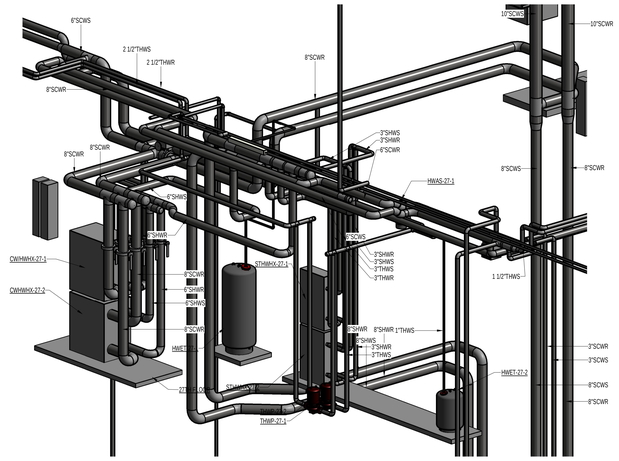


2 ISOMETRIC VIEW #6 - 27 MER (PIPING ONLY)
SCALE:

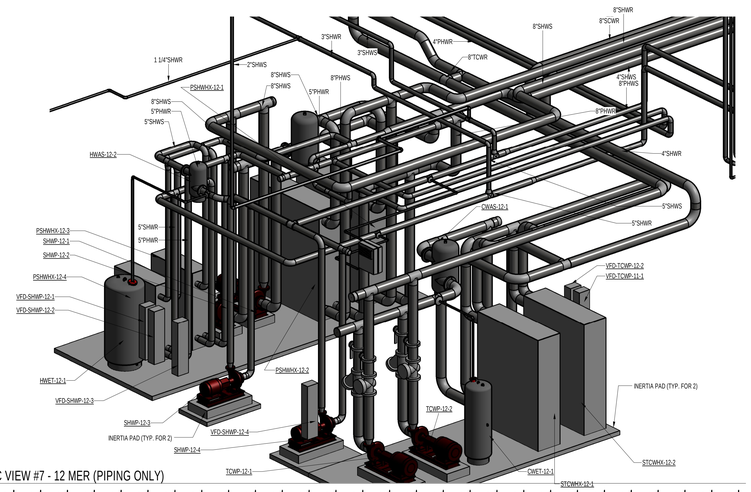


3 ISOMETRIC VIEW #7 - 12 MER (PIPING ONLY)
SCALE:

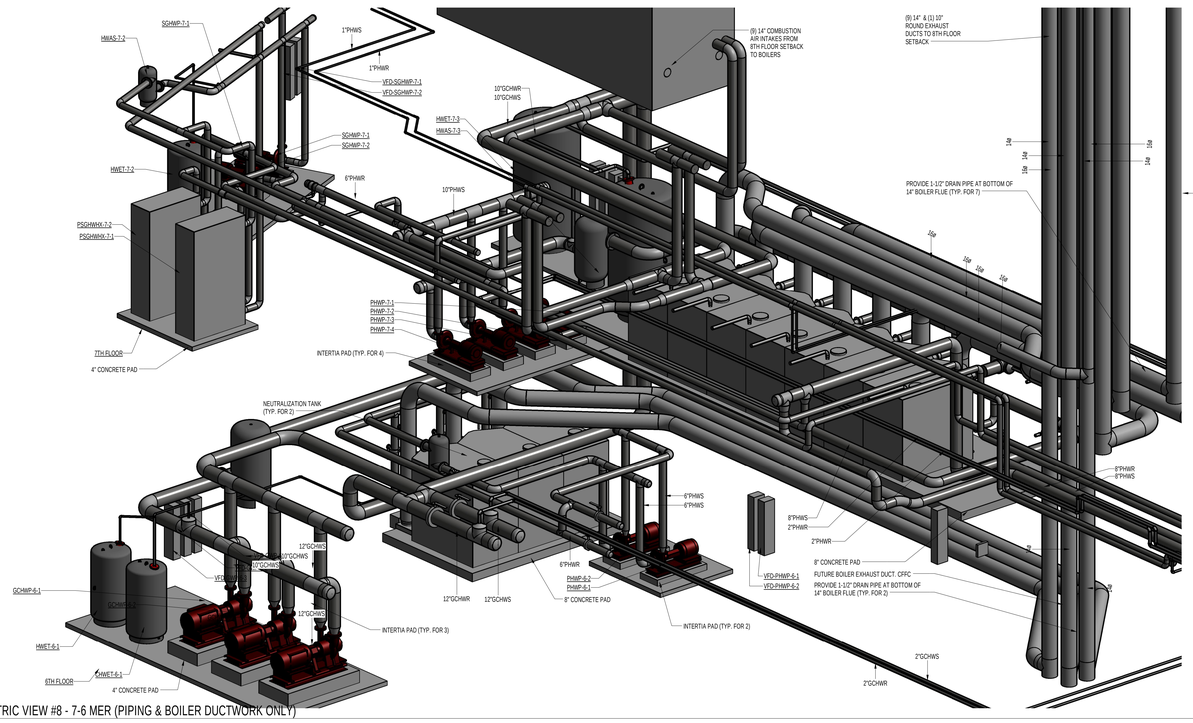


4 ISOMETRIC VIEW #8 - 7-6 MER (PIPING & BOILER DUCTWORK ONLY)
SCALE:



KEY PLAN:

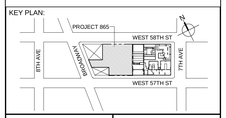


PROJECT NORTH

TRUE NORTH

DEVELOPER:
***EXTELL DEVELOPMENT COMPANY***
805 THIRD AVENUE, 7TH FLOOR
New York, NY 10022 USA
TEL: 212 712 6000 FAX: 212 712 6100

DESIGN ARCHITECT: Base Building Shell & Core
***ADRIAN SMITH + GORDON GILL ARCHITECTURE***
111 WEST MONROE STREET SUITE 2300
CHICAGO IL 60603
TEL: 312 920 1888 FAX: 312 920 1775

INTERIOR DESIGNER: Residential
***Rottet Architecture and Design Studio, PLLC***
298 Fifth Ave, 7th Floor
New York, NY 10001
TEL: 646 998 7000 FAX:

ARCHITECT OF RECORD:Base Building Shell, Core, & Residential
***AAI ARCHITECTS, P.C.***
401 Wellington St. W., 3rd Floor
Toronto, ON M5V 1E7 Canada
TEL: 416 967 1500 FAX: 416 967 7150

STRUCTURAL ENGINEERS:
***WSP CANTOR SEINUK***
228 EAST 45th Street
New York, NY 10017 USA
TEL: 212 687 9888 FAX: 646 487 5501

MEP ENGINEERS:
***AKF GROUP***
One Liberty Plaza, 165 Broadway, 22nd Floor
New York, NY 10006 USA
TEL: 212 354 5656 FAX: 212 354 5668

GEOTECHNICAL ENGINEERS:
***Langan Engineering & Environmental Services***
21 Penn Plaza - 360 West 31st Street, 8th Floor
New York, NY 10001-2727
TEL: 212 479 5400 FAX: 212 479 5444

CODE CONSULTANTS:
***Construction Consulting Associates***
100 Church Street
New York, NY 10007
TEL: 212 385 1818 FAX: 212 385 1911

CURTAINWALL CONSULTANT:
***AJLP Consulting***
40 Worth Street. Suite 826
New York, NY 10013
TEL: 212 757 5659 FAX: 646 219 8508

LANDMARK/PRESERVATION CONSULTANT:
***Jan Hird Pokorny Associates, Inc.***
39 West 37th Street, 12A
New York, NY 10018
TEL: 212 759 6462 FAX: 212 759 6540

| No. | DESCRIPTION | DATE |
|---|---|---|
| 1 | ISSUED FOR SCHEMATIC DESIGN | 04 APR 2014 |
| 2 | ISSUED FOR DESIGN DEVELOPMENT | 01 JUL 2014 |
| 3 | ISSUED FOR DESIGN DEVELOPMENT | 31 JUL 2014 |
| 4 | CD PROGRESS ISSUE 1 | 15 OCT 2014 |
| 5 | DOB SUBMISSION | 19 DEC 2014 |
| 6 | CD PROGRESS ISSUE 5 | 10 AUG 2015 |
| 7 | DOB AMENDMENT 2 | 18 SEP 2015 |
| 8 | CD PROGRESS ISSUE 7 | 29 JAN 2016 |
| 9 | CD PROGRESS ISSUE 8 - GMP SET | 18 MAR 2016 |
| 10 | DOB AMENDMENT 3 | 03 OCT 2016 |

0 4'-0" 8'-0" 16'-0"

Discrepancies must be reported immediately to the Architect before proceeding. Only figured dimensions are to be used. Contractors must check all dimensions on site. This drawing is protected by copyright.

ALL DIMENSIONS ARE SHOWN IN IMPERIAL.

CONSULTANT:
AKF
ONE LIBERTY PLAZA, 165 BROADWAY, 22nd FLOOR
NEW YORK, NY 10006
T: 212.354.5656 F: 212.354.5668
Phoenix • Denver • Los Angeles • San Francisco • Seattle • Washington • Beijing • Hong Kong • Mumbai • Dubai • Shanghai • Tokyo • Singapore

PROJECT:
**217 WEST 57TH STREET**
NEW YORK, NY

DRAWING TITLE:
MECHANICAL
ISOMETRIC VIEWS

SEAL & SIGNATURE:

STATE OF NEW YORK · PHILIP H. SCHUTZ · No. 075170 · LICENSED PROFESSIONAL ENGINEER

| | |
|---|---|
| DATE: | 04/04/14 |
| PROJECT No: | Y130747-000 |
| DRAWN: MY | REV: |
| CHK: PHS | 10 |
| SCALE: | |
| DWG No: | M-320.02 |
| DOB PAGE No: | 93 of 132 |

DOB EMPLOYEE STAMP: DOB B-SCAN:

36" x 48" ANSI E - SHEET SIZE
FILE NAME:
PLOT DATE: 10/18/2016 9:55:41 PM

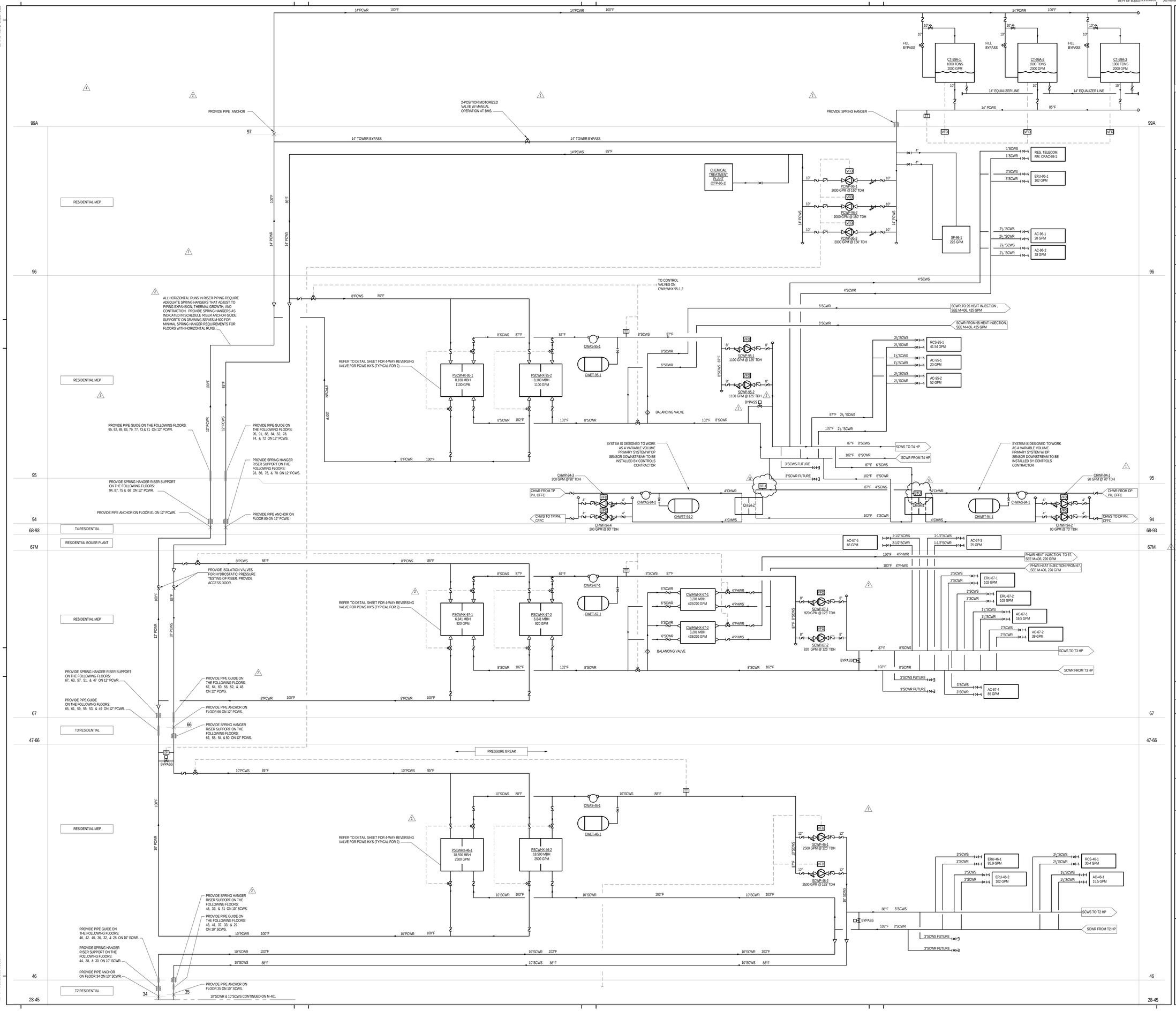


KEY PLAN:

PROJECT NORTH

TRUE NORTH

DEVELOPER:
**EXTELL DEVELOPMENT COMPANY**
805 THIRD AVENUE, 7TH FLOOR
New York, NY 10022 USA
TEL: 212 712 6000 FAX: 212 712 6100

DESIGN ARCHITECT: Base Building Shell & Core
**ADRIAN SMITH + GORDON GILL ARCHITECTURE**
111 WEST MONROE STREET SUITE 2300
CHICAGO IL 60603
TEL: 312 920 1888 FAX: 312 920 1775

INTERIOR DESIGNER: Residential
**Rottet Architecture and Design Studio, PLLC**
298 Fifth Ave, 7th Floor
New York, NY 10001
TEL: 646 998 7000 FAX:

ARCHITECT OF RECORD:Base Building Shell, Core, & Residential
**AAI ARCHITECTS, P.C.**
401 Wellington St. W., 3rd Floor
Toronto, ON M5V 1E7 Canada
TEL: 416 967 1500 FAX: 416 967 7150

STRUCTURAL ENGINEERS:
**WSP CANTOR SEINUK**
228 EAST 45th Street
New York, NY 10017 USA
TEL: 212 687 9888 FAX: 646 487 5501

MEP ENGINEERS:
**AKF GROUP**
One Liberty Plaza, 165 Broadway, 22nd Floor
New York, NY 10006 USA
TEL: 212 354 5656 FAX: 212 354 5668

GEOTECHNICAL ENGINEERS:
**Langan Engineering & Environmental Services**
21 Penn Plaza - 360 West 31st Street, 8th Floor
New York, NY 10001-2727
TEL: 212 479 5400 FAX: 212 479 5444

CODE CONSULTANTS:
**Construction Consulting Associates**
100 Church Street
New York, NY 10007
TEL: 212 385 1818 FAX: 212 385 1911

CURTAINWALL CONSULTANT:
**AJLP Consulting**
40 Worth Street. Suite 826
New York, NY 10013
TEL: 212 757 5659 FAX: 646 219 8508

LANDMARK/PRESERVATION CONSULTANT:
**Jan Hird Pokorny Associates, Inc.**
39 West 37th Street, 12A
New York, NY 10018
TEL: 212 759 6462 FAX: 212 759 6540

| No. | DESCRIPTION | DATE |
|---|---|---|
| 1 | ISSUED FOR SCHEMATIC DESIGN | 04 APR 2014 |
| 2 | ISSUED FOR DESIGN DEVELOPMENT | 01 JUL 2014 |
| 3 | ISSUED FOR DESIGN DEVELOPMENT | 31 JUL 2014 |
| 4 | CD PROGRESS ISSUE 1 | 15 OCT 2014 |
| 5 | ISSUED FOR BID - MECHANICAL | 15 OCT 2014 |
| 6 | DOB SUBMISSION | 19 DEC 2014 |
| 7 | CD PROGRESS ISSUE 3 | 09 MAR 2015 |
| 8 | CD PROGRESS ISSUE 5 | 10 AUG 2015 |
| 9 | DOB AMENDMENT 2 | 18 SEP 2015 |
| 10 | CD PROGRESS ISSUE 7 | 29 JAN 2016 |
| 11 | CD PROGRESS ISSUE 8 - GMP SET | 18 MAR 2016 |
| 12 | CD BULLETIN ISSUE 2 | 06 MAY 2016 |
| 13 | DOB AMENDMENT 3 | 03 OCT 2016 |

0 4' - 0" 8' - 0" 16' - 0"

Discrepancies must be reported immediately to the Architect before proceeding. Only figured dimensions are to be used. Contractors must check all dimensions on site. This drawing is protected by copyright.

ALL DIMENSIONS ARE SHOWN IN IMPERIAL.

CONSULTANT:
AKF
ONE LIBERTY PLAZA, 165 BROADWAY, 22nd FLOOR
NEW YORK, NY 10006
T: 212.354.5656 F: 212.354.5668
Atlanta / Boise / Metro Chi / Minneapolis / New York
Philadelphia / Princeton / Tucson / Vancouver / Zurich

PROJECT:
**217 WEST 57TH STREET**
NEW YORK, NY

DRAWING TITLE:
MECHANICAL
CONDENSER WATER RISER
DIAGRAM

SEAL & SIGNATURE:

| | |
|---|---|
| DATE: | 04/04/14 |
| PROJECT No: | Y130747-000 |
| DRAWN: MY | REV: 13 |
| CHK: PHS | |
| SCALE: NONE | |
| DWG No: | M-400.02 |
| DOB PAGE No: | 94 of 132 |

DOB EMPLOYEE STAMP:

DOB B-SCAN:

DEPT OF BLDGS 421126305 Job Number
E364663223 Scan Code

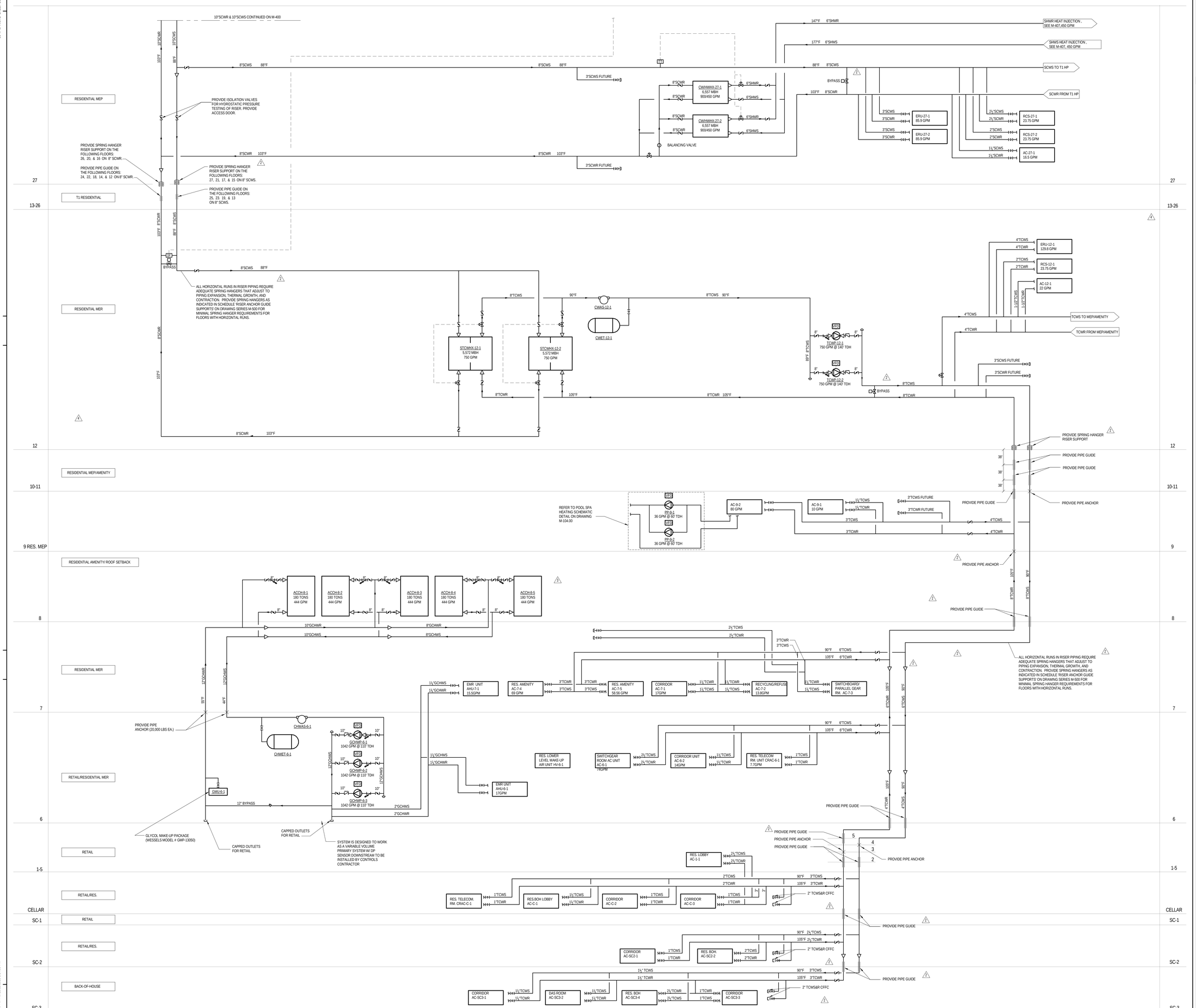




KEY PLAN:

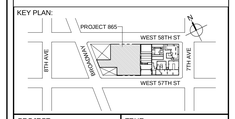


PROJECT NORTH

TRUE NORTH

DEVELOPER:
***EXTELL DEVELOPMENT COMPANY***
805 THIRD AVENUE, 7TH FLOOR
New York, NY 10022 USA
TEL: 212 712 6000 FAX: 212 712 6100

DESIGN ARCHITECT: Base Building Shell & Core
***ADRIAN SMITH + GORDON GILL ARCHITECTURE***
111 WEST MONROE STREET SUITE 2300
CHICAGO IL 60603
TEL: 312 920 1888 FAX: 312 920 1775

INTERIOR DESIGNER: Residential
***Rottet Architecture and Design Studio, PLLC***
298 Fifth Ave, 7th Floor
New York, NY 10001
TEL: 646 998 7000 FAX:

ARCHITECT OF RECORD:Base Building Shell, Core, & Residential
***AAI ARCHITECTS, P.C.***
401 Wellington St. W., 3rd Floor
Toronto, ON M5V 1E7 Canada
TEL: 416 967 1500 FAX: 416 967 7150

STRUCTURAL ENGINEERS:
***WSP CANTOR SEINUK***
228 EAST 45th Street
New York, NY 10017 USA
TEL: 212 687 9888 FAX: 646 487 5501

MEP ENGINEERS:
***AKF GROUP***
One Liberty Plaza, 165 Broadway, 22nd Floor
New York, NY 10006 USA
TEL: 212 354 5656 FAX: 212 354 5668

GEOTECHNICAL ENGINEERS:
***Langan Engineering & Environmental Services***
21 Penn Plaza - 360 West 31st Street, 8th Floor
New York, NY 10001-2727
TEL: 212 479 5400 FAX: 212 479 5444

CODE CONSULTANTS:
***Construction Consulting Associates***
100 Church Street
New York, NY 10007
TEL: 212 385 1818 FAX: 212 385 1911

CURTAINWALL CONSULTANT:
***AJLP Consulting***
40 Worth Street. Suite 826
New York, NY 10013
TEL: 212 757 5659 FAX: 646 219 8508

LANDMARK/PRESERVATION CONSULTANT:
***Jan Hird Pokorny Associates, Inc.***
39 West 37th Street, 12A
New York, NY 10018
TEL: 212 759 6462 FAX: 212 759 6540

| No. | DESCRIPTION | DATE |
|---|---|---|
| 1 | ISSUED FOR SCHEMATIC DESIGN | 04 APR 2014 |
| 2 | ISSUED FOR DESIGN DEVELOPMENT | 01 JUL 2014 |
| 3 | ISSUED FOR DESIGN DEVELOPMENT | 31 JUL 2014 |
| 4 | CD PROGRESS ISSUE 1 | 15 OCT 2014 |
| 5 | ISSUED FOR BID - MECHANICAL | 15 OCT 2014 |
| 6 | DOB SUBMISSION | 19 DEC 2014 |
| 7 | CD PROGRESS ISSUE 3 | 09 MAR 2015 |
| 8 | CD PROGRESS ISSUE 4 | 01 JUN 2015 |
| 9 | CD PROGRESS ISSUE 5 | 10 AUG 2015 |
| 10 | DOB AMENDMENT 2 | 18 SEP 2015 |
| 11 | CD PROGRESS ISSUE 7 | 29 JAN 2016 |
| 12 | CD PROGRESS ISSUE 8 - GMP SET | 18 MAR 2016 |
| 13 | DOB AMENDMENT 3 | 03 OCT 2016 |

0 4' - 0" 8' - 0" 16' - 0"

Discrepancies must be reported immediately to the Architect before proceeding. Only figured dimensions are to be used. Contractors must check all dimensions on site. This drawing is protected by copyright.

ALL DIMENSIONS ARE SHOWN IN IMPERIAL.

CONSULTANT:
AKF
ONE LIBERTY PLAZA, 165 BROADWAY, 22nd FLOOR
NEW YORK, NY 10006
T: 212.354.5656 F: 212.354.5668
Atlanta / Boise / Metro City / Minneapolis / New York
Philadelphia / Princeton / Tucson / Vancouver / Zurich

PROJECT:
**217 WEST 57TH STREET**
NEW YORK, NY

DRAWING TITLE:
MECHANICAL
CONDENSER WATER RISER
DIAGRAM

SEAL & SIGNATURE:

| | |
|---|---|
| DATE: | 04/04/14 |
| PROJECT No: | Y130747-000 |
| DRAWN: MY | REV: |
| CHK: PHS | 13 |
| SCALE: NONE | |
| DWG No: | |
| **M-401.02** | |
| DOB PAGE No: | 95 of 132 |

DOB EMPLOYEE STAMP:

DOB B-SCAN:

36" x 48" ANSI E SHEET SIZE

FILE NAME:
PLOT DATE: 10/10/2016 5:56:00 PM

DEPT OF BLDGS 421206305 Job Number
E303130215 Scan Code

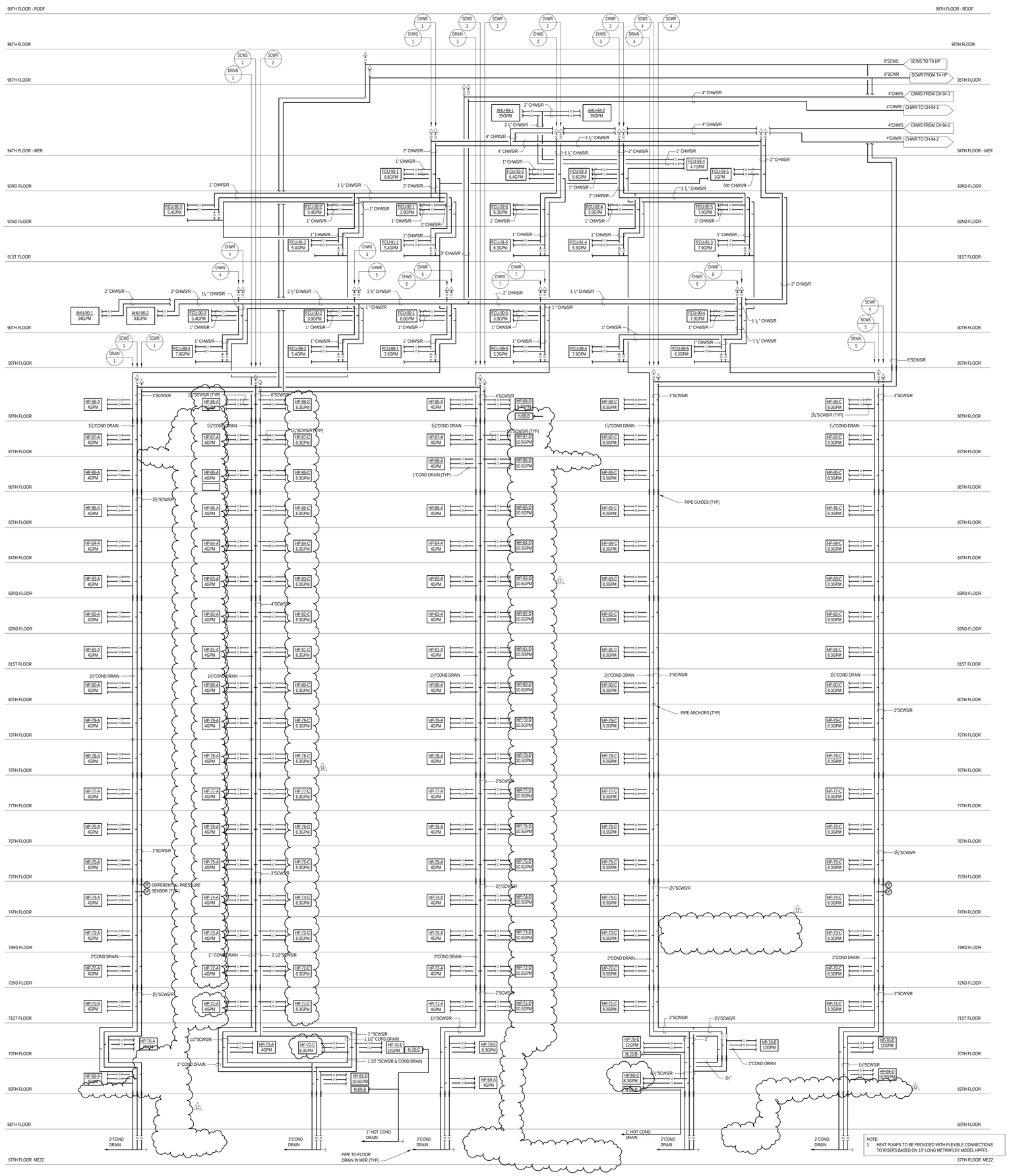


KEY PLAN:

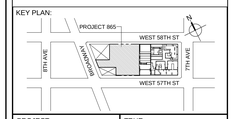


PROJECT NORTH

TRUE NORTH

DEVELOPER:
***EXTELL DEVELOPMENT COMPANY***
805 THIRD AVENUE, 7TH FLOOR
New York, NY 10022 USA
TEL: 212 712 6000 FAX: 212 712 6100

DESIGN ARCHITECT: Base Building Shell & Core
***ADRIAN SMITH + GORDON GILL ARCHITECTURE***
111 WEST MONROE STREET SUITE 2300
CHICAGO IL 60603
TEL: 312 920 1888 FAX: 312 920 1775

INTERIOR DESIGNER: Residential
***Rottet Architecture and Design Studio, PLLC***
298 Fifth Ave, 7th Floor
New York, NY 10001
TEL: 646 998 7000 FAX:

ARCHITECT OF RECORD:Base Building Shell, Core, & Residential
***AAI ARCHITECTS, P.C.***
401 Wellington St. W., 3rd Floor
Toronto, ON M5V 1E7 Canada
TEL: 416 967 1500 FAX: 416 967 7150

STRUCTURAL ENGINEERS:
***WSP CANTOR SEINUK***
228 EAST 45th Street
New York, NY 10017 USA
TEL: 212 687 9888 FAX: 646 487 5501

MEP ENGINEERS:
***AKF GROUP***
One Liberty Plaza, 165 Broadway, 22nd Floor
New York, NY 10006 USA
TEL: 212 354 5656 FAX: 212 354 5668

GEOTECHNICAL ENGINEERS:
***Langan Engineering & Environmental Services***
21 Penn Plaza - 360 West 31st Street, 8th Floor
New York, NY 10001-2727
TEL: 212 479 5400 FAX: 212 479 5444

CODE CONSULTANTS:
***Construction Consulting Associates***
100 Church Street
New York, NY 10007
TEL: 212 385 1818 FAX: 212 385 1911

CURTAINWALL CONSULTANT:
***AJLP Consulting***
40 Worth Street. Suite 826
New York, NY 10013
TEL: 212 757 5659 FAX: 646 219 8508

LANDMARK/PRESERVATION CONSULTANT:
***Jan Hird Pokorny Associates, Inc.***
39 West 37th Street, 12A
New York, NY 10018
TEL: 212 759 6462 FAX: 212 759 6540

| No. | DESCRIPTION | DATE |
|---|---|---|
| 1 | ISSUED FOR SCHEMATIC DESGN | 04 APR 2014 |
| 2 | ISSUED FOR DESIGN DEVELOPMENT | 01 JUL 2014 |
| 3 | ISSUED FOR DESIGN DEVELOPMENT | 31 JUL 2014 |
| 4 | CD PROGRESS ISSUE 1 | 15 OCT 2014 |
| 5 | ISSUED FOR BID - RESIDENTIAL FIT-OUT PIPING | 17 NOV 2014 |
| 6 | DOB SUBMISSION | 19 DEC 2014 |
| 7 | CD PROGRESS ISSUE 5 | 10 AUG 2015 |
| 8 | DOB AMENDMENT 2 | 18 SEP 2015 |
| 9 | CD PROGRESS ISSUE 7 | 29 JAN 2016 |
| 10 | CD PROGRESS ISSUE 8 - GMP SET | 18 MAR 2016 |
| 11 | CD BULLETIN ISSUE 3 | 25 MAY 2016 |
| 12 | DOB AMENDMENT 3 | 03 OCT 2016 |

0 4'-0" 8'-0" 16'-0"

Discrepancies must be reported immediately to the Architect before proceeding. Only figured dimensions are to be used. Contractors must check all dimensions on site. This drawing is protected by copyright.

ALL DIMENSIONS ARE SHOWN IN IMPERIAL.

CONSULTANT:
AKF
ONE LIBERTY PLAZA, 165 BROADWAY, 22nd FLOOR
NEW YORK, NY 10006
T: 212.354.5656 F: 212.354.5668
Atlanta • Berlin • Boston • Dallas • Frankfurt • Seattle

PROJECT:
**217 WEST 57TH STREET**
NEW YORK, NY

DRAWING TITLE:
MECHANICAL
CONDENSER WATER RISER
DIAGRAM

SEAL & SIGNATURE:

STATE OF NEW YORK · DAVID P. HOLT · 075170 · LICENSED PROFESSIONAL ENGINEER

| | |
|---|---|
| DATE: | 04/04/14 |
| PROJECT No: | Y130747-000 |
| DRAWN: RC/AZ | REV: |
| CHK: PHS | 12 |
| SCALE: 12" = 1'-0" | |
| DWG No: | M-402.02 |
| DOB PAGE No: | 96 of 132 |

DOB EMPLOYEE STAMP:

DOB B-SCAN:

36" x 48" ANSI E SHEET SIZE
FILE NAME:
PLOT DATE: 10/18/2016 5:34:18 PM

DEPT OF BLDGS 121262505 Job Number
E3504695618 Scan Code

36" x 48" ANSI E SHEET SIZE




KEY PLAN:

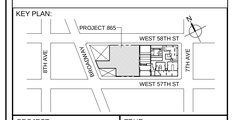


PROJECT NORTH

TRUE NORTH


DEVELOPER:
***EXTELL DEVELOPMENT COMPANY***
805 THIRD AVENUE, 7TH FLOOR
New York, NY 10022 USA
TEL: 212 712 6000 FAX: 212 712 6100

DESIGN ARCHITECT: Base Building Shell & Core
***ADRIAN SMITH + GORDON GILL ARCHITECTURE***
111 WEST MONROE STREET SUITE 2300
CHICAGO IL 60603
TEL: 312 920 1888 FAX: 312 920 1775

INTERIOR DESIGNER: Residential
***Rottet Architecture and Design Studio, PLLC***
298 Fifth Ave, 7th Floor
New York, NY 10001
TEL: 646 998 7000 FAX:

ARCHITECT OF RECORD:Base Building Shell, Core, & Residential
***AAI ARCHITECTS, P.C.***
401 Wellington St. W., 3rd Floor
Toronto, ON M5V 1E7 Canada
TEL: 416 967 1500 FAX: 416 967 7150

STRUCTURAL ENGINEERS:
***WSP CANTOR SEINUK***
228 EAST 45th Street
New York, NY 10017 USA
TEL: 212 687 9888 FAX: 646 487 5501

MEP ENGINEERS:
***AKF GROUP***
One Liberty Plaza, 165 Broadway, 22nd Floor
New York, NY 10006 USA
TEL: 212 354 5656 FAX: 212 354 5668

GEOTECHNICAL ENGINEERS:
***Langan Engineering & Environmental Services***
21 Penn Plaza - 360 West 31st Street, 8th Floor
New York, NY 10001-2727
TEL: 212 479 5400 FAX: 212 479 5444

CODE CONSULTANTS:
***Construction Consulting Associates***
100 Church Street
New York, NY 10007
TEL: 212 385 1818 FAX: 212 385 1911

CURTAINWALL CONSULTANT:
***AJLP Consulting***
40 Worth Street. Suite 826
New York, NY 10013
TEL: 212 757 5659 FAX: 646 219 8508

LANDMARK/PRESERVATION CONSULTANT:
***Jan Hird Pokorny Associates, Inc.***
39 West 37th Street, 12A
New York, NY 10018
TEL: 212 759 6462 FAX: 212 759 6540


| No. | DESCRIPTION | DATE |
|---|---|---|
| 1 | ISSUED FOR SCHEMATIC DESIGN | 04 APR 2014 |
| 2 | ISSUED FOR DESIGN DEVELOPMENT | 01 JUL 2014 |
| 3 | ISSUED FOR DESIGN DEVELOPMENT | 31 JUL 2014 |
| 4 | CD PROGRESS ISSUE 1 | 15 OCT 2014 |
| 5 | ISSUED FOR BID - RESIDENTIAL FIT-OUT PIPING | 17 NOV 2014 |
| 6 | DOB SUBMISSION | 19 DEC 2014 |
| 7 | CD PROGRESS ISSUE 5 | 10 AUG 2015 |
| 8 | DOB AMENDMENT 2 | 18 SEP 2015 |
| 9 | CD PROGRESS ISSUE 6 | 02 NOV 2015 |
| 10 | CD PROGRESS ISSUE 7 | 29 JAN 2016 |
| 11 | CD PROGRESS ISSUE 8 - GMP SET | 18 MAR 2016 |
| 12 | CD BULLETIN ISSUE 3 | 25 MAY 2016 |
| 13 | DOB AMENDMENT 3 | 03 OCT 2016 |

0 4'-0" 8'-0" 16'-0"


Discrepancies must be reported immediately to the Architect before proceeding. Only figured dimensions are to be used. Contractors must check all dimensions on site. This drawing is protected by copyright.


ALL DIMENSIONS ARE SHOWN IN IMPERIAL.


CONSULTANT:
AKF
ONE LIBERTY PLAZA, 165 BROADWAY, 22nd FLOOR
NEW YORK, NY 10006
T: 212.354.5656 F: 212.354.5668
Philadelphia • Washington • Los Angeles • Chicago • Seattle


PROJECT:
**217 WEST 57TH STREET**
NEW YORK, NY

DRAWING TITLE:
MECHANICAL
CONDENSER WATER RISER
DIAGRAM

SEAL & SIGNATURE:

| | |
|---|---|
| DATE: | 04/04/14 |
| PROJECT No: | Y130747-000 |
| DRAWN: RC/AZ | REV: 13 |
| CHK: PHS | |
| SCALE: NONE | |
| DWG No: | M-403.02 |
| DOB PAGE No: | 97 of 132 |

DOB EMPLOYEE STAMP:

DOB B-SCAN:

FILE NAME:
PLOT DATE: 10/18/2016 5:34:39 PM

DEPT OF BLDGS 421263426 Job Number
E346262572 Scan Code

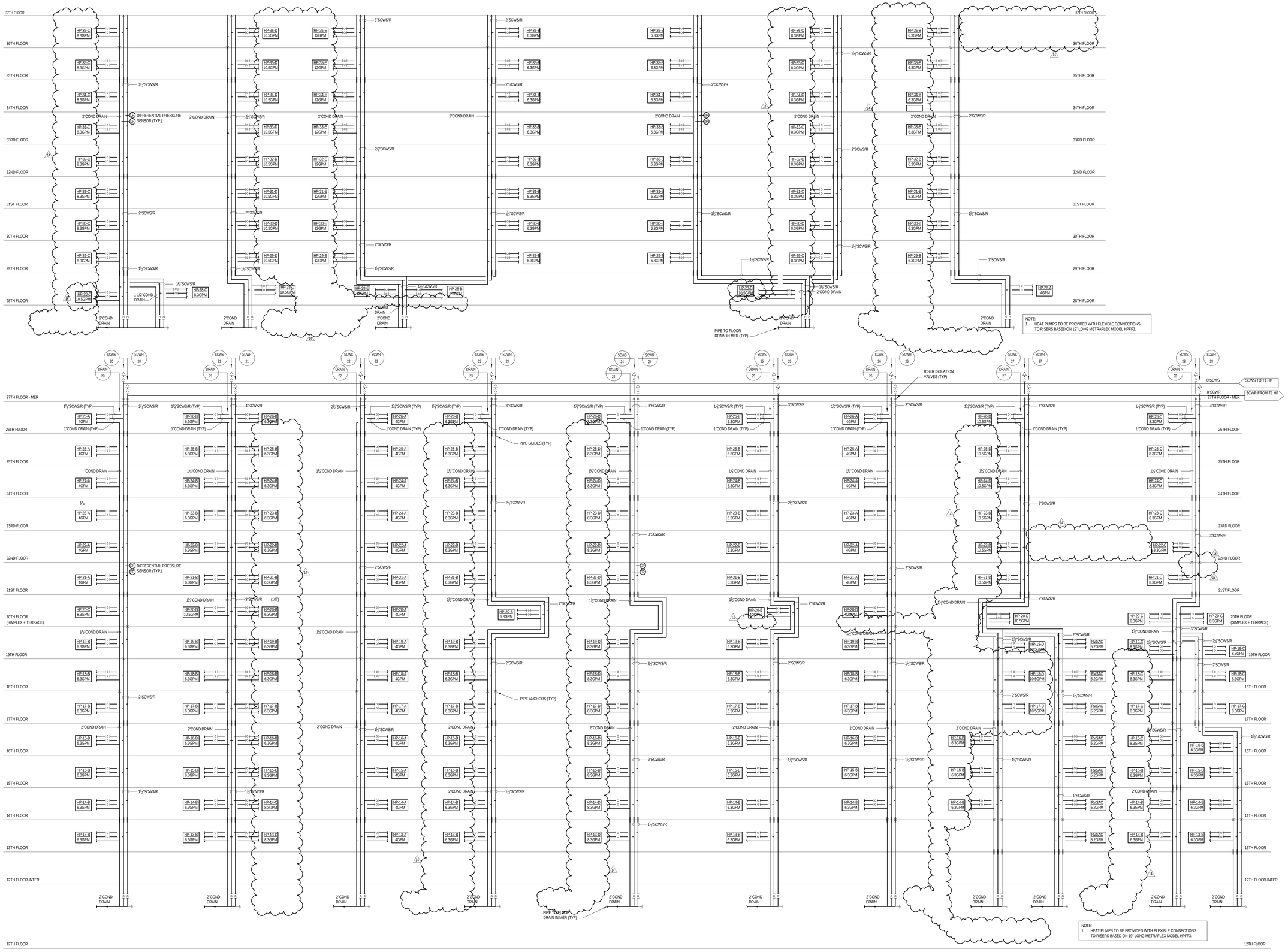


KEY PLAN:

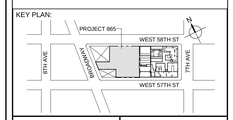


PROJECT NORTH | TRUE NORTH

DEVELOPER:
***EXTELL DEVELOPMENT COMPANY***
805 THIRD AVENUE, 7TH FLOOR
New York, NY 10022 USA
TEL: 212 712 6000 FAX: 212 712 6100

DESIGN ARCHITECT: Base Building Shell & Core
***ADRIAN SMITH + GORDON GILL ARCHITECTURE***
111 WEST MONROE STREET SUITE 2300
CHICAGO IL 60603
TEL: 312 920 1888 FAX: 312 920 1775

INTERIOR DESIGNER: Residential
***Rottet Architecture and Design Studio, PLLC***
298 Fifth Ave, 7th Floor
New York, NY 10001
TEL: 646 998 7000 FAX:

ARCHITECT OF RECORD:Base Building Shell, Core, & Residential
***AAI ARCHITECTS, P.C.***
401 Wellington St. W., 3rd Floor
Toronto, ON M5V 1E7 Canada
TEL: 416 967 1500 FAX: 416 967 7150

STRUCTURAL ENGINEERS:
***WSP CANTOR SEINUK***
228 EAST 45th Street
New York, NY 10017 USA
TEL: 212 687 9888 FAX: 646 487 5501

MEP ENGINEERS:
***AKF GROUP***
One Liberty Plaza, 165 Broadway, 22nd Floor
New York, NY 10006 USA
TEL: 212 354 5656 FAX: 212 354 5668

GEOTECHNICAL ENGINEERS:
***Langan Engineering & Environmental Services***
21 Penn Plaza - 360 West 31st Street, 8th Floor
New York, NY 10001-2727
TEL: 212 479 5400 FAX: 212 479 5444

CODE CONSULTANTS:
***Construction Consulting Associates***
100 Church Street
New York, NY 10007
TEL: 212 385 1818 FAX: 212 385 1911

CURTAINWALL CONSULTANT:
***AJLP Consulting***
40 Worth Street. Suite 826
New York, NY 10013
TEL: 212 757 5659 FAX: 646 219 8508

LANDMARK/PRESERVATION CONSULTANT:
***Jan Hird Pokorny Associates, Inc.***
39 West 37th Street, 12A
New York, NY 10018
TEL: 212 759 6462 FAX: 212 759 6540

| No. | DESCRIPTION | DATE |
|---|---|---|
| 1 | ISSUED FOR SCHEMATIC DESIGN | 04 APR 2014 |
| 2 | ISSUED FOR DESIGN DEVELOPMENT | 01 JUL 2014 |
| 3 | ISSUED FOR DESIGN DEVELOPMENT | 31 JUL 2014 |
| 4 | CD PROGRESS ISSUE 1 | 15 OCT 2014 |
| 5 | ISSUED FOR BID - RESIDENTIAL FIT-OUT PIPING | 17 NOV 2014 |
| 6 | DOB SUBMISSION | 19 DEC 2014 |
| 7 | CD PROGRESS ISSUE 4 | 01 JUN 2015 |
| 8 | CD PROGRESS ISSUE 5 | 10 AUG 2015 |
| 9 | DOB AMENDMENT 2 | 18 SEP 2015 |
| 10 | CD PROGRESS ISSUE 6 | 02 NOV 2015 |
| 11 | CD PROGRESS ISSUE 7 | 29 JAN 2016 |
| 12 | CD PROGRESS ISSUE 8 - GMP SET | 18 MAR 2016 |
| 13 | CD BULLETIN ISSUE 2 | 06 MAY 2016 |
| 14 | CD BULLETIN ISSUE 3 | 25 MAY 2016 |
| 15 | DOB AMENDMENT 3 | 03 OCT 2016 |

0 4'-0" 8'-0" 16'-0"

Discrepancies must be reported immediately to the Architect before proceeding. Only figured dimensions are to be used. Contractors must check all dimensions on site. This drawing is protected by copyright.

ALL DIMENSIONS ARE SHOWN IN IMPERIAL.

CONSULTANT:
AKF
ONE LIBERTY PLAZA, 165 BROADWAY, 22nd FLOOR
NEW YORK, NY 10006
T: 212.354.5656 F: 212.354.5668
Arlington / Boston / Mexico City / Minneapolis / New York
Philadelphia / Princeton / Toronto / Vancouver / Washington

PROJECT:

# 217 WEST 57TH STREET
NEW YORK, NY

DRAWING TITLE:

MECHANICAL
CONDENSER WATER RISER
DIAGRAM

SEAL & SIGNATURE:

| | |
|---|---|
| DATE: | 04/04/14 |
| PROJECT No: | Y130747-000 |
| DRAWN: RC/AZ | REV: 15 |
| CHK: PHS | |
| SCALE: NONE | |
| DWG No: | M-404.02 |
| DOB PAGE No: | 98 of 132 |

DOB EMPLOYEE STAMP:

DOB B-SCAN:

36" x 48" ANSI E SHEET SIZE
FILE NAME:
PLOT DATE: 10/19/2016 9:35:00 PM

DEPT OF BLDGS 121267000 Job Number
E3671545395D0 Scan Code

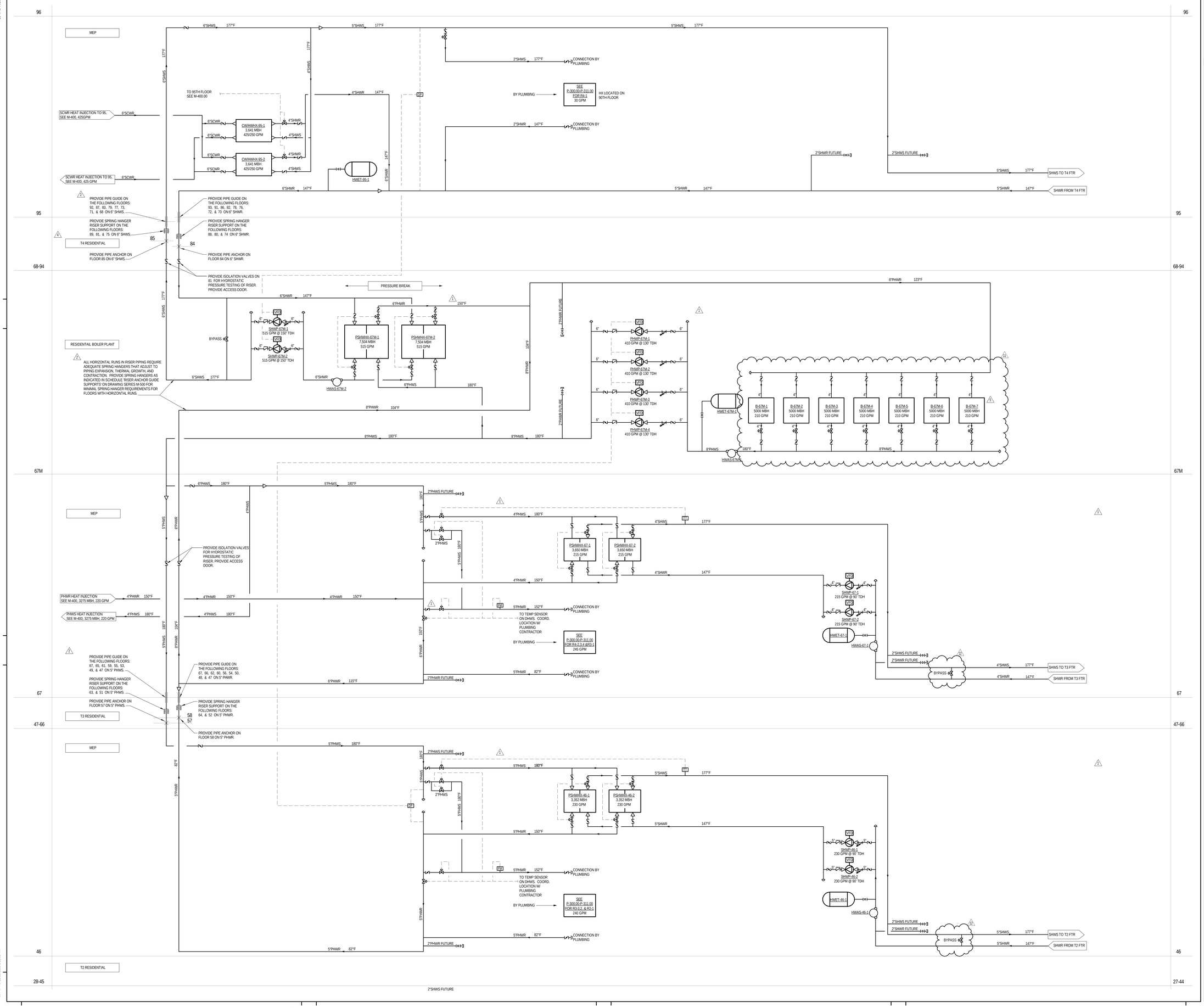




KEY PLAN:

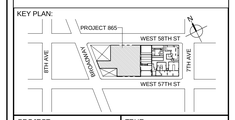


PROJECT NORTH / TRUE NORTH

DEVELOPER:
**EXTELL DEVELOPMENT COMPANY**
805 THIRD AVENUE, 7TH FLOOR
New York, NY 10022 USA
TEL: 212 712 6000 FAX: 212 712 6100

DESIGN ARCHITECT: Base Building Shell & Core
**ADRIAN SMITH + GORDON GILL ARCHITECTURE**
111 WEST MONROE STREET SUITE 2300
CHICAGO IL 60603
TEL: 312 920 1888 FAX: 312 920 1775

INTERIOR DESIGNER: Residential
**Rottet Architecture and Design Studio, PLLC**
298 Fifth Ave, 7th Floor
New York, NY 10001
TEL: 646 998 7000 FAX:

ARCHITECT OF RECORD:Base Building Shell, Core, & Residential
**AAI ARCHITECTS, P.C.**
401 Wellington St. W., 3rd Floor
Toronto, ON M5V 1E7 Canada
TEL: 416 967 1500 FAX: 416 967 7150

STRUCTURAL ENGINEERS:
**WSP CANTOR SEINUK**
228 EAST 45th Street
New York, NY 10017 USA
TEL: 212 687 9888 FAX: 646 487 5501

MEP ENGINEERS:
**AKF GROUP**
One Liberty Plaza, 165 Broadway, 22nd Floor
New York, NY 10006 USA
TEL: 212 354 5656 FAX: 212 354 5668

GEOTECHNICAL ENGINEERS:
**Langan Engineering & Environmental Services**
21 Penn Plaza - 360 West 31st Street, 8th Floor
New York, NY 10001-2727
TEL: 212 479 5400 FAX: 212 479 5444

CODE CONSULTANTS:
**Construction Consulting Associates**
100 Church Street
New York, NY 10007
TEL: 212 385 1818 FAX: 212 385 1911

CURTAINWALL CONSULTANT:
**AJLP Consulting**
40 Worth Street. Suite 826
New York, NY 10013
TEL: 212 757 5659 FAX: 646 219 8508

LANDMARK/PRESERVATION CONSULTANT:
**Jan Hird Pokorny Associates, Inc.**
39 West 37th Street, 12A
New York, NY 10018
TEL: 212 759 6462 FAX: 212 759 6540

| No. | DESCRIPTION | DATE |
|---|---|---|
| 1 | ISSUED FOR SCHEMATIC DESIGN | 04 APR 2014 |
| 2 | ISSUED FOR DESIGN DEVELOPMENT | 01 JUL 2014 |
| 3 | ISSUED FOR DESIGN DEVELOPMENT | 31 JUL 2014 |
| 4 | CD PROGRESS ISSUE 1 | 15 OCT 2014 |
| 5 | ISSUED FOR BID - MECHANICAL | 15 OCT 2014 |
| 6 | DOB SUBMISSION | 19 DEC 2014 |
| 7 | CD PROGRESS ISSUE 3 | 09 MAR 2015 |
| 8 | CD PROGRESS ISSUE 5 | 10 AUG 2015 |
| 9 | DOB AMENDMENT 2 | 18 SEP 2015 |
| 10 | CD PROGRESS ISSUE 7 | 29 JAN 2016 |
| 11 | CD PROGRESS ISSUE 8 - GMP SET | 18 MAR 2016 |
| 12 | CD BULLETIN ISSUE 3 | 25 MAY 2016 |
| 13 | DOB AMENDMENT 3 | 03 OCT 2016 |

0 4'-0" 8'-0" 16'-0"

Discrepancies must be reported immediately to the Architect before proceeding. Only figured dimensions are to be used. Contractors must check all dimensions on site. This drawing is protected by copyright.

ALL DIMENSIONS ARE SHOWN IN IMPERIAL.

CONSULTANT:
AKF
ONE LIBERTY PLAZA, 165 BROADWAY, 22nd FLOOR
NEW YORK, NY 10006
T: 212.354.5656 F: 212.354.5668
Chicago / Boston / Miami / Kansas City / Minneapolis / New York
Philadelphia / Houston / Dallas / Denver / Sacramento

PROJECT:
**217 WEST 57TH STREET**
NEW YORK, NY

DRAWING TITLE:
MECHANICAL
HOT WATER RISER DIAGRAM

SEAL & SIGNATURE: STATE OF NEW YORK · MICHAEL HARRIS · 036 070 · LICENSED PROFESSIONAL ENGINEER

| | |
|---|---|
| DATE: | 04/04/14 |
| PROJECT No: | Y130747-000 |
| DRAWN: MY | REV: 13 |
| CHK: PHS | |
| SCALE: NONE | |
| DWG No: | M-406.02 |
| DOB PAGE No: | 99 of 132 |

DOB EMPLOYEE STAMP: DOB B-SCAN:

36" x 48" ANSI E SHEET SIZE
FILE NAME:
PLOT DATE: 10/18/2016 9:35:09 PM

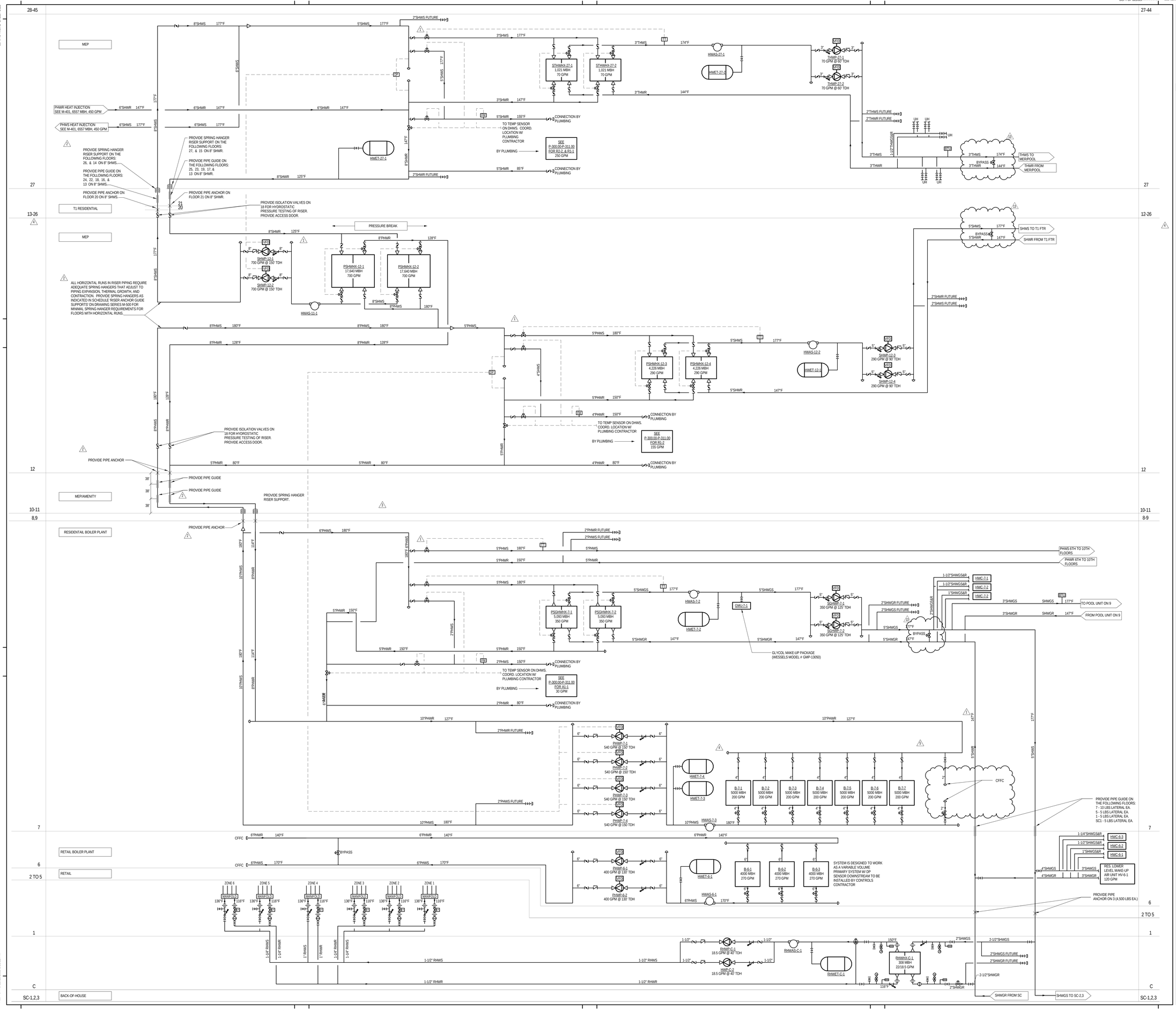


KEY PLAN:

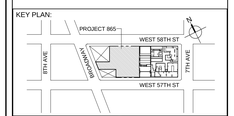


PROJECT NORTH | TRUE NORTH


DEVELOPER:
**EXTELL DEVELOPMENT COMPANY**
805 THIRD AVENUE, 7TH FLOOR
New York, NY 10022 USA
TEL: 212 712 6000 FAX: 212 712 6100

DESIGN ARCHITECT: Base Building Shell & Core
**ADRIAN SMITH + GORDON GILL ARCHITECTURE**
111 WEST MONROE STREET SUITE 2300
CHICAGO IL 60603
TEL: 312 920 1888 FAX: 312 920 1775

INTERIOR DESIGNER: Residential
**Rottet Architecture and Design Studio, PLLC**
298 Fifth Ave, 7th Floor
New York, NY 10001
TEL: 646 998 7000 FAX:

ARCHITECT OF RECORD:Base Building Shell, Core, & Residential
**AAI ARCHITECTS, P.C.**
401 Wellington St. W., 3rd Floor
Toronto, ON M5V 1E7 Canada
TEL: 416 967 1500 FAX: 416 967 7150

STRUCTURAL ENGINEERS:
**WSP CANTOR SEINUK**
228 EAST 45th Street
New York, NY 10017 USA
TEL: 212 687 9888 FAX: 646 487 5501

MEP ENGINEERS:
**AKF GROUP**
One Liberty Plaza, 165 Broadway, 22nd Floor
New York, NY 10006 USA
TEL: 212 354 5656 FAX: 212 354 5668

GEOTECHNICAL ENGINEERS:
**Langan Engineering & Environmental Services**
21 Penn Plaza - 360 West 31st Street, 8th Floor
New York, NY 10001-2727
TEL: 212 479 5400 FAX: 212 479 5444

CODE CONSULTANTS:
**Construction Consulting Associates**
100 Church Street
New York, NY 10007
TEL: 212 385 1818 FAX: 212 385 1911

CURTAINWALL CONSULTANT:
**AJLP Consulting**
40 Worth Street. Suite 826
New York, NY 10013
TEL: 212 757 5659 FAX: 646 219 8508

LANDMARK/PRESERVATION CONSULTANT:
**Jan Hird Pokorny Associates, Inc.**
39 West 37th Street, 12A
New York, NY 10018
TEL: 212 759 6462 FAX: 212 759 6540


| No. | DESCRIPTION | DATE |
|---|---|---|
| 1 | ISSUED FOR SCHEMATIC DESIGN | 04 APR 2014 |
| 2 | ISSUED FOR DESIGN DEVELOPMENT | 01 JUL 2014 |
| 3 | ISSUED FOR DESIGN DEVELOPMENT | 31 JUL 2014 |
| 4 | CD PROGRESS ISSUE 1 | 15 OCT 2014 |
| 5 | ISSUED FOR BID - MECHANICAL | 15 OCT 2014 |
| 6 | DOB SUBMISSION | 19 DEC 2014 |
| 7 | CD PROGRESS ISSUE 3 | 09 MAR 2015 |
| 8 | CD PROGRESS ISSUE 4 | 01 JUN 2015 |
| 9 | CD PROGRESS ISSUE 5 | 10 AUG 2015 |
| 10 | DOB AMENDMENT 2 | 18 SEP 2015 |
| 11 | CD PROGRESS ISSUE 7 | 29 JAN 2016 |
| 12 | CD PROGRESS ISSUE 8 - GMP SET | 18 MAR 2016 |
| 13 | CD BULLETIN ISSUE 3 | 25 MAY 2016 |
| 14 | DOB AMENDMENT 3 | 03 OCT 2016 |

0 4'-0" 8'-0" 16'-0"


Discrepancies must be reported immediately to the Architect before proceeding. Only figured dimensions are to be used. Contractors must check all dimensions on site. This drawing is protected by copyright.

ALL DIMENSIONS ARE SHOWN IN IMPERIAL.



CONSULTANT:
AKF
ONE LIBERTY PLAZA, 165 BROADWAY, 22nd FLOOR
NEW YORK, NY 10006
T: 212.354.5656 F: 212.354.5668
Arlington / Boston / Chicago / Dallas / Denver / Jersey City / Los Angeles / New York
Philadelphia / Princeton / Puebla / Rochester / Stamford


PROJECT:
**217 WEST 57TH STREET**
NEW YORK, NY

DRAWING TITLE:
MECHANICAL
HOT WATER RISER DIAGRAM

SEAL & SIGNATURE:

DATE: 04/04/14
PROJECT No: Y13047-000
DRAWN: MY
CHK: PHS
SCALE: NONE
REV: 14
DWG No:
**M-407.02**
DOB PAGE No: 100 of 132

DOB EMPLOYEE STAMP:
DOB B-SCAN:

DEPT OF BLDGS 121282426 Job Number
E501048962 Scan Code

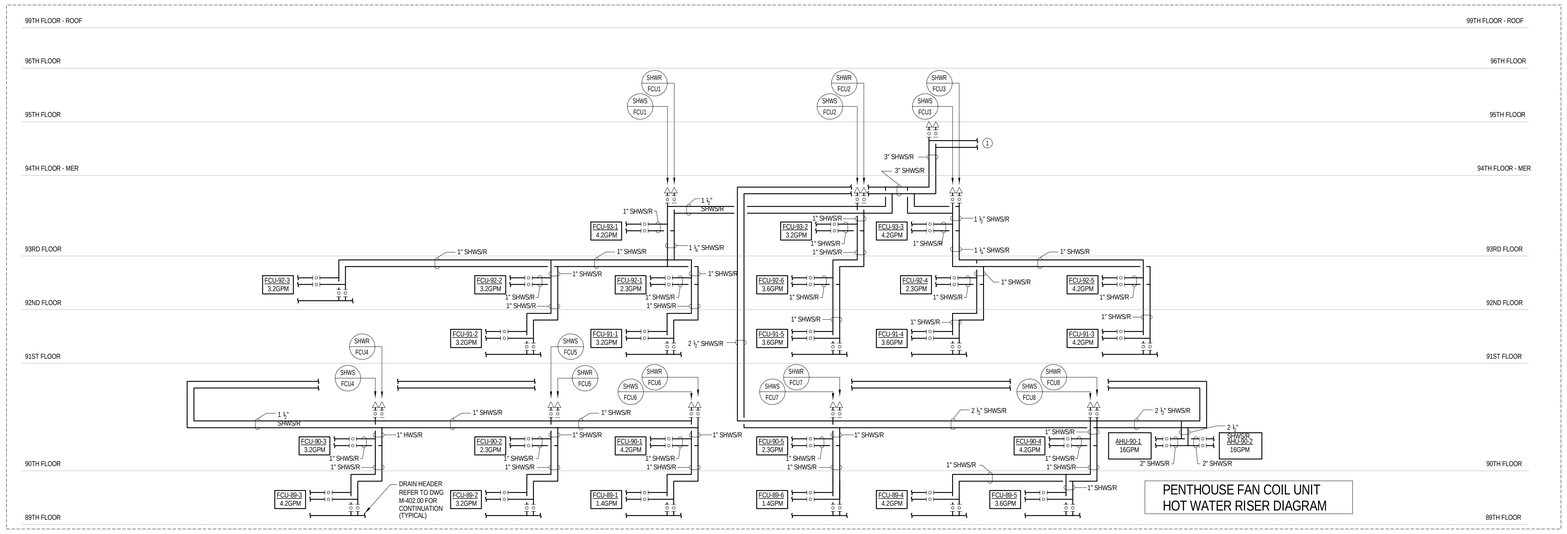


PENTHOUSE FAN COIL UNIT HOT WATER RISER DIAGRAM

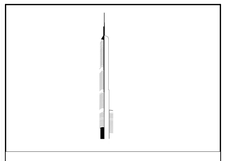

KEY PLAN:

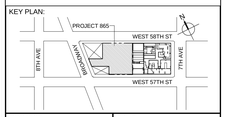


PROJECT NORTH

TRUE NORTH

DEVELOPER:
***EXTELL DEVELOPMENT COMPANY***
805 THIRD AVENUE, 7TH FLOOR
New York, NY 10022 USA
TEL: 212 712 6000 FAX: 212 712 6100

DESIGN ARCHITECT: Base Building Shell & Core
***ADRIAN SMITH + GORDON GILL ARCHITECTURE***
111 WEST MONROE STREET SUITE 2300
CHICAGO IL 60603
TEL: 312 920 1888 FAX: 312 920 1775

INTERIOR DESIGNER: Residential
***Rottet Architecture and Design Studio, PLLC***
298 Fifth Ave, 7th Floor
New York, NY 10001
TEL: 646 998 7000 FAX:

ARCHITECT OF RECORD:Base Building Shell, Core, & Residential
***AAI ARCHITECTS, P.C.***
401 Wellington St. W., 3rd Floor
Toronto, ON M5V 1E7 Canada
TEL: 416 967 1500 FAX: 416 967 7150

STRUCTURAL ENGINEERS:
***WSP CANTOR SEINUK***
228 EAST 45th Street
New York, NY 10017 USA
TEL: 212 687 9888 FAX: 646 487 5501

MEP ENGINEERS:
***AKF GROUP***
One Liberty Plaza, 165 Broadway, 22nd Floor
New York, NY 10006 USA
TEL: 212 354 5656 FAX: 212 354 5668

GEOTECHNICAL ENGINEERS:
***Langan Engineering & Environmental Services***
21 Penn Plaza - 360 West 31st Street, 8th Floor
New York, NY 10001-2727
TEL: 212 479 5400 FAX: 212 479 5444

CODE CONSULTANTS:
***Construction Consulting Associates***
100 Church Street
New York, NY 10007
TEL: 212 385 1818 FAX: 212 385 1911

CURTAINWALL CONSULTANT:
***AJLP Consulting***
40 Worth Street. Suite 826
New York, NY 10013
TEL: 212 757 5659 FAX: 646 219 8508

LANDMARK/PRESERVATION CONSULTANT:
***Jan Hird Pokorny Associates, Inc.***
39 West 37th Street, 12A
New York, NY 10018
TEL: 212 759 6462 FAX: 212 759 6540

| No. | DESCRIPTION | DATE |
|---|---|---|
| 1 | ISSUED FOR SCHEMATIC DESIGN | 04 APR 2014 |
| 2 | ISSUED FOR DESIGN DEVELOPMENT | 01 JUL 2014 |
| 3 | ISSUED FOR DESIGN DEVELOPMENT | 31 JUL 2014 |
| 4 | CD PROGRESS ISSUE 1 | 15 OCT 2014 |
| 5 | ISSUED FOR BID - RESIDENTIAL FIT-OUT PIPING | 17 NOV 2014 |
| 6 | DOB SUBMISSION | 19 DEC 2014 |
| 7 | CD PROGRESS ISSUE 3 | 09 MAR 2015 |
| 8 | CD PROGRESS ISSUE 4 | 01 JUN 2015 |
| 9 | CD PROGRESS ISSUE 5 | 10 AUG 2015 |
| 10 | DOB AMENDMENT 2 | 18 SEP 2015 |
| 11 | CD PROGRESS ISSUE 6 | 02 NOV 2015 |
| 12 | CD PROGRESS ISSUE 7 | 29 JAN 2016 |
| 13 | CD PROGRESS ISSUE 8 - GMP SET | 18 MAR 2016 |
| 14 | DOB AMENDMENT 3 | 03 OCT 2016 |

0 4'-0" 8'-0" 16'-0"

Discrepancies must be reported immediately to the Architect before proceeding. Only figured dimensions are to be used. Contractors must check all dimensions on site. This drawing is protected by copyright.

ALL DIMENSIONS ARE SHOWN IN IMPERIAL.

CONSULTANT:
AKF
ONE LIBERTY PLAZA, 165 BROADWAY, 22nd FLOOR
NEW YORK, NY 10006
T: 212.354.5656 F: 212.354.5668
Chicago / Boston / Miami / City / Philadelphia / Houston / Dallas / Denver / Seattle

PROJECT:
**217 WEST 57TH STREET**
NEW YORK, NY

DRAWING TITLE:
MECHANICAL
HOT WATER RISER DIAGRAM

SEAL & SIGNATURE:

STATE OF NEW YORK · STEPHEN H. MOSER · 075 · DEC 29th 2015 · LICENSED PROFESSIONAL ENGINEER

| | |
|---|---|
| DATE: | 04/04/14 |
| PROJECT No: | Y130747-000 |
| DRAWN: RC/AZ | REV: |
| CHK: PHS | 14 |
| SCALE: NONE | |
| DWG No: | |
| M-408.02 | |
| DOB PAGE No: 101 of 132 | |

DOB EMPLOYEE STAMP: DOB B-SCAN:

36" x 48" ANSI E SHEET SIZE

FILE NAME:
PLOT DATE: 10/18/2016 9:35:51 PM

DEPT OF BLDGS 121235635 Job Number
E3370201089 Scan Code

NOTE:
1. A FLEXIBLE CONNECTOR SHALL BE PROVIDED BETWEEN EACH RISER TAKE-OFF AND TEE SPLITTING TO FTR CONNECTIONS. FLEX CONNECTOR TO BE BASED ON 19" LONG METRAFLEX MODEL HPFF3.
2. FTR CONTROL VALVES SHALL BE LOCATED AT RISER TAKE-OFFS. SERVICE ACCESS TO VALVES SHALL BE COORDINATED WITH ARCHITECT.

KEY NOTE:
1 PORTION OF FTR TO BE TRENCHED.

NOTE:
1. A FLEXIBLE CONNECTOR SHALL BE PROVIDED BETWEEN EACH RISER TAKE-OFF AND TEE SPLITTING TO FTR CONNECTIONS. FLEX CONNECTOR TO BE BASED ON 19" LONG METRAFLEX MODEL HPFF3.
2. FTR CONTROL VALVES SHALL BE LOCATED AT RISER TAKE-OFFS. SERVICE ACCESS TO VALVES SHALL BE COORDINATED WITH ARCHITECT.

KEY NOTE:
1 PORTION OF FTR TO BE TRENCHED.

KEY PLAN:

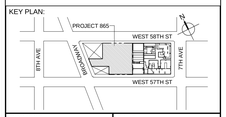


PROJECT NORTH

TRUE NORTH

DEVELOPER:
***EXTELL DEVELOPMENT COMPANY***
805 THIRD AVENUE, 7TH FLOOR
New York, NY 10022 USA
TEL: 212 712 6000 FAX: 212 712 6100

DESIGN ARCHITECT: Base Building Shell & Core
***ADRIAN SMITH + GORDON GILL ARCHITECTURE***
111 WEST MONROE STREET SUITE 2300
CHICAGO IL 60603
TEL: 312 920 1888 FAX: 312 920 1775

INTERIOR DESIGNER: Residential
***Rottet Architecture and Design Studio, PLLC***
298 Fifth Ave, 7th Floor
New York, NY 10001
TEL: 646 998 7000 FAX:

ARCHITECT OF RECORD:Base Building Shell, Core, & Residential
***AAI ARCHITECTS, P.C.***
401 Wellington St. W., 3rd Floor
Toronto, ON M5V 1E7 Canada
TEL: 416 967 1500 FAX: 416 967 7150

STRUCTURAL ENGINEERS:
***WSP CANTOR SEINUK***
228 EAST 45th Street
New York, NY 10017 USA
TEL: 212 687 9888 FAX: 646 487 5501

MEP ENGINEERS:
***AKF GROUP***
One Liberty Plaza, 165 Broadway, 22nd Floor
New York, NY 10006 USA
TEL: 212 354 5656 FAX: 212 354 5668

GEOTECHNICAL ENGINEERS:
***Langan Engineering & Environmental Services***
21 Penn Plaza - 360 West 31st Street, 8th Floor
New York, NY 10001-2727
TEL: 212 479 5400 FAX: 212 479 5444

CODE CONSULTANTS:
***Construction Consulting Associates***
100 Church Street
New York, NY 10007
TEL: 212 385 1818 FAX: 212 385 1911

CURTAINWALL CONSULTANT:
***AJLP Consulting***
40 Worth Street. Suite 826
New York, NY 10013
TEL: 212 757 5659 FAX: 646 219 8508

LANDMARK/PRESERVATION CONSULTANT:
***Jan Hird Pokorny Associates, Inc.***
39 West 37th Street, 12A
New York, NY 10018
TEL: 212 759 6462 FAX: 212 759 6540

| No. | DESCRIPTION | DATE |
|---|---|---|
| 1 | ISSUED FOR SCHEMATIC DESIGN | 04 APR 2014 |
| 2 | ISSUED FOR DESIGN DEVELOPMENT | 01 JUL 2014 |
| 3 | ISSUED FOR DESIGN DEVELOPMENT | 31 JUL 2014 |
| 4 | CD PROGRESS ISSUE 1 | 15 OCT 2014 |
| 5 | ISSUED FOR BID - RESIDENTIAL FIT-OUT PIPING | 17 NOV 2014 |
| 6 | DOB SUBMISSION | 19 DEC 2014 |
| 7 | CD PROGRESS ISSUE 3 | 09 MAR 2015 |
| 8 | CD PROGRESS ISSUE 4 | 01 JUN 2015 |
| 9 | CD PROGRESS ISSUE 5 | 10 AUG 2015 |
| 10 | DOB AMENDMENT 2 | 18 SEP 2015 |
| 11 | CD PROGRESS ISSUE 6 | 02 NOV 2015 |
| 12 | CD PROGRESS ISSUE 7 | 29 JAN 2016 |
| 13 | CD PROGRESS ISSUE 8 - GMP SET | 18 MAR 2016 |
| 14 | DOB AMENDMENT 3 | 03 OCT 2016 |

0 4' - 0" 8' - 0" 16' - 0"

Discrepancies must be reported immediately to the Architect before proceeding. Only figured dimensions are to be used. Contractors must check all dimensions on site. This drawing is protected by copyright.

ALL DIMENSIONS ARE SHOWN IN IMPERIAL.

CONSULTANT:
AKF
ONE LIBERTY PLAZA, 165 BROADWAY, 22nd FLOOR
NEW YORK, NY 10006
T: 212.354.5656 F: 212.354.5668
Arlington / Bristol / Mexico City / Minneapolis / New York
Philadelphia / Houston / Dublin / Vancouver / Sunnyvale

PROJECT:
# 217 WEST 57TH STREET
NEW YORK, NY

DRAWING TITLE:
MECHANICAL
HOT WATER RISER DIAGRAM

SEAL & SIGNATURE:

| | |
|---|---|
| DATE: | 04/04/14 |
| PROJECT No: | Y130747-000 |
| DRAWN: RC/AZ | REV: |
| CHK: PHS | 14 |
| SCALE: NONE | |
| DWG No: | M-409.02 |
| DOB PAGE No: 102 of 132 | |

DOB EMPLOYEE STAMP:

DOB B-SCAN:

36" x 48" ANSI E SHEET SIZE

FILE NAME:
PLOT DATE: 10/19/2016 5:36:26 PM

DEPT OF BLDGS 121206305 Job Number
E500350171 Scan Code

KEY PLAN:

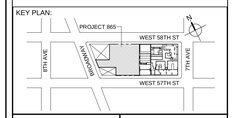


PROJECT NORTH

TRUE NORTH

DEVELOPER:
***EXTELL DEVELOPMENT COMPANY***
805 THIRD AVENUE, 7TH FLOOR
New York, NY 10022 USA
TEL: 212 712 6000 FAX: 212 712 6100

DESIGN ARCHITECT: Base Building Shell & Core
***ADRIAN SMITH + GORDON GILL ARCHITECTURE***
111 WEST MONROE STREET SUITE 2300
CHICAGO IL 60603
TEL: 312 920 1888 FAX: 312 920 1775

INTERIOR DESIGNER: Residential
***Rottet Architecture and Design Studio, PLLC***
298 Fifth Ave, 7th Floor
New York, NY 10001
TEL: 646 998 7000 FAX:

ARCHITECT OF RECORD:Base Building Shell, Core, & Residential
***AAI ARCHITECTS, P.C.***
401 Wellington St. W., 3rd Floor
Toronto, ON M5V 1E7 Canada
TEL: 416 967 1500 FAX: 416 967 7150

STRUCTURAL ENGINEERS:
***WSP CANTOR SEINUK***
228 EAST 45th Street
New York, NY 10017 USA
TEL: 212 687 9888 FAX: 646 487 5501

MEP ENGINEERS:
***AKF GROUP***
One Liberty Plaza, 165 Broadway, 22nd Floor
New York, NY 10006 USA
TEL: 212 354 5656 FAX: 212 354 5668

GEOTECHNICAL ENGINEERS:
***Langan Engineering & Environmental Services***
21 Penn Plaza - 360 West 31st Street, 8th Floor
New York, NY 10001-2727
TEL: 212 479 5400 FAX: 212 479 5444

CODE CONSULTANTS:
***Construction Consulting Associates***
100 Church Street
New York, NY 10007
TEL: 212 385 1818 FAX: 212 385 1911

CURTAINWALL CONSULTANT:
***AJLP Consulting***
40 Worth Street. Suite 826
New York, NY 10013
TEL: 212 757 5659 FAX: 646 219 8508

LANDMARK/PRESERVATION CONSULTANT:
***Jan Hird Pokorny Associates, Inc.***
39 West 37th Street, 12A
New York, NY 10018
TEL: 212 759 6462 FAX: 212 759 6540

| No. | DESCRIPTION | DATE |
|---|---|---|
| 1 | ISSUED FOR SCHEMATIC DESIGN | 04 APR 2014 |
| 2 | ISSUED FOR DESIGN DEVELOPMENT | 01 JUL 2014 |
| 3 | ISSUED FOR DESIGN DEVELOPMENT | 31 JUL 2014 |
| 4 | CD PROGRESS ISSUE 1 | 15 OCT 2014 |
| 5 | ISSUED FOR BID - RESIDENTIAL FIT-OUT PIPING | 17 NOV 2014 |
| 6 | DOB SUBMISSION | 19 DEC 2014 |
| 7 | CD PROGRESS ISSUE 3 | 09 MAR 2015 |
| 8 | CD PROGRESS ISSUE 4 | 01 JUN 2015 |
| 9 | CD PROGRESS ISSUE 5 | 10 AUG 2015 |
| 10 | DOB AMENDMENT 2 | 18 SEP 2015 |
| 11 | CD PROGRESS ISSUE 6 | 02 NOV 2015 |
| 12 | CD PROGRESS ISSUE 7 | 29 JAN 2016 |
| 13 | CD PROGRESS ISSUE 8 - GMP SET | 18 MAR 2016 |
| 14 | CD BULLETIN ISSUE 2 | 06 MAY 2016 |
| 15 | DOB AMENDMENT 3 | 03 OCT 2016 |

0 4'-0" 8'-0" 16'-0"

Discrepancies must be reported immediately to the Architect before proceeding. Only figured dimensions are to be used. Contractors must check all dimensions on site. This drawing is protected by copyright.

ALL DIMENSIONS ARE SHOWN IN IMPERIAL.

CONSULTANT:
AKF
ONE LIBERTY PLAZA, 165 BROADWAY, 22nd FLOOR
NEW YORK, NY 10006
T: 212.354.5656 F: 212.354.5668
Arlington / Boston / Miami City / Minneapolis / New York
Philadelphia / Houston / Dallas / Richmond / Stamford

PROJECT:

**217 WEST 57TH STREET**
NEW YORK, NY

DRAWING TITLE:

MECHANICAL
HOT WATER RISER DIAGRAM

SEAL & SIGNATURE:

STATE OF NEW YORK · CHRISTOPHER H. MOLLOY · No. 075130 · LICENSED PROFESSIONAL ENGINEER

| | |
|---|---|
| DATE: | 04/04/14 |
| PROJECT No: | Y130747-000 |
| DRAWN: RC/AZ | REV: 15 |
| CHK: PHS | |
| SCALE: NONE | |
| DWG No: | M-410.02 |
| DOB PAGE No: 103 of 132 | |

DOB EMPLOYEE STAMP:

DOB B-SCAN:

36" x 48" ANSI E SHEET SIZE
FILE NAME:
PLOT DATE: 10/19/2016 5:37:32 PM

DEPT OF BLDGS 121206295 Job Number
E51105052985 Scan Code

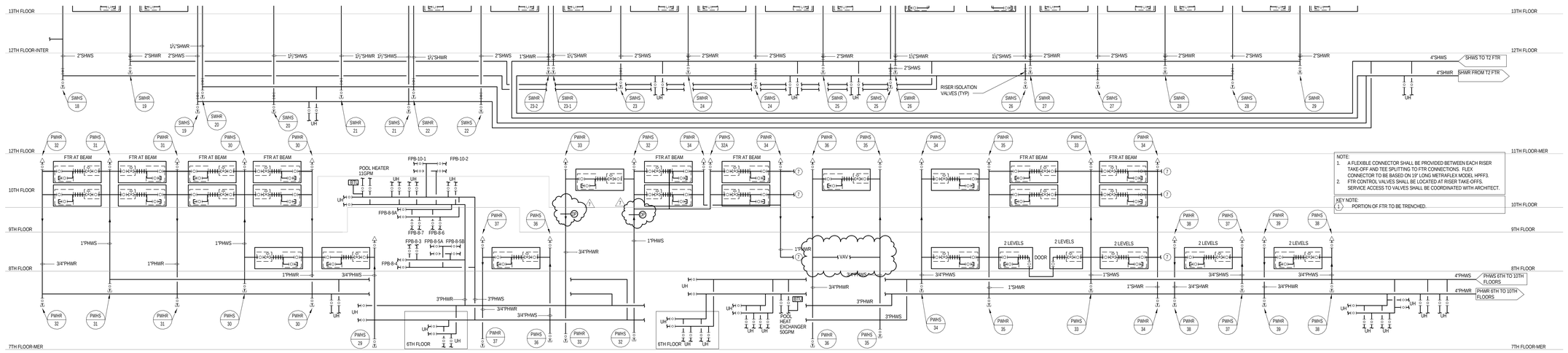


NOTE:
1. A FLEXIBLE CONNECTOR SHALL BE PROVIDED BETWEEN EACH RISER TAKE-OFF AND TEE SPLITTING TO FTR CONNECTIONS. FLEX CONNECTOR TO BE BASED ON 13" LONG METRAFLEX MODEL HPFF3.
2. FTR CONTROL VALVES SHALL BE LOCATED AT RISER TAKE-OFFS. SERVICE ACCESS TO VALVES SHALL BE COORDINATED WITH ARCHITECT.

KEY NOTE:
1. PORTION OF FTR TO BE TRENCHED.

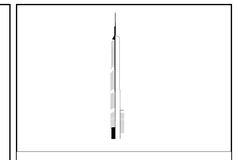

KEY PLAN:

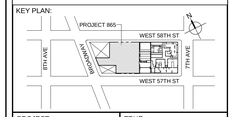


PROJECT NORTH

TRUE NORTH

DEVELOPER:
***EXTELL DEVELOPMENT COMPANY***
805 THIRD AVENUE, 7TH FLOOR
New York, NY 10022 USA
TEL: 212 712 6000 FAX: 212 712 6100

DESIGN ARCHITECT: Base Building Shell & Core
***ADRIAN SMITH + GORDON GILL ARCHITECTURE***
111 WEST MONROE STREET SUITE 2300
CHICAGO IL 60603
TEL: 312 920 1888 FAX: 312 920 1775

INTERIOR DESIGNER: Residential
***Rottet Architecture and Design Studio, PLLC***
298 Fifth Ave, 7th Floor
New York, NY 10001
TEL: 646 998 7000 FAX:

ARCHITECT OF RECORD:Base Building Shell, Core, & Residential
***AAI ARCHITECTS, P.C.***
401 Wellington St. W., 3rd Floor
Toronto, ON M5V 1E7 Canada
TEL: 416 967 1500 FAX: 416 967 7150

STRUCTURAL ENGINEERS:
***WSP CANTOR SEINUK***
228 EAST 45th Street
New York, NY 10017 USA
TEL: 212 687 9888 FAX: 646 487 5501

MEP ENGINEERS:
***AKF GROUP***
One Liberty Plaza, 165 Broadway, 22nd Floor
New York, NY 10006 USA
TEL: 212 354 5656 FAX: 212 354 5668

GEOTECHNICAL ENGINEERS:
***Langan Engineering & Environmental Services***
21 Penn Plaza - 360 West 31st Street, 8th Floor
New York, NY 10001-2727
TEL: 212 479 5400 FAX: 212 479 5444

CODE CONSULTANTS:
***Construction Consulting Associates***
100 Church Street
New York, NY 10007
TEL: 212 385 1818 FAX: 212 385 1911

CURTAINWALL CONSULTANT:
***AJLP Consulting***
40 Worth Street. Suite 826
New York, NY 10013
TEL: 212 757 5659 FAX: 646 219 8508

LANDMARK/PRESERVATION CONSULTANT:
***Jan Hird Pokorny Associates, Inc.***
39 West 37th Street, 12A
New York, NY 10018
TEL: 212 759 6462 FAX: 212 759 6540

| No. | DESCRIPTION | DATE |
|---|---|---|
| 1 | CD PROGRESS ISSUE 3 | 09 MAR 2015 |
| 2 | CD PROGRESS ISSUE 4 | 01 JUN 2015 |
| 3 | CD PROGRESS ISSUE 5 | 10 AUG 2015 |
| 4 | DOB AMENDMENT 2 | 18 SEP 2015 |
| 5 | CD PROGRESS ISSUE 7 | 29 JAN 2016 |
| 6 | CD PROGRESS ISSUE 8 - GMP SET | 18 MAR 2016 |
| 7 | CD BULLETIN ISSUE 2 | 06 MAY 2016 |
| 8 | DOB AMENDMENT 3 | 03 OCT 2016 |

0 4'-0" 8'-0" 16'-0"

Discrepancies must be reported immediately to the Architect before proceeding. Only figured dimensions are to be used. Contractors must check all dimensions on site. This drawing is protected by copyright.

ALL DIMENSIONS ARE SHOWN IN IMPERIAL.

CONSULTANT:
AKF
ONE LIBERTY PLAZA, 165 BROADWAY, 22nd FLOOR
NEW YORK, NY 10006
T: 212.354.5656 F: 212.354.5668
Arlington / Boston / Atlanta City / Minneapolis / New York
Philadelphia / Houston / Fairfax / Rochester / Stamford

PROJECT:
**217 WEST 57TH STREET**
NEW YORK, NY

DRAWING TITLE:
MECHANICAL
HOT WATER RISER DIAGRAM

SEAL & SIGNATURE:

| | |
|---|---|
| DATE: | 08/10/15 |
| PROJECT No: | Y130747.-000 |
| DRAWN: RC/AZ | REV: |
| CHK: PHS | 8 |
| SCALE: NONE | |
| DWG No: | M-411.02 |
| DOB PAGE No: 104 of 132 | |

DOB EMPLOYEE STAMP:

DOB B-SCAN:

36" x 48" ANSI E SHEET SIZE
FILE NAME:
PLOT DATE: 10/10/2016 5:27:46 PM

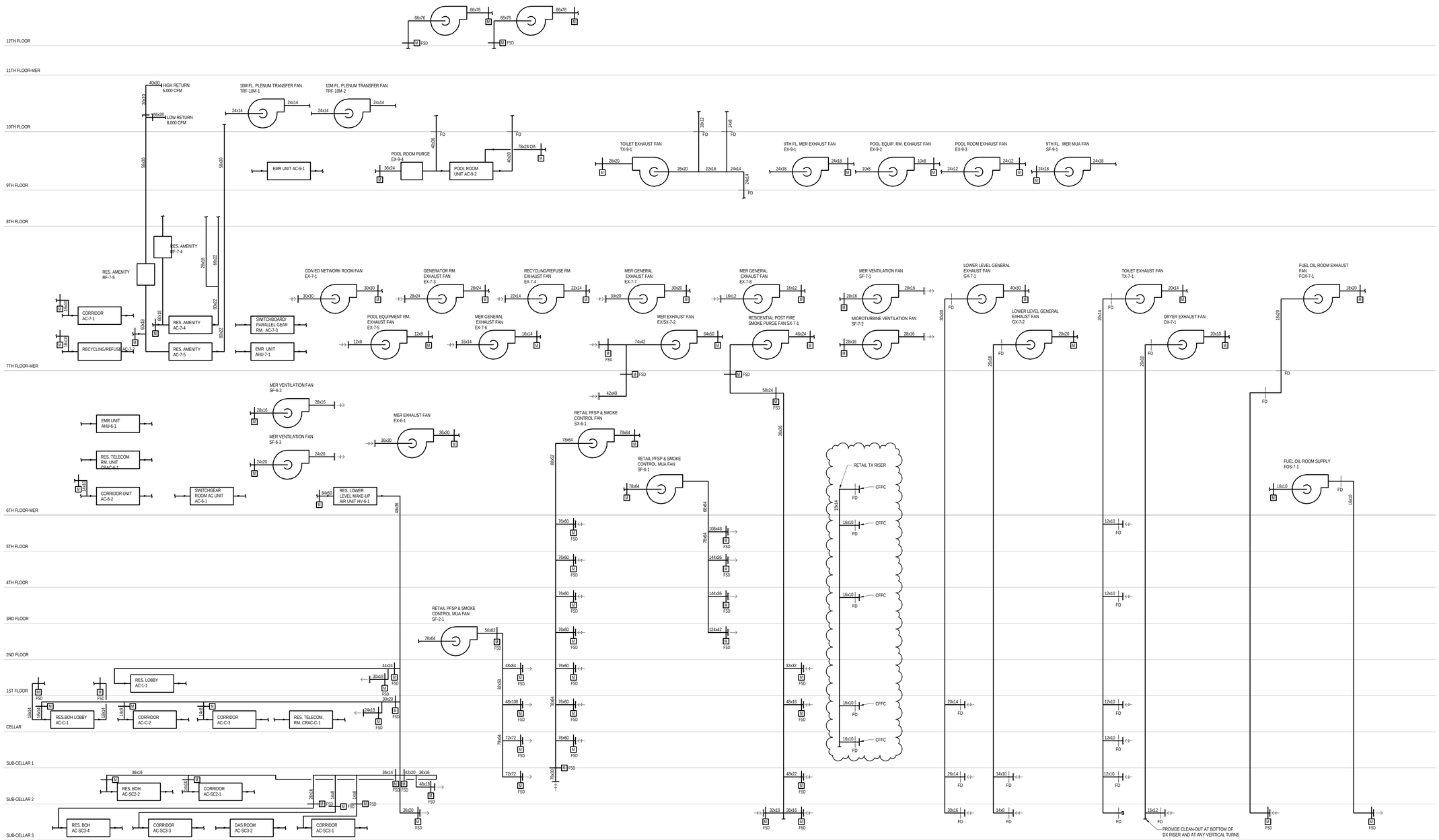


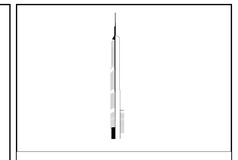

KEY PLAN:

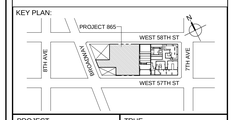


PROJECT NORTH

TRUE NORTH


DEVELOPER:
***EXTELL DEVELOPMENT COMPANY***
805 THIRD AVENUE, 7TH FLOOR
New York, NY 10022 USA
TEL: 212 712 6000 FAX: 212 712 6100

DESIGN ARCHITECT: Base Building Shell & Core
***ADRIAN SMITH + GORDON GILL ARCHITECTURE***
111 WEST MONROE STREET SUITE 2300
CHICAGO IL 60603
TEL: 312 920 1888 FAX: 312 920 1775

INTERIOR DESIGNER: Residential
***Rottet Architecture and Design Studio, PLLC***
298 Fifth Ave, 7th Floor
New York, NY 10001
TEL: 646 998 7000 FAX:

ARCHITECT OF RECORD:Base Building Shell, Core, & Residential
***AAI ARCHITECTS, P.C.***
401 Wellington St. W., 3rd Floor
Toronto, ON M5V 1E7 Canada
TEL: 416 967 1500 FAX: 416 967 7150

STRUCTURAL ENGINEERS:
***WSP CANTOR SEINUK***
228 EAST 45th Street
New York, NY 10017 USA
TEL: 212 687 9888 FAX: 646 487 5501

MEP ENGINEERS:
***AKF GROUP***
One Liberty Plaza, 165 Broadway, 22nd Floor
New York, NY 10006 USA
TEL: 212 354 5656 FAX: 212 354 5668

GEOTECHNICAL ENGINEERS:
***Langan Engineering & Environmental Services***
21 Penn Plaza - 360 West 31st Street, 8th Floor
New York, NY 10001-2727
TEL: 212 479 5400 FAX: 212 479 5444

CODE CONSULTANTS:
***Construction Consulting Associates***
100 Church Street
New York, NY 10007
TEL: 212 385 1818 FAX: 212 385 1911

CURTAINWALL CONSULTANT:
***AJLP Consulting***
40 Worth Street. Suite 826
New York, NY 10013
TEL: 212 757 5659 FAX: 646 219 8508

LANDMARK/PRESERVATION CONSULTANT:
***Jan Hird Pokorny Associates, Inc.***
39 West 37th Street, 12A
New York, NY 10018
TEL: 212 759 6462 FAX: 212 759 6540


| No. | DESCRIPTION | DATE |
|---|---|---|
| 1 | ISSUED FOR SCHEMATIC DESIGN | 04 APR 2014 |
| 2 | ISSUED FOR DESIGN DEVELOPMENT | 01 JUL 2014 |
| 3 | ISSUED FOR DESIGN DEVELOPMENT | 31 JUL 2014 |
| 4 | CD PROGRESS ISSUE 1 | 15 OCT 2014 |
| 5 | ISSUED FOR BID - MECHANICAL | 15 OCT 2014 |
| 6 | DOB SUBMISSION | 19 DEC 2014 |
| 7 | CD PROGRESS ISSUE 3 | 09 MAR 2015 |
| 8 | CD PROGRESS ISSUE 4 | 01 JUN 2015 |
| 9 | CD PROGRESS ISSUE 5 | 10 AUG 2015 |
| 10 | DOB AMENDMENT 2 | 18 SEP 2015 |
| 11 | CD PROGRESS ISSUE 7 | 29 JAN 2016 |
| 12 | CD PROGRESS ISSUE 8 - GMP SET | 18 MAR 2016 |
| 13 | CD BULLETIN ISSUE 6 | 26 AUG 2016 |
| 14 | DOB AMENDMENT 3 | 03 OCT 2016 |

0 4' - 0" 8' - 0" 16' - 0"


Discrepancies must be reported immediately to the Architect before proceeding. Only figured dimensions are to be used. Contractors must check all dimensions on site. This drawing is protected by copyright.


ALL DIMENSIONS ARE SHOWN IN IMPERIAL.

CONSULTANT:
AKF
ONE LIBERTY PLAZA, 165 BROADWAY, 22nd FLOOR
NEW YORK, NY 10006
T: 212.354.5656 F: 212.354.5668
Atlanta / Boise / Metro Dc / Monmouth / New York
Philadelphia / Princeton / Tucson / Tyson Corner / Stamford

PROJECT:
**217 WEST 57TH STREET**
NEW YORK, NY

DRAWING TITLE:
MECHANICAL
LOWER LEVEL AIR RISER DIAGRAM

SEAL & SIGNATURE:

STATE OF NEW YORK · PHILIP H. SCHMIDT · 075 · LICENSED PROFESSIONAL ENGINEER

| | |
|---|---|
| DATE: | 04/04/14 |
| PROJECT No: | Y130747-000 |
| DRAWN: RC/AZ | REV: |
| CHK: PHS | 14 |
| SCALE: NONE | |
| DWG No: | |
| **M-416.02** | |
| DOB PAGE No: 107 of 132 | |

DOB EMPLOYEE STAMP:

DOB B-SCAN:


DEPT OF BLDGS 121265626 Job Number
E522157-F20 Scan Code
36" x 48" ANSI E SHEET SIZE
FILE NAME:
PLOT DATE: 10/13/2016 5:38:24 PM

DEPT OF BLDGS 121263256 Job Number
E300422195990 Scan Code

36" x 48" ANSI E SHEET SIZE

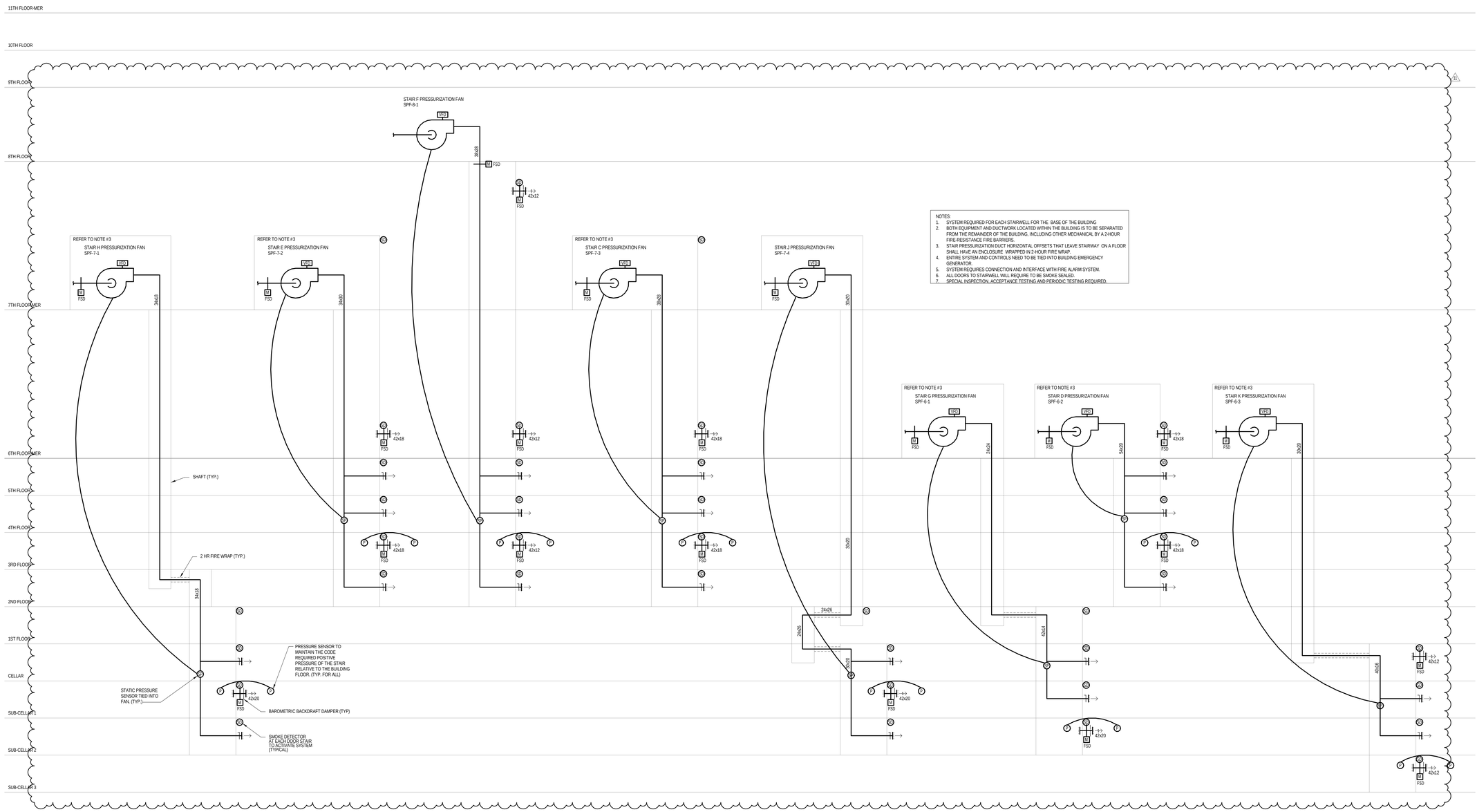


NOTES:
1. SYSTEM REQUIRED FOR EACH STAIRWELL FOR THE BASE OF THE BUILDING
2. BOTH EQUIPMENT AND DUCTWORK LOCATED WITHIN THE BUILDING IS TO BE SEPARATED FROM THE REMAINDER OF THE BUILDING, INCLUDING OTHER MECHANICAL BY A 2-HOUR FIRE-RESISTANCE FIRE BARRIERS.
3. STAIR PRESSURIZATION DUCT HORIZONTAL OFFSETS THAT LEAVE STAIRWAY ON A FLOOR SHALL HAVE AN ENCLOSURE WRAPPED IN 2-HOUR FIRE WRAP.
4. ENTIRE SYSTEM AND CONTROLS NEED TO BE TIED INTO BUILDING EMERGENCY GENERATOR.
5. SYSTEM REQUIRES CONNECTION AND INTERFACE WITH FIRE ALARM SYSTEM.
6. ALL DOORS TO STAIRWELL WILL REQUIRE TO BE SMOKE SEALED.
7. SPECIAL INSPECTION, ACCEPTANCE TESTING AND PERIODIC TESTING REQUIRED.



KEY PLAN:

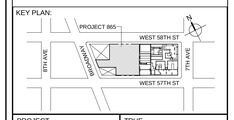


PROJECT NORTH

TRUE NORTH

DEVELOPER:
***EXTELL DEVELOPMENT COMPANY***
805 THIRD AVENUE, 7TH FLOOR
New York, NY 10022 USA
TEL: 212 712 6000 FAX: 212 712 6100

DESIGN ARCHITECT: Base Building Shell & Core
***ADRIAN SMITH + GORDON GILL ARCHITECTURE***
111 WEST MONROE STREET SUITE 2300
CHICAGO IL 60603
TEL: 312 920 1888 FAX: 312 920 1775

INTERIOR DESIGNER: Residential
***Rottet Architecture and Design Studio, PLLC***
298 Fifth Ave, 7th Floor
New York, NY 10001
TEL: 646 998 7000 FAX:

ARCHITECT OF RECORD:Base Building Shell, Core, & Residential
***AAI ARCHITECTS, P.C.***
401 Wellington St. W., 3rd Floor
Toronto, ON M5V 1E7 Canada
TEL: 416 967 1500 FAX: 416 967 7150

STRUCTURAL ENGINEERS:
***WSP CANTOR SEINUK***
228 EAST 45th Street
New York, NY 10017 USA
TEL: 212 687 9888 FAX: 646 487 5501

MEP ENGINEERS:
***AKF GROUP***
One Liberty Plaza, 165 Broadway, 22nd Floor
New York, NY 10006 USA
TEL: 212 354 5656 FAX: 212 354 5668

GEOTECHNICAL ENGINEERS:
***Langan Engineering & Environmental Services***
21 Penn Plaza - 360 West 31st Street, 8th Floor
New York, NY 10001-2727
TEL: 212 479 5400 FAX: 212 479 5444

CODE CONSULTANTS:
***Construction Consulting Associates***
100 Church Street
New York, NY 10007
TEL: 212 385 1818 FAX: 212 385 1911

CURTAINWALL CONSULTANT:
***AJLP Consulting***
40 Worth Street. Suite 826
New York, NY 10013
TEL: 212 757 5659 FAX: 646 219 8508

LANDMARK/PRESERVATION CONSULTANT:
***Jan Hird Pokorny Associates, Inc.***
39 West 37th Street, 12A
New York, NY 10018
TEL: 212 759 6462 FAX: 212 759 6540

| No. | DESCRIPTION | DATE |
|---|---|---|
| 1 | ISSUED FOR SCHEMATIC DESIGN | 04 APR 2014 |
| 2 | ISSUED FOR DESIGN DEVELOPMENT | 01 JUL 2014 |
| 3 | ISSUED FOR DESIGN DEVELOPMENT | 31 JUL 2014 |
| 4 | CD PROGRESS ISSUE 1 | 15 OCT 2014 |
| 5 | ISSUED FOR BID - MECHANICAL | 15 OCT 2014 |
| 6 | DOB SUBMISSION | 19 DEC 2014 |
| 7 | CD PROGRESS ISSUE 5 | 10 AUG 2015 |
| 8 | DOB AMENDMENT 2 | 18 SEP 2015 |
| 9 | CD PROGRESS ISSUE 7 | 29 JAN 2016 |
| 10 | CD PROGRESS ISSUE 8 - GMP SET | 18 MAR 2016 |
| 11 | CD BULLETIN ISSUE 2 | 06 MAY 2016 |
| 12 | DOB AMENDMENT 3 | 03 OCT 2016 |

0 4'-0" 8'-0" 16'-0"

Discrepancies must be reported immediately to the Architect before proceeding. Only figured dimensions are to be used. Contractors must check all dimensions on site. This drawing is protected by copyright.

ALL DIMENSIONS ARE SHOWN IN IMPERIAL.

CONSULTANT:
AKF
ONE LIBERTY PLAZA, 165 BROADWAY, 22nd FLOOR
NEW YORK, NY 10006
T: 212.354.5656 F: 212.354.5668
Philadelphia • Princeton • Dallas • Cincinnati • Kansas City

PROJECT:
**217 WEST 57TH STREET**
NEW YORK, NY

DRAWING TITLE:
MECHANICAL
LOWER LEVEL AIR RISER DIAGRAM

SEAL & SIGNATURE:

| | |
|---|---|
| DATE: | 04/04/14 |
| PROJECT No: | Y130747-000 |
| DRAWN: Author | REV: |
| CHK: PHS | 12 |
| SCALE: NONE | |
| DWG No: | M-417.02 |
| DOB PAGE No: 108 of 132 | |

DOB EMPLOYEE STAMP:

DOB B-SCAN:

FILE NAME:
PLOT DATE: 10/19/2016 5:38:30 PM

DEPT OF BLDGS 37126305 Job Number
E317058995 Scan Code



KEY PLAN:

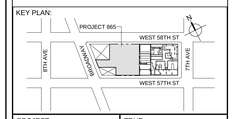


PROJECT NORTH

TRUE NORTH

DEVELOPER:
***EXTELL DEVELOPMENT COMPANY***
805 THIRD AVENUE, 7TH FLOOR
New York, NY 10022 USA
TEL: 212 712 6000 FAX: 212 712 6100

DESIGN ARCHITECT: Base Building Shell & Core
***ADRIAN SMITH + GORDON GILL ARCHITECTURE***
111 WEST MONROE STREET SUITE 2300
CHICAGO IL 60603
TEL: 312 920 1888 FAX: 312 920 1775

INTERIOR DESIGNER: Residential
***Rottet Architecture and Design Studio, PLLC***
298 Fifth Ave, 7th Floor
New York, NY 10001
TEL: 646 998 7000 FAX:

ARCHITECT OF RECORD:Base Building Shell, Core, & Residential
***AAI ARCHITECTS, P.C.***
401 Wellington St. W., 3rd Floor
Toronto, ON M5V 1E7 Canada
TEL: 416 967 1500 FAX: 416 967 7150

STRUCTURAL ENGINEERS:
***WSP CANTOR SEINUK***
228 EAST 45th Street
New York, NY 10017 USA
TEL: 212 687 9888 FAX: 646 487 5501

MEP ENGINEERS:
***AKF GROUP***
One Liberty Plaza, 165 Broadway, 22nd Floor
New York, NY 10006 USA
TEL: 212 354 5656 FAX: 212 354 5668

GEOTECHNICAL ENGINEERS:
***Langan Engineering & Environmental Services***
21 Penn Plaza - 360 West 31st Street, 8th Floor
New York, NY 10001-2727
TEL: 212 479 5400 FAX: 212 479 5444

CODE CONSULTANTS:
***Construction Consulting Associates***
100 Church Street
New York, NY 10007
TEL: 212 385 1818 FAX: 212 385 1911

CURTAINWALL CONSULTANT:
***AJLP Consulting***
40 Worth Street. Suite 826
New York, NY 10013
TEL: 212 757 5659 FAX: 646 219 8508

LANDMARK/PRESERVATION CONSULTANT:
***Jan Hird Pokorny Associates, Inc.***
39 West 37th Street, 12A
New York, NY 10018
TEL: 212 759 6462 FAX: 212 759 6540

| No. | DESCRIPTION | DATE |
|---|---|---|
| 1 | ISSUED FOR SCHEMATIC DESIGN | 04 APR 2014 |
| 2 | ISSUED FOR DESIGN DEVELOPMENT | 01 JUL 2014 |
| 3 | ISSUED FOR DESIGN DEVELOPMENT | 31 JUL 2014 |
| 4 | CD PROGRESS ISSUE 1 | 15 OCT 2014 |
| 5 | ISSUED FOR BID - MECHANICAL | 15 OCT 2014 |
| 6 | DOB SUBMISSION | 19 DEC 2014 |
| 7 | CD PROGRESS ISSUE 3 | 09 MAR 2015 |
| 8 | DOB AMENDMENT 2 | 18 SEP 2015 |
| 9 | CD PROGRESS ISSUE 6 | 02 NOV 2015 |
| 10 | CD PROGRESS ISSUE 7 | 29 JAN 2016 |
| 11 | CD PROGRESS ISSUE 8 - GMP SET | 18 MAR 2016 |
| 12 | CD BULLETIN ISSUE 2 | 06 MAY 2016 |
| 13 | CD BULLETIN ISSUE 4 | 15 JUL 2016 |
| 14 | DOB AMENDMENT 3 | 03 OCT 2016 |

0 4'-0" 8'-0" 16'-0"

Discrepancies must be reported immediately to the Architect before proceeding. Only figured dimensions are to be used. Contractors must check all dimensions on site. This drawing is protected by copyright.

ALL DIMENSIONS ARE SHOWN IN IMPERIAL.

CONSULTANT:
AKF
ONE LIBERTY PLAZA, 165 BROADWAY, 22nd FLOOR
NEW YORK, NY 10006
T: 212.354.5656 F: 212.354.5668
Arlington / Boston / Atlanta City / Minneapolis / New York
Philadelphia / Princeton / Fairfax / Rochester / Stamford

PROJECT:

**217 WEST 57TH STREET**

NEW YORK, NY

DRAWING TITLE:

MECHANICAL
UPPER LEVELS MAKE-UP &
CORRIDOR AIR RISER DIAGRAM

SEAL & SIGNATURE:

STATE OF NEW YORK · CHRISTOPHER M. HOGAN · No. 075139 · LICENSED PROFESSIONAL ENGINEER

| | |
|---|---|
| DATE: | 04/04/14 |
| PROJECT No: | Y130747-000 |
| DRAWN: RC/AZ | REV: 14 |
| CHK: PHS | |
| SCALE: NONE | |
| DWG No: | **M-420.02** |
| DOB PAGE No: 109 of 132 | |

DOB EMPLOYEE STAMP:

DOB B-SCAN:

36" x 48" ANSI E SHEET SIZE

FILE NAME:
PLOT DATE: 10/19/2016 5:38:27 PM

DEPT OF BLDGS 421258305 Job Number
E321179618 Scan Code






KEY PLAN:

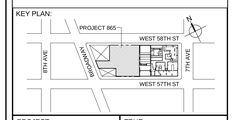


PROJECT NORTH

TRUE NORTH

DEVELOPER:
***EXTELL DEVELOPMENT COMPANY***
805 THIRD AVENUE, 7TH FLOOR
New York, NY 10022 USA
TEL: 212 712 6000 FAX: 212 712 6100

DESIGN ARCHITECT: Base Building Shell & Core
***ADRIAN SMITH + GORDON GILL ARCHITECTURE***
111 WEST MONROE STREET SUITE 2300
CHICAGO IL 60603
TEL: 312 920 1888 FAX: 312 920 1775

INTERIOR DESIGNER: Residential
***Rottet Architecture and Design Studio, PLLC***
298 Fifth Ave, 7th Floor
New York, NY 10001
TEL: 646 998 7000 FAX:

ARCHITECT OF RECORD:Base Building Shell, Core, & Residential
***AAI ARCHITECTS, P.C.***
401 Wellington St. W., 3rd Floor
Toronto, ON M5V 1E7 Canada
TEL: 416 967 1500 FAX: 416 967 7150

STRUCTURAL ENGINEERS:
***WSP CANTOR SEINUK***
228 EAST 45th Street
New York, NY 10017 USA
TEL: 212 687 9888 FAX: 646 487 5501

MEP ENGINEERS:
***AKF GROUP***
One Liberty Plaza, 165 Broadway, 22nd Floor
New York, NY 10006 USA
TEL: 212 354 5656 FAX: 212 354 5668

GEOTECHNICAL ENGINEERS:
***Langan Engineering & Environmental Services***
21 Penn Plaza - 360 West 31st Street, 8th Floor
New York, NY 10001-2727
TEL: 212 479 5400 FAX: 212 479 5444

CODE CONSULTANTS:
***Construction Consulting Associates***
100 Church Street
New York, NY 10007
TEL: 212 385 1818 FAX: 212 385 1911

CURTAINWALL CONSULTANT:
***AJLP Consulting***
40 Worth Street. Suite 826
New York, NY 10013
TEL: 212 757 5659 FAX: 646 219 8508

LANDMARK/PRESERVATION CONSULTANT:
***Jan Hird Pokorny Associates, Inc.***
39 West 37th Street, 12A
New York, NY 10018
TEL: 212 759 6462 FAX: 212 759 6540

| No. | DESCRIPTION | DATE |
|---|---|---|
| 1 | ISSUED FOR SCHEMATIC DESIGN | 04 APR 2014 |
| 2 | ISSUED FOR DESIGN DEVELOPMENT | 01 JUL 2014 |
| 3 | ISSUED FOR DESIGN DEVELOPMENT | 31 JUL 2014 |
| 4 | CD PROGRESS ISSUE 1 | 15 OCT 2014 |
| 5 | ISSUED FOR BID - MECHANICAL | 15 OCT 2014 |
| 6 | DOB SUBMISSION | 19 DEC 2014 |
| 7 | CD PROGRESS ISSUE 3 | 09 MAR 2015 |
| 8 | DOB AMENDMENT 2 | 18 SEP 2015 |
| 9 | CD PROGRESS ISSUE 6 | 02 NOV 2015 |
| 10 | CD PROGRESS ISSUE 7 | 29 JAN 2016 |
| 11 | CD PROGRESS ISSUE 8 - GMP SET | 18 MAR 2016 |
| 12 | CD BULLETIN ISSUE 2 | 06 MAY 2016 |
| 13 | CD BULLETIN ISSUE 4 | 15 JUL 2016 |
| 14 | DOB AMENDMENT 3 | 03 OCT 2016 |

0 4' - 0" 8' - 0" 16' - 0"

Discrepancies must be reported immediately to the Architect before proceeding. Only figured dimensions are to be used. Contractors must check all dimensions on site. This drawing is protected by copyright.

ALL DIMENSIONS ARE SHOWN IN IMPERIAL.

CONSULTANT:
AKF
ONE LIBERTY PLAZA, 165 BROADWAY, 22nd FLOOR
NEW YORK, NY 10006
T: 212.354.5656 F: 212.354.5668
Atlanta / Boise / Mexico City / Minneapolis / New York
Philadelphia / Houston / Austin / Rochester / Stamford

PROJECT:
# 217 WEST 57TH STREET
NEW YORK, NY

DRAWING TITLE:
MECHANICAL
UPPER LEVELS MAKE-UP &
CORRIDOR AIR RISER DIAGRAM

SEAL & SIGNATURE:

| | |
|---|---|
| DATE: | 04/04/14 |
| PROJECT No: | Y130747-000 |
| DRAWN: RC/AZ | REV: |
| CHK: PHS | 14 |
| SCALE: NONE | |
| DWG No: | M-421.02 |
| DOB PAGE No: 110 of 132 | |

DOB EMPLOYEE STAMP:

DOB B-SCAN:

36" x 48" ANSI E SHEET SIZE
FILE NAME:
PLOT DATE: 10/13/2016 5:38:44 PM

DEPT OF BLDGS 421263426 Job Number
E326568445P01 Scan Code




KEY PLAN:

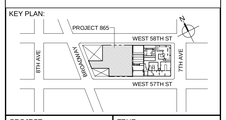


PROJECT NORTH

TRUE NORTH

DEVELOPER:
***EXTELL DEVELOPMENT COMPANY***
805 THIRD AVENUE, 7TH FLOOR
New York, NY 10022 USA
TEL: 212 712 6000 FAX: 212 712 6100

DESIGN ARCHITECT: Base Building Shell & Core
***ADRIAN SMITH + GORDON GILL ARCHITECTURE***
111 WEST MONROE STREET SUITE 2300
CHICAGO IL 60603
TEL: 312 920 1888 FAX: 312 920 1775

INTERIOR DESIGNER: Residential
***Rottet Architecture and Design Studio, PLLC***
298 Fifth Ave, 7th Floor
New York, NY 10001
TEL: 646 998 7000 FAX:

ARCHITECT OF RECORD:Base Building Shell, Core, & Residential
***AAI ARCHITECTS, P.C.***
401 Wellington St. W., 3rd Floor
Toronto, ON M5V 1E7 Canada
TEL: 416 967 1500 FAX: 416 967 7150

STRUCTURAL ENGINEERS:
***WSP CANTOR SEINUK***
228 EAST 45th Street
New York, NY 10017 USA
TEL: 212 687 9888 FAX: 646 487 5501

MEP ENGINEERS:
***AKF GROUP***
One Liberty Plaza, 165 Broadway, 22nd Floor
New York, NY 10006 USA
TEL: 212 354 5656 FAX: 212 354 5668

GEOTECHNICAL ENGINEERS:
***Langan Engineering & Environmental Services***
21 Penn Plaza - 360 West 31st Street, 8th Floor
New York, NY 10001-2727
TEL: 212 479 5400 FAX: 212 479 5444

CODE CONSULTANTS:
***Construction Consulting Associates***
100 Church Street
New York, NY 10007
TEL: 212 385 1818 FAX: 212 385 1911

CURTAINWALL CONSULTANT:
***AJLP Consulting***
40 Worth Street. Suite 826
New York, NY 10013
TEL: 212 757 5659 FAX: 646 219 8508

LANDMARK/PRESERVATION CONSULTANT:
***Jan Hird Pokorny Associates, Inc.***
39 West 37th Street, 12A
New York, NY 10018
TEL: 212 759 6462 FAX: 212 759 6540

| No. | DESCRIPTION | DATE |
|---|---|---|
| 1 | ISSUED FOR SCHEMATIC DESIGN | 04 APR 2014 |
| 2 | ISSUED FOR DESIGN DEVELOPMENT | 01 JUL 2014 |
| 3 | ISSUED FOR DESIGN DEVELOPMENT | 31 JUL 2014 |
| 4 | CD PROGRESS ISSUE 1 | 15 OCT 2014 |
| 5 | ISSUED FOR BID - MECHANICAL | 15 OCT 2014 |
| 6 | DOB SUBMISSION | 19 DEC 2014 |
| 7 | CD PROGRESS ISSUE 3 | 09 MAR 2015 |
| 8 | CD PROGRESS ISSUE 4 | 01 JUN 2015 |
| 9 | CD PROGRESS ISSUE 5 | 10 AUG 2015 |
| 10 | DOB AMENDMENT 2 | 18 SEP 2015 |
| 11 | CD PROGRESS ISSUE 6 | 02 NOV 2015 |
| 12 | CD PROGRESS ISSUE 7 | 29 JAN 2016 |
| 13 | CD PROGRESS ISSUE 8 - GMP SET | 18 MAR 2016 |
| 14 | CD BULLETIN ISSUE 2 | 06 MAY 2016 |
| 15 | CD BULLETIN ISSUE 4 | 15 JUL 2016 |
| 16 | DOB AMENDMENT 3 | 03 OCT 2016 |

0 4'-0" 8'-0" 16'-0"

Discrepancies must be reported immediately to the Architect before proceeding. Only figured dimensions are to be used. Contractors must check all dimensions on site. This drawing is protected by copyright.

ALL DIMENSIONS ARE SHOWN IN IMPERIAL.

CONSULTANT:
AKF
ONE LIBERTY PLAZA, 165 BROADWAY, 22nd FLOOR
NEW YORK, NY 10006
T: 212.354.5656 F: 212.354.5668
Atlanta • Berlin • Boston • Dallas • Dubai • Dublin • Dublin • Frankfurt • Hong Kong • Houston • Los Angeles • London • Moscow • Munich • New York • Paris • Rome • Seattle • Shanghai • Singapore • Tokyo

PROJECT:

**217 WEST 57TH STREET**
NEW YORK, NY

DRAWING TITLE:

MECHANICAL
UPPER LEVELS MAKE-UP &
CORRIDOR AIR RISER DIAGRAM

SEAL & SIGNATURE:

STATE OF NEW YORK · MICHAEL P. PHS · 025176 · PROFESSIONAL ENGINEER

| | |
|---|---|
| DATE: | 04/04/14 |
| PROJECT No: | Y130747-000 |
| DRAWN: | RC/AZ |
| CHK: | PHS |
| SCALE: | NONE |
| REV: | 16 |
| DWG No: | M-422.02 |
| DOB PAGE No: | 111 of 132 |

DOB EMPLOYEE STAMP:

DOB B-SCAN:

36" x 48" AVAILE SHEET SIZE
FILE NAME:
PLOT DATE: 10/19/2016 5:38:54 PM

DEPT OF BLDGS 121263426 Job Number
E3139500595 Scan Code

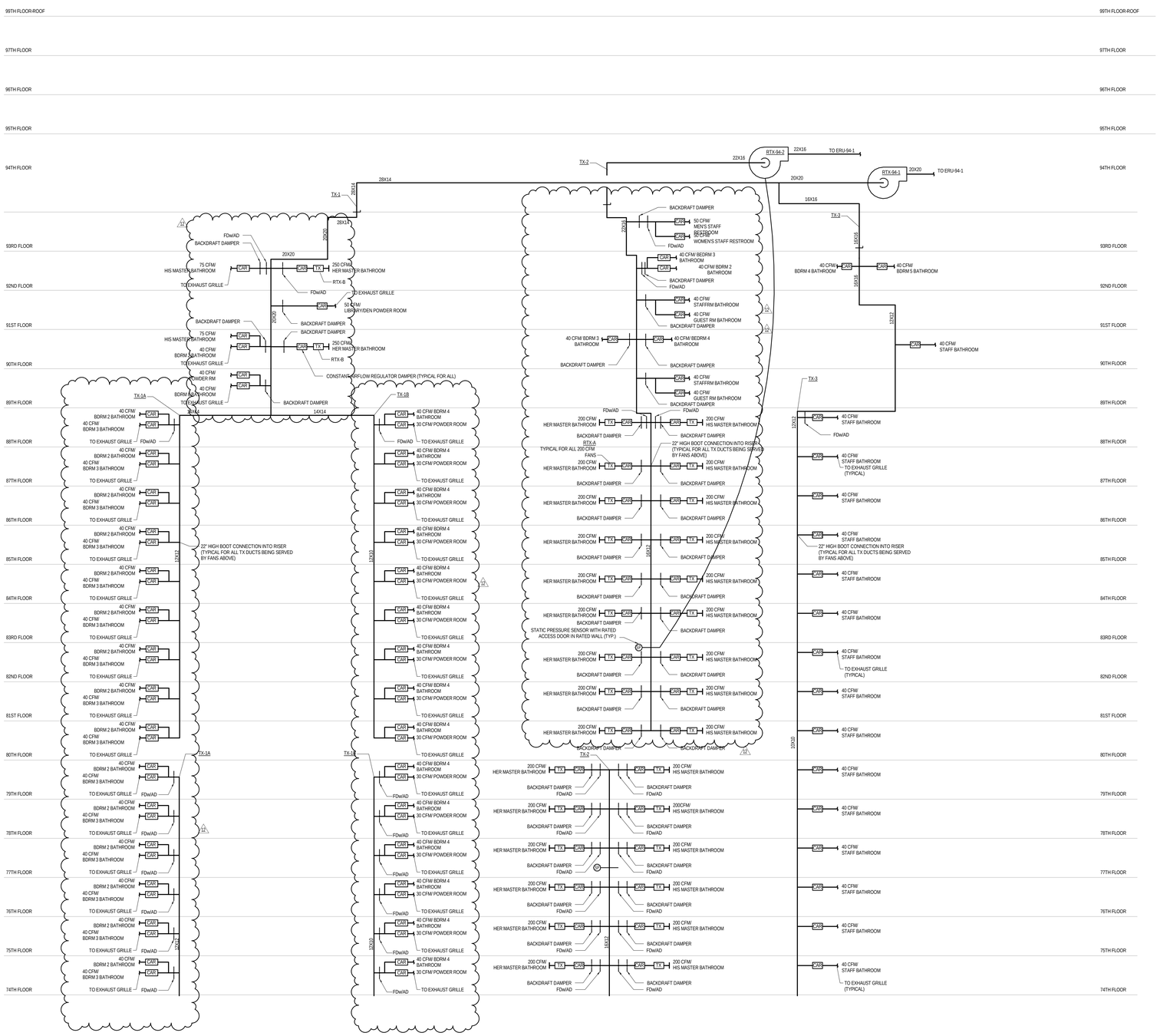


KEY PLAN:

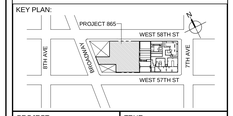


PROJECT NORTH

TRUE NORTH

DEVELOPER:
***EXTELL DEVELOPMENT COMPANY***
805 THIRD AVENUE, 7TH FLOOR
New York, NY 10022 USA
TEL: 212 712 6000 FAX: 212 712 6100

DESIGN ARCHITECT: Base Building Shell & Core
***ADRIAN SMITH + GORDON GILL ARCHITECTURE***
111 WEST MONROE STREET SUITE 2300
CHICAGO IL 60603
TEL: 312 920 1888 FAX: 312 920 1775

INTERIOR DESIGNER: Residential
***Rottet Architecture and Design Studio, PLLC***
298 Fifth Ave, 7th Floor
New York, NY 10001
TEL: 646 998 7000 FAX:

ARCHITECT OF RECORD:Base Building Shell, Core, & Residential
***AAI ARCHITECTS, P.C.***
401 Wellington St. W., 3rd Floor
Toronto, ON M5V 1E7 Canada
TEL: 416 967 1500 FAX: 416 967 7150

STRUCTURAL ENGINEERS:
***WSP CANTOR SEINUK***
228 EAST 45th Street
New York, NY 10017 USA
TEL: 212 687 9888 FAX: 646 487 5501

MEP ENGINEERS:
***AKF GROUP***
One Liberty Plaza, 165 Broadway, 22nd Floor
New York, NY 10006 USA
TEL: 212 354 5656 FAX: 212 354 5668

GEOTECHNICAL ENGINEERS:
***Langan Engineering & Environmental Services***
21 Penn Plaza - 360 West 31st Street, 8th Floor
New York, NY 10001-2727
TEL: 212 479 5400 FAX: 212 479 5444

CODE CONSULTANTS:
***Construction Consulting Associates***
100 Church Street
New York, NY 10007
TEL: 212 385 1818 FAX: 212 385 1911

CURTAINWALL CONSULTANT:
***AJLP Consulting***
40 Worth Street. Suite 826
New York, NY 10013
TEL: 212 757 5659 FAX: 646 219 8508

LANDMARK/PRESERVATION CONSULTANT:
***Jan Hird Pokorny Associates, Inc.***
39 West 37th Street, 12A
New York, NY 10018
TEL: 212 759 6462 FAX: 212 759 6540

| No. | DESCRIPTION | DATE |
|---|---|---|
| 1 | ISSUED FOR SCHEMATIC DESIGN | 04 APR 2014 |
| 2 | ISSUED FOR DESIGN DEVELOPMENT | 01 JUL 2014 |
| 3 | ISSUED FOR DESIGN DEVELOPMENT | 31 JUL 2014 |
| 4 | CD PROGRESS ISSUE 1 | 15 OCT 2014 |
| 5 | ISSUED FOR BID - MECHANICAL | 15 OCT 2014 |
| 6 | DOB SUBMISSION | 19 DEC 2014 |
| 7 | CD PROGRESS ISSUE 3 | 09 MAR 2015 |
| 8 | CD PROGRESS ISSUE 4 | 01 JUN 2015 |
| 9 | CD PROGRESS ISSUE 5 | 10 AUG 2015 |
| 10 | DOB AMENDMENT 2 | 18 SEP 2015 |
| 11 | CD PROGRESS ISSUE 6 | 02 NOV 2015 |
| 12 | CD PROGRESS ISSUE 7 | 29 JAN 2016 |
| 13 | CD PROGRESS ISSUE 8 - GMP SET | 18 MAR 2016 |
| 14 | DOB AMENDMENT 3 | 03 OCT 2016 |

0 4' - 0" 8' - 0" 16' - 0"

Discrepancies must be reported immediately to the Architect before proceeding. Only figured dimensions are to be used. Contractors must check all dimensions on site. This drawing is protected by copyright.

ALL DIMENSIONS ARE SHOWN IN IMPERIAL.

CONSULTANT:
AKF
ONE LIBERTY PLAZA, 165 BROADWAY, 22nd FLOOR
NEW YORK, NY 10006
T: 212.354.5656 F: 212.354.5668
Arlington / Boston / Mexico City / Minneapolis / New York
Philadelphia / Princeton / Puebla / Rochester / Rockville

PROJECT:
**217 WEST 57TH STREET**
NEW YORK, NY

DRAWING TITLE:
MECHANICAL
UPPER LEVELS TOILET EXHAUST
RISER DIAGRAM

SEAL & SIGNATURE:

STATE OF NEW YORK · REGISTERED ARCHITECT · NO. 035735 · LICENSED PROFESSIONAL ENGINEER

| | |
|---|---|
| DATE: | 04/04/14 |
| PROJECT No: | Y130747-000 |
| DRAWN: RC/AZ | REV: |
| CHK: PHS | 14 |
| SCALE: NONE | |
| DWG No: | |
| **M-423.02** | |
| DOB PAGE No: 112 of 132 | |

DOB EMPLOYEE STAMP:

DOB B-SCAN:

36" x 48" ANSI E SHEET SIZE
FILE NAME:
PLOT DATE: 10/19/2016 5:39:00 PM




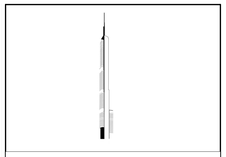

KEY PLAN:

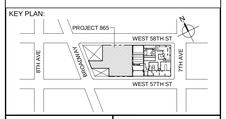


PROJECT NORTH

TRUE NORTH


DEVELOPER:
***EXTELL DEVELOPMENT COMPANY***
805 THIRD AVENUE, 7TH FLOOR
New York, NY 10022 USA
TEL: 212 712 6000 FAX: 212 712 6100

DESIGN ARCHITECT: Base Building Shell & Core
***ADRIAN SMITH + GORDON GILL ARCHITECTURE***
111 WEST MONROE STREET SUITE 2300
CHICAGO IL 60603
TEL: 312 920 1888 FAX: 312 920 1775

INTERIOR DESIGNER: Residential
***Rottet Architecture and Design Studio, PLLC***
298 Fifth Ave, 7th Floor
New York, NY 10001
TEL: 646 998 7000 FAX:

ARCHITECT OF RECORD:Base Building Shell, Core, & Residential
***AAI ARCHITECTS, P.C.***
401 Wellington St. W., 3rd Floor
Toronto, ON M5V 1E7 Canada
TEL: 416 967 1500 FAX: 416 967 7150

STRUCTURAL ENGINEERS:
***WSP CANTOR SEINUK***
228 EAST 45th Street
New York, NY 10017 USA
TEL: 212 687 9888 FAX: 646 487 5501

MEP ENGINEERS:
***AKF GROUP***
One Liberty Plaza, 165 Broadway, 22nd Floor
New York, NY 10006 USA
TEL: 212 354 5656 FAX: 212 354 5668

GEOTECHNICAL ENGINEERS:
***Langan Engineering & Environmental Services***
21 Penn Plaza - 360 West 31st Street, 8th Floor
New York, NY 10001-2727
TEL: 212 479 5400 FAX: 212 479 5444

CODE CONSULTANTS:
***Construction Consulting Associates***
100 Church Street
New York, NY 10007
TEL: 212 385 1818 FAX: 212 385 1911

CURTAINWALL CONSULTANT:
***AJLP Consulting***
40 Worth Street. Suite 826
New York, NY 10013
TEL: 212 757 5659 FAX: 646 219 8508

LANDMARK/PRESERVATION CONSULTANT:
***Jan Hird Pokorny Associates, Inc.***
39 West 37th Street, 12A
New York, NY 10018
TEL: 212 759 6462 FAX: 212 759 6540


| No. | DESCRIPTION | DATE |
|---|---|---|
| 1 | ISSUED FOR SCHEMATIC DESIGN | 04 APR 2014 |
| 2 | ISSUED FOR DESIGN DEVELOPMENT | 01 JUL 2014 |
| 3 | ISSUED FOR DESIGN DEVELOPMENT | 31 JUL 2014 |
| 4 | CD PROGRESS ISSUE 1 | 15 OCT 2014 |
| 5 | ISSUED FOR BID - MECHANICAL | 15 OCT 2014 |
| 6 | DOB SUBMISSION | 19 DEC 2014 |
| 7 | CD PROGRESS ISSUE 3 | 09 MAR 2015 |
| 8 | CD PROGRESS ISSUE 4 | 01 JUN 2015 |
| 9 | CD PROGRESS ISSUE 5 | 10 AUG 2015 |
| 10 | DOB AMENDMENT 2 | 18 SEP 2015 |
| 11 | CD PROGRESS ISSUE 6 | 02 NOV 2015 |
| 12 | CD PROGRESS ISSUE 7 | 29 JAN 2016 |
| 13 | CD PROGRESS ISSUE 8 - GMP SET | 18 MAR 2016 |
| 14 | CD BULLETIN ISSUE 2 | 06 MAY 2016 |
| 15 | DOB AMENDMENT 3 | 03 OCT 2016 |

0 4'-0" 8'-0" 16'-0"


Discrepancies must be reported immediately to the Architect before proceeding. Only figured dimensions are to be used. Contractors must check all dimensions on site. This drawing is protected by copyright.

ALL DIMENSIONS ARE SHOWN IN IMPERIAL.



CONSULTANT:
AKF
ONE LIBERTY PLAZA, 165 BROADWAY, 22nd FLOOR
NEW YORK, NY 10006
T: 212.354.5656 F: 212.354.5668
Arlington / Boston / Mexico City / Minneapolis / New York
Philadelphia / Princeton / Tucson / Rochester / Guatemala


PROJECT:

**217 WEST 57TH STREET**
NEW YORK, NY

DRAWING TITLE:

MECHANICAL
UPPER LEVELS TOILET EXHAUST RISER DIAGRAM

SEAL & SIGNATURE:




| | |
|---|---|
| DATE: | 04/04/14 |
| PROJECT No: | Y130747-000 |
| DRAWN: | RC/AZ |
| REV: | 15 |
| CHK: | PHS |
| SCALE: | NONE |
| DWG No: | **M-424.02** |
| DOB PAGE No: | 113 of 132 |

DOB EMPLOYEE STAMP:

DOB B-SCAN:


DEPT OF BLDGS 121258258 Job Number
E3225544095 Scan Code
36" x 48" ANSI E SHEET SIZE
FILE NAME:
PLOT DATE: 10/19/2016 5:39:11 PM

DEPT OF BLDGS 421258305 Job Number
E302280645 Scan Code



KEY PLAN:

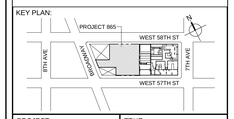


PROJECT NORTH

TRUE NORTH

DEVELOPER:
***EXTELL DEVELOPMENT COMPANY***
805 THIRD AVENUE, 7TH FLOOR
New York, NY 10022 USA
TEL: 212 712 6000 FAX: 212 712 6100

DESIGN ARCHITECT: Base Building Shell & Core
***ADRIAN SMITH + GORDON GILL ARCHITECTURE***
111 WEST MONROE STREET SUITE 2300
CHICAGO IL 60603
TEL: 312 920 1888 FAX: 312 920 1775

INTERIOR DESIGNER: Residential
***Rottet Architecture and Design Studio, PLLC***
298 Fifth Ave, 7th Floor
New York, NY 10001
TEL: 646 998 7000 FAX:

ARCHITECT OF RECORD:Base Building Shell, Core, & Residential
***AAI ARCHITECTS, P.C.***
401 Wellington St. W., 3rd Floor
Toronto, ON M5V 1E7 Canada
TEL: 416 967 1500 FAX: 416 967 7150

STRUCTURAL ENGINEERS:
***WSP CANTOR SEINUK***
228 EAST 45th Street
New York, NY 10017 USA
TEL: 212 687 9888 FAX: 646 487 5501

MEP ENGINEERS:
***AKF GROUP***
One Liberty Plaza, 165 Broadway, 22nd Floor
New York, NY 10006 USA
TEL: 212 354 5656 FAX: 212 354 5668

GEOTECHNICAL ENGINEERS:
***Langan Engineering & Environmental Services***
21 Penn Plaza - 360 West 31st Street, 8th Floor
New York, NY 10001-2727
TEL: 212 479 5400 FAX: 212 479 5444

CODE CONSULTANTS:
***Construction Consulting Associates***
100 Church Street
New York, NY 10007
TEL: 212 385 1818 FAX: 212 385 1911

CURTAINWALL CONSULTANT:
***AJLP Consulting***
40 Worth Street. Suite 826
New York, NY 10013
TEL: 212 757 5659 FAX: 646 219 8508

LANDMARK/PRESERVATION CONSULTANT:
***Jan Hird Pokorny Associates, Inc.***
39 West 37th Street, 12A
New York, NY 10018
TEL: 212 759 6462 FAX: 212 759 6540

| No. | DESCRIPTION | DATE |
|---|---|---|
| 1 | ISSUED FOR SCHEMATIC DESIGN | 04 APR 2014 |
| 2 | ISSUED FOR DESIGN DEVELOPMENT | 01 JUL 2014 |
| 3 | ISSUED FOR DESIGN DEVELOPMENT | 31 JUL 2014 |
| 4 | CD PROGRESS ISSUE 1 | 15 OCT 2014 |
| 5 | ISSUED FOR BID - MECHANICAL | 15 OCT 2014 |
| 6 | DOB SUBMISSION | 19 DEC 2014 |
| 7 | CD PROGRESS ISSUE 3 | 09 MAR 2015 |
| 8 | CD PROGRESS ISSUE 4 | 01 JUN 2015 |
| 9 | CD PROGRESS ISSUE 5 | 10 AUG 2015 |
| 10 | DOB AMENDMENT 2 | 18 SEP 2015 |
| 11 | CD PROGRESS ISSUE 6 | 02 NOV 2015 |
| 12 | CD PROGRESS ISSUE 7 | 29 JAN 2016 |
| 13 | CD PROGRESS ISSUE 8 - GMP SET | 18 MAR 2016 |
| 14 | CD BULLETIN ISSUE 2 | 06 MAY 2016 |
| 15 | DOB AMENDMENT 3 | 03 OCT 2016 |

0 4'-0" 8'-0" 16'-0"

Discrepancies must be reported immediately to the Architect before proceeding. Only figured dimensions are to be used. Contractors must check all dimensions on site. This drawing is protected by copyright.

ALL DIMENSIONS ARE SHOWN IN IMPERIAL.

CONSULTANT:
AKF
ONE LIBERTY PLAZA, 165 BROADWAY, 22nd FLOOR
NEW YORK, NY 10006
T: 212.354.5656 F: 212.354.5668
Phoenix • Seattle • Los Angeles • Portland • San Jose
Philadelphia • Washington • Dallas • Houston • New York

PROJECT:
**217 WEST 57TH STREET**
NEW YORK, NY

DRAWING TITLE:
MECHANICAL
UPPER LEVELS TOILET EXHAUST
RISER DIAGRAM

SEAL & SIGNATURE:

| | |
|---|---|
| DATE: | 04/04/14 |
| PROJECT No: | Y130747-000 |
| DRAWN: | RC/AZ |
| CHK: | PHS |
| SCALE: | NONE |
| REV: | 15 |
| DWG No: | M-425.02 |
| DOB PAGE No: | 114 of 132 |

DOB EMPLOYEE STAMP:

DOB B-SCAN:

36" x 48" ANSI E SHEET SIZE

FILE NAME:
PLOT DATE: 10/18/2016 5:39:23 PM

DEPT OF BLDGS 121206205 Job Number
E241205205 Scan Code






KEY PLAN:

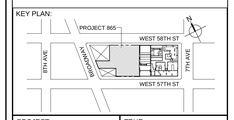


PROJECT NORTH

TRUE NORTH

DEVELOPER:
***EXTELL DEVELOPMENT COMPANY***
805 THIRD AVENUE, 7TH FLOOR
New York, NY 10022 USA
TEL: 212 712 6000 FAX: 212 712 6100

DESIGN ARCHITECT: Base Building Shell & Core
***ADRIAN SMITH + GORDON GILL ARCHITECTURE***
111 WEST MONROE STREET SUITE 2300
CHICAGO IL 60603
TEL: 312 920 1888 FAX: 312 920 1775

INTERIOR DESIGNER: Residential
***Rottet Architecture and Design Studio, PLLC***
298 Fifth Ave, 7th Floor
New York, NY 10001
TEL: 646 998 7000 FAX:

ARCHITECT OF RECORD:Base Building Shell, Core, & Residential
***AAI ARCHITECTS, P.C.***
401 Wellington St. W., 3rd Floor
Toronto, ON M5V 1E7 Canada
TEL: 416 967 1500 FAX: 416 967 7150

STRUCTURAL ENGINEERS:
***WSP CANTOR SEINUK***
228 EAST 45th Street
New York, NY 10017 USA
TEL: 212 687 9888 FAX: 646 487 5501

MEP ENGINEERS:
***AKF GROUP***
One Liberty Plaza, 165 Broadway, 22nd Floor
New York, NY 10006 USA
TEL: 212 354 5656 FAX: 212 354 5668

GEOTECHNICAL ENGINEERS:
***Langan Engineering & Environmental Services***
21 Penn Plaza - 360 West 31st Street, 8th Floor
New York, NY 10001-2727
TEL: 212 479 5400 FAX: 212 479 5444

CODE CONSULTANTS:
***Construction Consulting Associates***
100 Church Street
New York, NY 10007
TEL: 212 385 1818 FAX: 212 385 1911

CURTAINWALL CONSULTANT:
***AJLP Consulting***
40 Worth Street. Suite 826
New York, NY 10013
TEL: 212 757 5659 FAX: 646 219 8508

LANDMARK/PRESERVATION CONSULTANT:
***Jan Hird Pokorny Associates, Inc.***
39 West 37th Street, 12A
New York, NY 10018
TEL: 212 759 6462 FAX: 212 759 6540

| No. | DESCRIPTION | DATE |
|---|---|---|
| 1 | ISSUED FOR SCHEMATIC DESIGN | 04 APR 2014 |
| 2 | ISSUED FOR DESIGN DEVELOPMENT | 01 JUL 2014 |
| 3 | ISSUED FOR DESIGN DEVELOPMENT | 31 JUL 2014 |
| 4 | CD PROGRESS ISSUE 1 | 15 OCT 2014 |
| 5 | ISSUED FOR BID - MECHANICAL | 15 OCT 2014 |
| 6 | DOB SUBMISSION | 19 DEC 2014 |
| 7 | CD PROGRESS ISSUE 3 | 09 MAR 2015 |
| 8 | CD PROGRESS ISSUE 4 | 01 JUN 2015 |
| 9 | CD PROGRESS ISSUE 5 | 10 AUG 2015 |
| 10 | DOB AMENDMENT 2 | 18 SEP 2015 |
| 11 | CD PROGRESS ISSUE 6 | 02 NOV 2015 |
| 12 | CD PROGRESS ISSUE 7 | 29 JAN 2016 |
| 13 | CD PROGRESS ISSUE 8 - GMP SET | 18 MAR 2016 |
| 14 | CD BULLETIN ISSUE 2 | 06 MAY 2016 |
| 15 | DOB AMENDMENT 3 | 03 OCT 2016 |

0 4'-0" 8'-0" 16'-0"

Discrepancies must be reported immediately to the Architect before proceeding. Only figured dimensions are to be used. Contractors must check all dimensions on site. This drawing is protected by copyright.

ALL DIMENSIONS ARE SHOWN IN IMPERIAL.

CONSULTANT:
AKF
ONE LIBERTY PLAZA, 165 BROADWAY, 22nd FLOOR
NEW YORK, NY 10006
T: 212.354.5656 F: 212.354.5668
Phoenix • Bend • Denver • Los • Portland • Seattle

PROJECT:

**217 WEST 57TH STREET**
NEW YORK, NY

DRAWING TITLE:

MECHANICAL
UPPER LEVELS DRYER EXHAUST
RISER DIAGRAM

SEAL & SIGNATURE:

STATE OF NEW YORK · PHOTOGRAPHER'S SEAL · NO. 025175 · PROFESSIONAL ENGINEER

| | |
|---|---|
| DATE: | 04/04/14 |
| PROJECT No: | Y130747-000 |
| DRAWN: RC/AZ | REV: 15 |
| CHK: PHS | |
| SCALE: NONE | |
| DWG No: | M-428.02 |
| DOB PAGE No: | 117 of 132 |

DOB EMPLOYEE STAMP:

DOB B-SCAN:

36" x 48" ANSI E SHEET SIZE

FILE NAME:
PLOT DATE: 10/18/2016 5:09:27 PM

DEPT OF BLDGS 121263426 Job Number
E378517961 Scan Code

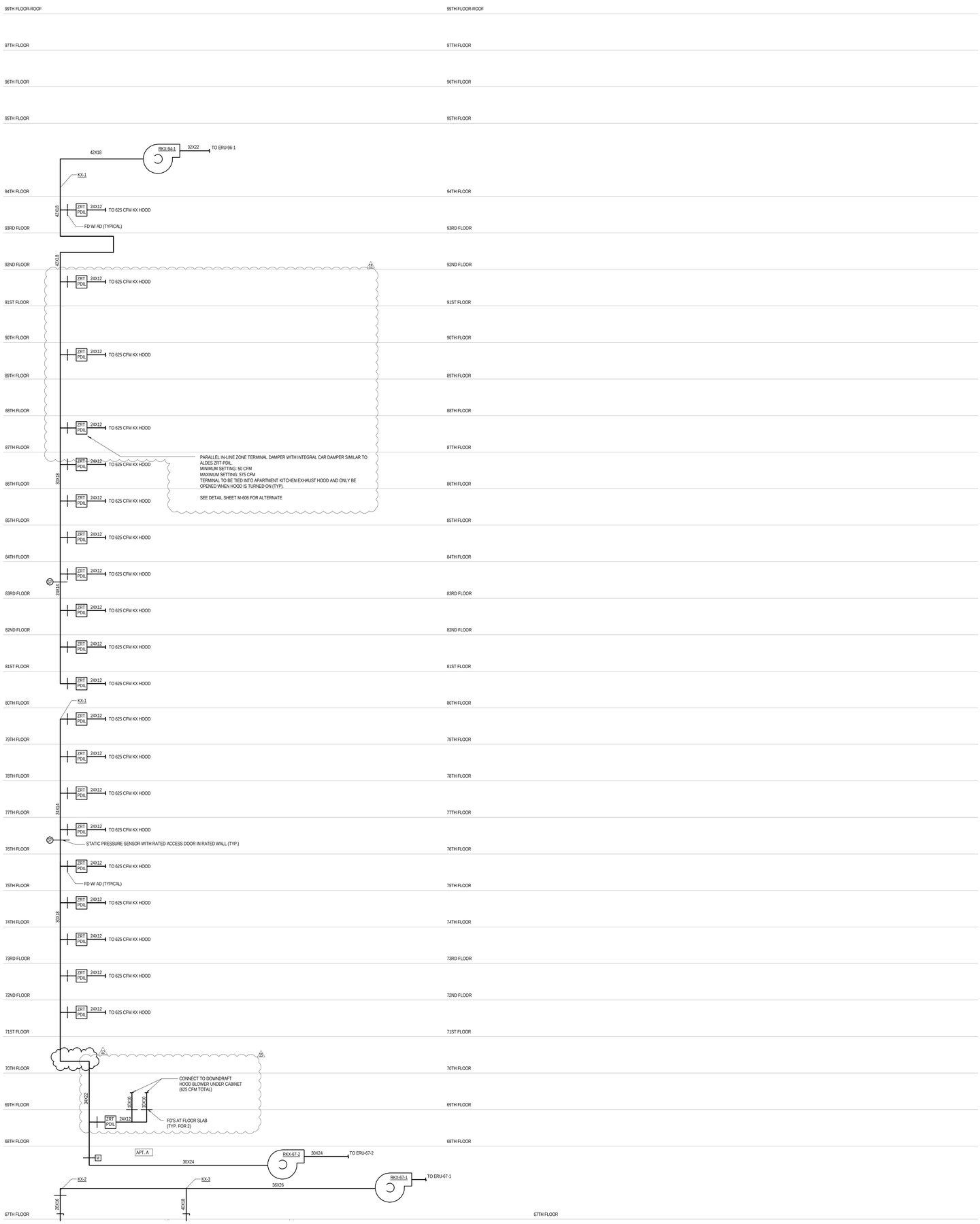




KEY PLAN:

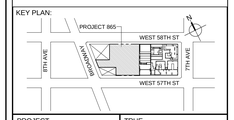


PROJECT NORTH

TRUE NORTH

DEVELOPER:
***EXTELL DEVELOPMENT COMPANY***
805 THIRD AVENUE, 7TH FLOOR
New York, NY 10022 USA
TEL: 212 712 6000 FAX: 212 712 6100

DESIGN ARCHITECT: Base Building Shell & Core
***ADRIAN SMITH + GORDON GILL ARCHITECTURE***
111 WEST MONROE STREET SUITE 2300
CHICAGO IL 60603
TEL: 312 920 1888 FAX: 312 920 1775

INTERIOR DESIGNER: Residential
***Rottet Architecture and Design Studio, PLLC***
298 Fifth Ave, 7th Floor
New York, NY 10001
TEL: 646 998 7000 FAX:

ARCHITECT OF RECORD:Base Building Shell, Core, & Residential
***AAI ARCHITECTS, P.C.***
401 Wellington St. W., 3rd Floor
Toronto, ON M5V 1E7 Canada
TEL: 416 967 1500 FAX: 416 967 7150

STRUCTURAL ENGINEERS:
***WSP CANTOR SEINUK***
228 EAST 45th Street
New York, NY 10017 USA
TEL: 212 687 9888 FAX: 646 487 5501

MEP ENGINEERS:
***AKF GROUP***
One Liberty Plaza, 165 Broadway, 22nd Floor
New York, NY 10006 USA
TEL: 212 354 5656 FAX: 212 354 5668

GEOTECHNICAL ENGINEERS:
***Langan Engineering & Environmental Services***
21 Penn Plaza - 360 West 31st Street, 8th Floor
New York, NY 10001-2727
TEL: 212 479 5400 FAX: 212 479 5444

CODE CONSULTANTS:
***Construction Consulting Associates***
100 Church Street
New York, NY 10007
TEL: 212 385 1818 FAX: 212 385 1911

CURTAINWALL CONSULTANT:
***AJLP Consulting***
40 Worth Street. Suite 826
New York, NY 10013
TEL: 212 757 5659 FAX: 646 219 8508

LANDMARK/PRESERVATION CONSULTANT:
***Jan Hird Pokorny Associates, Inc.***
39 West 37th Street, 12A
New York, NY 10018
TEL: 212 759 6462 FAX: 212 759 6540

| No. | DESCRIPTION | DATE |
|---|---|---|
| 1 | ISSUED FOR SCHEMATIC DESIGN | 04 APR 2014 |
| 2 | ISSUED FOR DESIGN DEVELOPMENT | 01 JUL 2014 |
| 3 | ISSUED FOR DESIGN DEVELOPMENT | 31 JUL 2014 |
| 4 | CD PROGRESS ISSUE 1 | 15 OCT 2014 |
| 5 | ISSUED FOR BID - MECHANICAL | 15 OCT 2014 |
| 6 | DOB SUBMISSION | 19 DEC 2014 |
| 7 | CD PROGRESS ISSUE 3 | 09 MAR 2015 |
| 8 | CD PROGRESS ISSUE 4 | 01 JUN 2015 |
| 9 | CD PROGRESS ISSUE 5 | 10 AUG 2015 |
| 10 | DOB AMENDMENT 2 | 18 SEP 2015 |
| 11 | CD PROGRESS ISSUE 6 | 02 NOV 2015 |
| 12 | CD PROGRESS ISSUE 7 | 29 JAN 2016 |
| 13 | CD PROGRESS ISSUE 8 - GMP SET | 18 MAR 2016 |
| 14 | CD BULLETIN ISSUE 2 | 06 MAY 2016 |
| 15 | DOB AMENDMENT 3 | 03 OCT 2016 |

0 4' - 0" 8' - 0" 16' - 0"

Discrepancies must be reported immediately to the Architect before proceeding. Only figured dimensions are to be used. Contractors must check all dimensions on site. This drawing is protected by copyright.

ALL DIMENSIONS ARE SHOWN IN IMPERIAL.

CONSULTANT:
AKF
ONE LIBERTY PLAZA, 165 BROADWAY, 22nd FLOOR
NEW YORK, NY 10006
T: 212.354.5656 F: 212.354.5668
Arlington / Boston / Mexico City / Minneapolis / New York
Philadelphia / Princeton / Pueblo / Rochester / Rockford

PROJECT:

**217 WEST 57TH STREET**

NEW YORK, NY

DRAWING TITLE:

MECHANICAL
UPPER LEVELS KITCHEN EXHAUST
RISER DIAGRAM

SEAL & SIGNATURE:

STATE OF NEW YORK · REGISTERED PROFESSIONAL ENGINEER · PHILIP H. SHYSE · NO. 079135

| | |
|---|---|
| DATE: | 04/04/14 |
| PROJECT No: | Y130747-000 |
| DRAWN: RC/AZ | REV: |
| CHK: PHS | 15 |
| SCALE: NONE | |
| DWG No: | |
| **M-429.02** | |
| DOB PAGE No: 118 of 132 | |

DOB EMPLOYEE STAMP:

DOB B-SCAN:

36" x 48" ANSI E SHEET SIZE
FILE NAME:
PLOT DATE: 10/19/2016 5:39:43 PM

DEPT OF BLDGS 37126505 Job Number
E366566119X Scan Code

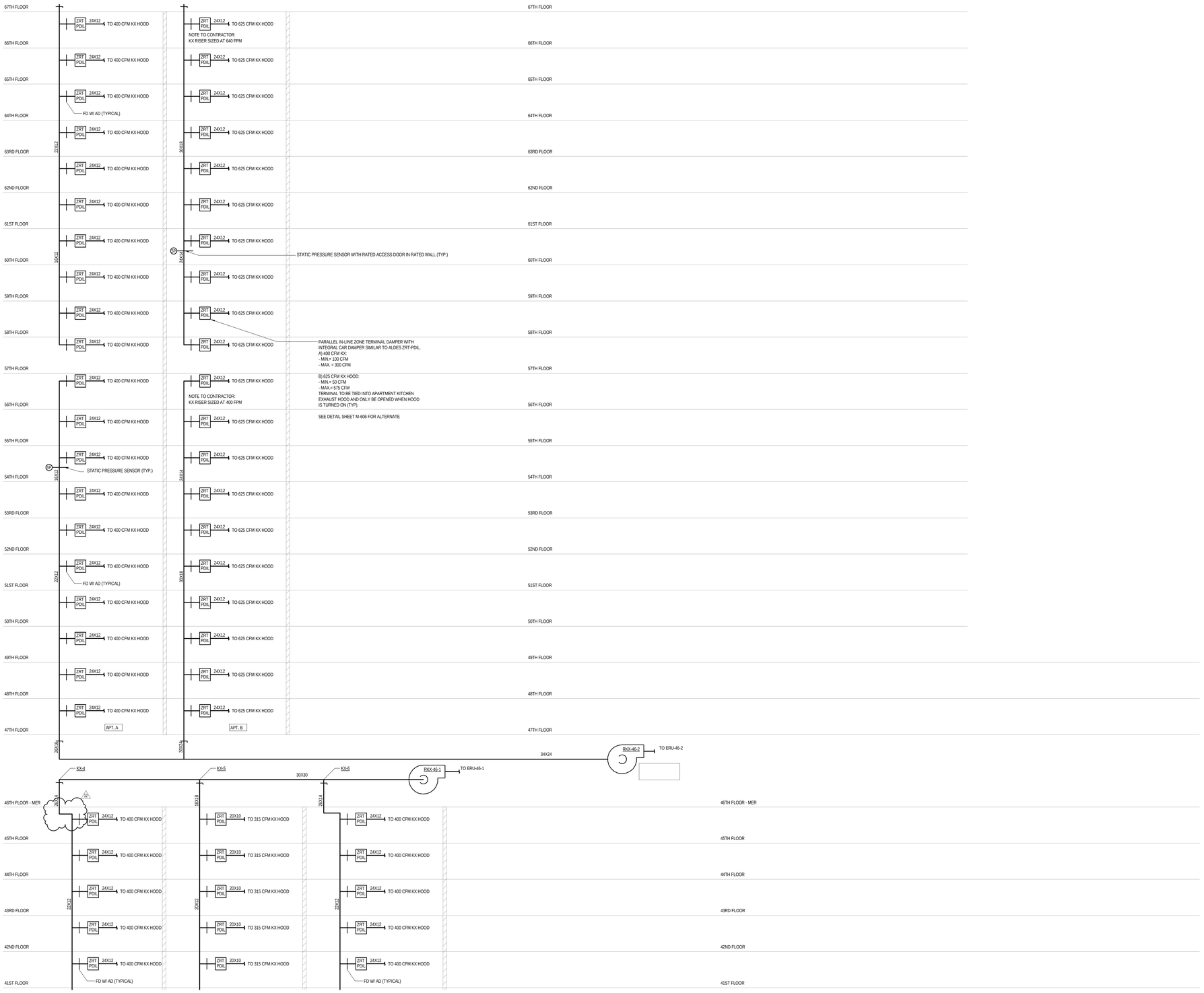


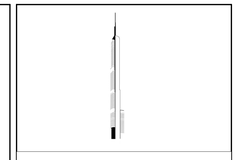

KEY PLAN:

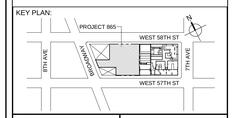


PROJECT NORTH

TRUE NORTH

DEVELOPER:
***EXTELL DEVELOPMENT COMPANY***
805 THIRD AVENUE, 7TH FLOOR
New York, NY 10022 USA
TEL: 212 712 6000 FAX: 212 712 6100

DESIGN ARCHITECT: Base Building Shell & Core
***ADRIAN SMITH + GORDON GILL ARCHITECTURE***
111 WEST MONROE STREET SUITE 2300
CHICAGO IL 60603
TEL: 312 920 1888 FAX: 312 920 1775

INTERIOR DESIGNER: Residential
***Rottet Architecture and Design Studio, PLLC***
298 Fifth Ave, 7th Floor
New York, NY 10001
TEL: 646 998 7000 FAX:

ARCHITECT OF RECORD:Base Building Shell, Core, & Residential
***AAI ARCHITECTS, P.C.***
401 Wellington St. W., 3rd Floor
Toronto, ON M5V 1E7 Canada
TEL: 416 967 1500 FAX: 416 967 7150

STRUCTURAL ENGINEERS:
***WSP CANTOR SEINUK***
228 EAST 45th Street
New York, NY 10017 USA
TEL: 212 687 9888 FAX: 646 487 5501

MEP ENGINEERS:
***AKF GROUP***
One Liberty Plaza, 165 Broadway, 22nd Floor
New York, NY 10006 USA
TEL: 212 354 5656 FAX: 212 354 5668

GEOTECHNICAL ENGINEERS:
***Langan Engineering & Environmental Services***
21 Penn Plaza - 360 West 31st Street, 8th Floor
New York, NY 10001-2727
TEL: 212 479 5400 FAX: 212 479 5444

CODE CONSULTANTS:
***Construction Consulting Associates***
100 Church Street
New York, NY 10007
TEL: 212 385 1818 FAX: 212 385 1911

CURTAINWALL CONSULTANT:
***AJLP Consulting***
40 Worth Street. Suite 826
New York, NY 10013
TEL: 212 757 5659 FAX: 646 219 8508

LANDMARK/PRESERVATION CONSULTANT:
***Jan Hird Pokorny Associates, Inc.***
39 West 37th Street, 12A
New York, NY 10018
TEL: 212 759 6462 FAX: 212 759 6540

| No. | DESCRIPTION | DATE |
|---|---|---|
| 1 | ISSUED FOR SCHEMATIC DESIGN | 04 APR 2014 |
| 2 | ISSUED FOR DESIGN DEVELOPMENT | 01 JUL 2014 |
| 3 | ISSUED FOR DESIGN DEVELOPMENT | 31 JUL 2014 |
| 4 | CD PROGRESS ISSUE 1 | 15 OCT 2014 |
| 5 | ISSUED FOR BID - MECHANICAL | 15 OCT 2014 |
| 6 | DOB SUBMISSION | 19 DEC 2014 |
| 7 | CD PROGRESS ISSUE 3 | 09 MAR 2015 |
| 8 | CD PROGRESS ISSUE 4 | 01 JUN 2015 |
| 9 | CD PROGRESS ISSUE 5 | 10 AUG 2015 |
| 10 | DOB AMENDMENT 2 | 18 SEP 2015 |
| 11 | CD PROGRESS ISSUE 6 | 02 NOV 2015 |
| 12 | CD PROGRESS ISSUE 7 | 29 JAN 2016 |
| 13 | CD PROGRESS ISSUE 8 - GMP SET | 18 MAR 2016 |
| 14 | CD BULLETIN ISSUE 2 | 06 MAY 2016 |
| 15 | DOB AMENDMENT 3 | 03 OCT 2016 |

0 4' - 0" 8' - 0" 16' - 0"

Discrepancies must be reported immediately to the Architect before proceeding. Only figured dimensions are to be used. Contractors must check all dimensions on site. This drawing is protected by copyright.

ALL DIMENSIONS ARE SHOWN IN IMPERIAL.

CONSULTANT:
AKF
ONE LIBERTY PLAZA, 165 BROADWAY, 22nd FLOOR
NEW YORK, NY 10006
T: 212.354.5656 F: 212.354.5668
Arlington • Boise • Kansas City • Minneapolis • New York
Philadelphia • Raleigh • Toronto • Vancouver • Scottsdale

PROJECT:

**217 WEST 57TH STREET**

NEW YORK, NY

DRAWING TITLE:

MECHANICAL
UPPER LEVELS KITCHEN EXHAUST
RISER DIAGRAM

SEAL & SIGNATURE:

STATE OF NEW YORK · STEPHEN H. KUNG · 075 · LICENSED PROFESSIONAL ENGINEER

| | |
|---|---|
| DATE: | 04/04/14 |
| PROJECT No: | Y130747-000 |
| DRAWN: RC/AZ | REV: 15 |
| CHK: PHS | |
| SCALE: NONE | |
| DWG No: | **M-430.02** |
| DOB PAGE No: 119 of 132 | |

DOB EMPLOYEE STAMP:

DOB B-SCAN:

36" x 48" ANSI E SHEET SIZE
FILE NAME:
PLOT DATE: 10/19/2016 5:39:48 PM

DEPT OF BLDGS 121235635 Job Number
E3591973320 Scan Code

KEY PLAN:

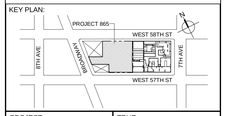


PROJECT NORTH

TRUE NORTH

DEVELOPER:
***EXTELL DEVELOPMENT COMPANY***
805 THIRD AVENUE, 7TH FLOOR
New York, NY 10022 USA
TEL: 212 712 6000 FAX: 212 712 6100

DESIGN ARCHITECT: Base Building Shell & Core
***ADRIAN SMITH + GORDON GILL ARCHITECTURE***
111 WEST MONROE STREET SUITE 2300
CHICAGO IL 60603
TEL: 312 920 1888 FAX: 312 920 1775

INTERIOR DESIGNER: Residential
***Rottet Architecture and Design Studio, PLLC***
298 Fifth Ave, 7th Floor
New York, NY 10001
TEL: 646 998 7000 FAX:

ARCHITECT OF RECORD:Base Building Shell, Core, & Residential
***AAI ARCHITECTS, P.C.***
401 Wellington St. W., 3rd Floor
Toronto, ON M5V 1E7 Canada
TEL: 416 967 1500 FAX: 416 967 7150

STRUCTURAL ENGINEERS:
***WSP CANTOR SEINUK***
228 EAST 45th Street
New York, NY 10017 USA
TEL: 212 687 9888 FAX: 646 487 5501

MEP ENGINEERS:
***AKF GROUP***
One Liberty Plaza, 165 Broadway, 22nd Floor
New York, NY 10006 USA
TEL: 212 354 5656 FAX: 212 354 5668

GEOTECHNICAL ENGINEERS:
***Langan Engineering & Environmental Services***
21 Penn Plaza - 360 West 31st Street, 8th Floor
New York, NY 10001-2727
TEL: 212 479 5400 FAX: 212 479 5444

CODE CONSULTANTS:
***Construction Consulting Associates***
100 Church Street
New York, NY 10007
TEL: 212 385 1818 FAX: 212 385 1911

CURTAINWALL CONSULTANT:
***AJLP Consulting***
40 Worth Street. Suite 826
New York, NY 10013
TEL: 212 757 5659 FAX: 646 219 8508

LANDMARK/PRESERVATION CONSULTANT:
***Jan Hird Pokorny Associates, Inc.***
39 West 37th Street, 12A
New York, NY 10018
TEL: 212 759 6462 FAX: 212 759 6540

| No. | DESCRIPTION | DATE |
|---|---|---|
| 1 | ISSUED FOR SCHEMATIC DESIGN | 04 APR 2014 |
| 2 | ISSUED FOR DESIGN DEVELOPMENT | 01 JUL 2014 |
| 3 | ISSUED FOR DESIGN DEVELOPMENT | 31 JUL 2014 |
| 4 | CD PROGRESS ISSUE 1 | 15 OCT 2014 |
| 5 | ISSUED FOR BID - MECHANICAL | 15 OCT 2014 |
| 6 | DOB SUBMISSION | 19 DEC 2014 |
| 7 | CD PROGRESS ISSUE 3 | 09 MAR 2015 |
| 8 | CD PROGRESS ISSUE 4 | 01 JUN 2015 |
| 9 | CD PROGRESS ISSUE 5 | 10 AUG 2015 |
| 10 | DOB AMENDMENT 2 | 18 SEP 2015 |
| 11 | CD PROGRESS ISSUE 7 | 29 JAN 2016 |
| 12 | CD PROGRESS ISSUE 8 - DMP SET | 18 MAR 2016 |
| 13 | CD BULLETIN ISSUE 2 | 06 MAY 2016 |
| 14 | DOB AMENDMENT 3 | 03 OCT 2016 |

0 4'-0" 8'-0" 16'-0"

Discrepancies must be reported immediately to the Architect before proceeding. Only figured dimensions are to be used. Contractors must check all dimensions on site. This drawing is protected by copyright.

ALL DIMENSIONS ARE SHOWN IN IMPERIAL.

CONSULTANT:
AKF
ONE LIBERTY PLAZA, 165 BROADWAY, 22nd FLOOR
NEW YORK, NY 10006
T: 212.354.5656 F: 212.354.5668
Arlington / Boston / Atlanta City / Minneapolis / New York
Philadelphia / Princeton / Fairfax / Richmond / Stamford

PROJECT:
**217 WEST 57TH STREET**
NEW YORK, NY

DRAWING TITLE:
MECHANICAL
UPPER LEVELS KITCHEN EXHAUST
RISER DIAGRAM

SEAL & SIGNATURE:
STATE OF NEW YORK · CHRISTOPHER G. MCGINN · No. 075139 · LICENSED PROFESSIONAL ENGINEER

| | |
|---|---|
| DATE: | 04/04/14 |
| PROJECT No: | Y130747-000 |
| DRAWN: RC/AZ | REV: 14 |
| CHK: PHS | |
| SCALE: NONE | |
| DWG No: | **M-431.02** |
| DOB PAGE No: 120 of 132 | |

DOB EMPLOYEE STAMP:

DOB B-SCAN:

36" x 48" ANSI E SHEET SIZE
FILE NAME:
PLOT DATE: 10/19/2016 5:39:55 PM

36" x 48" Arch E -SHEET SIZE

DEPT OF BLDGS 121328205 Job Number    ES748637490 Scan Code

# COOLING TOWER SCHEDULE

| UNIT | NO. | LEVEL | SERVICE | NO. OF CELLS | TYPE | CONDENSER WATER DATA: GPM PER CELL | WATER TEMP. (ºF) EWT | WATER TEMP. (ºF) LWT | CONDENSER WATER DATA: MAX. P.D. (FT. H2O) | ENTERING WET BULB (ºF) | FAN DATA: NO. OF FANS PER CELL | AIR FLOW OVERCELL (CFM) | FAN MOTOR DATA: DRIVE TYPE | NO. OF MOTORS PER CELL | FAN MOTOR DATA: MHP | LOW RPM | HI RPM | STARTER TYPE | ELECTRICAL DATA: VOLTS | PHASE | HZ | BASIN HEATER: NO. OF HEATERS | KW (EA.) | NO. OF STAGES | VIBRATION ISOLATION: MOUNTING TYPE | BASE TYPE | MIN. STATIC DEFLECTION (IN) | PHYSICAL DATA (EACH CELL): LENGTH (FT-IN) | WIDTH (FT-IN) | HEIGHT (FT-IN) | OPERATING WT. (LBS) | MANUFACTURER | MODEL NO. |
|---|---|---|---|---|---|---|---|---|---|---|---|---|---|---|---|---|---|---|---|---|---|---|---|---|---|---|---|---|---|---|---|---|---|
| CT | 99A-1 | COOLING TOWERS/BMU | CONDENSER WATER | 1 | OPEN CELL | 2000 | 100 | 85 | 10.00 | 78 | 1 | 236,400 | DIRECT | 1 | 60 | 290 | 10,022 | VFD | 460 | 3 | 60 | 1 | 30.0 | 2 | SPRING ISOLATORS | SEE SPECS | SEE SPECS | 11' - 10 3/4" | 22' - 5" | 18' - 10 1/8" | 38,780 | SPX COOLING TECHNOLOGIES | MARLEY NC8411TAN |
| CT | 99A-2 | COOLING TOWERS/BMU | CONDENSER WATER | 1 | OPEN CELL | 2000 | 100 | 85 | 10.00 | 78 | 1 | 236,400 | DIRECT | 1 | 60 | 290 | 10,022 | VFD | 460 | 3 | 60 | 1 | 30.0 | 2 | SPRING ISOLATORS | SEE SPECS | SEE SPECS | 11' - 10 3/4" | 22' - 5" | 18' - 10 1/8" | 38,780 | SPX COOLING TECHNOLOGIES | MARLEY NC8411TAN |
| CT | 99A-3 | COOLING TOWERS/BMU | CONDENSER WATER | 1 | OPEN CELL | 2000 | 100 | 85 | 10.00 | 78 | 1 | 236,400 | DIRECT | 1 | 60 | 290 | 10,022 | VFD | 460 | 3 | 60 | 1 | 30.0 | 2 | SPRING ISOLATORS | SEE SPECS | SEE SPECS | 11' - 10 3/4" | 22' - 5" | 18' - 10 1/8" | 38,780 | SPX COOLING TECHNOLOGIES | MARLEY NC8411TAN |

# BOILER SCHEDULE

12

| UNIT | NO. | LOCATION | SERVICE | INPUT (BTU/H) | OUTPUT (BTU/H) | PERFORMANCE DATA: DESIGN FLOW RATE (GPM) | EWT | LWT | PRESSURE DROP (PSI) | MAX WORKING PRESSURE (PSI) | FUEL TYPE | GAS DATA: GAS TRAIN SIZE (IN) | MIN GAS PRESSURE (IN W.G.) | MAX GAS PRESSURE (IN W.G.) | ELECTRICAL DATA: VOLTAGE | PHASE | HZ | FLA | DIMENSIONS: HEIGHT | DEPTH | WIDTH | OPERATING WT. (LBS) INCLUDING WATER | EFF % (AHRI) | MANUFACTURER | MODEL NO. |
|---|---|---|---|---|---|---|---|---|---|---|---|---|---|---|---|---|---|---|---|---|---|---|---|---|---|
| B | 6-1 | 6TH FLOOR MEP | HOT WATER | 4,000,000 | 3,800,000 | 270 | 140 | 180 | 0.7 | 150 | NATURAL GAS | 2.5 | 4.00 | 14.00 | 208 | 3 | 60 | 12 | 6' - 8" | 9' - 1" | 4' - 5 1/2" | 6,900 | 93 | LOCHINVAR | FBN4000 |
| B | 6-2 | 6TH FLOOR MEP | HOT WATER | 4,000,000 | 3,800,000 | 270 | 140 | 180 | 0.7 | 150 | NATURAL GAS | 2.5 | 4.00 | 14.00 | 208 | 3 | 60 | 12 | 6' - 8" | 9' - 1" | 4' - 5 1/2" | 6,900 | 93 | LOCHINVAR | FBN4000 |
| B | 6-3 | 6TH FLOOR MEP | HOT WATER | 4,000,000 | 3,800,000 | 270 | 140 | 180 | 0.7 | 150 | NATURAL GAS | 2.5 | 4.00 | 14.00 | 208 | 3 | 60 | 12 | 6' - 8" | 9' - 1" | 4' - 5 1/2" | 6,900 | 93 | LOCHINVAR | FBN4000 |
| B | 7-1 | 7TH FLOOR MEP | HOT WATER | 5,000,000 | 4,650,000 | 200 | 127 | 180 | 1.4 | 150 | NATURAL GAS | 2.5 | 4.00 | 14.00 | 208 | 3 | 60 | 12 | 6' - 8" | 9' - 1" | 4' - 5 1/2" | 8,000 | 93 | LOCHINVAR | FBN5000 |
| B | 7-2 | 7TH FLOOR MEP | HOT WATER | 5,000,000 | 4,650,000 | 200 | 127 | 180 | 1.4 | 150 | NATURAL GAS | 2.5 | 4.00 | 14.00 | 208 | 3 | 60 | 12 | 6' - 8" | 9' - 1" | 4' - 5 1/2" | 8,000 | 93 | LOCHINVAR | FBN5000 |
| B | 7-3 | 7TH FLOOR MEP | HOT WATER | 5,000,000 | 4,650,000 | 200 | 127 | 180 | 1.4 | 150 | NATURAL GAS | 2.5 | 4.00 | 14.00 | 208 | 3 | 60 | 12 | 6' - 8" | 9' - 1" | 4' - 5 1/2" | 8,000 | 93 | LOCHINVAR | FBN5000 |
| B | 7-4 | 7TH FLOOR MEP | HOT WATER | 5,000,000 | 4,650,000 | 200 | 127 | 180 | 1.4 | 150 | NATURAL GAS | 2.5 | 4.00 | 14.00 | 208 | 3 | 60 | 12 | 6' - 8" | 9' - 1" | 4' - 5 1/2" | 8,000 | 93 | LOCHINVAR | FBN5000 |
| B | 7-5 | 7TH FLOOR MEP | HOT WATER | 5,000,000 | 4,650,000 | 200 | 127 | 180 | 1.4 | 150 | NATURAL GAS | 2.5 | 4.00 | 14.00 | 208 | 3 | 60 | 12 | 6' - 8" | 9' - 1" | 4' - 5 1/2" | 8,000 | 93 | LOCHINVAR | FBN5000 |
| B | 7-6 | 7TH FLOOR MEP | HOT WATER | 5,000,000 | 4,650,000 | 200 | 127 | 180 | 1.4 | 150 | NATURAL GAS | 2.5 | 4.00 | 14.00 | 208 | 3 | 60 | 12 | 6' - 8" | 9' - 1" | 4' - 5 1/2" | 8,000 | 93 | LOCHINVAR | FBN5000 |
| B | 7-7 | 7TH FLOOR MEP | HOT WATER | 5,000,000 | 4,650,000 | 200 | 127 | 180 | 1.4 | 150 | NATURAL GAS | 2.5 | 4.00 | 14.00 | 208 | 3 | 60 | 12 | 6' - 8" | 9' - 1" | 4' - 5 1/2" | 8,000 | 93 | LOCHINVAR | FBN5000 |
| B | 67M-1 | 67TH FLOOR INTER | HOT WATER | 5,000,000 | 4,650,000 | 200 | 125 | 180 | 1.4 | 150 | NATURAL GAS | 2.5 | 4.00 | 14.00 | 208 | 3 | 60 | 12 | 6' - 8" | 9' - 1" | 4' - 5 1/2" | 8,000 | 93 | LOCHINVAR | FBN5000 |
| B | 67M-2 | 67TH FLOOR INTER | HOT WATER | 5,000,000 | 4,650,000 | 200 | 125 | 180 | 1.4 | 150 | NATURAL GAS | 2.5 | 4.00 | 14.00 | 208 | 3 | 60 | 12 | 6' - 8" | 9' - 1" | 4' - 5 1/2" | 8,000 | 93 | LOCHINVAR | FBN5000 |
| B | 67M-3 | 67TH FLOOR INTER | HOT WATER | 5,000,000 | 4,650,000 | 200 | 125 | 180 | 1.4 | 150 | NATURAL GAS | 2.5 | 4.00 | 14.00 | 208 | 3 | 60 | 12 | 6' - 8" | 9' - 1" | 4' - 5 1/2" | 8,000 | 93 | LOCHINVAR | FBN5000 |
| B | 67M-4 | 67TH FLOOR INTER | HOT WATER | 5,000,000 | 4,650,000 | 200 | 125 | 180 | 1.4 | 150 | NATURAL GAS | 2.5 | 4.00 | 14.00 | 208 | 3 | 60 | 12 | 6' - 8" | 9' - 1" | 4' - 5 1/2" | 8,000 | 93 | LOCHINVAR | FBN5000 |
| B | 67M-5 | 67TH FLOOR INTER | HOT WATER | 5,000,000 | 4,650,000 | 200 | 125 | 180 | 1.4 | 150 | NATURAL GAS | 2.5 | 4.00 | 14.00 | 208 | 3 | 60 | 12 | 6' - 8" | 9' - 1" | 4' - 5 1/2" | 8,000 | 93 | LOCHINVAR | FBN5000 |
| B | 67M-6 | 67TH FLOOR INTER | HOT WATER | 5,000,000 | 4,650,000 | 200 | 125 | 180 | 1.4 | 150 | NATURAL GAS | 2.5 | 4.00 | 14.00 | 208 | 3 | 60 | 12 | 6' - 8" | 9' - 1" | 4' - 5 1/2" | 8,000 | 93 | LOCHINVAR | FBN5000 |
| B | 67M-7 | 67TH FLOOR INTER | HOT WATER | 5,000,000 | 4,650,000 | 200 | 125 | 180 | 1.4 | 150 | NATURAL GAS | 2.5 | 4.00 | 14.00 | 208 | 3 | 60 | 12 | 6' - 8" | 9' - 1" | 4' - 5 1/2" | 8,000 | 93 | LOCHINVAR | FBN5000 |

NOTES:
1) MANUFACTURER TO PROVIDE STEP-UP TRANSFORMER ON EACH BOILER TO MEET REQUIRED 460V.

# HEAT EXCHANGER SCHEDULE

| UNIT | NO. | LOCATION | SERVICE | HEAT EXCHANGER TYPE | CAPACITY (MBH) | MAX. WORKING PRESS. (PSIG) | PRIMARY SIDE: FLOW (GPM) | PRESS. DROP (PSI) | INLET TEMP. (ºF) | OUTLET TEMP (ºF) | FOULING FACTOR | SECONDARY SIDE: FLOW (GPM) | PRESS. DROP (PSI) | INLET TEMP. (ºF) | OUTLET TEMP (ºF) | FOULING FACTOR | DIMENSIONS: LENGTH | WIDTH | HEIGHT | OPERATING WEIGHT (LBS) | MANUFACTURER |
|---|---|---|---|---|---|---|---|---|---|---|---|---|---|---|---|---|---|---|---|---|---|
| PSGHWHX | 7-1 | 7TH FLOOR MEP | HOT WATER (40% PG) | PLATE/FRAME | 4,875 | 150.00 | 350 | 9.98 | 147 | 177 | 0.0001 | 350 | 8.78 | 180 | 151 | 0.0001 | 60 | 2' - 1 3/32" | 8' - 10" | 4,890 | ALFA LAVAL |
| PSGHWHX | 7-2 | 7TH FLOOR MEP | HOT WATER (40% PG) | PLATE/FRAME | 4,875 | 150.00 | 350 | 9.98 | 147 | 177 | 0.0001 | 350 | 8.78 | 180 | 151 | 0.0001 | 60 | 2' - 1 3/32" | 8' - 10" | 4,890 | ALFA LAVAL |
| PPHX | 9-1 | 9TH FLOOR MEP | POOL HEATING | PLATE/FRAME | 159.7 | 150.00 | 40 | 1.98 | 80 | 88 | 0.0001 | 40 | 1.98 | 90 | 82 | 0.0001 | 24 | 1' - 1" | 4' - 3" | 557 | ALFA LAVAL |
| PSHWHX | 12-1 | 12TH FLOOR MEP | HOT WATER | PLATE/FRAME | 17,640 | 150.00 | 700 | 9.96 | 125 | 177 | 0.0001 | 700 | 9.63 | 180 | 128 | 0.0001 | 95 | 2' - 1 3/32" | 9' - 0 13/32" | 7,580 | ALFA LAVAL |
| PSHWHX | 12-2 | 12TH FLOOR MEP | HOT WATER | PLATE/FRAME | 17,640 | 150.00 | 700 | 9.96 | 125 | 177 | 0.0001 | 700 | 9.63 | 180 | 128 | 0.0001 | 95 | 2' - 1 3/32" | 9' - 0 13/32" | 7,580 | ALFA LAVAL |
| PSHWHX | 12-3 | 12TH FLOOR MEP | HOT WATER | PLATE/FRAME | 4,226 | 150.00 | 290 | 9.19 | 147 | 177 | 0.0001 | 290 | 9.00 | 180 | 150 | 0.0001 | 57 | 1' - 6 29/32" | 6' - 3 11/16" | 2,530 | ALFA LAVAL |
| PSHWHX | 12-4 | 12TH FLOOR MEP | HOT WATER | PLATE/FRAME | 4,226 | 150.00 | 290 | 9.19 | 147 | 177 | 0.0001 | 290 | 9.00 | 180 | 150 | 0.0001 | 57 | 1' - 6 29/32" | 6' - 3 11/16" | 2,530 | ALFA LAVAL |
| STCWHX | 12-1 | 12TH FLOOR MEP | CONDENSER WATER | PLATE/FRAME | 5,572 | 300.00 | 750 | 9.97 | 88 | 103 | 0.0001 | 750 | 9.87 | 105 | 90 | 0.0001 | 84 | 2' - 1 13/32" | 9' - 0 13/32" | 7,940 | ALFA LAVAL |
| STCWHX | 12-2 | 12TH FLOOR MEP | CONDENSER WATER | PLATE/FRAME | 5,572 | 300.00 | 750 | 9.97 | 88 | 103 | 0.0001 | 750 | 9.87 | 105 | 90 | 0.0001 | 84 | 2' - 1 13/32" | 9' - 0 13/32" | 7,940 | ALFA LAVAL |
| CW/HWHX | 27-1 | 27TH FLOOR MEP | CONDENSER WATER/HOT WATER | PLATE/FRAME | 6,557 | 150.00 | 900 | 9.36 | 50 | 65 | 0.0001 | 450 | 2.41 | 180 | 150 | 0.0001 | 47 | 2' - 7 1/2" | 4' - 7 5/16" | 2,300 | ALFA LAVAL |
| CWHWHX | 27-2 | 27TH FLOOR MEP | CONDENSER WATER/HOT WATER | PLATE/FRAME | 6,557 | 150.00 | 900 | 9.36 | 50 | 65 | 0.0001 | 450 | 2.41 | 180 | 150 | 0.0001 | 47 | 2' - 7 1/2" | 4' - 7 5/16" | 2,300 | ALFA LAVAL |
| STHWHX | 27-1 | 27TH FLOOR MEP | HOT WATER | PLATE/FRAME | 1,021 | 150.00 | 70 | 3.40 | 144 | 174 | 0.0001 | 70 | 3.45 | 177 | 147 | 0.0001 | 32 | 1' - 0 19/32" | 4' - 3 3/32" | 833 | ALFA LAVAL |
| STHWHX | 27-2 | 27TH FLOOR MEP | HOT WATER | PLATE/FRAME | 1,021 | 150.00 | 70 | 3.40 | 144 | 174 | 0.0001 | 70 | 3.45 | 177 | 147 | 0.0001 | 32 | 1' - 0 19/32" | 4' - 3 3/32" | 833 | ALFA LAVAL |
| PSCWHX | 46-1 | 46TH FLOOR MEP | CONDENSER WATER | PLATE/FRAME | 18,590 | 450.00 | 2,500 | 11.98 | 85 | 100 | 0.0005 | 2,500 | 11.86 | 103 | 88 | 0.0001 | 158 | 3' - 1" | 10' - 2" | 24,500 | ALFA LAVAL |
| PSCWHX | 46-2 | 46TH FLOOR MEP | CONDENSER WATER | PLATE/FRAME | 18,590 | 450.00 | 2,500 | 11.98 | 85 | 100 | 0.0005 | 2,500 | 11.86 | 103 | 88 | 0.0001 | 158 | 3' - 1" | 10' - 2" | 24,500 | ALFA LAVAL |
| PSHWHX | 46-1 | 46TH FLOOR MEP | HOT WATER | PLATE/FRAME | 3,352 | 300.00 | 230 | 8.88 | 147 | 177 | 0.0001 | 230 | 8.92 | 180 | 150 | 0.0001 | 59 | 1' - 8 3/32" | 6' - 3 11/16" | 2,860 | ALFA LAVAL |
| PSHWHX | 46-2 | 46TH FLOOR MEP | HOT WATER | PLATE/FRAME | 3,352 | 300.00 | 230 | 8.88 | 147 | 177 | 0.0001 | 230 | 8.92 | 180 | 150 | 0.0001 | 59 | 1' - 8 3/32" | 6' - 3 11/16" | 2,860 | ALFA LAVAL |
| CW/HWHX | 67-1 | 67TH FLOOR MEP | CONDENSER WATER/HOT WATER | PLATE/FRAME | 3,201 | 150.00 | 425 | 8.20 | 50 | 65 | 0.0001 | 220 | 2.50 | 180 | 150 | 0.0001 | 47 | 2' - 7 1/2" | 4' - 7 5/16" | 2,110 | ALFA LAVAL |
| CW/HWHX | 67-2 | 67TH FLOOR MEP | CONDENSER WATER/HOT WATER | PLATE/FRAME | 3,201 | 150.00 | 425 | 8.20 | 50 | 65 | 0.0001 | 220 | 2.50 | 180 | 150 | 0.0001 | 47 | 2' - 7 1/2" | 4' - 7 5/16" | 2,110 | ALFA LAVAL |
| PSCWHX | 67-1 | 67TH FLOOR MEP | CONDENSER WATER | PLATE/FRAME | 6,841 | 300.00 | 920 | 9.81 | 85 | 100 | 0.0005 | 920 | 9.92 | 102 | 87 | 0.0001 | 95 | 2' - 1 3/32" | 9' - 0 13/32" | 7,140 | ALFA LAVAL |
| PSCWHX | 67-2 | 67TH FLOOR MEP | CONDENSER WATER | PLATE/FRAME | 6,841 | 300.00 | 920 | 9.81 | 85 | 100 | 0.0005 | 920 | 9.92 | 102 | 87 | 0.0001 | 95 | 2' - 1 3/32" | 9' - 0 13/32" | 7,140 | ALFA LAVAL |
| PSHWHX | 67-1 | 67TH FLOOR MEP | HOT WATER | PLATE/FRAME | 3,650 | 150.00 | 215 | 6.33 | 142 | 177 | 0.0001 | 215 | 6.18 | 180 | 145 | 0.0001 | 57 | 1' - 6 29/32" | 6' - 3 11/16" | 2,420 | ALFA LAVAL |
| PSHWHX | 67-2 | 67TH FLOOR MEP | HOT WATER | PLATE/FRAME | 3,650 | 150.00 | 215 | 6.33 | 142 | 177 | 0.0001 | 215 | 6.18 | 180 | 145 | 0.0001 | 57 | 1' - 6 29/32" | 6' - 3 11/16" | 2,420 | ALFA LAVAL |
| PSHWHX | 67M-1 | 67TH FLOOR INTER | HOT WATER | PLATE/FRAME | 7,504 | 300.00 | 515 | 9.94 | 150 | 177 | 0.0001 | 515 | 9.82 | 180 | 147 | 0.0001 | 82 | 1' - 8 3/32" | 6' - 3 11/16" | 4,190 | ALFA LAVAL |
| PSHWHX | 67M-2 | 67TH FLOOR INTER | HOT WATER | PLATE/FRAME | 7,504 | 300.00 | 515 | 9.94 | 150 | 177 | 0.0001 | 515 | 9.82 | 180 | 147 | 0.0001 | 82 | 1' - 8 3/32" | 6' - 3 11/16" | 4,190 | ALFA LAVAL |
| CW/HWHX | 95-1 | 95TH FLOOR EMR | CONDENSER WATER/HOT WATER | PLATE/FRAME | 3,641 | 150.00 | 425 | 9.99 | 50 | 67 | 0.0001 | 250 | 3.99 | 177 | 147 | 0.0001 | 47 | 2' - 7 1/2" | 4' - 7 5/16" | 2,110 | ALFA LAVAL |
| CW/HWHX | 95-2 | 95TH FLOOR EMR | CONDENSER WATER/HOT WATER | PLATE/FRAME | 3,641 | 150.00 | 425 | 9.99 | 50 | 67 | 0.0001 | 250 | 3.99 | 177 | 147 | 0.0001 | 47 | 2' - 7 1/2" | 4' - 7 5/16" | 2,110 | ALFA LAVAL |
| PSCWHX | 95-1 | 95TH FLOOR EMR | CONDENSER WATER | PLATE/FRAME | 8,180 | 150.00 | 1,100 | 9.81 | 85 | 100 | 0.0005 | 1,100 | 9.92 | 102 | 87 | 0.0001 | 95 | 2' - 1" | 9' - 0" | 7,990 | ALFA LAVAL |
| PSCWHX | 95-2 | 95TH FLOOR EMR | CONDENSER WATER | PLATE/FRAME | 8,180 | 150.00 | 1,100 | 9.81 | 85 | 100 | 0.0005 | 1,100 | 9.92 | 102 | 87 | 0.0001 | 95 | 2' - 1" | 9' - 0" | 7,990 | ALFA LAVAL |

# PUMP SCHEDULE

| UNIT | NO. | LEVEL | PUMP TYPE | FLUID TYPE | PERFORMANCE DATA: DESIGN FLOW RATE (GPM) | TDH (FT) | RATED SPEED (RPM) | NPSH (FT) | CONSTRUCTION DATA: SUCTION SIZE | DISCHARGE SIZE | MAX WORKING PRESSURE (PSI) | MOTOR DATA: MHP | BHP | MOTOR FRAME | STARTER TYPE | ELECTRICAL DATA: VOLTS | PHASE | HZ | VIBRATION ISOLATION SPECIFICATIONS: MOUNTING TYPE | BASE TYPE | MIN. STATIC DEFLECTION | OPERATING WEIGHT (LBS) | MANUFACTURER | MODEL | SERIES |
|---|---|---|---|---|---|---|---|---|---|---|---|---|---|---|---|---|---|---|---|---|---|---|---|---|---|
| GCHWP | 6-1 | 6TH FLOOR MEP | Double Suction Split Case | CHILLED WATER (40% PROPYLENE GLYCOL) | 1042 | 110 | 1800 | 8.24 | 6" | 4" | 175 | 50.0 | 36.3 | 326T/TS | VFD | 480 | 3 | 60 | CONCRETE PAD | INERTIA | SEE SPECS | 2273.00 | Bell & Gossett | VSC-4x6x13.5A | VSX |
| GCHWP | 6-2 | 6TH FLOOR MEP | Double Suction Split Case | CHILLED WATER (40% PROPYLENE GLYCOL) | 1042 | 110 | 1800 | 8.24 | 6" | 4" | 175 | 50.0 | 36.3 | 326T/TS | VFD | 480 | 3 | 60 | CONCRETE PAD | INERTIA | SEE SPECS | 2273.00 | Bell & Gossett | VSC-4x6x13.5A | VSX |
| GCHWP | 6-3 | 6TH FLOOR MEP | Double Suction Split Case | CHILLED WATER (40% PROPYLENE GLYCOL) | 1042 | 110 | 1800 | 8.24 | 6" | 4" | 175 | 50.0 | 36.3 | 326T/TS | VFD | 480 | 3 | 60 | CONCRETE PAD | INERTIA | SEE SPECS | 2273.00 | Bell & Gossett | VSC-4x6x13.5A | VSX |
| PHWP | 6-1 | 6TH FLOOR MEP | Base Mounted End Suction | HOT WATER | 400 | 130 | 1800 | 7.99 | 4" | 3" | 175 | 25.0 | 17.5 | 284T-L | VFD | 480 | 3 | 60 | CONCRETE PAD | INERTIA | SEE SPECS | 862.00 | Bell & Gossett | 3 G | 1510 |
| PHWP | 6-2 | 6TH FLOOR MEP | Base Mounted End Suction | HOT WATER | 400 | 130 | 1800 | 7.99 | 4" | 3" | 175 | 25.0 | 17.5 | 284T-L | VFD | 480 | 3 | 60 | CONCRETE PAD | INERTIA | SEE SPECS | 862.00 | Bell & Gossett | 3 G | 1510 |
| PHWP | 7-1 | 7TH FLOOR MEP | Base Mounted End Suction | HOT WATER | 540 | 140 | 1800 | 7.92 | 4" | 3" | 175 | 40.0 | 25.3 | 284T-L | VFD | 480 | 3 | 60 | CONCRETE PAD | INERTIA | SEE SPECS | 1094.00 | Bell & Gossett | 3 G | 1510 |
| PHWP | 7-2 | 7TH FLOOR MEP | Base Mounted End Suction | HOT WATER | 540 | 140 | 1800 | 7.92 | 4" | 3" | 175 | 40.0 | 25.3 | 284T-L | VFD | 480 | 3 | 60 | CONCRETE PAD | INERTIA | SEE SPECS | 1094.00 | Bell & Gossett | 3 G | 1510 |
| PHWP | 7-3 | 7TH FLOOR MEP | Base Mounted End Suction | HOT WATER | 540 | 140 | 1800 | 7.92 | 4" | 3" | 175 | 40.0 | 25.3 | 284T-L | VFD | 480 | 3 | 60 | CONCRETE PAD | INERTIA | SEE SPECS | 1094.00 | Bell & Gossett | 3 G | 1510 |
| PHWP | 7-4 | 7TH FLOOR MEP | Base Mounted End Suction | HOT WATER | 540 | 140 | 1800 | 7.92 | 4" | 3" | 175 | 40.0 | 25.3 | 284T-L | VFD | 480 | 3 | 60 | CONCRETE PAD | INERTIA | SEE SPECS | 1094.00 | Bell & Gossett | 3 G | 1510 |
| SGHWP | 7-1 | 7TH FLOOR MEP | Base Mounted End Suction | HOT WATER (40% PROPYLENE GLYCOL) | 350 | 125 | 1800 | 7.96 | 4" | 3" | 175 | 20.0 | 15.4 | 256T-L | VFD | 480 | 3 | 60 | CONCRETE PAD | INERTIA | SEE SPECS | 751.00 | Bell & Gossett | 3 GB | e-1510 |
| SGHWP | 7-2 | 7TH FLOOR MEP | Base Mounted End Suction | HOT WATER (40% PROPYLENE GLYCOL) | 350 | 125 | 1800 | 7.96 | 4" | 3" | 175 | 20.0 | 15.4 | 256T-L | VFD | 480 | 3 | 60 | CONCRETE PAD | INERTIA | SEE SPECS | 751.00 | Bell & Gossett | 3 GB | e-1510 |
| PWP | 9-1 | 9TH FLOOR MEP | Closed Coupled Vertical In-Line Mounted | HOT WATER | 36 | 60 | 1800 | 5.00 | 1" | 1" | 175 | 2.0 | 1.3 | 56 | VFD | 480 | 3 | 60 | HUNG | SPRINGS | SEE SPECS | 53.00 | Bell & Gossett | 1AA | 90 |
| PWP | 9-2 | 9TH FLOOR MEP | Closed Coupled Vertical In-Line Mounted | HOT WATER | 36 | 60 | 1800 | 5.00 | 1" | 1" | 175 | 2.0 | 1.3 | 56 | VFD | 480 | 3 | 60 | HUNG | SPRINGS | SEE SPECS | 53.00 | Bell & Gossett | 1AA | 90 |
| SHWP | 12-1 | 12TH FLOOR MEP | Base Mounted End Suction | HOT WATER | 700 | 150 | 1800 | 9.82 | 5" | 4" | 175 | 50.0 | 33.6 | 326T-L | VFD | 480 | 3 | 60 | CONCRETE PAD | INERTIA | SEE SPECS | 1056.00 | Bell & Gossett | 4 GC | e-1510 |
| SHWP | 12-2 | 12TH FLOOR MEP | Base Mounted End Suction | HOT WATER | 700 | 150 | 1800 | 9.82 | 5" | 4" | 175 | 50.0 | 33.6 | 326T-L | VFD | 480 | 3 | 60 | CONCRETE PAD | INERTIA | SEE SPECS | 1056.00 | Bell & Gossett | 4 GC | e-1510 |
| SHWP | 12-3 | 12TH FLOOR MEP | Base Mounted End Suction | HOT WATER | 290 | 90 | 1800 | 5.69 | 4" | 3" | 175 | 15.0 | 9.1 | 254T-S | VFD | 480 | 3 | 60 | CONCRETE PAD | INERTIA | SEE SPECS | 547.00 | Bell & Gossett | 3 EB | e-1510 |
| SHWP | 12-4 | 12TH FLOOR MEP | Base Mounted End Suction | HOT WATER | 290 | 90 | 1800 | 5.69 | 4" | 3" | 175 | 15.0 | 9.1 | 254T-S | VFD | 480 | 3 | 60 | CONCRETE PAD | INERTIA | SEE SPECS | 547.00 | Bell & Gossett | 3 EB | e-1510 |
| TCWP | 12-1 | 12TH FLOOR MEP | Base Mounted End Suction | CONDENSER WATER | 750 | 140 | 1800 | 10.69 | 5" | 4" | 175 | 50.0 | 33.6 | 326T-L | VFD | 480 | 3 | 60 | CONCRETE PAD | INERTIA | SEE SPECS | 1056.00 | Bell & Gossett | 4 GC | e-1510 |
| TCWP | 12-2 | 12TH FLOOR MEP | Base Mounted End Suction | CONDENSER WATER | 750 | 140 | 1800 | 10.69 | 5" | 4" | 175 | 50.0 | 33.6 | 326T-L | VFD | 480 | 3 | 60 | CONCRETE PAD | INERTIA | SEE SPECS | 1056.00 | Bell & Gossett | 4 GC | e-1510 |
| THWP | 27-1 | 27TH FLOOR MEP | In-Line Centrifugal | HOT WATEHOT WATER | 70 | 60 | 1800 | 7.64 | 1 1/2" | 1 1/2" | 175 | 3.0 | 2.1 | 182 | VFD | 480 | 3 | 60 | HUNG | SPRINGS | SEE SPECS | 180.00 | Bell & Gossett | 1.5x1.5x9.5 | 80 |
| THWP | 27-2 | 27TH FLOOR MEP | In-Line Centrifugal | HOT WATEHOT WATER | 70 | 60 | 1800 | 7.64 | 1 1/2" | 1 1/2" | 175 | 3.0 | 2.1 | 182 | VFD | 480 | 3 | 60 | HUNG | SPRINGS | SEE SPECS | 180.00 | Bell & Gossett | 1.5x1.5x9.5 | 80 |
| SCWP | 46-1 | 46TH FLOOR MEP | Double Suction Split Case | CONDENSER WATER | 2500 | 125 | 1800 | 10.94 | 10" | 8" | 175 | 125.0 | 101.9 | 405T/TS | VFD | 480 | 3 | 60 | CONCRETE PAD | INERTIA | SEE SPECS | 3918.00 | Bell & Gossett | VSC-8x10x13.5B | VSX |
| SCWP | 46-2 | 46TH FLOOR MEP | Double Suction Split Case | CONDENSER WATER | 2500 | 125 | 1800 | 10.94 | 10" | 8" | 175 | 125.0 | 101.9 | 405T/TS | VFD | 480 | 3 | 60 | CONCRETE PAD | INERTIA | SEE SPECS | 3918.00 | Bell & Gossett | VSC-8x10x13.5B | VSX |
| SHWP | 46-1 | 46TH FLOOR MEP | In-Line Centrifugal | CHILLED WATER | 230 | 90 | 1800 | 5.64 | 3" | 3" | 175 | 15.0 | 8.0 | 254 | VFD | 480 | 3 | 60 | HUNG | SPRINGS | SEE SPECS | 420.00 | Bell & Gossett | 3x3x11 | 80 |
| SHWP | 46-2 | 46TH FLOOR MEP | In-Line Centrifugal | HOT WATER | 230 | 90 | 1800 | 5.64 | 3" | 3" | 175 | 15.0 | 8.0 | 254 | VFD | 480 | 3 | 60 | HUNG | SPRINGS | SEE SPECS | 420.00 | Bell & Gossett | 3x3x11 | 80 |
| SCWP | 67-1 | 67TH FLOOR MEP | Base Mounted End Suction | CONDENSER WATER | 920 | 125 | 1800 | 7.56 | 6" | 5" | 175 | 50.0 | 36.9 | 326T-L | VFD | 480 | 3 | 60 | CONCRETE PAD | INERTIA | SEE SPECS | 1195.00 | Bell & Gossett | 5 GB | e-1510 |
| SCWP | 67-2 | 67TH FLOOR MEP | Base Mounted End Suction | CONDENSER WATER | 920 | 125 | 1800 | 7.56 | 6" | 5" | 175 | 50.0 | 36.9 | 326T-L | VFD | 480 | 3 | 60 | CONCRETE PAD | INERTIA | SEE SPECS | 1195.00 | Bell & Gossett | 5 GB | e-1510 |
| SHWP | 67-1 | 67TH FLOOR MEP | In-Line Centrifugal | HOT WATEHOT WATER | 215 | 90 | 1800 | 4.80 | 3" | 3" | 175 | 10.0 | 7.6 | 215 | VFD | 480 | 3 | 60 | HUNG | SPRINGS | SEE SPECS | 375.00 | Bell & Gossett | 3x3x11 | 80 |
| SHWP | 67-2 | 67TH FLOOR MEP | In-Line Centrifugal | HOT WATEHOT WATER | 215 | 90 | 1800 | 4.80 | 3" | 3" | 175 | 10.0 | 7.6 | 215 | VFD | 480 | 3 | 60 | HUNG | SPRINGS | SEE SPECS | 375.00 | Bell & Gossett | 3x3x11 | 80 |
| PHWP | 67M-1 | 67TH FLOOR INTER | Base Mounted End Suction | HOT WATER | 410 | 150 | 1800 | 7.99 | 4" | 3" | 175 | 25.0 | 18.2 | 284T-L | VFD | 480 | 3 | 60 | CONCRETE PAD | INERTIA | SEE SPECS | 862.00 | Bell & Gossett | 3 GB | e-1510 |
| PHWP | 67M-2 | 67TH FLOOR INTER | Base Mounted End Suction | HOT WATER | 410 | 150 | 1800 | 7.99 | 4" | 3" | 175 | 25.0 | 18.2 | 284T-L | VFD | 480 | 3 | 60 | CONCRETE PAD | INERTIA | SEE SPECS | 862.00 | Bell & Gossett | 3 GB | e-1510 |
| PHWP | 67M-3 | 67TH FLOOR INTER | Base Mounted End Suction | HOT WATER | 410 | 150 | 1800 | 7.99 | 4" | 3" | 175 | 25.0 | 18.2 | 284T-L | VFD | 480 | 3 | 60 | CONCRETE PAD | INERTIA | SEE SPECS | 862.00 | Bell & Gossett | 3 GB | e-1510 |
| PHWP | 67M-4 | 67TH FLOOR INTER | Base Mounted End Suction | HOT WATER | 410 | 150 | 1800 | 7.99 | 4" | 3" | 175 | 25.0 | 18.2 | 284T-L | VFD | 480 | 3 | 60 | CONCRETE PAD | INERTIA | SEE SPECS | 862.00 | Bell & Gossett | 3 GB | e-1510 |
| SHWP | 67M-1 | 67TH FLOOR INTER | Base Mounted End Suction | HOT WATER | 515 | 150 | 1800 | 8.20 | 4" | 3" | 175 | 30.0 | 25.8 | 286T-L | VFD | 480 | 3 | 60 | CONCRETE PAD | INERTIA | SEE SPECS | 939.00 | Bell & Gossett | 3 GB | e-1510 |
| SHWP | 67M-2 | 67TH FLOOR INTER | Base Mounted End Suction | HOT WATER | 515 | 150 | 1800 | 8.20 | 4" | 3" | 175 | 30.0 | 25.8 | 286T-L | VFD | 480 | 3 | 60 | CONCRETE PAD | INERTIA | SEE SPECS | 939.00 | Bell & Gossett | 3 GB | e-1510 |
| CHWP | 94-1 | 94TH FLOOR MEP | In-Line Centrifugal | CHILLED WATER | 90 | 70 | 1800 | 7.70 | 2" | 2" | 175 | 5.0 | 2.8 | 184 | VFD | 480 | 3 | 60 | HUNG | SPRINGS | SEE SPECS | 195.00 | Bell & Gossett | 2x2x9.5B | 80 |
| CHWP | 94-2 | 94TH FLOOR MEP | In-Line Centrifugal | CHILLED WATER | 90 | 70 | 1800 | 7.70 | 2" | 2" | 175 | 5.0 | 2.8 | 184 | VFD | 480 | 3 | 60 | HUNG | SPRINGS | SEE SPECS | 195.00 | Bell & Gossett | 2x2x9.5B | 80 |
| CHWP | 94-3 | 94TH FLOOR MEP | In-Line Centrifugal | CHILLED WATER | 200 | 90 | 1800 | 4.50 | 3" | 3" | 175 | 15.0 | 7.2 | 254 | VFD | 480 | 3 | 60 | HUNG | SPRINGS | SEE SPECS | 900.00 | Bell & Gossett | 3x3x11 | 80 |
| CHWP | 94-4 | 94TH FLOOR MEP | In-Line Centrifugal | CHILLED WATER | 200 | 90 | 1800 | 4.50 | 3" | 3" | 175 | 15.0 | 7.2 | 254 | VFD | 480 | 3 | 60 | HUNG | SPRINGS | SEE SPECS | 900.00 | Bell & Gossett | 3x3x11 | 80 |
| SCWP | 95-1 | 95TH FLOOR EMR | Base Mounted End Suction | CONDENSER WATER | 1100 | 125 | 1800 | 7.56 | 6" | 5" | 175 | 50.0 | 36.9 | 326T-L | VFD | 480 | 3 | 60 | CONCRETE PAD | INERTIA | SEE SPECS | 1195.00 | Bell & Gossett | 5 GB | e-1510 |
| SCWP | 95-2 | 95TH FLOOR EMR | Base Mounted End Suction | CONDENSER WATER | 1100 | 125 | 1800 | 7.56 | 6" | 5" | 175 | 50.0 | 36.9 | 326T-L | VFD | 480 | 3 | 60 | CONCRETE PAD | INERTIA | SEE SPECS | 1195.00 | Bell & Gossett | 5 GB | e-1510 |
| PCWP | 96-1 | 96TH FLOOR DAMPER | Double Suction Split Case | CONDENSER WATER | 2000 | 150 | 1800 | 8.22 | 8" | 6" | 175 | 125.0 | 91.9 | 405T/TS | VFD | 480 | 3 | 60 | CONCRETE PAD | INERTIA | SEE SPECS | 3137.00 | Bell & Gossett | VSC-6x8x13.5A | VSX |
| PCWP | 96-2 | 96TH FLOOR DAMPER | Double Suction Split Case | CONDENSER WATER | 2000 | 150 | 1800 | 8.22 | 8" | 6" | 175 | 125.0 | 91.9 | 405T/TS | VFD | 480 | 3 | 60 | CONCRETE PAD | INERTIA | SEE SPECS | 3137.00 | Bell & Gossett | VSC-6x8x13.5A | VSX |
| PCWP | 96-3 | 96TH FLOOR DAMPER | Double Suction Split Case | CONDENSER WATER | 2000 | 150 | 1800 | 8.22 | 8" | 6" | 175 | 125.0 | 91.9 | 405T/TS | VFD | 480 | 3 | 60 | CONCRETE PAD | INERTIA | SEE SPECS | 3137.00 | Bell & Gossett | VSC-6x8x13.5A | VSX |

# EXPANSION TANK SCHEDULE

| UNIT | NO. | SERVICE | PROPYLENE GLYCOL (%) | LEVEL | TYPE | SERIES | TANK VOLUME (GAL) | EXPANSION VOLUME (GAL.) | DIAMETER (IN) | WORKING PRESSURE (PSIG) | SYSTEM MAX OPER. TEMP. (ºF) | CHARGE PRESSURE (PSIG) | HEIGHT (FT-IN) | OPERATING WEIGHT (LBS) | MANUFACTURER | MODEL |
|---|---|---|---|---|---|---|---|---|---|---|---|---|---|---|---|---|
| HWET | 6-1 | HOT WATER | - | 6TH FLOOR MEP | Full Acceptance Pre-Charged Bladder Tanks | B-High Pressure | 264 | 22 | 36" | 125 | 180 | 12 | 6' - 1 1/2" | 750 | Bell & Gossett | B-1000 |
| CHWET | 6-1 | CHILLED WATER | 40 | 6TH FLOOR MEP | Full Acceptance Pre-Charged Bladder Tanks | B-High Pressure | 264 | 6.9 | 36" | 125 | 90 | 48 | 6' - 1 1/2" | 750 | Bell & Gossett | B-1000 |
| HWET | 7-2 | HOT WATER | 40 | 7TH FLOOR MEP | Full Acceptance Pre-Charged Bladder Tanks | B-High Pressure | 317 | 31.1 | 36" | 125 | 180 | 38 | 7' - 1 7/8" | 779 | Bell & Gossett | B-1200 |
| HWET | 7-3 | HOT WATER | - | 7TH FLOOR MEP | Full Acceptance Pre-Charged Bladder Tanks | B-High Pressure | 1321 | 64 | 60" | 125 | 180 | 94 | 10' - 8" | 2450 | Bell & Gossett | B-5000 |
| HWET | 7-4 | HOT WATER | - | 7TH FLOOR MEP | Full Acceptance Pre-Charged Bladder Tanks | B-High Pressure | 1321 | 64 | 60" | 125 | 180 | 94 | 10' - 8" | 2450 | Bell & Gossett | B-5000 |
| CWET | 12-1 | CONDENSER WATER | - | 12TH FLOOR MEP | Full Acceptance Pre-Charged Bladder Tanks | B-High Pressure | 132 | 10.9 | 24" | 125 | 180 | 12 | 6' - 7 1/8" | 328 | Bell & Gossett | B-500 |
| HWET | 12-1 | HOT WATER | - | 12TH FLOOR MEP | Full Acceptance Pre-Charged Bladder Tanks | B-High Pressure | 317 | 23.8 | 36" | 125 | 180 | 100 | 7' - 1 7/8" | 779 | Bell & Gossett | B-1200 |
| HWET | 27-1 | HOT WATER | - | 27TH FLOOR MEP | Full Acceptance Pre-Charged Bladder Tanks | B-High Pressure | 211 | 44.5 | 30" | 125 | 177 | 14 | 6' - 11" | 656 | Bell & Gossett | B-800 |
| HWET | 27-2 | HOT WATER | - | 27TH FLOOR MEP | Full Acceptance Pre-Charged Bladder Tanks | B-High Pressure | 53 | 14.1 | 24" | 125 | 174 | 14 | 3' - 1" | 192 | Bell & Gossett | B-200 |
| CWET | 46-1 | CONDENSER WATER | - | 46TH FLOOR MEP | Full Acceptance Pre-Charged Bladder Tanks | B-High Pressure | 264 | 39 | 36" | 125 | 103 | 12 | 6' - 1 1/2" | 750 | Bell & Gossett | B-1000 |
| HWET | 46-1 | HOT WATER | - | 46TH FLOOR MEP | Full Acceptance Pre-Charged Bladder Tanks | B-High Pressure | 158 | 20.4 | 30" | 125 | 177 | 12 | 5' - 5" | 570 | Bell & Gossett | B-600 |
| CWET | 67-1 | CONDENSER WATER | - | 67TH FLOOR MEP | Full Acceptance Pre-Charged Bladder Tanks | B-High Pressure | 80 | 12.9 | 24" | 125 | 103 | 12 | 4' - 3 1/4" | 320 | Bell & Gossett | B-300 |
| HWET | 67-1 | HOT WATER | - | 67TH FLOOR MEP | Full Acceptance Pre-Charged Bladder Tanks | B-High Pressure | 106 | 17.6 | 24" | 125 | 177 | 12 | 5' - 5 1/8" | 309 | Bell & Gossett | B-400 |
| HWET | 67M-1 | HOT WATER | - | 67TH FLOOR INTER | Full Acceptance Pre-Charged Bladder Tanks | B-High Pressure | 528 | 102.1 | 48" | 175 | 180 | 12 | 6' - 11 1/2" | 1264 | Bell & Gossett | B-2000 |
| CHWET | 94-1 | CHILLED WATER | - | 94TH FLOOR MEP | ASME Rated Pre-Charged Diaphragm Tanks | D | 8 | 1.3 | 12" | 125 | 90 | 12 | 1' - 8 27/32" | 43 | Bell & Gossett | D-15V |
| CHWET | 94-2 | CHILLED WATER | - | 94TH FLOOR MEP | ASME Rated Pre-Charged Diaphragm Tanks | D | 8 | 1.3 | 12" | 125 | 90 | 12 | 1' - 8 27/32" | 43 | Bell & Gossett | D-15V |
| CWET | 95-1 | CONDENSER WATER | - | 95TH FLOOR EMR | Full Acceptance Pre-Charged Bladder Tanks | B-High Pressure | 80 | 80 | 24" | 125 | 100 | 12 | 4' - 3 1/4" | 320 | Bell & Gossett | B-300 |
| HWET | 95-1 | HOT WATER | - | 95TH FLOOR EMR | Full Acceptance Pre-Charged Bladder Tanks | B-High Pressure | 264 | 22 | 36" | 125 | 100 | 12 | 6' - 1 1/2" | 750 | Bell & Gossett | B-1000 |

# AIR SEPARATOR SCHEDULE

| UNIT | NO. | LEVEL | SERVICE | TYPE | FLOW RATE (GPM) | MAX WORKING PRESSURE (PSI) | TANGENTIAL OPENING (INCHES) | MANUFACTURER | MODEL NO. |
|---|---|---|---|---|---|---|---|---|---|
| HWAS | 6-1 | 6TH FLOOR MEP | HOT WATER | Air Separator Flanged Less Strainer | 400 | 125.00 | 6" | Bell & Gossett | RL-6F |
| CHWAS | 6-1 | 6TH FLOOR MEP | CHILLED WATER (40% PG) | Air Separator Flanged Less Strainer | 500 | 125.00 | 12" | BELL & GOSSETT | RL-12F |
| HWAS | 7-2 | 7TH FLOOR MEP | HOT WATER (40% PG) | Air Separator Flanged Less Strainer | 350 | 125.00 | 5" | Bell & Gossett | RL-5F |
| HWAS | 7-3 | 7TH FLOOR MEP | HOT WATER | Air Separator Flanged Less Strainer | 1620 | 125.00 | 10" | Bell & Gossett | RL-10F |
| CWAS | 12-1 | 12TH FLOOR MEP | CONDENSER WATER | Air Separator Flanged Less Strainer | 750 | 125.00 | 8" | Bell & Gossett | RL-8F |
| HWAS | 12-1 | 12TH FLOOR MEP | HOT WATER | Air Separator Flanged Less Strainer | 700 | 250.00 | 8" | Bell & Gossett | RL-8F |
| HWAS | 12-2 | 12TH FLOOR MEP | HOT WATER | Air Separator Flanged Less Strainer | 290 | 125.00 | 5" | Bell & Gossett | RL-5F |
| HWAS | 27-1 | 27TH FLOOR MEP | HOT WATER | Air Separator Flanged Less Strainer | 70 | 125.00 | 3" | Bell & Gossett | RL-3F |
| CWAS | 46-1 | 46TH FLOOR MEP | CONDENSER WATER | Air Separator Flanged Less Strainer | 2250 | 125.00 | 10" | Bell & Gossett | RL-10F |
| HWAS | 46-1 | 46TH FLOOR MEP | HOT WATER | Air Separator Flanged Less Strainer | 230 | 125.00 | 5" | Bell & Gossett | RL-5F |
| CWAS | 67-1 | 67TH FLOOR MEP | CONDENSER WATER | Air Separator Flanged Less Strainer | 720 | 125.00 | 8" | Bell & Gossett | RL-8F |
| HWAS | 67-1 | 67TH FLOOR MEP | HOT WATER | Air Separator Flanged Less Strainer | 215 | 125.00 | 4" | Bell & Gossett | RL-4F |
| HWAS | 67M-1 | 67TH FLOOR INTER | HOT WATER | Air Separator Flanged Less Strainer | 1230 | 125.00 | 8" | Bell & Gossett | RL-8F |
| HWAS | 67M-2 | 67TH FLOOR INTER | HOT WATER | Air Separator Flanged Less Strainer | 455 | 250.00 | 6" | Bell & Gossett | RL-6F |
| CHWAS | 94-1 | 94TH FLOOR MEP | CHILLED WATER | Air Separator Flanged Less Strainer | 190 | 125.00 | 4" | Bell & Gossett | RL-4F |
| CHWAS | 94-2 | 94TH FLOOR MEP | CHILLED WATER | Air Separator Flanged Less Strainer | 190 | 125.00 | 4" | Bell & Gossett | RL-4F |
| CWAS | 95-1 | 95TH FLOOR EMR | CONDENSER WATER | Air Separator Flanged Less Strainer | 920 | 125.00 | 8" | Bell & Gossett | RL-8F |

# ELECTRIC TO STEAM HUMIDIFIER SCHEDULE

| UNIT | NO. | LEVEL | CFM | O.A. CFM | DESIGN CONDITIONS: DEG (ºF) | % RH | SPACE CONDITIONS: DEG (ºF) | % RH | MAKE-UP WATER | ELECTRICAL DATA: VOLTAGE | PHASE | HZ | AMPS | CAPACITY (LBS/HR) | NO. OF GENERATORS | OUTLET CONNECTION | DISPERION GRID MATERIAL | LEAVING DUCT TEMP (ºF) | ABSORPTION DISTANCE | ENCLOSURE | DIMENSIONS (IN): LENGTH | WIDTH | HEIGHT | MANUFACTURER | MODEL NO. |
|---|---|---|---|---|---|---|---|---|---|---|---|---|---|---|---|---|---|---|---|---|---|---|---|---|---|
| H | 1-1 | GROUND FLOOR INTER | 5500 | 5500 | 11 °F | 63 | 72 °F | 30 | CITY | 480 V | 3 | 60 | 76 | 144 | 1 | 3" FLANGE | 304 SS - WELDED | 70 °F | 0' - 0" | NEMA 1 | 33 | 22 | 19 | DRISTEEM | VLC-63-3 RAPID-SORB |
| H | 12-1 | 12TH FLOOR MEP | 14500 | 14500 | 11 °F | 63 | 72 °F | 30 | CITY | 480 V | 3 | 60 | 120 | 264 | 1 | 3" FLANGE | 304 SS - WELDED | 70 °F | 0' - 6" | NEMA 1 | 41 | 22 | 19 | DRISTEEM | VLC-100-4 RAPID-SORB |
| H | 12-2 | 12TH FLOOR MEP | 3000 | 3000 | 11 °F | 63 | 72 °F | 30 | CITY | 480 V | 3 | 60 | 25 | 56 | 1 | 2" NPT | 304 SS - WELDED | 70 °F | 0' - 6" | NEMA 1 | 25 | 17 | 19 | DRISTEEM | VM-21 RAPID-SORB |
| H | 27-1 | 27TH FLOOR MEP | 10000 | 10000 | 11 °F | 63 | 72 °F | 30 | CITY | 480 V | 3 | 60 | 90 | 213.8 | 1 | 2" NPT | 304 SS - WELDED | 70 °F | 0' - 6" | NEMA 1 | 32 | 22 | 19 | DRISTEEM | VLC-75-3 RAPID-SORB |
| H | 27-2 | 27TH FLOOR MEP | 10000 | 10000 | 11 °F | 63 | 72 °F | 30 | CITY | 480 V | 3 | 60 | 91 | 213.8 | 1 | 2" NPT | 304 SS - WELDED | 70 °F | 0' - 6" | NEMA 1 | 32 | 22 | 19 | DRISTEEM | VLC-75-3 RAPID-SORB |
| H | 27-3 | 27TH FLOOR MEP | 3000 | 3000 | 11 °F | 63 | 72 °F | 30 | CITY | 480 V | 3 | 60 | 25 | 56 | 1 | 2" NPT | 304 SS - WELDED | 70 °F | 0' - 6" | NEMA 1 | 25 | 17 | 19 | DRISTEEM | VM-21 RAPID-SORB |
| H | 27-4 | 27TH FLOOR MEP | 3000 | 3000 | 11 °F | 63 | 72 °F | 30 | CITY | 480 V | 3 | 60 | 25 | 56 | 1 | 2" NPT | 304 SS - WELDED | 70 °F | 0' - 6" | NEMA 1 | 25 | 17 | 19 | DRISTEEM | VM-21 RAPID-SORB |
| H | 46-1 | 46TH FLOOR MEP | 10000 | 10000 | 11 °F | 63 | 72 °F | 30 | CITY | 480 V | 3 | 60 | 91 | 213.8 | 1 | 2" NPT | 304 SS - WELDED | 70 °F | 0' - 6" | NEMA 1 | 32 | 22 | 19 | DRISTEEM | VLC-75-3 RAPID-SORB |
| H | 46-2 | 46TH FLOOR MEP | 12000 | 12000 | 11 °F | 63 | 72 °F | 30 | CITY | 480 V | 3 | 60 | 101 | 227 | 1 | 3" FLANGE | 304 SS - WELDED | 70 °F | 0' - 6" | NEMA 1 | 41 | 22 | 19 | DRISTEEM | VLC-84-4 RAPID-SORB |
| H | 46-3 | 46TH FLOOR MEP | 3750 | 3750 | 11 °F | 63 | 72 °F | 30 | CITY | 480 V | 3 | 60 | 30 | 70 | 1 | 2" NPT | 304 SS - WELDED | 70 °F | 0' - 6" | NEMA 1 | 25 | 16 | 19 | DRISTEEM | VM-25 RAPID-SORB |
| H | 67-1 | 67TH FLOOR MEP | 12000 | 12000 | 11 °F | 63 | 72 °F | 30 | CITY | 480 V | 3 | 60 | 101 | 292 | 1 | 3" FLANGE | 304 SS - WELDED | 70 °F | 0' - 6" | NEMA 1 | 41 | 22 | 19 | DRISTEEM | VLC-84-4 RAPID-SORB |
| H | 67-2 | 67TH FLOOR MEP | 12000 | 12000 | 11 °F | 63 | 72 °F | 30 | CITY | 480 V | 3 | 60 | 101 | 227 | 1 | 3" FLANGE | 304 SS - WELDED | 70 °F | 0' - 6" | NEMA 1 | 41 | 22 | 19 | DRISTEEM | VLC-84-4 RAPID-SORB |
| H | 67M-1 | 67TH FLOOR INTER | 2200 | 2200 | 11 °F | 63 | 72 °F | 50 | CITY | 480 V | 3 | 60 | 75 | 179 | 1 | 3" FLANGE | 304 SS - WELDED | 70 °F | 0' - 6" | NEMA 1 | 33 | 22 | 19 | DRISTEEM | VLC-63-3 ULTRA-SORB |
| H | 67M-2 | 67TH FLOOR INTER | 400 | 0 | 11 °F | 63 | 72 °F | 70 | CITY | 480 V | 3 | 60 | 7 | 12 | 1 | 2" NPT | 304 SS - WELDED | 66 °F | 0' - 6" | NEMA 1 | 24 | 16 | 19 | DRISTEEM | VM-4 ULTRA-SORB |
| H | 95-1 | 95TH FLOOR EMR | 4000 | 4000 | 11 °F | 63 | 72 °F | 30 | CITY | 480 V | 3 | 60 | 30 | 74 | 1 | 2" NPT | 304 SS - WELDED | 70 °F | 0' - 6" | NEMA 1 | 33 | 22 | 19 | DRISTEEM | VM-27-3 RAPID-SORB |
| H | 96-1 | 96TH FLOOR DAMPER | 12000 | 12000 | 11 °F | 63 | 72 °F | 30 | CITY | 480 V | 3 | 60 | 101 | 227 | 1 | 3" FLANGE | 304 SS - WELDED | 70 °F | 0' - 6" | NEMA 1 | 41 | 22 | 19 | DRISTEEM | VLC-84-4 RAPID-SORB |

NOTES:

1. PROVIDE CONNECTIONS TO ALLOW RETURN OF CONDENSATE FROM DISPERSION TUBES.
2. PROVIDE MASTER - SLAVE CONTROLLER, SEPARATE ARE NOT ACCEPTABLE.
3. PROVIDE INSULATED TANK.
4. PROVIDE DRAIN COOLER.
5. PROVIDE LEVEL CONTROL WITH 18-2 STAINLESS STEEL PROBES.
6. PROVIDE VAPOR LOGIC CONTROLLER WITH BACNET CONNECTION
7. PROVIDE MODULATING SSR CONTROL OF RESISTIVE HEATER - STAGING IS NOT ACCEPTABLE.
8. PROVIDE 600V-200 AMP SAFETY SWITCH.
9. CONTROL VIA 2-10 VDC OR 4-20 MA SIGNAL BY OTHERS.
10. PROVIDE USB PORT FOR PROGRAMMING AND TROUBLESHOOTING.
11. PROVIDE STAND FOR EACH HUMIDIFIER.
12. PROVIDE VACUUM BREAKER FOR CONDENSATE.
13. PROVIDE SHOCK ARRESTOR AND STRAINER FOR WATER SUPPLY.

11

FILE NAME:
PLOT DATE: 10/19/2016 5:40:10 PM

KEY PLAN:

PROJECT 865 — WEST 58TH ST — 8TH AVE — BROADWAY — 7TH AVE — WEST 57TH ST

PROJECT NORTH    TRUE NORTH


DEVELOPER:
**EXTELL DEVELOPMENT COMPANY**
805 THIRD AVENUE, 7TH FLOOR
New York, NY 10022 USA
TEL: 212 712 6000 FAX: 212 712 6100

DESIGN ARCHITECT: Base Building Shell & Core
**ADRIAN SMITH + GORDON GILL ARCHITECTURE**
111 WEST MONROE STREET SUITE 2300
CHICAGO IL 60603
TEL: 312 920 1888 FAX: 312 920 1775

INTERIOR DESIGNER: Residential
**Rottet Architecture and Design Studio, PLLC**
298 Fifth Ave, 7th Floor
New York, NY 10001
TEL: 646 998 7000 FAX:

ARCHITECT OF RECORD: Base Building Shell, Core, & Residential
**AAI ARCHITECTS, P.C.**
401 Wellington St. W., 3rd Floor
Toronto, ON M5V 1E7 Canada
TEL: 416 967 1500 FAX: 416 967 7150

STRUCTURAL ENGINEERS:
**WSP CANTOR SEINUK**
228 EAST 45th Street
New York, NY 10017 USA
TEL: 212 687 9888 FAX: 646 487 5501

MEP ENGINEERS:
**AKF GROUP**
One Liberty Plaza, 165 Broadway, 22nd Floor
New York, NY 10006 USA
TEL: 212 354 5656 FAX: 212 354 5668

GEOTECHNICAL ENGINEERS:
**Langan Engineering & Environmental Services**
21 Penn Plaza - 360 West 31st Street, 8th Floor
New York, NY 10001-2727
TEL: 212 479 5400 FAX: 212 479 5444

CODE CONSULTANTS:
**Construction Consulting Associates**
100 Church Street
New York, NY 10007
TEL: 212 385 1818 FAX: 212 385 1911

CURTAINWALL CONSULTANT:
**AJLP Consulting**
40 Worth Street. Suite 826
New York, NY 10013
TEL: 212 757 5659 FAX: 646 219 8508

LANDMARK/PRESERVATION CONSULTANT:
**Jan Hird Pokorny Associates, Inc.**
39 West 37th Street, 12A
New York, NY 10018
TEL: 212 759 6462 FAX: 212 759 6540


| No. | DESCRIPTION | DATE |
|---|---|---|
| 1 | ISSUED FOR SCHEMATIC DESIGN | 04 APR 2014 |
| 2 | ISSUED FOR DESIGN DEVELOPMENT | 01 JUL 2014 |
| 3 | ISSUED FOR DESIGN DEVELOPMENT | 31 JUL 2014 |
| 4 | CD PROGRESS ISSUE 1 | 15 OCT 2014 |
| 5 | ISSUED FOR BID - MECHANICAL | 15 OCT 2014 |
| 6 | DOB SUBMISSION | 19 DEC 2014 |
| 7 | CD PROGRESS ISSUE 3 | 09 MAR 2015 |
| 8 | CD PROGRESS ISSUE 4 | 01 JUN 2015 |
| 9 | CD PROGRESS ISSUE 5 | 10 AUG 2015 |
| 10 | DOB AMENDMENT 2 | 18 SEP 2015 |
| 11 | CD PROGRESS ISSUE 6 | 02 NOV 2015 |
| 12 | CD PROGRESS ISSUE 7 | 29 JAN 2016 |
| 13 | CD PROGRESS ISSUE 8 - GMP SET | 18 MAR 2016 |
| 14 | DOB AMENDMENT 3 | 03 OCT 2016 |

0   4' - 0"   8' - 0"   16' - 0"


Discrepancies must be reported immediately to the Architect before proceeding. Only figured dimensions are to be used. Contractors must check all dimensions on site. This drawing is protected by copyright.


ALL DIMENSIONS ARE SHOWN IN IMPERIAL.


CONSULTANT: AKF
ONE LIBERTY PLAZA, 165 BROADWAY, 22nd FLOOR
NEW YORK, NY 10006
T: 212.354.5656 F: 212.354.5668
Arlington / Boston / Mexico City / Minneapolis / New York
Philadelphia / Princeton / Puebla / Rochester / Stamford


PROJECT:
**217 WEST 57TH STREET**
NEW YORK, NY

DRAWING TITLE:
MECHANICAL SCHEDULES

SEAL & SIGNATURE: STATE OF NEW YORK — CHRISTOPHER C. McHUGH — LICENSED PROFESSIONAL ENGINEER — No. 073130

DATE: 04/04/14
PROJECT No: Y130747-000
DRAWN: RC/AZ
CHK: PHS
SCALE: 12" = 1'-0"
REV: 14
DWG No: **M-500.02**
DOB PAGE No: 121 of 132

DOB EMPLOYEE STAMP:    DOB B-SCAN:

36" x 48" Arch E -SHEET SIZE

# FAN SCHEDULE

| UNIT | No. | SERVICE | PERFORMANCE DATA: FLOW | TOTAL SP (IN. W.G.) | RPM | BHP | MOTOR DATA: DRIVE TYPE | MHP | STARTER TYPE | ELECTRICAL DATA: VOLTS | PHASE | HZ | VIBRATION ISOLATION SPECIFICATIONS: MOUNTING TYPE | BASE TYPE | Manufacturer 2 | Model 2 |
|---|---|---|---|---|---|---|---|---|---|---|---|---|---|---|---|---|
| EX | SC3-1 | ELEC. CLOSET | 0 | 0.25 | 2225 | .219 | BELT | .25 | HOA | 480 V | 3 | 60 | SEE SPEC | SEE SPEC | Loren Cook Company | SQN-B |
| SF | 2-1 | RETAIL PFS CONTROL MUA | 64000 | 3.00 | 688 | 42.6 | BELT | 50 | VFD | 480 V | 3 | 60 | SEE SPEC | SEE SPEC | Loren Cook Company | 540-QMX |
| EX | 6-1 | MER EXHAUST | 6925 | 1.50 | 1475 | 2.98 | BELT | 5 | VFD | 480 V | 3 | 60 | SEE SPEC | SEE SPEC | Loren Cook Company | 202-QMXHP |
| FOS | 6-1 | FUEL ROOM SUPPLY | 1000 | 2.00 | 1929 | .667 | BELT | .75 | HOA | 480 V | 3 | 60 | SEE SPEC | SEE SPEC | Loren Cook Company | 150-SQN-HP |
| SF | 6-1 | RETAIL PFS CONTROL MUA | 60000 | 3.00 | 1130 | 51.2 | BELT | 75 | VFD | 480 V | 3 | 60 | SEE SPEC | SEE SPEC | Loren Cook Company | 445-QMX-HP |
| SF | 6-2 | MER VENTILATION | 2950 | 1.50 | 2313 | 1.57 | BELT | 2 | VFD | 480 V | 3 | 60 | SEE SPEC | SEE SPEC | Loren Cook Company | 135-QMXHP |
| SF | 6-3 | MER VENTILATION | 2600 | 1.50 | 2142 | 1.31 | BELT | 1.5 | VFD | 480 V | 3 | 60 | SEE SPEC | SEE SPEC | Loren Cook Company | 135-QMXHP |
| SPF | 6-1 | RETAIL STAIR PRESSURIZATION | 6000 | 1.50 | 1578 | 2.2 | BELT | 7.5 | VFD | 480 V | 3 | 60 | SEE SPEC | SEE SPEC | Loren Cook Company | 180-QMX |
| SPF | 6-2 | RETAIL STAIR PRESSURIZATION | 9900 | 3.00 | 1553 | 6.88 | BELT | 10 | VFD | 480 V | 3 | 60 | SEE SPEC | SEE SPEC | Loren Cook Company | 225-QMX |
| SPF | 6-3 | RES. STAIR PRESSURIZATION | 6900 | 1.50 | 1094 | 3.36 | BELT | 5 | VFD | 480 V | 3 | 60 | SEE SPEC | SEE SPEC | Loren Cook Company | 245-QMX |
| SX | 6-1 | RETAIL POST FIRE SMOKE PURGE | 64000 | 3.00 | 688 | 42.6 | BELT | 60 | VFD | 480 V | 3 | 60 | SEE SPEC | SEE SPEC | Loren Cook Company | 540-QMX |
| DX | 7-1 | DRYER EXHAUST | 1320 | 1.00 | 1720 | | TEFC | 1 | VFD | 480 V | 3 | 60 | SEE SPEC | SEE SPEC | EXHAUSTO | BESB 315 |
| EX | 7-1 | CON-ED NETWORK ROOM EXHAUST | 8000 | 1.50 | 1160 | 2.81 | BELT | 5 | VFD | 460 V | 3 | 60 | SEE SPEC | SEE SPEC | Loren Cook Company | 225-QMX |
| EX | 7-3 | GEN MER EXHAUST | 6500 | 0.75 | 1078 | 2.10 | BELT | 3.0 | VFD | 480 V | 3 | 60 | SEE SPEC | SEE SPEC | Loren Cook Company | 245-SQN-HP |
| EX | 7-4 | RECYCLING/REFUSE/COMPACTOR EXHAUST | 1980 | 1.50 | 1223 | .63 | BELT | 1 | VFD | 480 V | 3 | 60 | SEE SPEC | SEE SPEC | Loren Cook Company | 180-SQN-HP |
| EX | 7-5 | POOL EQUIP. RM. EXHAUST | 0 | 1.00 | 2819 | .435 | BELT | .5 | HOA | 480 V | 3 | 60 | SEE SPEC | SEE SPEC | Loren Cook Company | 70-SQN-B |
| EX | 7-7 | MER EXHAUST | 6500 | 1.50 | 1233 | 3.28 | BELT | 5 | VFD | 480 V | 3 | 60 | SEE SPEC | SEE SPEC | Loren Cook Company | 245-SQN-HP |
| EX | 7-8 | MER EXHAUST | 0 | 1.00 | 1582 | .358 | BELT | .5 | VFD | 480 V | 3 | 60 | SEE SPEC | SEE SPEC | Loren Cook Company | 135-SQN-HP |
| EX/SX | 7-2 | 7TH FL. MER EXHAUST/6TH & 7TH FL PFSP | 42000 | 1.50 | 711 | 15.9 | BELT | 20 | VFD | 480 V | 3 | 60 | SEE SPEC | SEE SPEC | Loren Cook Company | 445-QMX |
| FOX | 7-1 | FUEL ROOM EXHAUST | 1000 | 2.00 | 1929 | .667 | BELT | .750 | HOA | 480 V | 3 | 60 | SEE SPEC | SEE SPEC | Loren Cook Company | 150-SQN-HP |
| GX | 7-1 | LL GENERAL EXHAUST | 1225 | 2.00 | 2035 | .799 | BELT | 1.5 | VFD | 480 V | 3 | 60 | SEE SPEC | SEE SPEC | Loren Cook Company | 150-SQN-HP |
| GX | 7-2 | LL GENERAL EXHAUST | 8000 | 2.50 | 1293 | 6.07 | BELT | 7.5 | VFD | 480 V | 3 | 60 | SEE SPEC | SEE SPEC | Loren Cook Company | 270-SQN-HP |
| SF | 7-1 | MER VENTILATION | 3150 | 1.50 | 1422 | 2.49 | BELT | 3 | VFD | 480 V | 3 | 60 | SEE SPEC | SEE SPEC | Loren Cook Company | 195-QMX |
| SF | 7-2 | MICROTURBINE VENTILATION | 3500 | 1.50 | 1449 | 1.2 | BELT | 1.5 | VFD | 480 V | 3 | 60 | SEE SPEC | SEE SPEC | Loren Cook Company | 165-QMX |
| SPF | 7-1 | RETAIL STAIR PRESSURIZATION | 6000 | 1.50 | 1578 | 2.2 | BELT | 7.5 | VFD | 480 V | 3 | 60 | SEE SPEC | SEE SPEC | Loren Cook Company | 180-QMX |
| SPF | 7-2 | RETAIL STAIR PRESSURIZATION | 9900 | 3.00 | 1553 | 6.88 | BELT | 10 | VFD | 480 V | 3 | 60 | SEE SPEC | SEE SPEC | Loren Cook Company | 225-QMX |
| SPF | 7-3 | RETAIL STAIR PRESSURIZATION | 10000 | 3.00 | 1477 | 7.75 | BELT | 10 | VFD | 480 V | 3 | 60 | SEE SPEC | SEE SPEC | Loren Cook Company | 245-CPS_CW_THD_CLASS_1 |
| SPF | 7-4 | RETAIL STAIR PRESSURIZATION | 6000 | 1.50 | 1328 | 2.6 | BELT | 5 | VFD | 480 V | 3 | 60 | SEE SPEC | SEE SPEC | Loren Cook Company | 210-CPS_CW_THD_CLASS_1 |
| SX | 7-1 | RES. LL PFSP | 16500 | 3.00 | 1399 | 11.1 | BELT | 20 | VFD | 480 V | 3 | 60 | SEE SPEC | SEE SPEC | Loren Cook Company | 270-QMX |
| TX | 7-1 | RES. LL TOILET EXHAUST | 800 | 2.00 | 1645 | .406 | BELT | .5 | VFD | 480 V | 3 | 60 | SEE SPEC | SEE SPEC | Loren Cook Company | 150-SQN-HP |
| EX | 7-6 | GEN MER EXHAUST | 1800 | 1.50 | 1625 | .837 | BELT | 1.5 | VFD | 480 V | 3 | 60 | SEE SPEC | SEE SPEC | Loren Cook Company | 165-SQN-HP |
| RF | 7-4 | RES. AMENITY | 15000 | 1.75 | 944 | 5.84 | BELT | 7.5 | VFD | 480 V | 3 | 60 | SEE SPEC | SEE SPEC | Loren Cook Company | 300-QMX |
| RF | 7-5 | RES. AMENITY | 13000 | 1.75 | 1087 | 5.14 | BELT | 7.5 | VFD | 480 V | 3 | 60 | SEE SPEC | SEE SPEC | Loren Cook Company | 270-QMX |
| EX | 8-1 | RES. BOH | 0 | 0.50 | 1585 | 0.108 | BELT | 0.167 | HOA | 120 V | 1 | 60 | SEE SPEC | SEE SPEC | Loren Cook Company | 80-SQN-B |
| SPF | 8-1 | RETAIL STAIR PRESSURIZATION | 10000 | 3.00 | 1477 | 7.75 | BELT | 10 | VFD | 480 V | 3 | 60 | SEE SPEC | SEE SPEC | Loren Cook Company | 245-CPS_CW_THD_CLASS_1 |
| EX | 9-1 | MER Exhaust | 3700 | 1.00 | 1613 | 1.72 | BELT | 2 | VFD | 460 V | 3 | 60 | SEE SPEC | SEE SPEC | Loren Cook Company | 165SQN-B |
| EX | 9-2 | POOL EQUIPMENT ROOM EXHAUST | 0 | 0.75 | 2275 | 0.251 | BELT | 0.334 | HOA | 480 V | 3 | 60 | SEE SPEC | SEE SPEC | Loren Cook Company | 80SQN-B |
| EX | 9-3 | POOL ROOM EXHAUST | 2000 | 1.00 | 1202 | .6 | BELT | .75 | VFD | 480 V | 3 | 60 | SEE SPEC | SEE SPEC | Loren Cook Company | 180-SQN-HP |
| EX | 9-4 | POOL ROOM PURGE | 9000 | 1.50 | 1233 | 3.47 | BELT | 5 | VFD | 480 V | 3 | 60 | SEE SPEC | SEE SPEC | Loren Cook Company | 225QMX |
| EX | 9-6 | POOL ROOM | 0 | 0.25 | 2225 | .219 | BELT | .25 | HOA | 120 V | 1 | 60 | SEE SPEC | SEE SPEC | Loren Cook Company | SQN-B |
| SF | 9-1 | MER MAKE UP AIR | 3700 | 1.00 | 1613 | 1.72 | BELT | 2 | VFD | 460 V | 3 | 60 | SEE SPEC | SEE SPEC | Loren Cook Company | 165SQN-B |
| TX | 9-1 | RES. AMENITY TOILET EXHAUST | 4375 | 1.25 | 1037 | 1.94 | BELT | 3.0 | VFD | 480 V | 3 | 60 | SEE SPEC | SEE SPEC | Loren Cook Company | 225-SQN-HP |
| TRF | 10M-1 | PLENUM TRANSFER FAN | 2500 | 0.50 | 1202 | 0.440 | BELT | .75 | HOA | 480 V | 3 | 60 | SEE SPEC | SEE SPEC | Loren Cook Company | 195-SQN-HP |
| TRF | 10M-2 | PLENUM TRANSFER FAN | 2500 | 0.50 | 1202 | 0.440 | BELT | .75 | HOA | 480 V | 3 | 60 | SEE SPEC | SEE SPEC | Loren Cook Company | 195-SQN-HP |
| EX | 12-1 | MER EXHAUST | 4500 | 1.50 | 1725 | 1.79 | BELT | 3 | VFD | 480 V | 3 | 60 | SEE SPEC | SEE SPEC | Loren Cook Company | 165-QMX |
| EX | 12-2 | MER EXHAUST | 4500 | 1.50 | 1725 | 1.79 | BELT | 3 | VFD | 480 V | 3 | 60 | SEE SPEC | SEE SPEC | Loren Cook Company | 165-QMX |
| EX | 12-3 | MER EXHAUST | 4500 | 1.50 | 1725 | 1.79 | BELT | 3 | VFD | 480 V | 3 | 60 | SEE SPEC | SEE SPEC | Loren Cook Company | 165-QMX |
| PFSP | 12-1 | POST FIRE SMOKE PURGE & VENTILATION | 36000 | 1.50 | 1725 | 11.9 | BELT | 15 | VFD | 480 V | 3 | 60 | SEE SPEC | SEE SPEC | Loren Cook Company | 490-QMX |
| PSFP | 12-2 | POST FIRE SMOKE PURGE & VENTILATION | 36000 | 1.50 | 1725 | 11.9 | BELT | 15 | VFD | 480 V | 3 | 60 | SEE SPEC | SEE SPEC | Loren Cook Company | 490-QMX |
| RKX | 12-1 | RESIDENTIAL KITCHEN EXHAUST | 5280 | 3.00 | 1806 | 3.67 | BELT | 5.0 | VFD | 480 V | 3 | 60 | SEE SPEC | SEE SPEC | Loren Cook Company | 180-QMX |
| RKX | 12-2 | RESIDENTIAL KITCHEN EXHAUST | 3535 | 3.00 | 2225 | 2.47 | BELT | 3 | VFD | 480 V | 3 | 60 | SEE SPEC | SEE SPEC | Loren Cook Company | 150-QMX |
| RTX | 12-1 | RESIDENTIAL TOILET EXHAUST | 2400 | 3.00 | 1725 | 1.95 | BELT | 3 | VFD | 480 V | 3 | 60 | SEE SPEC | SEE SPEC | Loren Cook Company | 165-QMX |
| SF | 12-1 | MER VENTILATION | 9000 | 1.50 | 1233 | 3.47 | BELT | 5 | VFD | 480 V | 3 | 60 | SEE SPEC | SEE SPEC | Loren Cook Company | 225-QMX |
| SF | 12-2 | STACK EFFECT | 3750 | 3.75 | 3650 | 3.99 | BELT | 5 | VFD | 460 V | 3 | 60 | SEE SPEC | SEE SPEC | Loren Cook Company | 120-QMX |
| SF | 12-3 | STACK EFFECT | 3750 | 3.75 | 3650 | 3.99 | BELT | 5 | VFD | 460 V | 3 | 60 | SEE SPEC | SEE SPEC | Loren Cook Company | 120-QMX |
| EX | 27-1 | MER EXHAUST | 4500 | 1.50 | 1725 | 2.05 | BELT | 2 | VFD | 480 V | 3 | 60 | SEE SPEC | SEE SPEC | Loren Cook Company | 165-QMX |
| EX | 27-2 | MER EXHAUST | 4000 | 1.50 | 1725 | 2.05 | BELT | 3 | VFD | 480 V | 3 | 60 | SEE SPEC | SEE SPEC | Loren Cook Company | 165-QMX |
| EX | 27-3 | POOL EQUIPMENT ROOM EXHAUST | 0 | 0.75 | 2275 | 0.200 | BELT | 0.334 | HOA | 480 V | 3 | 60 | SEE SPEC | SEE SPEC | Loren Cook Company | 70-SQN-B |
| EX | 27-4 | ELEC. CLOSET | 0 | 0.25 | 2225 | .219 | BELT | .25 | HOA | 120 V | 1 | 60 | SEE SPEC | SEE SPEC | Loren Cook Company | SQN-B |
| PFSP | 27-1 | POST FIRE SMOKE PURGE & VENTILATION | 20160 | 1.50 | 1725 | - | BELT | 15 | VFD | 480 V | 3 | 60 | SEE SPEC | SEE SPEC | Loren Cook Company | TID |
| PFSP | 27-2 | POST FIRE SMOKE PURGE & VENTILATION | 20160 | 1.50 | 1725 | - | BELT | 15 | VFD | 480 V | 3 | 60 | SEE SPEC | SEE SPEC | Loren Cook Company | TID |
| RDX | 27-1 | RESIDENTIAL DRYER EXHAUST | 3045 | 3.00 | 1720 | - | DIRECT | 3 | VFD | 480 V | 3 | 60 | SEE SPEC | SEE SPEC | ENERVEX | MDVS500 |
| RDX | 27-2 | RESIDENTIAL DRYER EXHAUST | 4305 | 3.00 | 1720 | - | DIRECT | 3 | VFD | 480 V | 3 | 60 | SEE SPEC | SEE SPEC | ENERVEX | MDVS500 |
| RKX | 27-1 | RESIDENTIAL KITCHEN EXHAUST | 5725 | 3.00 | 1618 | 3.94 | BELT | 5.0 | VFD | 480 V | 3 | 60 | SEE SPEC | SEE SPEC | Loren Cook Company | 180-QMX |
| RKX | 27-2 | RESIDENTIAL KITCHEN EXHAUST | 5950 | 3.00 | 1885 | 5 | BELT | 5.0 | VFD | 480 V | 3 | 60 | SEE SPEC | SEE SPEC | Loren Cook Company | 180-QMX |
| RTX | 27-1 | RESIDENTIAL TOILET EXHAUST | 3300 | 3.00 | 2240 | 2.63 | BELT | 3 | VFD | 480 V | 3 | 60 | SEE SPEC | SEE SPEC | Loren Cook Company | 135-QMX |
| RTX | 27-2 | RESIDENTIAL TOILET EXHAUST | 4850 | 2.00 | 1807 | 2.26 | BELT | 5 | VFD | 480 V | 3 | 60 | SEE SPEC | SEE SPEC | Loren Cook Company | 165-QMX |
| RTX | 27-3 | RESIDENTIAL TOILET EXHAUST | 2060 | 3.00 | 2343 | 1.16 | BELT | 2 | VFD | 480 V | 3 | 60 | SEE SPEC | SEE SPEC | Loren Cook Company | 120-QMX |
| SF | 27-1 | STACK EFFECT | 3150 | 3.75 | 2964 | 3.37 | BELT | 5 | VFD | 460 V | 3 | 60 | SEE SPEC | SEE SPEC | Loren Cook Company | 135-QMX-HP |
| SF | 27-2 | STACK EFFECT | 31500 | 3.75 | 2964 | 3.37 | BELT | 5 | VFD | 460 V | 3 | 60 | SEE SPEC | SEE SPEC | Loren Cook Company | 135-QMX-HP |
| EX | 46-1 | MER EXHAUST | 3250 | 1.50 | 1725 | 1.12 | BELT | 1.5 | VFD | 480 V | 3 | 60 | SEE SPEC | SEE SPEC | Loren Cook Company | 165-QMX |
| EX | 46-2 | MER EXHAUST | 3250 | 1.50 | 1725 | 1.12 | BELT | 1.5 | VFD | 480 V | 3 | 60 | SEE SPEC | SEE SPEC | Loren Cook Company | 165-QMX |
| EX | 46-3 | ELEC. CLOSET | 0 | 0.25 | 2225 | .219 | BELT | .25 | HOA | 120 V | 1 | 60 | SEE SPEC | SEE SPEC | Loren Cook Company | SQN-B |
| KX | 46-2 | RESIDENTIAL KITCHEN EXHAUST | 7185 | 3.00 | 2044 | 5.04 | BELT | 7.5 | VFD | 480 V | 3 | 60 | SEE SPEC | SEE SPEC | Loren Cook Company | 180-QMX |
| RDX | 46-1 | RESIDENTIAL DRYER EXHAUST | 5460 | 3.00 | 3450 | 2.01 | BELT | 3 | VFD | 480 V | 3 | 60 | SEE SPEC | SEE SPEC | ENERVEX | MDVS500 |
| RKX | 46-1 | RESIDENTIAL KITCHEN EXHAUST | 6025 | 3.00 | 1895 | 4.14 | BELT | 5.0 | VFD | 480 V | 3 | 60 | SEE SPEC | SEE SPEC | Loren Cook Company | 180-QMX |
| RTX | 46-1 | RESIDENTIAL TOILET EXHAUST | 5210 | 2.00 | 1618 | 3.94 | BELT | 5 | VFD | 480 V | 3 | 60 | SEE SPEC | SEE SPEC | Loren Cook Company | 180-QMX |
| RTX | 46-2 | RESIDENTIAL TOILET EXHAUST | 4750 | 2.00 | 1807 | 2.26 | BELT | 5 | VFD | 480 V | 3 | 60 | SEE SPEC | SEE SPEC | Loren Cook Company | 120-QMX |
| SF | 46-1 | STACK EFFECT | 3150 | 3.75 | 2964 | 3.37 | BELT | 5 | VFD | 460 V | 3 | 60 | SEE SPEC | SEE SPEC | Loren Cook Company | 135-QMX-HP |
| SF | 46-2 | STACK EFFECT | 3150 | 3.75 | 2964 | 3.37 | BELT | 5 | VFD | 460 V | 3 | 60 | SEE SPEC | SEE SPEC | Loren Cook Company | 135-QMX-HP |
| EX | 67-1 | MER EXHAUST | 2400 | 1.50 | 1725 | 1.01 | BELT | 3 | VFD | 480 V | 3 | 60 | SEE SPEC | SEE SPEC | Loren Cook Company | 165-QMX |
| EX | 67-2 | MER EXHAUST | 2400 | 1.50 | 1725 | 1.01 | BELT | 3 | VFD | 480 V | 3 | 60 | SEE SPEC | SEE SPEC | Loren Cook Company | 165-QMX |
| EX | 67-3 | ELEC. CLOSET | 0 | 0.25 | 2225 | 0.219 | BELT | 0.25 | HOA | 120 V | 1 | 60 | SEE SPEC | SEE SPEC | Loren Cook Company | SQN-B |
| RDX | 67-1 | RESIDENTIAL DRYER EXHAUST | 4200 | 3.00 | 1725 | - | DIRECT | 3 | VFD | 480 V | 3 | 60 | SEE SPEC | SEE SPEC | ENERVEX | MDVS500 |
| RF | 67-3 | RES. AMENITY | 2200 | 2.00 | 2402 | 1.23 | BELT | 2.0 | VFD | 480 V | 3 | 60 | SEE SPEC | SEE SPEC | Loren Cook Company | 120-QMX |
| RKX | 67-1 | RESIDENTIAL KITCHEN EXHAUST | 7185 | 3.00 | 2044 | 5.04 | BELT | 7.5 | VFD | 480 V | 3 | 60 | SEE SPEC | SEE SPEC | Loren Cook Company | 180-QMX |
| RTX | 67-1 | RESIDENTIAL TOILET EXHAUST | 2675 | 2.00 | 2102 | 1.50 | BELT | 1.5 | VFD | 480 V | 3 | 60 | SEE SPEC | SEE SPEC | Loren Cook Company | 135-QMX |
| RTX | 67-2 | RESIDENTIAL TOILET EXHAUST | 1500 | 2.00 | 3504 | 0.846 | BELT | 1.5 | VFD | 480 V | 3 | 60 | SEE SPEC | SEE SPEC | Loren Cook Company | 90-QMX |
| RTX | 67-3 | RESIDENTIAL TOILET EXHAUST | 4950 | 2.00 | 1824 | 2.31 | BELT | 3 | VFD | 480 V | 3 | 60 | SEE SPEC | SEE SPEC | Loren Cook Company | 165-QMX |
| RTX | A | RESIDENTIAL TOILET EXHAUST | 200 | 0.35 | 1327 | - | DIRECT | 171w | HOA | 115 V | 1 | 60 | SEE SPEC | SEE SPEC | Loren Cook Company | GC-184 |
| RTX | B | RESIDENTIAL TOILET EXHAUST | 250 | 0.35 | 1004 | - | DIRECT | 112w | HOA | 115 V | 1 | 60 | SEE SPEC | SEE SPEC | Loren Cook Company | GC-520 |
| SF | 67-1 | STACK EFFECT | 3750 | 3.75 | 3650 | 3.99 | BELT | 5 | VFD | 460 V | 3 | 60 | SEE SPEC | SEE SPEC | Loren Cook Company | 120-QMX |
| SF | 67-2 | STACK EFFECT | 3750 | 3.75 | 3651 | 3.99 | BELT | 5 | VFD | 460 V | 3 | 60 | SEE SPEC | SEE SPEC | Loren Cook Company | 120-QMX |
| EMRX | 67M-1 | RESIDENTIAL EMR EXHAUST | 0 | 1.50 | 2797 | .372 | BELT | 0.5 | HOA | 480 V | 3 | 60 | SEE SPEC | SEE SPEC | Loren Cook Company | 70SQN-B |
| EX | 67M-1 | MER EXHAUST | 3700 | 2.00 | 1725 | 1.27 | BELT | 3 | VFD | 480 V | 3 | 60 | SEE SPEC | SEE SPEC | Loren Cook Company | 165-QMX |
| EX | 67M-2 | MER EXHAUST | 0 | 1.00 | 1582 | .358 | BELT | .5 | VFD | 480 V | 3 | 60 | SEE SPEC | SEE SPEC | Loren Cook Company | 135-SQN-HP |
| RF | 67-4 | RES. AMENITY | 9200 | 1.50 | 1249 | 3.36 | BELT | 5 | VFD | 480 V | 3 | 60 | SEE SPEC | SEE SPEC | Loren Cook Company | 225-QMX |
| RF | 67-5 | BALLROOM | 5000 | 1.50 | 1249 | 3.36 | BELT | 5 | VFD | 480 V | 3 | 60 | SEE SPEC | SEE SPEC | Loren Cook Company | 225-QMX |
| RKX | 67-2 | RESIDENTIAL KITCHEN EXHAUST | 4565 | 3.00 | 2357 | 3.15 | BELT | 5 | VFD | 480 V | 3 | 60 | SEE SPEC | SEE SPEC | Loren Cook Company | 150-QMX |
| TRF | 67M-1 | CIGAR LOCKER | 0 | 0.25 | 1573 | 0.109 | BELT | 0.25 | HOA | 120 V | 1 | 60 | SEE SPEC | SEE SPEC | Loren Cook Company | SQN-B |
| EX | 90-1 | ELEC. CLOSET | 0 | 0.25 | 2225 | .219 | BELT | .25 | HOA | 120 V | 1 | 60 | SEE SPEC | SEE SPEC | Loren Cook Company | SQN-B |
| REX | 94-1 | REFRIGERANT EXHAUST | 0 | 1.00 | 1725 | .381 | BELT | .5 | HOA | 120 V | 1 | 60 | SEE SPEC | SEE SPEC | Loren Cook Company | SQN-B |
| RKX | 94-1 | RESIDENTIAL KITCHEN EXHAUST | 4565 | 3.00 | 2357 | 3.15 | BELT | 5 | VFD | 480 V | 3 | 60 | SEE SPEC | SEE SPEC | Loren Cook Company | 150-QMX |
| RTX | 94-1 | RESIDENTIAL TOILET EXHAUST | 2960 | 2.00 | 2191 | 1.66 | BELT | 3 | VFD | 480 V | 3 | 60 | SEE SPEC | SEE SPEC | Loren Cook Company | 135-QMX |
| RTX | 94-2 | RESIDENTIAL TOILET EXHAUST | 2200 | 2.00 | 2402 | 1.23 | BELT | 2 | VFD | 480 V | 3 | 60 | SEE SPEC | SEE SPEC | Loren Cook Company | 120-QMX |
| KX | 95-1 | AMENITY KITCHEN EXHAUST | 5500 | 3.00 | 2139 | 3.80 | BELT | 5.0 | VFD | 480 V | 3 | 60 | SEE SPEC | SEE SPEC | Loren Cook Company | 165-QMX |
| RDX | 95-1 | RESIDENTIAL DRYER EXHAUST | 2310 | 3.00 | 1720 | - | DIRECT | 2 | VFD | 480 V | 3 | 60 | SEE SPEC | SEE SPEC | ENERVEX | MDVS400 |
| SF | 95-1 | STACK EFFECT | 5750 | 3.75 | 2326 | 4.94 | BELT | 2 | VFD | 460 V | 3 | 60 | SEE SPEC | SEE SPEC | Loren Cook Company | 165-QMX |
| SF | 95-2 | STACK EFFECT | 5750 | 3.75 | 2326 | 4.94 | BELT | 7.5 | VFD | 460 V | 3 | 60 | SEE SPEC | SEE SPEC | Loren Cook Company | 165-QMX |
| EMRX | 96-1 | RESIDENTIAL EMR EXHAUST | 0 | 1.50 | 2797 | .372 | BELT | 0.5 | HOA | 480 V | 3 | 60 | SEE SPEC | SEE SPEC | Loren Cook Company | 70SQN-B |
| EMRX | 96-2 | RESIDENTIAL EMR EXHAUST | 0 | 1.50 | 2797 | .372 | BELT | .5 | HOA | 480 V | 3 | 60 | SEE SPEC | SEE SPEC | Loren Cook Company | 70SQN-B |
| EMRX | 96-3 | RESIDENTIAL EMR EXHAUST | 0 | 1.50 | 2797 | .372 | BELT | .5 | HOA | 480 V | 3 | 60 | SEE SPEC | SEE SPEC | Loren Cook Company | 70SQN-B |
| EMRX | 96-4 | RESIDENTIAL EMR EXHAUST | 0 | 1.50 | 2797 | .372 | BELT | .5 | HOA | 480 V | 3 | 60 | SEE SPEC | SEE SPEC | Loren Cook Company | 70SQN-B |
| EX | 96-1 | MER EXHAUST | 2300 | 1.50 | 1725 | 1.13 | BELT | 3 | VFD | 480 V | 3 | 60 | SEE SPEC | SEE SPEC | Loren Cook Company | 135-QMX |
| EX | 96-2 | MER EXHAUST | 0 | 0.75 | 1725 | 0.173 | BELT | 0.250 | HOA | 480 V | 3 | 60 | SEE SPEC | SEE SPEC | Loren Cook Company | 80SQN-B |
| PFSP | 97-2 | POST FIRE SMOKE PURGE & VENTILATION | 10500 | 1.50 | 1770 | - | BELT | 7.5 | VFD | 208 V | 3 | 60 | SEE SPEC | SEE SPEC | Loren Cook Company | TID |
| EX | R-1 | TRASH CHUTE | 500 | 0.50 | 952 | 0.088 | BELT | 0.167 | HOA | 120 V | 1 | 60 | SEE SPEC | SEE SPEC | Loren Cook Company | 150 ACRU-HP |
| PFSP | 97-1 | POST FIRE SMOKE PURGE & VENTILATION | 10500 | 1.50 | 1770 | - | BELT | 7.5 | VFD | 208 V | 3 | 60 | SEE SPEC | SEE SPEC | Loren Cook Company | TID |

NOTES:

1. ALL SUPPLY AND RETURN DUCTWORK FOR UP TO 20' DOWNSTREAM OF FANS SHALL BE ACOUSTICALLY LINED PER MECHANICAL SPECIFCATIONS.
2. PROVIDE STARTERS AND DISCONNECTS.
3. PROVIDE HANGERS/BASES AND VIBRATION ISOLATION.

# UNIT HEATER SCHEDULE

| DESIGNATION | TYPE | HEATING CAPACITY (MBH) | EAT DB (ºF) | LAT DB (ºF) | CFM | HOT WATER: GPM | EWT (ºF) | LWT (ºF) | PRESS. DIFF. (FT) | ELECTRICAL HEATING: KW | NO. OF STAGES | ELECTRICAL DATA: FLA | MOTOR (HP) | VOLTS | PHASE | HZ | MANUFACTURER | MODEL NO. |
|---|---|---|---|---|---|---|---|---|---|---|---|---|---|---|---|---|---|---|
| ECUH-A | HORIZ. | 10239.0 | 60 °F | 98 °F | 250 | 0.0 | 0 °F | 0 °F | 0.00 | 3 | 1 | 4.0 | 0.00 | 480 V | 3 | 60 Hz | BERKO | CUH935 |
| ECUH-B | HORIZ. | 13656.0 | 60 °F | 111 °F | 250 | 0.0 | 0 °F | 0 °F | 0.00 | 4 | 1 | 6.0 | 0.00 | 480 V | 3 | 60 Hz | BERKO | CUH935 |
| ECUH-C | HORIZ. | 20478.0 | 60 °F | 98 °F | 500 | 0.0 | 0 °F | 0 °F | 0.00 | 6 | 1 | 8.0 | 0.00 | 480 V | 3 | 60 Hz | BERKO | CUH945 |
| EUH-A | HORIZ. | 10239.0 | 60 °F | 87 °F | 350 | 0.0 | 0 °F | 0 °F | 0.00 | 3 | | 11.0 | 0.01 | 277 V | 1 | 60 Hz | BERKO | HUHAA327 |
| EUH-B | HORIZ. | 17070.0 | 60 °F | 105 °F | 350 | 0.0 | 0 °F | 0 °F | 0.00 | 5 | 1 | 6.0 | 0.01 | 480 V | 3 | 60 Hz | BERKO | HUHAA548 |
| EUH-D | HORIZ. | 34121.0 | 60 °F | 109 °F | 650 | 0.0 | 0 °F | 0 °F | 0.00 | 10 | 1 | 12.0 | 0.03 | 480 V | 3 | 60 Hz | BERKO | HUHAA1048 |
| EUH-I | HORIZ. | 17060.0 | 60 °F | 82 °F | 350 | 0.0 | 0 °F | 0 °F | 0.00 | 5 | 1 | 9.7 | 0.00 | 480 V | 3 | 60 Hz | BERKO | RUX5004832 |
| UH-A | HORIZ. | 45.4 | 60 °F | 88 °F | 1475 | 3.1 | 177 °F | 147 °F | 0.07 | 0 | 0 | 2.0 | 0.17 | 120 V | 1 | 60 Hz | ROSEMAX | H-70 |
| UH-B | HORIZ. | 93.0 | 60 °F | 89 °F | 2930 | 6.2 | 177 °F | 147 °F | 0.52 | 0 | 0 | 2.5 | 0.25 | 120 V | 1 | 60 Hz | ROSEMAX | H-122 |
| UH-C | HORIZ. | 138.0 | 60 °F | 99 °F | 3235 | 9.2 | 177 °F | 147 °F | 0.70 | 0 | 0 | 3.6 | 0.33 | 120 V | 1 | 60 Hz | ROSEMAX | H-194 |

RADIANT HEATING EQUIPMENT:

1. RHWHX-C-1: (1) SIMLAR TO TACO TFPX13-50 BRAZED HTX - 1-1/4" MPT, LOAD 308,285 BTU/H
   SIDE A: 40%PG - 177 EWT / 147 LWT @ 22.1 GPM WITH FOULING FACTOR 0.00010, PRESS. DROP = 2.4PSI
   SIDE B: WATER - 116 EWT / 150 LWT @ 18.4 GPM WITH FOULING FACTOER 0.00010 PRESS. DROP = 1.4PSI
   PRESS. RATING = 450 PSIG, CONN. 304 SS, PLATE 316L SS, BRAZE ALLOY COPPER 99.9%
   PROVIDE MOUNTING BRACKET - WEIGHT 18 LBS AND MAX TEMP. 350 DEGREES F
2. RHWP-C-1 & RHWP-C-2: (2) SIMLAR TO TACO VIRIDIAN VR20-1 PUMP 1 HP, 120 V, 60 HZ, 1P
   2" ANSI PLANGE 18.6 GPM @ 40' OF HEAD
3. RHWET-C-1: (1) SIMLAR TO TACO PAX 42 EXPANSION TANK ASME 150 PSI
4. RHWAS-C-1: (1) SIMLAR TO TACO AIR SEPARTOR THD 1-1/2" THERADED, BRONZE BODY

# FUEL OIL PUMPSET SCHEDULE

| UNIT | NO. | SERVICE | LEVEL | FLUID | PERFORMANCE DATA: GPH | FLUID TEMP (ºF) | TDH (PSIG) | RPM | CONSTRUCTION DATA: TYPE | SUCTION SIZE (IN.) | DISCHARGE SIZE (IN.) | DESIGN PRESSURE (PSI) | OPERATING WEIGHT (LBS) | MOTOR DATA: MHP | STARTER TYPE | ELECTRICAL DATA: VOLTS | PHASE | HZ | VIBRATION ISOLATION SPECIFICATIONS: MOUNTING TYPE | BASE TYPE | MIN. STATIC DEFLECTION | MANUFACTURER | MODEL NO. |
|---|---|---|---|---|---|---|---|---|---|---|---|---|---|---|---|---|---|---|---|---|---|---|---|
| FOP | SC3-1 | EMERGENCY GENERATOR | SUB CELLAR 3 | #2 FUEL OIL | 1000 | 60 °F | 100.00 | 1140 | SPUR GEAR | 2 | 2 | 300.00 | 0.00 | 3 | MAG | 208 V | 3 | 60 Hz | FLOOR | CONCRETE PAD | 0.0 | PREFERRED UTILITIES | ATPS-206-208-100 |

NOTES:

1. PROVIDE DUPLEX STRAINER.
2. PROVIDE STRAINER DIFFERENTIAL PRESSURE SWITCH.
3. PROVIDE PUMPSET LEAK DETECTION SWITCH.
4. PROVIDE FUEL OIL MANAGEMENT SYSTEM DISCRETE OUTPUTS.
5. PROVIDE ALL ITEMS CALLED FOR IN SPECIFICATIONS.

# FUEL OIL FILTRATION SET SCHEDULE

| UNIT | NO. | SERVICE | LEVEL | FLUID | PERFORMANCE DATA: GPH | FLUID TEMP (ºF) | TDH (PSIG) | CONSTRUCTION DATA: TYPE | SUCTION SIZE (IN.) | DISCHARGE SIZE (IN.) | MOTOR DATA: MHP | ELECTRICAL DATA: VOLTS | PHASE | HZ | STRAINER | MANUFACTURER | MODEL NO. |
|---|---|---|---|---|---|---|---|---|---|---|---|---|---|---|---|---|---|
| FOF | SC3-1 | FUEL OIL TANK | SUB CELLAR 3 | #2 FUEL OIL | 600 | 60 °F | 30.00 | FOS DISPL. INTERNAL GEAR | 3/4" | 1 1/2" | 1/2 | 208 V | 3 | 60 Hz | W/100 MESH PERF. BSKT. | PREFERRED UTILITIES | PF-403 |

NOTES:

1. PROVIDE MODEL VUR-1 WASTE WATER REMOVAL & STORAGE SYSTEM.
2. PROVIDE ALL ITEMS CALLED FOR IN SPECIFICATIONS.

# FUEL OIL TANK SCHEDULE

| UNIT | NO. | SERVICE | LEVEL | CAPACITY (GAL) | DIMENSIONS: LENGTH (FT-IN) | WIDTH (FT-IN) | HEIGHT (FT-IN) | CONSTRUCTION: BOTTOM THICKNESS | WALL THICKNESS | TOP THICKNESS | NOZZLES (ASME B1.20.1 THREADED): NPS SIZE / (QTY) | NPS SIZE / (QTY) | NPS SIZE / (QTY) | MANHOLES: SIZE / (QTY) | SUPPORT RAILS: LENGTH / (QTY) | SUPPORT SHAPE | SUPPORT SPACING | MANUFACTURER | MODEL NO. | Remarks |
|---|---|---|---|---|---|---|---|---|---|---|---|---|---|---|---|---|---|---|---|---|
| FOT | SC3-1 | #2 FUEL OIL | SUB CELLAR 3 | 7000 | 16' - 0" | 12' - 0" | 5' - 0" | 3/8 INCH | 3/8 INCH | 3/8 INCH | 2" /. (1) | 4" / (9) | 6" / (1) | 24" / (1) | - | - | - | CARDINAL | - | TANK SHALL BE RATED FOR 25 PSIG. COMPLY WITH NYC BUILDING CODE SECTION MC 1305. |

# FIN TUBE RADIATION SCHEDULE

| DESIGNATION | PERFORMANCE DATA: ROOM AIR (Fº) DB | OUTPUT (BTU/HR/FT) SINGLE ROW | WATER: GPM | PD (FT. H2O) | EWT (ºF) | LWT (ºF) | CONSTRUCTION DATA: TUBES MATERIAL | DIAM. (IN.) | FINS MATERIAL | NO./FINS FT. | SIZE (IN.xIN.) | ENCLOSURE TYPE | MANUFACTURER | MODEL NO. |
|---|---|---|---|---|---|---|---|---|---|---|---|---|---|---|
| FTR-A | 70 | 600 | 1 | 0.31 | 177 °F | 147 °F | COPPER | 3/4 | Aluminum | 52 | 4"x4" | BY ARCHITECT | ROSEMAX | RAF-44C1 |
| FTR-B | 70 | 600 | 2 | 1.00 | 177 °F | 147 °F | COPPER | 3/4 | Aluminum | 52 | 4"x4" | BY ARCHITECT | ROSEMAX | RAF-44C1 |

# HEATING AND VENTILATING UNIT WITH GLYCOL PREHEAT SCHEDULE

| UNIT NO. | LEVEL | LOCATION | SERVICE | FAN DATA: CFM | ESP (IN.) | RPM | MIN. BHP | MAX. OV (FPM) | FAN MOTOR DATA: MHP | STARTER TYPE | ELECTRICAL DATA: VOLTS | PHASE | HZ | wt | PREHEAT COIL DATA: AIR DATA: SP (IN. H2O) | EAT (ºF DB) | EAT (ºF WB) | LAT (ºF DB) | LAT (ºF WB) | PROPYLENE GLYCOL (40% SOL): GPM | P.D. (FT. H2O) | EFT (ºF) | LFT (ºF) | MIN. ROWS DEEP | FINS PER INCH | MIN. NET FACEAREA (SQ. FT.) | DESIGN PRESS. (PSIG) | FILTER DATA: FILTER TYPE | VIBRATION ISOLATION SPECIFICATIONS: MOUNTING TYPE | BASE TYPE | MANUFACTURER | MODEL NO. |
|---|---|---|---|---|---|---|---|---|---|---|---|---|---|---|---|---|---|---|---|---|---|---|---|---|---|---|---|---|---|---|---|---|
| HV-6-1 | 6TH FLOOR MEP | | LL MAKE UP AIR | 19800 | 3.00 | 1529 | 9.58 | 2710 | 15.00 | VFD | 480 V | 3 | 60 Hz | 3799.0 | 0.24 | 0 °F | -1 °F | 53 °F | 36 °F | 94 | 2.25 | 177 °F | 147 °F | 2 | 8 | 36 | 0.00 | 2"; 30% EFF. PLEATED | SEE SPEC | SEE SPEC | AAON | M2-H-036-R-3-B-A-E-C-0 |

FILE NAME:
PLOT DATE: 10/19/2016 5:40:38 PM

DEPT OF BLDGS 121328205 Job Number
ES503802503 Scan Code

KEY PLAN:
PROJECT 865
WEST 58TH ST
WEST 57TH ST
8TH AVE
BROADWAY
7TH AVE

PROJECT NORTH
TRUE NORTH

DEVELOPER:
**EXTELL DEVELOPMENT COMPANY**
805 THIRD AVENUE, 7TH FLOOR
New York, NY 10022 USA
TEL: 212 712 6000 FAX: 212 712 6100

DESIGN ARCHITECT: Base Building Shell & Core
**ADRIAN SMITH + GORDON GILL ARCHITECTURE**
111 WEST MONROE STREET SUITE 2300
CHICAGO IL 60603
TEL: 312 920 1888 FAX: 312 920 1775

INTERIOR DESIGNER: Residential
**Rottet Architecture and Design Studio, PLLC**
298 Fifth Ave, 7th Floor
New York, NY 10001
TEL: 646 998 7000 FAX:

ARCHITECT OF RECORD:Base Building Shell, Core, & Residential
**AAI ARCHITECTS, P.C.**
401 Wellington St. W., 3rd Floor
Toronto, ON M5V 1E7 Canada
TEL: 416 967 1500 FAX: 416 967 7150

STRUCTURAL ENGINEERS:
**WSP CANTOR SEINUK**
228 EAST 45th Street
New York, NY 10017 USA
TEL: 212 687 9888 FAX: 646 487 5501

MEP ENGINEERS:
**AKF GROUP**
One Liberty Plaza, 165 Broadway, 22nd Floor
New York, NY 10006 USA
TEL: 212 354 5656 FAX: 212 354 5668

GEOTECHNICAL ENGINEERS:
**Langan Engineering & Environmental Services**
21 Penn Plaza - 360 West 31st Street, 8th Floor
New York, NY 10001-2727
TEL: 212 479 5400 FAX: 212 479 5444

CODE CONSULTANTS:
**Construction Consulting Associates**
100 Church Street
New York, NY 10007
TEL: 212 385 1818 FAX: 212 385 1911

CURTAINWALL CONSULTANT:
**AJLP Consulting**
40 Worth Street. Suite 826
New York, NY 10013
TEL: 212 757 5659 FAX: 646 219 8508

LANDMARK/PRESERVATION CONSULTANT:
**Jan Hird Pokorny Associates, Inc.**
39 West 37th Street, 12A
New York, NY 10018
TEL: 212 759 6462 FAX: 212 759 6540

| No. | DESCRIPTION | DATE |
|---|---|---|
| 1 | ISSUED FOR SCHEMATIC DESIGN | 04 APR 2014 |
| 2 | ISSUED FOR DESIGN DEVELOPMENT | 01 JUL 2014 |
| 3 | ISSUED FOR DESIGN DEVELOPMENT | 31 JUL 2014 |
| 4 | CD PROGRESS ISSUE 1 | 15 OCT 2014 |
| 5 | ISSUED FOR BID - MECHANICAL | 15 OCT 2014 |
| 6 | DOB SUBMISSION | 19 DEC 2014 |
| 7 | CD PROGRESS ISSUE 3 | 09 MAR 2015 |
| 8 | CD PROGRESS ISSUE 4 | 01 JUN 2015 |
| 9 | CD PROGRESS ISSUE 5 | 10 AUG 2015 |
| 10 | DOB AMENDMENT 2 | 18 SEP 2015 |
| 11 | CD PROGRESS ISSUE 6 | 02 NOV 2015 |
| 12 | CD PROGRESS ISSUE 7 | 29 JAN 2016 |
| 13 | CD PROGRESS ISSUE 8 - GMP SET | 18 MAR 2016 |
| 14 | CD BULLETIN ISSUE 6 | 26 AUG 2016 |
| 15 | DOB AMENDMENT 3 | 03 OCT 2016 |

0 4' - 0" 8' - 0" 16' - 0"

Discrepancies must be reported immediately to the Architect before proceeding. Only figured dimensions are to be used. Contractors must check all dimensions on site. This drawing is protected by copyright.

ALL DIMENSIONS ARE SHOWN IN IMPERIAL.

CONSULTANT:
A K F
ONE LIBERTY PLAZA, 165 BROADWAY, 22nd FLOOR
NEW YORK, NY 10006
T: 212.354.5656 F: 212.354.5668
Arlington / Boston / Mexico City / Minneapolis / New York
Philadelphia / Princeton / Puebla / Rochester / Stamford

PROJECT:
**217 WEST 57TH STREET**
NEW YORK, NY

DRAWING TITLE:
MECHANICAL SCHEDULES

SEAL & SIGNATURE:
STATE OF NEW YORK · CHRISTOPHER O. McHUGH · LICENSED PROFESSIONAL ENGINEER · No. 073130

DATE: 04/04/14
PROJECT No: Y130747-000
DRAWN: RC/AZ
CHK: PHS
SCALE: 1 = 1
REV: 15
DWG No: **M-501.02**
DOB PAGE No: 122 of 132

DOB EMPLOYEE STAMP:
DOB B-SCAN:

DEPT OF BLDGS 121328205 Job Number
ES993051996 Scan Code

# AIR CONDITIONING UNIT SCHEDULE FOR CONDENSER WATER WITH HEAT PUMP HEATING

| | | | FAN DATA | | | | | | | | FAN MOTOR DATA | | ELECTRICAL DATA | | |
|---|---|---|---|---|---|---|---|---|---|---|---|---|---|---|---|
| WT | LEVEL | SERVICE | CFM | O.A. FLOW | TOTAL SP (IN.) | RPM | MIN. BHP | MAX. OV (FPM) | FAN QTY. | EXT. SP (IN W.G.) | MHP | STARTER TYPE | VOLTS | PHASE | HZ |
| AC-SC3-1 | SUB CELLAR 3 | RES. BOH CORRIDOR | 550 | 385 | 1.13 | 1480 | 0.23 | 150 | 1 | 0.75 | 1.34 | VFD | 480 V | 3 | 60 Hz |
| AC-SC3-2 | SUB CELLAR 3 | DAS ROOM | 1600 | 0 | 1.61 | 2131 | 0.76 | 230 | 1 | 0.75 | 1.34 | VFD | 480 V | 3 | 60 Hz |
| AC-SC3-3 | SUB CELLAR 3 | RES. BOH CORRIDOR | 550 | 385 | 1.13 | 1480 | 0.23 | 150 | 1 | 0.75 | 1.34 | VFD | 480 V | 3 | 60 Hz |
| AC-SC3-4 | SUB CELLAR 3 | RES. BOH | 6000 | 3600 | 2.01 | 1454 | 3.01 | 220 | 1 | 1.00 | 5.00 | VFD | 480 V | 3 | 60 Hz |
| AC-SC2-1 | SUB CELLAR 2 | RES. BOH CORRIDOR | 800 | 430 | 1.70 | 1831 | 0.45 | 220 | 1 | 0.75 | 1.34 | VFD | 480 V | 3 | 60 Hz |
| AC-SC2-2 | SUB CELLAR 2 | RES. BOH | 4000 | 3520 | 1.76 | 1171 | 1.62 | 150 | 1 | 1.00 | 3.00 | VFD | 480 V | 3 | 60 Hz |
| AC-C-1 | CELLAR | RES. BOH LOBBY | 3000 | 750 | 2.97 | 2040 | 2.55 | 420 | 1 | 1.50 | 4.00 | VFD | 480 V | 3 | 60 Hz |
| AC-C-2 | CELLAR | RES. BOH CORRIDOR | 550 | 440 | 1.13 | 1480 | 0.23 | 150 | 1 | 0.75 | 1.34 | VFD | 480 V | 3 | 60 Hz |
| AC-C-3 | CELLAR | RES. BOH CORRIDOR | 550 | 440 | 1.13 | 1480 | 0.23 | 150 | 1 | 0.75 | 1.34 | VFD | 480 V | 3 | 60 Hz |
| AC-6-1 | 6TH FLOOR MEP | SWITCH GEAR RM. | 13800 | 0 | 3.16 | 1744 | 5.27 | 520 | 2 | 0.75 | 7.50 | VFD | 480 V | 3 | 60 Hz |
| AC-6-2 | 6TH FLOOR MEP | CORRIDOR | 1700 | 850 | 1.75 | 2242 | 0.88 | 240 | 1 | 0.75 | 1.34 | VFD | 480 V | 3 | 60 Hz |
| AC-7-1 | 7TH FLOOR MEP | CORRIDOR | 1650 | 975 | 1.84 | 1994 | 1.07 | 270 | 1 | 1.00 | 2.30 | VFD | 480 V | 3 | 60 Hz |
| AC-7-2 | 7TH FLOOR MEP | RECYCLING/REFUSE/COMPACTOR RM. | 1600 | 960 | 1.61 | 2131 | 0.76 | 230 | 1 | 0.75 | 1.34 | VFD | 480 V | 3 | 60 Hz |
| AC-7-3 | 7TH FLOOR MEP | SWITCHGEAR/PARALLEL ROOM | 2000 | 0 | 1.60 | 1959 | 0.98 | 280 | 1 | 0.75 | 2.30 | VFD | 480 V | 3 | 60 Hz |
| AC-9-2 | 9TH FLOOR MEP | RES. EMR | 2000 | 0 | 1.60 | 1959 | 0.98 | 280 | 1 | 0.75 | 2.30 | VFD | 480 V | 3 | 60 Hz |
| AC-12-1 | 12TH FLOOR MEP | TRANSFORMER ROOM | 3800 | 0 | 2.33 | 1912 | 2.33 | 530 | 1 | 0.75 | 8.00 | VFD | 480 V | 3 | 60 Hz |
| AC-27-1 | 27TH FLOOR MEP | TRANSFORMER ROOM | 3000 | 0 | 1.82 | 1485 | 1.51 | 420 | 1 | 0.75 | 4.00 | VFD | 480 V | 3 | 60 Hz |
| AC-46-1 | 46TH FLOOR MEP | TRANSFORMER ROOM | 3000 | 0 | 1.82 | 1485 | 1.51 | 420 | 1 | 0.75 | 4.00 | VFD | 480 V | 3 | 60 Hz |
| AC-67-1 | 67TH FLOOR MEP | TRANSFORMER ROOM | 3000 | 0 | 1.82 | 1485 | 1.51 | 420 | 1 | 0.75 | 4.00 | VFD | 480 V | 3 | 60 Hz |
| AC-67-2 | 67TH FLOOR MEP | MICROTURBINE VENTILATION | 4000 | 3520 | 1.76 | 1171 | 1.62 | 150 | 1 | 1.00 | 3.00 | VFD | 480 V | 3 | 60 Hz |
| AC-67-4 | 67TH FLOOR MEP | CIGAR LOUNGE | 2200 | 2200 | 3.38 | 2510 | 2.14 | 220 | 1 | 2.50 | 2.30 | VFD | 480 V | 3 | 60 Hz |
| AC-67M-3 | 67TH FLOOR INTER | 68TH FL AMENITY | 9200 | 4000 | 2.33 | 1347 | 2.47 | 170 | 2 | 1.50 | 5.00 | VFD | 480 V | 3 | 60 Hz |
| AC-67M-5 | 67TH FLOOR INTER | KITCHEN MUA | 4400 | 4400 | 2.24 | 1310 | 2.27 | 160 | 1 | 1.50 | 5.00 | VFD | 480 V | 3 | 60 Hz |
| AC-BALLROOM PERIMETER | 67TH FLOOR INTER | BALLROOM PERIMETER | 4000 | 3520 | 1.76 | 1171 | 1.62 | 150 | 1 | 1.00 | 3.00 | VFD | 480 V | 3 | 60 Hz |
| AC-95-1 | 95TH FLOOR EMR | RES. EMR | 11600 | 0 | 2.53 | 1477 | 3.27 | 410 | 2 | 0.75 | 5.00 | VFD | 480 V | 3 | 60 Hz |
| AC-96-1 | 96TH FLOOR DAMPER | TMD | 5400 | 0 | 2.45 | 1616 | 1.89 | 530 | 2 | 1.00 | 4.00 | VFD | 480 V | 3 | 60 Hz |
| AC-96-2 | 96TH FLOOR DAMPER | TMD | 5400 | 0 | 2.45 | 1616 | 1.89 | 530 | 2 | 1.00 | 4.00 | VFD | 480 V | 3 | 60 Hz |
| AC-96-3 | 96TH FLOOR DAMPER | SWITCH GEAR RM. | 5500 | 0 | 2.38 | 1693 | 1.70 | 540 | 2 | 0.75 | 8.00 | VFD | 480 V | 3 | 60 Hz |

| | CAPACITY (MBH) | | DX COIL DATA | | | | | | | | COMPRESSOR DATA | | | WATER COOLED CONDENSER DATA | | | | |
|---|---|---|---|---|---|---|---|---|---|---|---|---|---|---|---|---|---|---|
| WT | SENSIBLE (KBTU/H) | TOTAL (KBTU/H) | MAX. SP (IN W.G.) | EDB °F | EWB °F | LDB °F | LWB °F | MIN. ROWS DEEP | MIN. NET FACE AREA (SQ. FT.) | REFRIGERANT | NO OF COMP. | UNIT FLA | LRA (EA.) | GPM | EWT (°F) | LWT (°F) | P.D. (FT. H2O) | DESIGN PRESS. (PSIG) |
| AC-SC3-1 | 21.5 | 38.4 | 0.00 | 80 °F | 67 °F | 52 °F | 51 °F | 4 | 4 | R-410A | 1 | 8 | 0 | 6 | 90 °F | 105 °F | 2.95 | 300.00 |
| AC-SC3-2 | 48.0 | 48.0 | 0.00 | 80 °F | 67 °F | 52 °F | 51 °F | 4 | 7 | R-410A | 1 | 13 | 0 | 14 | 90 °F | 105 °F | 3.55 | 300.00 |
| AC-SC3-3 | 21.5 | 38.4 | 0.00 | 80 °F | 67 °F | 52 °F | 51 °F | 4 | 4 | R-410A | 1 | 8 | 0 | 6 | 90 °F | 105 °F | 2.95 | 300.00 |
| AC-SC3-4 | 219.6 | 325.0 | 0.00 | 87 °F | 70 °F | 53 °F | 52 °F | 4 | 27 | R-410A | 2 | 54 | 0 | 56 | 90 °F | 105 °F | 5.13 | 300.00 |
| AC-SC2-1 | 28.7 | 40.7 | 0.00 | 86 °F | 69 °F | 53 °F | 52 °F | 6 | 4 | R-410A | 1 | 8 | 0 | 7 | 90 °F | 105 °F | 3.28 | 300.00 |
| AC-SC2-2 | 156.6 | 228.9 | 0.00 | 93 °F | 73 °F | 56 °F | 55 °F | 3 | 27 | R-410A | 2 | 38 | 0 | 39 | 90 °F | 105 °F | 4.83 | 300.00 |
| AC-C-1 | 77.1 | 114.7 | 0.00 | 80 °F | 67 °F | 53 °F | 53 °F | 6 | 7 | R-410A | 1 | 13 | 0 | 20 | 90 °F | 105 °F | 3.90 | 300.00 |
| AC-C-2 | 21.3 | 39.7 | 0.00 | 80 °F | 67 °F | 55 °F | 54 °F | 4 | 4 | R-410A | 1 | 8 | 0 | 6 | 90 °F | 105 °F | 2.95 | 300.00 |
| AC-C-3 | 21.3 | 39.7 | 0.00 | 80 °F | 67 °F | 55 °F | 54 °F | 4 | 4 | R-410A | 1 | 8 | 0 | 6 | 90 °F | 105 °F | 2.95 | 300.00 |
| AC-6-1 | 341.5 | 431.6 | 0.00 | 78 °F | 65 °F | 57 °F | 55 °F | 6 | 27 | R-410A | 1 | 76 | 0 | 74 | 90 °F | 105 °F | 0.00 | 300.00 |
| AC-6-2 | 56.3 | 81.6 | 0.00 | 85 °F | 69 °F | 53 °F | 53 °F | 4 | 7 | R-410A | 1 | 13 | 0 | 14 | 90 °F | 105 °F | 3.62 | 300.00 |
| AC-7-1 | 64.2 | 93.2 | 0.00 | 85 °F | 69 °F | 55 °F | 53 °F | 4 | 7 | R-410A | 1 | 15 | 0 | 16 | 90 °F | 105 °F | 5.04 | 300.00 |
| AC-7-2 | 56.0 | 81.8 | 0.00 | 87 °F | 70 °F | 55 °F | 53 °F | 4 | 7 | R-410A | 1 | 13 | 0 | 14 | 90 °F | 105 °F | 3.55 | 300.00 |
| AC-7-3 | 55.9 | 81.7 | 0.00 | 80 °F | 67 °F | 55 °F | 54 °F | 4 | 7 | R-410A | 1 | 14 | 0 | 14 | 90 °F | 105 °F | 3.45 | 300.00 |
| AC-9-2 | 55.9 | 81.7 | 0.00 | 80 °F | 67 °F | 55 °F | 54 °F | 4 | 7 | R-410A | 1 | 14 | 0 | 14 | 90 °F | 105 °F | 3.45 | 300.00 |
| AC-12-1 | 89.5 | 117.4 | 0.00 | 78 °F | 65 °F | 56 °F | 54 °F | 6 | 7 | R-410A | 1 | 25 | 0 | 17 | 90 °F | 205 °F | 4.60 | 300.00 |
| AC-27-1 | 75.3 | 101.5 | 0.00 | 78 °F | 65 °F | 56 °F | 54 °F | 4 | 7 | R-410A | 1 | 17 | 0 | 17 | 88 °F | 103 °F | 5.27 | 300.00 |
| AC-46-1 | 75.3 | 101.5 | 0.00 | 78 °F | 65 °F | 56 °F | 54 °F | 4 | 7 | R-410A | 1 | 17 | 0 | 17 | 88 °F | 103 °F | 5.27 | 300.00 |
| AC-67-1 | 75.3 | 101.5 | 0.00 | 78 °F | 65 °F | 56 °F | 54 °F | 4 | 7 | R-410A | 1 | 17 | 0 | 17 | 87 °F | 102 °F | 5.27 | 300.00 |
| AC-67-2 | 156.6 | 228.9 | 0.00 | 93 °F | 73 °F | 56 °F | 55 °F | 3 | 27 | R-410A | 2 | 38 | 0 | 39 | 87 °F | 102 °F | 4.83 | 300.00 |
| AC-67-4 | 88.0 | 149.9 | 0.00 | 92 °F | 74 °F | 53 °F | 52 °F | 6 | 10 | R-410A | 1 | 21 | 0 | 25 | 87 °F | 102 °F | 3.80 | 300.00 |
| AC-67M-3 | 289.3 | 482.4 | 0.00 | 83 °F | 70 °F | 53 °F | 52 °F | 3 | 54 | R-410A | 4 | 86 | 0 | 85 | 87 °F | 102 °F | 5.64 | 300.00 |
| AC-67M-5 | 181.1 | 237.1 | 0.00 | 92 °F | 74 °F | 58 °F | 57 °F | 4 | 27 | R-410A | 2 | 41 | 0 | 40 | 87 °F | 102 °F | 5.06 | 300.00 |
| AC-BALLROOM PERIMETER | 156.6 | 228.9 | 0.00 | 93 °F | 73 °F | 56 °F | 55 °F | 3 | 27 | R-410A | 2 | 38 | 0 | 39 | 87 °F | 102 °F | 4.83 | 300.00 |
| AC-95-1 | 292.7 | 400.7 | 0.00 | 78 °F | 65 °F | 54 °F | 52 °F | 4 | 27 | R-410A | 2 | 69 | 0 | 66 | 87 °F | 102 °F | 7.19 | 300.00 |
| AC-96-1 | 121.7 | 143.6 | 0.00 | 70 °F | 58 °F | 51 °F | 49 °F | 4 | 10 | R-410A | 1 | 28 | 0 | 24 | 87 °F | 102 °F | 3.60 | 300.00 |
| AC-96-2 | 121.7 | 143.6 | 0.00 | 70 °F | 58 °F | 51 °F | 49 °F | 4 | 10 | R-410A | 1 | 28 | 0 | 24 | 87 °F | 102 °F | 3.60 | 300.00 |
| AC-96-3 | 132.1 | 175.5 | 0.00 | 78 °F | 65 °F | 55 °F | 53 °F | 6 | 10 | R-410A | 1 | 40 | 0 | 30 | 87 °F | 102 °F | 4.59 | 300.00 |

| | HEAT PUMP HEATING | AIR | | | WATER | | | | | | | | FILTER DATA | VIBRATION ISOLATION SPECIFICATIONS | | | | | | | |
|---|---|---|---|---|---|---|---|---|---|---|---|---|---|---|---|---|---|---|---|---|---|
| WT | MBH | SP (IN. H2O) | EDB (°F) | EWB (°F) | GPM | P.D. (FT. H2O) | EWT (°F) | LWT (°F) | MIN. ROWS DEEP | FINS PER INCH | MIN. NET FACEAREA (SQ. FT.) | DESIGN PRESS. (PSIG) | FILTER TYPE | MOUNTING TYPE | BASE TYPE | MIN. STATIC DEFLECTION (IN.) | MANUFACTURER | EER (OP) | COP (OP) | EER (AHRI) | COP (ISO) | MODEL NO. |
| AC-SC3-1 | 50.1 | 0.00 | 45 °F | 40 °F | 6 | 2.95 | 70 °F | 57 °F | 4 | 12 | 4 | 0.00 | REFER TO SPEC | CONCRETE PAD | REFER TO SPEC | 0' - 0" | AAON | 13.3 | 3.9 | 14.4 | 4.2 | SB-003-3 |
| AC-SC3-2 | 0.0 | 0.00 | 0 °F | 0 °F | 0 | 0.00 | 0 °F | 0 °F | 0 | 0 | 0 | 0.00 | REFER TO SPEC | CONCRETE PAD | REFER TO SPEC | 0' - 0" | AAON | 12.3 | | | | SB-006-3 |
| AC-SC3-3 | 50.1 | 0.00 | 45 °F | 40 °F | 6 | 2.95 | 70 °F | 57 °F | 4 | 12 | 4 | 0.00 | REFER TO SPEC | CONCRETE PAD | REFER TO SPEC | 0' - 0" | AAON | 13.3 | 3.9 | 14.4 | 4.2 | SB-003-3 |
| AC-SC3-4 | 445.6 | 0.00 | 45 °F | 40 °F | 56 | 5.13 | 68 °F | 55 °F | 4 | 14 | 27 | 0.00 | REFER TO SPEC | CONCRETE PAD | REFER TO SPEC | 0' - 0" | AAON | 11.6 | 4.77 | | | SA-030-3 |
| AC-SC2-1 | 54.4 | 0.00 | 45 °F | 40 °F | 9 | 4.80 | 70 °F | 60 °F | 6 | 12 | 4 | 0.00 | REFER TO SPEC | CONCRETE PAD | REFER TO SPEC | 0' - 0" | AAON | 13.1 | 3.85 | 16.3 | 4.7 | SB-003-3 |
| AC-SC2-2 | 299.5 | 0.00 | 45 °F | 40 °F | 39 | 4.83 | 68 °F | 55 °F | 3 | 14 | 27 | 0.00 | REFER TO SPEC | CONCRETE PAD | REFER TO SPEC | 0' - 0" | AAON | 12.5 | 4.81 | | | SB-023-3 |
| AC-C-1 | 157.7 | 0.00 | 45 °F | 40 °F | 20 | 3.90 | 70 °F | 57 °F | 4 | 12 | 7 | 0.00 | REFER TO SPEC | CONCRETE PAD | REFER TO SPEC | 0' - 0" | AAON | 11.9 | 3.48 | 15.0 | 4.3 | SB-010-3 |
| AC-C-2 | 50.1 | 0.00 | 45 °F | 40 °F | 6 | 2.95 | 70 °F | 57 °F | 4 | 12 | 4 | 0.00 | REFER TO SPEC | CONCRETE PAD | REFER TO SPEC | 0' - 0" | AAON | 13.8 | 4.03 | 14.4 | 4.2 | SB-003-3 |
| AC-C-3 | 50.1 | 0.00 | 45 °F | 40 °F | 6 | 2.95 | 70 °F | 57 °F | 4 | 12 | 4 | 0.00 | REFER TO SPEC | CONCRETE PAD | REFER TO SPEC | 0' - 0" | AAON | 13.8 | 4.03 | 14.4 | 4.2 | SB-003-3 |
| AC-6-1 | 0.0 | 0.00 | 0 °F | 0 °F | 0 | 0.00 | 0 °F | 0 °F | 0 | 0 | 0 | 0.00 | REFER TO SPEC | CONCRETE PAD | REFER TO SPEC | 0' - 0" | AAON | 12.7 | | | | SA-035-3 |
| AC-6-2 | 110.2 | 0.00 | 45 °F | 40 °F | 14 | 3.62 | 70 °F | 57 °F | 4 | 12 | 7 | 0.00 | REFER TO SPEC | CONCRETE PAD | REFER TO SPEC | 0' - 0" | AAON | 12.7 | 3.71 | 15.0 | 4.3 | SB-006-3 |
| AC-7-1 | 126.6 | 0.00 | 45 °F | 40 °F | 16 | 5.04 | 70 °F | 57 °F | 4 | 12 | 7 | 0.00 | REFER TO SPEC | CONCRETE PAD | REFER TO SPEC | 0' - 0" | AAON | 12.3 | 3.59 | 14.4 | 4.2 | SB-006-3 |
| AC-7-2 | 108.9 | 0.00 | 45 °F | 40 °F | 14 | 3.55 | 70 °F | 57 °F | 4 | 12 | 7 | 0.00 | REFER TO SPEC | CONCRETE PAD | REFER TO SPEC | 0' - 0" | AAON | 13.0 | 3.79 | 15.0 | 4.3 | SB-006-3 |
| AC-7-3 | 0.0 | 0.00 | 0 °F | 0 °F | 0 | 0.00 | 0 °F | 0 °F | 0 | 0 | 0 | 0.00 | REFER TO SPEC | CONCRETE PAD | REFER TO SPEC | 0' - 0" | AAON | 12.4 | | | | SB-006-3 |
| AC-9-2 | 0.0 | 0.00 | 0 °F | 0 °F | 0 | 0.00 | 0 °F | 0 °F | 0 | 0 | 0 | 0.00 | REFER TO SPEC | CONCRETE PAD | REFER TO SPEC | 0' - 0" | AAON | 13.0 | | | | SB-006-3 |
| AC-12-1 | 0.0 | 0.00 | 0 °F | 0 °F | 0 | 0.00 | 0 °F | 0 °F | 0 | 0 | 0 | 0.00 | REFER TO SPEC | CONCRETE PAD | REFER TO SPEC | 0' - 0" | AAON | 12.7 | | | | SB-010-3 |
| AC-27-1 | 0.0 | 0.00 | 0 °F | 0 °F | 0 | 0.00 | 0 °F | 0 °F | 0 | 0 | 0 | 0.00 | REFER TO SPEC | CONCRETE PAD | REFER TO SPEC | 0' - 0" | AAON | 12.8 | | | | SB-009-3 |
| AC-46-1 | 0.0 | 0.00 | 0 °F | 0 °F | 0 | 0.00 | 0 °F | 0 °F | 0 | 0 | 0 | 0.00 | REFER TO SPEC | CONCRETE PAD | REFER TO SPEC | 0' - 0" | AAON | 12.8 | | | | SB-009-3 |
| AC-67-1 | 0.0 | 0.00 | 0 °F | 0 °F | 0 | 0.00 | 0 °F | 0 °F | 0 | 0 | 0 | 0.00 | REFER TO SPEC | CONCRETE PAD | REFER TO SPEC | 0' - 0" | AAON | 12.8 | | | | SB-009-3 |
| AC-67-2 | 299.5 | 0.00 | 45 °F | 40 °F | 39 | 4.83 | 68 °F | 55 °F | 3 | 14 | 27 | 0.00 | REFER TO SPEC | CONCRETE PAD | REFER TO SPEC | 0' - 0" | AAON | 12.5 | 4.81 | | | SB-023-3 |
| AC-67-4 | 200.2 | 0.00 | 13 °F | 12 °F | 25 | 3.80 | 70 °F | 57 °F | 6 | 12 | 10 | 0.00 | REFER TO SPEC | CONCRETE PAD | REFER TO SPEC | 0' - 0" | AAON | 13.1 | 3.82 | | | SB-014-3 |
| AC-67M-3 | 697.5 | 0.00 | 46 °F | 40 °F | 85 | 5.64 | 70 °F | 57 °F | 3 | 14 | 54 | 0.00 | REFER TO SPEC | CONCRETE PAD | REFER TO SPEC | 0' - 0" | AAON | 11.8 | 4.53 | | | SA-050-3-C |
| AC-67M-5 | 330.5 | 0.00 | 13 °F | 12 °F | 40 | 5.06 | 70 °F | 55 °F | 4 | 12 | 27 | 0.00 | REFER TO SPEC | CONCRETE PAD | REFER TO SPEC | 0' - 0" | AAON | 13.2 | 7.29 | | | SA-023-3-D |
| AC-BALLROOM PERIMETER | 299.5 | 0.00 | 45 °F | 40 °F | 39 | 4.83 | 68 °F | 55 °F | 3 | 14 | 27 | 0.00 | REFER TO SPEC | CONCRETE PAD | REFER TO SPEC | 0' - 0" | AAON | 12.5 | 4.81 | | | SB-023-3 |
| AC-95-1 | 0.0 | 0.00 | 0 °F | 0 °F | 0 | 0.00 | 0 °F | 0 °F | 0 | 0 | 0 | 0.00 | REFER TO SPEC | CONCRETE PAD | REFER TO SPEC | 0' - 0" | AAON | 14.7 | | | | SA-035-3 |
| AC-96-1 | 215.5 | 0.00 | 60 °F | 50 °F | 24 | 3.60 | 75 °F | 61 °F | 4 | 14 | 10 | 0.00 | REFER TO SPEC | CONCRETE PAD | REFER TO SPEC | 0' - 0" | AAON | 14.5 | | | | SB-014-3 |
| AC-96-2 | 215.5 | 0.00 | 60 °F | 50 °F | 24 | 3.60 | 75 °F | 61 °F | 4 | 14 | 10 | 0.00 | REFER TO SPEC | CONCRETE PAD | REFER TO SPEC | 0' - 0" | AAON | 14.5 | | | | SB-014-3 |
| AC-96-3 | 0.0 | 0.00 | 0 °F | 0 °F | 0 | 0.00 | 0 °F | 0 °F | 0 | 0 | 0 | 0.00 | REFER TO SPEC | CONCRETE PAD | REFER TO SPEC | 0' - 0" | AAON | 12.9 | | | | SB-016-3 |

12

NOTES:
1. AC UNITS TO BE PROVIDED WITH DRAIN PAN AND CONDENSATE PUMPS.
2. ALL SUPPLY AND RETURN DUCTWORK FOR UP TO 20' DOWNSTREAM OF FANS SHALL BE ACOUSTICALLY LINED PER MECHANICAL SPECIFCATIONS.

# MODULAR WATER COOLED CHILLER SCHEDULE

| | | | | | | | | | EVAPORATOR DESIGN DATA | | | | REFRIGERANT | CONDENSER WATER DATA | | | | ELECTRICAL DATA | | | | | | | | | |
|---|---|---|---|---|---|---|---|---|---|---|---|---|---|---|---|---|---|---|---|---|---|---|---|---|---|---|---|
| UNIT | NO. | LEVEL | TOTAL CAPACITY (TONS) | CAPACITY/MODULE | NO. OF MODULES | KW INPUT | kW/TON | COP | GPM | EWT (°F) | LWT (°F) | PRESSURE DROP (FT) | TYPE | GPM | EWT (°F) | LWT (°F) | PRESSURE DROP (FT) | MCA | VOLTS | PHASE | HZ | LENGTH (IN.) | WIDTH (IN.) | HEIGHT (IN.) | OPERATING WT. (LBS) | MANUFACTURER | MODEL NO. |
| CH | 94-1 | 94TH FLOOR MEP | 37.7 | (1) @ 20 & (1) @15 | 2 | 32 | 0.836 | 4.2 | 91 | 54 °F | 44 °F | 11.70 | R-410A | 75 | 87 °F | 102 °F | 6.00 | 118 | 208 | 3 | 60 | 65.5 | 57.5 | 68.125 | 2400 | MULTISTACK | MS020XC2A2W2AAC & MS015XC2A2W2AAC |
| CH | 94-2 | 94TH FLOOR MEP | 82.1 | (1) @ 20 & (2) @ 30 | 3 | 68 | 0.826 | 4.3 | 197 | 54 °F | 44 °F | 14.00 | R-410A | 163 | 87 °F | 102 °F | 6.40 | 272 | 208 | 3 | 60 | 97.5 | 57.5 | 68.125 | 4450 | MULTISTACK | MS020XC2A2W2AAC & MS030XC2A2W2AAC |

AC-94-1/ACCU-94-1:

1. AC-94-1 SHALL BE SIMILAR TO MR. SLIM INDOOR WALL MOUNTED UNIT MODEL PKA-A24KA4; COOLING CAPACITY 24,000 BTUH; 208/3/60. PROVIDE CONDENSATE PUMP.
2. ACCU-R-1 SHALL BE SIMILAR TO MITSUBISH MR. SLIM OUTDOOR UNIT MODEL PUZ-A24NHA-BS; COOLING CAPACITY 24,000 BTUH; 208/3/60; SEER 13.5.

12

NOTES:
PROVIDE THE FOLLOWING:

1. STAINLESS STEELL EVAPORATOR AND CONDENSER INCULDING INTLET HEADER.
2. LEAD COMPRESSOR SEQUENCING (24 HRS)
3. AUTOMATIC INTERNAL RESCHEDULING IF FAULT OCCURS
4. AUTOMATIC LOGGING OF ANY FAULT CONDITION
5. ELECTRONIC CHILLED WATER CONTROL
6. MULTIPLE INDEPENDENT REF. SYSTEMS WITH ISOLATION VALVES
7. QUICK INTERCONNECT MODULAR DESIGN
8. HEAT EXCHANGER MAX WORKING PRESURE (REFRIG. 650 PSI & WATERSIDE 565 PSI)
9. FILTERS IN EVAPORATOR SUPPLY HEADERS
10. AUTOMATIC LOGGING OF ANY FAULT CONDITION
11. R-410 A REFRIGERANT
12. ACOUSTICAL COMPRESSOR WRAP AND PANELS INDOOR RATED
13. WARRANTY: ALL PARTS (1 YEAR); COMPRESSOR PARTS (5 YEAR)
14. SINGLE POINT POWER CONNECTION THROUGH JUNCTION BOX WITH SCCR RATING OF 5KA
15. ORFICE PLATES WITH TOTAL ACCESS DEISGN W/NEMA2 VAR. FLOW (EVAP. & COND.)
16. INTEROPERABILITY WEB PORTAL (BACNET OR MODBUS)
17. MULTIFLUSH (DEBRIS REMOVAL SYSTEM) COND.
18. 4X4 RAILS AND WAFFLE PADS

# RESIDENTIAL AMENITY AND CORRIDOR SUPPLY UNITS

| | | | SUPPLY FANS | | | | | | | FILTERS | | | ELECTRIC COILS | WRAP-AROUND HEAT PIPES | | | | | | |
|---|---|---|---|---|---|---|---|---|---|---|---|---|---|---|---|---|---|---|---|---|
| UNIT | NO. | LEVEL | CFM | EXT. SP (IN W.G.) | TOTAL SP (IN.) | QTY | DIA. (IN.) | TYPE | HP | DEPTH (IN.) / MERV | TOTAL CLEAN (IN W.G.) | TOTAL DIRTY (IN W.G.) | CAPACITY (kW) | EDB (°F) | EWB (°F) | LDB (°F) | LWB (°F) | PRECOOL PD (IN. W.G.) | REHEAT PD (IN W.G.) | REFRI. |
| AC | 1-1 | GROUND FLOOR | 7000 | 2.00 | 6.99 | 2 | 16 | ECM | 7.50 | 2" + 4" / 8 + 14 | 1.00 | 2.50 | 30.0 | 80 °F | 67 °F | 69.1 °F | 60.4 °F | 0.43 | 0.42 | R-410a |
| AC | 7-4 | 7TH FLOOR MEP | 15000 | 2.00 | 5.85 | 4 | 16 | ECM | 7.50 | 2" + 4" / 8 + 14 | 0.98 | 2.50 | 50.0 | 80 °F | 67 °F | 65.9 °F | 59.2 °F | 0.39 | 0.38 | R-410a |
| AC | 7-5 | 7TH FLOOR MEP | 13000 | 2.00 | 5.85 | 4 | 16 | ECM | 7.50 | 2" + 4" / 8 + 14 | 0.98 | 2.50 | 50.0 | 80 °F | 67 °F | 66.5 °F | 59.4 °F | 0.31 | 0.30 | R-410a |
| RCS | 12-1 | 12TH FLOOR MEP | 3000 | 2.00 | 5.74 | 1 | 14 | ECM | 5.00 | 2" + 4" / 8 + 14 | 0.98 | 2.50 | 15.0 | 95 °F | 74 °F | 70.9 °F | 61.0 °F | 0.28 | 0.26 | R-410a |
| RCS | 27-1 | 27TH FLOOR MEP | 3000 | 2.00 | 5.74 | 1 | 14 | ECM | 5.00 | 2" + 4" / 8 + 14 | 0.98 | 2.50 | 15.0 | 95 °F | 74 °F | 70.9 °F | 61.0 °F | 0.28 | 0.26 | R-410a |
| RCS | 27-2 | 27TH FLOOR MEP | 3000 | 2.00 | 5.74 | 1 | 14 | ECM | 5.00 | 2" + 4" / 8 + 14 | 0.98 | 2.50 | 15.0 | 95 °F | 74 °F | 70.9 °F | 61.0 °F | 0.28 | 0.26 | R-410a |
| RCS | 46-1 | 46TH FLOOR MEP | 3750 | 2.00 | 5.82 | 1 | 16 | ECM | 7.50 | 2" + 4" / 8 + 14 | 0.98 | 2.50 | 20.0 | 95 °F | 74 °F | 70.5 °F | 60.9 °F | 0.32 | 0.30 | R-410a |
| RCS | 95-1 | 95TH FLOOR EMR | 4000 | 2.00 | 5.82 | 1 | 16 | ECM | 7.50 | 2" + 4" / 8 + 14 | 0.98 | 2.50 | 20.0 | 95 °F | 74 °F | 70.3 °F | 60.8 °F | 0.33 | 0.31 | R-410a |

| | DX COOLING | | | | | | | | | | | | | | |
|---|---|---|---|---|---|---|---|---|---|---|---|---|---|---|---|
| UNIT NO. | SCFM | EDB °F | EWB °F | LDB °F | LWB °F | EST | SENS CAP | TOT CAP | TONS | FPM | ROW | FPI | FH / FL | APD (IN W.G.) | RPD (FT W.G.) |
| 1-1 | 7000 | 80.0 °F | 67.0 °F | 51.2 °F | 49.8 °F | 41 | 218.4 | 358.3 | 29.9 | 403 | 6 | 8 | 50/50 | 0.26 | 0.00 |
| 7-4 | 15000 | 80.0 °F | 67.0 °F | 54.8 °F | 53.0 °F | 44.6 | 409.5 | 643.5 | 53.6 | 486 | 6 | 8 | 60/74 | 0.36 | 0.00 |
| 7-5 | 13000 | 80.0 °F | 67.0 °F | 53.7 °F | 51.6 °F | 41.7 | 370.5 | 604.2 | 50.4 | 422 | 6 | 7 | 60/74 | 0.26 | 0.00 |
| 12-1 | 3000 | 95.0 °F | 74.0 °F | 54.8 °F | 54.0 °F | 47.6 | 130.7 | 200.5 | 16.7 | 450 | 6 | 10 | 30 / 32 | 0.41 | 4.39 |
| 27-1 | 3000 | 95.0 °F | 74.0 °F | 54.8 °F | 54.0 °F | 47.6 | 130.7 | 200.5 | 16.7 | 450 | 6 | 10 | 30 / 32 | 0.41 | 4.39 |
| 27-2 | 3000 | 95.0 °F | 74.0 °F | 54.8 °F | 54.0 °F | 47.6 | 130.7 | 200.5 | 16.7 | 450 | 6 | 10 | 30 / 32 | 0.41 | 4.39 |
| 46-1 | 3750 | 95.0 °F | 74.0 °F | 54.4 °F | 52.8 °F | 47.0 | 165.3 | 262.9 | 21.9 | 486 | 6 | 10 | 30 / 37 | 0.42 | 4.39 |
| 95-1 | 4000 | 95.0 °F | 74.0 °F | 54.7 °F | 53.5 °F | 49.7 | 175.7 | 272.9 | 22.7 | 486 | 6 | 11 | 32 / 37 | 0.45 | 6.84 |

| | COMPRESSOR - COOLING MODE | | | | | | | | | CONDENSER | | | | HEAT PUMP MODE | | | | | | | | | | | |
|---|---|---|---|---|---|---|---|---|---|---|---|---|---|---|---|---|---|---|---|---|---|---|---|---|---|
| UNIT NO. | VOLTS | PHASE | HZ | QTY | REFRIGERANT | RLA | LRA | kW | THR | EWT (°F) | LWT (°F) | GPM | CONN. SIZE | EAT (°F) | LAT (°F) | CFM | MBH | FLUID | EWT | LWT | GPM | COP (OP) | COP (ISOI) | MANUFACTURER | MODEL NO. |
| 1-1 | 480 V | 3 | 60 Hz | 2 | R-410A | 60.0 | 125 | 15.08 | 460 | 89 °F | 104 °F | 85.70 | 2.5" | 5 °F | 75 °F | 7000 | 529.2 | WATER | 70 | 60 | 85.70 | 4.01 | 4.3 | INGENIA | CAH-2-NTM-PU-65.0x74.0-I |
| 7-4 | 480 V | 3 | 60 Hz | 4 | R-410A | 23.1 | 150 | 12.51 | 814 | 90 °F | 105 °F | 110.92 | 2.5" | 55 °F | 75 °F | 15000 | 324.0 | WATER | 70 | 58 | 110.92 | 4 | 4.3 | INGENIA | CAH-2-TB-PU-76.0x94.04 |
| 7-5 | 480 V | 3 | 60 Hz | 4 | R-410A | 23.1 | 150 | 12.44 | 774.9 | 90 °F | 105 °F | 104.72 | 2.5" | 55 °F | 75 °F | 13000 | 280.8 | WATER | 70 | 57 | 104.72 | 4 | 4.3 | INGENIA | CAH-2-TB-PU-76.0x94.04 |
| 12-1 | 480 V | 3 | 60 Hz | 1 | R-410A | 26.9 | 173 | 15.20 | 252.4 | 87 °F | 102 °F | 33.87 | 1.25" | 5 °F | 75 °F | 3000 | 226.8 | WATER | 70 | 58 | 33.87 | 4 | 4.3 | INGENIA | CAH-2-TB-PU-76.0x50.04 |
| 27-1 | 480 V | 3 | 60 Hz | 1 | R-410A | 26.9 | 173 | 15.50 | 252.4 | 87 °F | 102 °F | 33.87 | 1.25" | 5 °F | 75 °F | 3000 | 226.8 | WATER | 70 | 58 | 33.87 | 4.04 | 4.3 | INGENIA | CAH-2-TB-PU-76.0x50.04 |
| 27-2 | 480 V | 3 | 60 Hz | 1 | R-410A | 26.9 | 173 | 15.20 | 252.4 | 87 °F | 102 °F | 33.87 | 1.25" | 5 °F | 75 °F | 3000 | 226.9 | WATER | 70 | 58 | 33.87 | 4.02 | 4.3 | INGENIA | CAH-2-TB-PU-76.0x50.04 |
| 46-1 | 480 V | 3 | 60 Hz | 2 | R-410A | 17.9 | 125 | 9.83 | 329.6 | 87 °F | 102 °F | 45.34 | 2" | 5 °F | 75 °F | 3750 | 283.5 | WATER | 70 | 58 | 45.34 | 3.6 | 4.2 | INGENIA | CAH-2-TB-PU-78.0x55.04 |
| 95-1 | 480 V | 3 | 60 Hz | 2 | R-410A | 17.9 | 125 | 9.76 | 339.3 | 87 °F | 102 °F | 47.00 | 2" | 5 °F | 75 °F | 4000 | 302.4 | WATER | 70 | 59 | 47.00 | 3.72 | 4.2 | INGENIA | CAH-2-TB-PU-79.0x55.04 |

NOTES:

1. RCS UNITS HAVE THE SUPPLY FAN, COMPRESSOR VESTIBULE, ELECTRICAL PANEL VESTIBULE AND ACCESS SECTION STACKED ONTO OF OTHER UNIT SECTIONS.
2. HEAT PUMP UNITS RATED FOR ZERO DEGREE OPERATION.

# ENERGY RECOVERY UNIT SCHEDULE

| | | SUPPLY FANS | | | | | | | | | RETURN FANS | | | | | | | |
|---|---|---|---|---|---|---|---|---|---|---|---|---|---|---|---|---|---|---|
| NO. | LEVEL | SA CFM | EXT. SP (IN W.G.) | TOTAL SP (IN.) | QTY | DIA. (IN.) | TYPE | BHP/ FAN | HP/ FAN | FLA/ FAN | RA CFM | EXT. SP (IN W.G.) | TOTAL SP (IN W.G.) | QTY | DIA (IN.) | BHP/ FAN | HP/ FAN | FLA/ FAN |
| ERU-12-1 | 12TH FLOOR MEP | 14500 | 2.50 | 6.60 | 4 | 16 | ECM | 6.6 | 7.50 | 7.1 | 14500 | 1.50 | 3.45 | 4 | 14 | 3.5 | 5.0 | 4.6 |
| ERU-27-1 | 27TH FLOOR MEP | 10000 | 2.50 | 6.85 | 4 | 16 | ECM | 5.3 | 7.50 | 7.1 | 10000 | 1.50 | 3.50 | 2 | 18 | 4.5 | 7.0 | 6.6 |
| ERU-27-2 | 27TH FLOOR MEP | 10000 | 2.50 | 6.60 | 4 | 16 | ECM | 5.3 | 7.50 | 7.1 | 10000 | 1.50 | 3.50 | 2 | 18 | 4.5 | 7.0 | 6.6 |
| ERU-46-1 | 46TH FLOOR MEP | 10000 | 2.50 | 6.60 | 4 | 16 | ECM | 5.3 | 7.50 | 7.1 | 10000 | 1.50 | 3.50 | 2 | 18 | 4.5 | 7.0 | 6.6 |
| ERU-46-2 | 46TH FLOOR MEP | 12000 | 2.50 | 6.70 | 4 | 16 | ECM | 6.0 | 7.50 | 7.1 | 12000 | 1.50 | 3.50 | 2 | 18 | 5.8 | 7.0 | 6.6 |
| ERU-67-1 | 67TH FLOOR MEP | 12000 | 2.50 | 6.85 | 4 | 16 | ECM | 6.0 | 7.50 | 7.1 | 12000 | 1.50 | 3.50 | 2 | 18 | 5.8 | 7.0 | 6.6 |
| ERU-67-2 | 67TH FLOOR MEP | 12000 | 2.50 | 6.85 | 4 | 16 | ECM | 6.0 | 7.50 | 7.1 | 12000 | 1.50 | 3.50 | 2 | 18 | 5.8 | 7.0 | 6.6 |
| ERU-96-1 | 96TH FLOOR DAMPER | 12000 | 2.50 | 6.85 | 4 | 16 | ECM | 6.0 | 7.50 | 7.1 | 12000 | 1.50 | 3.50 | 2 | 18 | 5.8 | 7.0 | 6.6 |

| | HEAT RECOVERY WHEEL - SUMMER | | | | | WINTER | | | MOTOR DATA | | CONTROLS | AIR PRESSURE DROP | |
|---|---|---|---|---|---|---|---|---|---|---|---|---|---|
| NO. | EAT db (°F) | EAT wb (°F) | LAT db (°F) | LAT wb (°F) | EFF (%) | EAT (DB / WB) F | LAT (DB / WB) F | EFF (%) | HP | FLA | VFD AMPS | SUPPLY | RETURN |
| ERU-12-1 | 95 °F | 74 °F | 79.9 °F | 65.6 °F | 0.75 | 5 / 3 | 54.1 / 43.7 | 0.75 | 1/2 | N/A | 2.1 | 0.61 | 0.61 |
| ERU-27-1 | 95 °F | 74 °F | 79.9 °F | 65.6 °F | 0.75 | 5 / 3 | 54.1 / 43.7 | 0.75 | 1/2 | N/A | 2.1 | 0.54 | 0.54 |
| ERU-27-2 | 95 °F | 74 °F | 79.9 °F | 65.6 °F | 0.75 | 5 / 3 | 54.1 / 43.7 | 0.75 | 1/2 | N/A | 2.1 | 0.54 | 0.54 |
| ERU-46-1 | 95 °F | 74 °F | 80.5 °F | 65.6 °F | 0.75 | 5 / 3 | 54.1 / 43.7 | 0.75 | 1/2 | N/A | 2.1 | 0.54 | 0.65 |
| ERU-46-2 | 95 °F | 74 °F | 80.5 °F | 66.0 °F | 0.73 | 5 / 3 | 52.3 / 42.5 | 0.73 | 1/2 | N/A | 2.1 | 0.67 | 0.67 |
| ERU-67-1 | 95 °F | 74 °F | 80.5 °F | 66.0 °F | 0.73 | 5 / 3 | 52.3 / 42.5 | 0.73 | 1/2 | N/A | 2.1 | 0.67 | 0.67 |
| ERU-67-2 | 95 °F | 74 °F | 80.5 °F | 66.0 °F | 0.73 | 5 / 3 | 52.3 / 42.5 | 0.73 | 1/2 | N/A | 2.1 | 0.67 | 0.67 |
| ERU-96-1 | 95 °F | 74 °F | 80.5 °F | 66.0 °F | 0.73 | 5 / 3 | 52.3 / 42.5 | 0.73 | 1/2 | N/A | 2.1 | 0.67 | 0.67 |

| | DX COOLING | | | | | | | | | | | | | PREHEAT ELECTRIC COILS | | | |
|---|---|---|---|---|---|---|---|---|---|---|---|---|---|---|---|---|---|
| NO. | SCFM | EDB °F | EWB °F | LDB °F | LWB °F | SENS CAP | TOT CAP | TONS | FPM | ROW | FPI | FH / FL | APD (IN W.G.) | CAPACITY (kW) | MBH | dT | FLA |
| ERU-12-1 | 14500 | 86.3 °F | 69.3 °F | 54.6 °F | 53.6 °F | 498.4 | 758.5 | 63.2 | 403 | 6 | 8 | 48/54 | 0.26 | 60.0 | 204.8 | 13.1 | 75.4 |
| ERU-27-1 | 10000 | 85.4 °F | 68.9 °F | 54.9 °F | 52.9 °F | 330.2 | 499.6 | 41.6 | 429 | 6 | 8 | 42/40 | 0.29 | 40.0 | 136.5 | 13.1 | 50.3 |
| ERU-27-2 | 10000 | 85.4 °F | 68.9 °F | 54.9 °F | 52.9 °F | 330.2 | 499.6 | 41.6 | 429 | 6 | 8 | 42/40 | 0.29 | 40.0 | 136.5 | 13.1 | 50.3 |
| ERU-46-1 | 10000 | 85.4 °F | 68.9 °F | 54.9 °F | 52.9 °F | 330.2 | 499.6 | 41.6 | 429 | 6 | 8 | 42/40 | 0.29 | 40.0 | 136.5 | 13.1 | 50.3 |
| ERU-46-2 | 12000 | 87.1 °F | 69.8 °F | 55.1 °F | 53.5 °F | 415.7 | 611.7 | 51.0 | 480 | 6 | 10 | 45/40 | 0.41 | 45.0 | 153.6 | 11.9 | 56.5 |
| ERU-67-1 | 12000 | 87.1 °F | 69.8 °F | 55.1 °F | 53.5 °F | 415.7 | 611.7 | 51.0 | 480 | 6 | 10 | 45/40 | 0.41 | 45.0 | 153.6 | 11.9 | 56.5 |
| ERU-67-2 | 12000 | 87.1 °F | 69.8 °F | 55.1 °F | 53.5 °F | 415.7 | 611.7 | 51.0 | 480 | 6 | 10 | 45/40 | 0.41 | 45.0 | 153.6 | 11.9 | 56.5 |
| ERU-96-1 | 12000 | 87.1 °F | 69.8 °F | 55.1 °F | 53.5 °F | 415.7 | 611.7 | 51.0 | 480 | 6 | 10 | 45/40 | 0.41 | 45.0 | 153.6 | 11.9 | 56.5 |

| | COMPRESSOR - COOLING MODE | | | | | | | | | CONDENSER | | | | HEAT PUMP MODE | | | | | | | | | | | |
|---|---|---|---|---|---|---|---|---|---|---|---|---|---|---|---|---|---|---|---|---|---|---|---|---|---|
| NO. | VOLTS | PHASE | HZ | CIRCUITS | REFRIGERANT | RLA/circ | LRA/circ | TOTAL kW | THR | EWT (°F) | LWT (°F) | GPM | CONN. SIZE | CIRCUITS | EAT (°F) | LAT (°F) | MBH | FLUID | EWT | LWT | GPM | MCA | MOP | COP (OP) | MANUFACTURER | MODEL NO. |
| ERU-12-1 | 480 V | 3 | 60 Hz | 6 | R-410A | 17.9 | 125.0 | 58.40 | 958 | 87 °F | 102 °F | 129.80 | 3" | 6 | 33 °F | 75 °F | 6530.0 | WATER | 70.0 | 54.5 | 129.8 | 160.8 | 175 | 5.85 | INGENIA | CAH-2-TB-PU-117.0x143.0-I |
| ERU-27-1 | 480 V | 3 | 60 Hz | 4 | R-410A | 17.9 | 125.0 | 39.90 | 636 | 87 °F | 102 °F | 85.90 | 2 1/2" | 4 | 36 °F | 75 °F | 420.0 | WATER | 70.0 | 57.6 | 85.9 | 119.8 | 125 | 5.71 | INGENIA | CAH-2-TB-PU-102.0x118.0-I |
| ERU-27-2 | 480 V | 3 | 60 Hz | 4 | R-410A | 17.9 | 125.0 | 39.40 | 636 | 87 °F | 102 °F | 85.90 | 2 1/2" | 4 | 36 °F | 75 °F | 420.0 | WATER | 70.0 | 57.6 | 85.9 | 119.8 | 125 | 5.71 | INGENIA | CAH-2-TB-PU-109.0x118.0-I |
| ERU-46-1 | 480 V | 3 | 60 Hz | 4 | R-410A | 17.9 | 125.0 | 39.40 | 636 | 87 °F | 102 °F | 85.90 | 2 1/2" | 4 | 36 °F | 75 °F | 420.0 | WATER | 70.0 | 57.6 | 85.9 | 119.8 | 125 | 5.71 | INGENIA | CAH-2-TB-PU-109.0x118.0-I |
| ERU-46-2 | 480 V | 3 | 60 Hz | 4 | R-410A | 18.6 | 125.0 | 43.50 | 760 | 87 °F | 102 °F | 1020.00 | 2 1/2 | 4 | 31 °F | 75 °F | 575.0 | WATER | 70.0 | 58.3 | 102.0 | 122.8 | 125 | 5.62 | INGENIA | CAH-2-TB-PU-109.0x118.0-I |
| ERU-67-1 | 480 V | 3 | 60 Hz | 4 | R-410A | 18.6 | 125.0 | 43.50 | 760 | 87 °F | 102 °F | 102.00 | 2 1/2 | 4 | 31 °F | 75 °F | 575.4 | WATER | 70.0 | 58.3 | 102.0 | 122.8 | 125 | 5.62 | INGENIA | CAH-2-TB-PU-109.0x118.0-I |
| ERU-67-2 | 480 V | 3 | 60 Hz | 4 | R-410A | 18.6 | 125.0 | 43.50 | 760 | 87 °F | 102 °F | 102.00 | 2 1/2" | 4 | 31 °F | 75 °F | 575.4 | WATER | 70.0 | 58.3 | 102.0 | 122.8 | 125 | 5.62 | INGENIA | CAH-2-TB-PU-109.0x118.0-I |
| ERU-96-1 | 480 V | 3 | 60 Hz | 4 | R-410A | 18.6 | 125.0 | 43.50 | 760 | 87 °F | 102 °F | 102.00 | 2 1/2" | 4 | 31 °F | 75 °F | 575.4 | WATER | 70.0 | 58.3 | 102.0 | 122.8 | 125 | 5.62 | INGENIA | CAH-2-TB-PU-109.0x118.0-I |

NOTES:

1. ERU UNITS TO BE PROVIDED WITH HOT GAS REHEAT COIL.

# PACKAGED HEAT PUMP SCHEDULE WITH WATER COOLED DX COIL

| | FAN | | | COOLING CAPACITY | | | | | | | | | | | | | HEAT PUMP HEATING | | | | | |
|---|---|---|---|---|---|---|---|---|---|---|---|---|---|---|---|---|---|---|---|---|---|---|
| DESIGNATION | CFM | EXT. SP (IN W.G.) | MOTOR (HP) | EDB °F | EWB °F | LDB °F | LWB °F | TOTAL (MBH) | SENS MBH | GPM | EWT °F | LWT °F | PD (FT) | EER (OP) | EER (ARI) | COP (ISO) | COP (OP) | MBH | EAT (°F) | LAT (°F) | PD (FT) | GPM |
| RAC-x-A | 850 | 0.50 | 0.50 | 70.0 °F | 58.4 °F | 51.6 °F | 48.5 °F | 22.1 | 16.9 | 4.00 | 87 °F | 101 °F | 2.60 | 12.7 | | | 5.04 | 30.5 | 70 °F | 0 °F | 2.60 | 4.00 |
| RAC-x-B | 1250 | 0.50 | 0.50 | 70.0 °F | 58.4 °F | 51.1 °F | 48.5 °F | 32.6 | 25.5 | 5.70 | 87 °F | 102 °F | 4.70 | 12.7 | | | 5.12 | 46.1 | 70 °F | 57 °F | 4.70 | 5.70 |
| RAC-x-C | 1550 | 0.50 | 0.75 | 70.0 °F | 58.4 °F | 51.2 °F | 47.9 °F | 42.6 | 31.5 | 7.40 | 87 °F | 102 °F | 3.70 | 12.7 | | | 5.06 | 59.9 | 70 °F | 57 °F | 3.70 | 7.40 |
| RAC-x-D | 1825 | 0.50 | 0.75 | 70.0 °F | 58.4 °F | 48.3 °F | 46.9 °F | 54.6 | 42.8 | 9.70 | 87 °F | 101 °F | 3.00 | 12 | | | 4.71 | 72.9 | 70 °F | 58 °F | 3.00 | 9.70 |
| RAC-x-E | 1950 | 0.50 | 1.00 | 70.0 °F | 58.4 °F | 47.7 °F | 46.4 °F | 60.3 | 47.1 | 10.80 | 87 °F | 102 °F | 6.60 | 11.3 | 15.1 | 4.8 | 4.51 | 88.1 | 70 °F | 57 °F | 6.60 | 10.80 |

| | HEATING COIL | | | | | | WORKING | ELECTRICAL DATA | | | | | | | | | |
|---|---|---|---|---|---|---|---|---|---|---|---|---|---|---|---|---|---|
| DESIGNATION | MBH | # OF ROWS | EWT (°F) | LAT (°F) | PD (FT) | GPM | PRESSURE (PSI) | VOLTS | PHASE | HZ | MFS | MCA | MEA # | MANUFACTURER | MODEL NO. | REFRIGERANT | NOTES |
| RAC-x-A | 0.0 | 0 | 0 °F | 0 °F | 0.00 | 0 | 300.00 | 208 V | 1 | 60 Hz | 30 | 18.5 | 167-05-E | ClimateMaster | TT026 | R-410A | |
| RAC-x-B | 0.0 | 0 | 0 °F | 0 °F | 0.00 | 0 | 300.00 | 208 V | 1 | 60 Hz | 40 | 23.0 | 167-05-E | ClimateMaster | TT038 | R-410A | |
| RAC-x-C | 0.0 | 0 | 0 °F | 0 °F | 0.00 | 0 | 300.00 | 208 V | 1 | 60 Hz | 50 | 33.4 | 167-05-E | ClimateMaster | TT049 | R-410A | |
| RAC-x-D | 0.0 | 0 | 0 °F | 0 °F | 0.00 | 0 | 300.00 | 208 V | 1 | 60 Hz | 70 | 40.8 | 167-05-E | ClimateMaster | TT064 | R-410A | |
| RAC-x-E | 0.0 | 0 | 0 °F | 0 °F | 0.00 | 0 | 300.00 | 208 V | 1 | 60 Hz | 70 | 44.0 | 167-05-E | ClimateMaster | TT072 | R-410A | |

NOTES:

1. ROOF SETBACK FINAL MEP/FP DESIGN PENDING APPROVED CHILLER LAYOUT BY OWNER.

# AIR HANDLING UNIT SCHEDULE

| | | | FAN DATA | | | | | MOTOR DATA | ELECTRICAL DATA | | | COOLING COIL DATA - CAPACITY | | AIR | | | | WATER | | | | | | | |
|---|---|---|---|---|---|---|---|---|---|---|---|---|---|---|---|---|---|---|---|---|---|---|---|---|---|
| UNIT NO. | LOCATION | SERVICE | QTY | CFM | TOTAL ESP (IN. WG) | RPM | MHP | STARTER TYPE | VOLTS | PHASE | HZ | TOTAL (MBH) | SENSIBLE (MBH) | EDB (°F) | EWB (°F) | LDB (°F) | LWB (°F) | GPM | EWT (°F) | LWT (°F) | WPD FT. WC | MIN. ROWS DEEP | FINS PER INCH | MIN. NET FACE AREA (SQ. FT) | DESIGN PRESS. (PSIG) |
| AHU-6-1 | SEE PLANS | RETAIL EMR | 1 | 2800 | 1.44 | 1344 | 4 | VFD | 460 | 3 | 60 | 76.33 | 66.2 | 78 | 65 | 56.86 | 56.18 | 17.5 | 44 | 53.5 | 6.05 | 8 | 12 | 7.2 | - |
| AHU-7-1 | SEE PLANS | RETAIL EMR | 1 | 2350 | 1.33 | 1283 | 2 | VFD | 460 | 3 | 60 | 79.59 | 60.35 | 80 | 67 | 56.99 | 56.19 | 15.5 | 44 | 55 | 7.76 | 8 | 10 | 7.2 | - |
| AHU-90-1 | SEE PLANS | DUPLEX LIVING RM | 2 | 6500 | 2.21 | 1750 | 8 | VFD | 460 | 3 | 60 | 172.52 | 149.19 | 74 | 61.7 | 54.03 | 52.74 | 33 | 44 | 54.4 | 5.66 | 4 | 12 | 17.2 | - |
| AHU-90-2 | SEE PLANS | TRIPLEX LIVING RM | 2 | 6500 | 2.21 | 1865 | 8 | VFD | 460 | 3 | 60 | 174.46 | 150.01 | 74 | 61.7 | 54.23 | 52.77 | 34 | 44 | 54.4 | 5.86 | 4 | 12 | 17.2 | - |
| AHU-94-1&2 | SEE PLANS | TRIPLEX GRAND SALON | 2 | 6500 | 2.21 | 1762 | 8 | VFD | 460 | 3 | 60 | 172.83 | 149.44 | 74 | 61.7 | 53.40 | 52.439 | 28.5 | 44 | 54.4 | 2.17 | 6 | 12 | 17.2 | - |

| | HEATING COIL DATA | AIR | | WATER | | | | |
|---|---|---|---|---|---|---|---|---|
| UNIT NO. | CAPACITY (MBH) | EAT (°F) | LAT (°F) | EWT (°F) | LWT (°F) | GPM | WPD FT. WC | MANUFACTURER MODEL NUMBER |
| AHU-6-1 | - | - | - | - | - | - | - | H3-CRB-3 - AAON |
| AHU-7-1 | - | - | - | - | - | - | - | V3-CRB-3 - AAON |
| AHU-90-1 | 233.8 | 70 | 103.3 | 174.0 | 144.0 | 16 | 3.0 | V3-ERB-3 - AAON |
| AHU-90-2 | 233.8 | 70 | 103.3 | 174.0 | 144 | 16 | 3.0 | V3-ERB-8 - AAON |
| AHU-94-1&2 | 230.0 | 70 | 103.8 | 174.0 | 144.5 | 16 | 3.0 | V3-ERB-3 - AAON |

# MODULAR AIR COOLED CHILLER SCHEDULE

| | | | | | | | | EVAPORATOR DATA (40% PG) | | | | REFRIGERANT | CONDENSER DATA | | | ELECTRICAL DATA | | | | | | | | | | | |
|---|---|---|---|---|---|---|---|---|---|---|---|---|---|---|---|---|---|---|---|---|---|---|---|---|---|---|---|
| NO. | LEVEL | TOTAL CAPACITY (TONS) | CAPACITY/MODULE | NO. OF MODULES | KW INPUT | KW/TON | EER | GPM | EWT (°F) | LWT (°F) | PRESSURE DROP (FT) | TYPE | CFM | EAT (°F) | LAT (°F) | MCA | RLA | MOP | VOLTS | PHASE | HZ | LENGTH (IN.) | WIDTH (IN.) | HEIGHT (IN.) | OPERATING WT. (LBS) | MANUFACTURER | MODEL NO. |
| ACCH-8-1 | 8TH FLOOR | 180.0 | 30 | 6 | 202 | 1.120 | 10.72 | 444 | 54.0 °F | 44.0 °F | 18.50 | R-410A | 16000 | 95 °F | 123 °F | 372 | 365 | 400 | 460 | 3 | 60 | 294.0 | 97.0 | 188.000 | 37950 | CLIMACOOL | DP300x160 |
| ACCH-8-2 | 8TH FLOOR | 180.0 | 30 | 6 | 202 | 1.120 | 10.72 | 444 | 54.0 °F | 44.0 °F | 18.50 | R-410A | 16000 | 95 °F | 123 °F | 372 | 365 | 400 | 460 | 3 | 60 | 294.0 | 97.0 | 188.000 | 37950 | CLIMACOOL | DP300x160 |
| ACCH-8-3 | 8TH FLOOR | 180.0 | 30 | 6 | 202 | 1.120 | 10.72 | 444 | 54.0 °F | 44.0 °F | 18.50 | R-410A | 16000 | 95 °F | 123 °F | 372 | 365 | 400 | 460 | 3 | 60 | 294.0 | 97.0 | 188.000 | 37950 | CLIMACOOL | DP300x160 |
| ACCH-8-4 | 8TH FLOOR | 180.0 | 30 | 6 | 202 | 1.120 | 10.72 | 444 | 54.0 °F | 44.0 °F | 18.50 | R-410A | 16000 | 95 °F | 123 °F | 372 | 365 | 400 | 460 | 3 | 60 | 294.0 | 97.0 | 188.000 | 37950 | CLIMACOOL | DP300x160 |
| ACCH-8-5 | 8TH FLOOR | 180.0 | 30 | 6 | 202 | 1.120 | 10.72 | 444 | 54.0 °F | 44.0 °F | 18.50 | R-410A | 16000 | 95 °F | 123 °F | 372 | 365 | 400 | 460 | 3 | 60 | 294.0 | 97.0 | 188.000 | 37950 | CLIMACOOL | DP300x160 |

12

# COMPUTER ROOM AIR CONDITIONER UNIT SCHEDULE WITH WATER COOLED DX

| | | | SUPPLY FAN DATA | | | COMPRESSOR DATA | ELECTRICAL DATA | | | | WATER COOLED CONDENSER DATA | | | | | CAPACITY (MBH) | |
|---|---|---|---|---|---|---|---|---|---|---|---|---|---|---|---|---|---|
| NO. | LEVEL | SERVICE | CFM | EXT. SP (IN. W.G.) | MHP | QUANTITY | FLA | VOLTS | PHASE | HZ | GPM | EWT (°F) | LWT (°F) | P.D. (FT. H20) | WORKING PRESS. (PSIG) | SENSIBLE | TOTAL |
| CRAC-SC3-1 | SUB CELLAR 3 | DAS ROOM | 3600 | 0.50 | 3.00 | 1 | 31 | 208 V | 3 | 60 | 24 | 90 °F | 105 °F | 6.50 | 300.00 | 89.7 | 124.4 |
| CRAC-SC2-1 | SUB CELLAR 2 | TELECOMM. | 1000 | 0.50 | 1.40 | 1 | 10 | 208 V | 3 | 60 | 7 | 90 °F | 105 °F | 9.20 | 300.00 | 19.7 | 25.5 |
| CRAC-C-1 | CELLAR | TELECOMM. | 4400 | 0.50 | 3.60 | 1 | 21 | 208 V | 3 | 60 | 21 | 90 °F | 105 °F | 9.20 | 300.00 | 90.7 | 115.9 |
| CRAC-6-1 | 6TH FLOOR MEP | TELECOMM. | 4800 | 0.50 | 4.00 | 2 | 54 | 208 V | 3 | 60 | 42 | 90 °F | 105 °F | 16.20 | 300.00 | 123.8 | 173.9 |
| CRAC-6-2 | 6TH FLOOR MEP | ARCS | 1800 | 0.20 | 1.30 | 1 | 16 | 208 V | 3 | 60 | 6 | 90 °F | 105 °F | 3.20 | 300.00 | 35.6 | 35.8 |
| CRAC-8-1 | 8TH FLOOR | AV | 2000 | 0.50 | 1.40 | 1 | 21 | 208 V | 3 | 60 | 14 | 90 °F | 105 °F | 10.20 | 300.00 | 43.7 | 54.8 |
| CRAC-9-1 | 9TH FLOOR MEP | TELECOMM. | 1000 | 0.50 | 0.50 | 1 | 16 | 208 V | 3 | 60 | 6 | 90 °F | 105 °F | 3.20 | 300.00 | 25.7 | 35.8 |
| CRAC-97-1 | 97TH FLOOR MEP | TELECOMM. | 4400 | 0.50 | 3.60 | 1 | 18 | 208 V | 3 | 60 | 21 | 87 °F | 102 °F | 9.20 | 300.00 | 90.7 | 115.9 |

| | EVAPORATOR COIL DATA | | | | | UNIT DIMENSIONS | | | | | | |
|---|---|---|---|---|---|---|---|---|---|---|---|---|
| NO. | EAT °F DB | EAT °F WB | LAT °F DB | LAT °F WB | P.D. (FT. H2O) | LENGTH | WIDTH | HEIGHT | OPERATING WT. (LBS) | EER | MANUFACTURER | MODEL |
| CRAC-SC3-1 | 80 °F | 65 °F | 57 °F | 53 °F | 0.00 | 2' - 0" | 3' - 6" | 6' - 6 1/2" | 510.00 | 12.3 | DATA AIRE | GIWX-03534 |
| CRAC-SC2-1 | 75 °F | 63 °F | 57 °F | 54 °F | 0.00 | 3' - 0" | 3' - 4 1/2" | 6' - 4" | 860.00 | 13.6 | DATA AIRE | GTWU-00732 |
| CRAC-C-1 | 80 °F | 67 °F | 61 °F | 59 °F | 0.00 | 3' - 4 1/2" | 6' - 0 1/2" | 6' - 6" | 1405.00 | 13.6 | DATA AIRE | GFWU-02832 |
| CRAC-6-1 | 80 °F | 67 °F | 56 °F | 55 °F | 0.00 | 3' - 4 1/2" | 6' - 0 1/2" | 6' - 6" | 1740.00 | 13.6 | DATA AIRE | GFWU-04632 |
| CRAC-6-2 | 80 °F | 67 °F | 62 °F | 61 °F | 0.00 | 3' - 0" | 3' - 4 1/2" | 6' - 4" | 860.00 | 12.9 | DATA AIRE | GTWU-00732 |
| CRAC-8-1 | 75 °F | 63 °F | 55 °F | 53 °F | 0.00 | 3' - 0" | 3' - 4 1/2" | 6' - 4" | 1000.00 | 12.9 | DATA AIRE | GTWU-01432 |
| CRAC-9-1 | 80 °F | 67 °F | 56 °F | 56 °F | 0.00 | 4' - 3" | 3' - 8 1/2" | 2' - 4 1/2" | 660.00 | 10.9 | DATA AIRE | DAPW-2532-P |
| CRAC-97-1 | 80 °F | 67 °F | 61 °F | 59 °F | 0.00 | 3' - 4 1/2" | 6' - 0 1/2" | 6' - 6" | 1405.00 | 13.6 | DATA AIRE | GFWU-02832 |

NOTES:

1. PROVIDE R-410A REFRIGERANT.
2. PROVIDE FACTORY INSTALLED 2-WAY VALVE.
3. PROVIDE E2 MICROPROCESSOR.
4. PROVIDE HOT GAS REHEAT.
5. PROVIDE FACTORY INSTALLED NON-FUSED DISCONNECT.
6. PROVIDE CONDENSATE PUMP (FIELD INSTALLED).
7. PROVIDE DCOMPRESSOR SOUND JACKET.
8. PROVIDE 12" UNIT STAND.
9. PROVIDE 3 YEAR WARRANTY.
10. PROVIDE FACTORY START-UP SUPERVISION.

# POOL AIR CONDITIONING SCHEDULE

| | | | | SUPPLY FAN DATA | | | | | | | | DX DATA | COOLING COIL DATA | | AIR DATA | | | | | |
|---|---|---|---|---|---|---|---|---|---|---|---|---|---|---|---|---|---|---|---|---|
| UNIT NO. | LOCATION | SERVICE | AMBIENT TEMP (°F) | QTY | CFM SA1 | CFM OAI | EXT. SP (IN. WG) | BHP | HP | DRIVE | FAN TYPE | REFRIGERANT | CAPACITY TOTAL (MBH) | SENSIBLE (MBH) | CFM | OA CFM | No. OF ROWS | EAT(°F) | RH (%) | FACE VEL. (FPM) |
| AC-9-1 | 9TH FLOOR | POOL AREA | - | - | 10,000 | 1,750 | 2.0 | - | 15 | DIRECT | PLENUM | R-410A | 258.1 | 130.3 | 10,000 | 1750 | 8 | - | 60 | - |

| | COMPRESSOR DATA | | ELECTRICAL DATA | | | | | CONDENSER | | | PD | CAPACITY | COP | UNIT ELECTRICAL DATA | | | | | | UNIT DIMENSIONS | | | | |
|---|---|---|---|---|---|---|---|---|---|---|---|---|---|---|---|---|---|---|---|---|---|---|---|---|
| UNIT NO. | TYPE | QTY | VOLTS | PHASE | HZ | LRA (EA) | RLA (EA) | GPM | EWT(°F) | LWT(°F) | (PSIG) | BTU/H (EA) | FULL LOAD | VOLTS | PHASE | HZ | MCA | FLA | MOP | LENGTH | WIDTH | HEIGHT | OPERATING WT. (LBS) | MANUFACTURER MODEL # |
| AC-9-1 | SCROLL | 2 | 480 | 3 | 60 | 17.9 | 125 | 80 | 90 | 105 | 6 | - | 4.56 | 480 | 3 | 60 | 62 | 56.5 | 80 | 18'-0" | 7'-6" | 7'-0" | 7,800 | NP-020-PC-I-V3NT2113NOI5AD3 - SERSCO |

NOTES:
1. INDOOR UNIT
2. POOL WATER HEATER
3. HORIZONTAL 2" DOUBLE WALLED CABINET
4. 40% PG HOT WATER COIL FOR SPACE HEATING RATED AT 154 MBH AT 15 GPM & PRESSURE DROP OF 11.2 FEET OF WATER.
5. COMMAND CENTER C/W BUILD COMMUNICATION AND REMOTE PANEL
6. WARRANTY: 2 YEARS ON DRIVELINE, 5 YEARS ON COMPRESSOR, 2 YEARS ON COILS

36" x 48" Arch E -SHEET SIZE

FILE NAME:
PLOT DATE: 10/19/2016 5:41:06 PM



KEY PLAN:

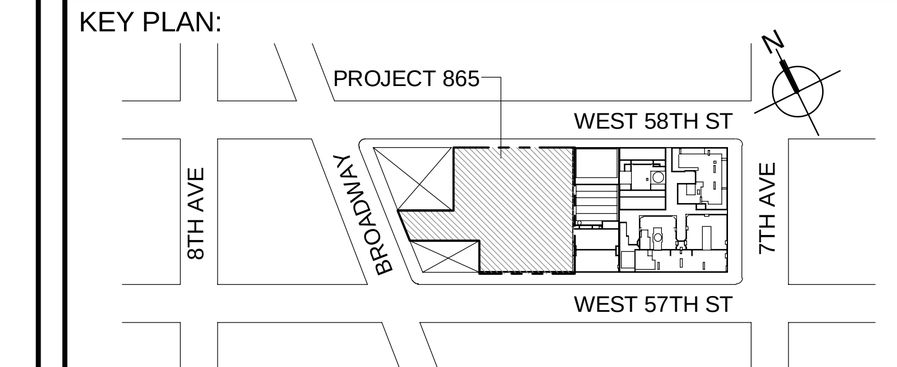


PROJECT NORTH

TRUE NORTH


DEVELOPER:
**EXTELL DEVELOPMENT COMPANY**
805 THIRD AVENUE, 7TH FLOOR
New York, NY 10022 USA
TEL: 212 712 6000 FAX: 212 712 6100

DESIGN ARCHITECT: Base Building Shell & Core
**ADRIAN SMITH + GORDON GILL ARCHITECTURE**
111 WEST MONROE STREET SUITE 2300
CHICAGO IL 60603
TEL: 312 920 1888 FAX: 312 920 1775

INTERIOR DESIGNER: Residential
**Rottet Architecture and Design Studio, PLLC**
298 Fifth Ave, 7th Floor
New York, NY 10001
TEL: 646 998 7000 FAX:

ARCHITECT OF RECORD:Base Building Shell, Core, & Residential
**AAI ARCHITECTS, P.C.**
401 Wellington St. W., 3rd Floor
Toronto, ON M5V 1E7 Canada
TEL: 416 967 1500 FAX: 416 967 7150

STRUCTURAL ENGINEERS:
**WSP CANTOR SEINUK**
228 EAST 45th Street
New York, NY 10017 USA
TEL: 212 687 9888 FAX: 646 487 5501

MEP ENGINEERS:
**AKF GROUP**
One Liberty Plaza, 165 Broadway, 22nd Floor
New York, NY 10006 USA
TEL: 212 354 5656 FAX: 212 354 5668

GEOTECHNICAL ENGINEERS:
**Langan Engineering & Environmental Services**
21 Penn Plaza - 360 West 31st Street, 8th Floor
New York, NY 10001-2727
TEL: 212 479 5400 FAX: 212 479 5444

CODE CONSULTANTS:
**Construction Consulting Associates**
100 Church Street
New York, NY 10007
TEL: 212 385 1818 FAX: 212 385 1911

CURTAINWALL CONSULTANT:
**AJLP Consulting**
40 Worth Street. Suite 826
New York, NY 10013
TEL: 212 757 5659 FAX: 646 219 8508

LANDMARK/PRESERVATION CONSULTANT:
**Jan Hird Pokorny Associates, Inc.**
39 West 37th Street, 12A
New York, NY 10018
TEL: 212 759 6462 FAX: 212 759 6540


| No. | DESCRIPTION | DATE |
|---|---|---|
| | DOB SUBMISSION - RETAIL FIRE ALARM | xx XXX 2016 |
| 1 | ISSUED FOR SCHEMATIC DESIGN | 04 APR 2014 |
| 2 | ISSUED FOR DESIGN DEVELOPMENT | 01 JUL 2014 |
| 3 | ISSUED FOR DESIGN DEVELOPMENT | 31 JUL 2014 |
| 4 | CD PROGRESS ISSUE 1 | 15 OCT 2014 |
| 5 | ISSUED FOR BID - MECHANICAL | 15 OCT 2014 |
| 6 | DOB SUBMISSION | 19 DEC 2014 |
| 7 | CD PROGRESS ISSUE 3 | 09 MAR 2015 |
| 8 | CD PROGRESS ISSUE 4 | 01 JUN 2015 |
| 9 | CD PROGRESS ISSUE 5 | 10 AUG 2015 |
| 10 | DOB AMENDMENT 2 | 18 SEP 2015 |
| 11 | CD PROGRESS ISSUE 6 | 02 NOV 2015 |
| 12 | CD PROGRESS ISSUE 7 | 29 JAN 2016 |
| 13 | CD PROGRESS ISSUE 8 - GMP SET | 18 MAR 2016 |
| 14 | CD BULLETIN ISSUE 4 | 15 JUL 2016 |
| 15 | CD BULLETIN ISSUE 7 | 14 SEPT 2016 |
| 16 | DOB AMENDMENT 3 | 03 OCT 2016 |

0 4' - 0" 8' - 0" 16' - 0"


Discrepancies must be reported immediately to the Architect before proceeding. Only figured dimensions are to be used. Contractors must check all dimensions on site. This drawing is protected by copyright.

ALL DIMENSIONS ARE SHOWN IN IMPERIAL.



CONSULTANT: AKF
ONE LIBERTY PLAZA, 165 BROADWAY, 22nd FLOOR
NEW YORK, NY 10006
T: 212.354.5656 F: 212.354.5668
Arlington / Boston / Mexico City / Minneapolis / New York
Philadelphia / Princeton / Puebla / Rochester / Stamford


PROJECT:
**217 WEST 57TH STREET**
NEW YORK, NY

DRAWING TITLE:
MECHANICAL SCHEDULES

SEAL & SIGNATURE:




| | |
|---|---|
| DATE: | 04/04/14 |
| PROJECT No: | Y130747-000 |
| DRAWN: RC/AZ | REV: 16 |
| CHK: PHS | |
| SCALE: As indicated | |
| DWG No: | M-502.02 |
| DOB PAGE No: 123 of 132 | |

DOB EMPLOYEE STAMP:

DOB B-SCAN:

36" x 48" Arch E -SHEET SIZE

DEPT OF BLDGS 121328205 Job Number | ES044254229 Scan Code

# VARIABLE VOLUME TERMINAL UNIT SCHEDULE

| BOX DESIGNATION | UNIT No. | INLET SIZE (DIA.IN.) | CFM | AIRFLOW RANGE (CFM) MIN. | AIRFLOW RANGE (CFM) MAX. | MINIMUM STATIC PRESSURE Δ PS (IN. W.G.) | DISCHARGE SOUND LEVEL AT MAX. CFM & Δ PS=3" (NC) | RADIATED SOUND LEVEL AT MAX. CFM & Δ PS=3" (NC) | OUTLET (IN.) WIDTH | OUTLET (IN.) HEIGHT | TYPE OF CONTROLS | MANUFACTURER | MODEL NO. |
|---|---|---|---|---|---|---|---|---|---|---|---|---|---|
| CAV | 1-2 | 8 | 600 | 180 | 600 | 0 | 0 | 0 | 12 | 10 | DDC | ANEMOSTAT | EZTS |
| CAV | 1-1 | 12 | 1500 | 450 | 1500 | 0 | 0 | 0 | 16 | 15 | DDC | ANEMOSTAT | EZTS |
| VAV | 8-1 | 7 | 550 | 165 | 550 | 0 | 0 | 0 | 12 | 10 | DDC | ANEMOSTAT | EZTS |
| VAV | 8-2 | 8 | 800 | 240 | 800 | 0 | 0 | 0 | 12 | 10 | DDC | ANEMOSTAT | EZTS |
| VAV | 8-8 | 12 | 1580 | 474 | 1580 | 0 | 0 | 0 | 16 | 15 | DDC | ANEMOSTAT | EZTS |
| VAV | 8-9 | 12 | 2100 | 630 | 2100 | 0 | 0 | 0 | 16 | 15 | DDC | ANEMOSTAT | EZTS |
| VAV | 8-10 | 14 | 2100 | 630 | 2100 | 0 | 0 | 0 | 20 | 18 | DDC | ANEMOSTAT | EZTS |
| VAV | 8-11 | 6 | 400 | 120 | 400 | 0 | 0 | 0 | 10 | 10 | DDC | ANEMOSTAT | EZTS |
| VAV | 8-12 | 7 | 575 | 173 | 575 | 0 | 0 | 0 | 12 | 10 | DDC | ANEMOSTAT | EZTS |
| VAV | 8-13 | 8 | 700 | 210 | 700 | 0 | 0 | 0 | 12 | 10 | DDC | ANEMOSTAT | EZTS |
| VAV | 9-1 | 6 | 300 | 90 | 300 | 0 | 0 | 0 | 10 | 10 | DDC | ANEMOSTAT | EZTS |
| VAV | 10-5 | 9 | 900 | 270 | 900 | 0 | 0 | 0 | 14 | 13 | DDC | ANEMOSTAT | EZTS |
| VAV | 10-6 | 8 | 800 | 240 | 800 | 0 | 0 | 0 | 12 | 10 | DDC | ANEMOSTAT | EZTS |
| VAV | 10-7 | 14 | 2350 | 705 | 2350 | 0 | 0 | 0 | 20 | 18 | DDC | ANEMOSTAT | EZTS |
| VAV | 10-8 | 12 | 1450 | 435 | 1450 | 0 | 0 | 0 | 16 | 15 | DDC | ANEMOSTAT | EZTS |
| VAV | 10-9 | 12 | 1800 | 540 | 1800 | 0 | 0 | 0 | 16 | 15 | DDC | ANEMOSTAT | EZTS |
| VAV | 10-10 | 14 | 2100 | 630 | 2100 | 0 | 0 | 0 | 20 | 18 | DDC | ANEMOSTAT | EZTS |
| VAV | 10-11 | 12 | 1800 | 540 | 1800 | 0 | 0 | 0 | 16 | 15 | DDC | ANEMOSTAT | EZTS |
| VAV | 10-12 | 12 | 1800 | 540 | 1800 | 0 | 0 | 0 | 16 | 15 | DDC | ANEMOSTAT | EZTS |
| VAV | 68-1 | 12 | 1700 | 510 | 1700 | 0 | 0 | 0 | 16 | 15 | DDC | ANEMOSTAT | EZTS |
| VAV | 68-3 | 12 | 1700 | 510 | 1700 | 0 | 0 | 0 | 16 | 15 | DDC | ANEMOSTAT | EZTS |
| VAV | 68-4 | 8 | 600 | 180 | 600 | 0 | 0 | 0 | 12 | 10 | DDC | ANEMOSTAT | EZTS |
| VAV | 68-5 | 14 | 2210 | 663 | 2210 | 0 | 0 | 0 | 20 | 18 | DDC | ANEMOSTAT | EZTS |
| VAV | 68-6 | 8 | 600 | 180 | 600 | 0 | 0 | 0 | 12 | 10 | DDC | ANEMOSTAT | EZTS |
| CAV | 68-8 | 9 | 780 | 234 | 780 | 0 | 0 | 0 | 14 | 13 | DDC | ANEMOSTAT | EZTS |
| VAV | 69-1 | 9 | 900 | 270 | 900 | 0 | 0 | 0 | 14 | 13 | DDC | ANEMOSTAT | EZTS |
| VAV | 71-1 | 9 | 900 | 270 | 900 | 0 | 0 | 0 | 14 | 13 | DDC | ANEMOSTAT | EZTS |
| VAV | *-1 | 9 | 900 | 270 | 900 | 0 | 0 | 0 | 14 | 13 | DDC | ANEMOSTAT | EZTS |
| VAV | * | 9 | 900 | 270 | 900 | 0 | 0 | 0 | 14 | 13 | DDC | ANEMOSTAT | EZTS |
| VAV/ZRT | 89-1 | 9 | 900 | 270 | 900 | 0 | 0 | 0 | 14 | 13 | DDC | ANEMOSTAT | EZTS |
| VAV | 91-1 | 9 | 900 | 270 | 900 | 0 | 0 | 0 | 14 | 13 | DDC | ANEMOSTAT | EZTS |
| VAV | 93-1 | 9 | 900 | 270 | 900 | 0 | 0 | 0 | 14 | 13 | DDC | ANEMOSTAT | EZTS |

8 10

NOTES:

1. PROVIDE ALL ITEMS AS CALLED FOR IN SPECIFICATIONS.
2. PROVIDE SINGLE POINT POWER CONNECTION.
3. PROVIDE PREWIRED 120/24 VOLT CONTROL TRANSFORMER.
4. RIGHT OR LEFT SIDE CONTROLS SHOULD BE COORDINATED BY CONTRACTOR.
5. PROVIDE CONTROLS ENCLOSURE FOR EACH BOX.
6. PROVIDE A THERMOSTAT FOR VAV LOCATED WITH THE SPACE BOXES SERVE.
7. VAV-8-12 TO HAVE 1 ROW HOT WATER COIL AT 1 GPM, 177/147 DEG F WATER.
8. VAV-10-6 TO HAVE 1 ROW HOT WATER COIL AT 1 GPM, 177/147 DEG F WATER.
9. CAV-1-1 TO HAVE10 KW ELECTRIC HEATING COIL RATED AT 480/3/60.
10. CAV-1-2 TO HAVE10 KW ELECTRIC HEATING COIL RATED AT 480/3/60.
11. CAV-68-8 TO HAVE 1 ROW HOT WATER COIL AT 1 GPM 177/147 DEG F WATER.

8 10 7

# DIFFUSER SCHEDULE (ANEMOSTAT AS STANDARD)

| DWG. TAG | TYPE | MODEL NO. | DESCRIPTION | NECK SIZE | MAX. CFM | MATERIAL | FINISH | ACCESSORIES | REMARKS |
|---|---|---|---|---|---|---|---|---|---|
| CD-A | CEILING DIFFUSER | PARAGON PLAQUE | 24"x24"x1/8" DROP FACE 1/8" PLAQUE; ROUND NECK | AS SHOWN ON DWGS | AS SHOWN ON PLANS | STEEL | TO BE SELECTED BY ARCHITECT | CORD OPERATED DAMPER | PROVIDE CORRECT FRAME TO BE COMPATIBLE W/CEILING OR WALL CONSTRUCTION |
| CD-B | CEILING DIFFUSER | PARAGON PLAQUE | 12"x12"x1/8" DROP FACE 1/8" PLAQUE; ROUND NECK | AS SHOWN ON DWGS | AS SHOWN ON PLANS | STEEL | TO BE SELECTED BY ARCHITECT | CORD OPERATED DAMPER | PROVIDE CORRECT FRAME TO BE COMPATIBLE W/CEILING OR WALL CONSTRUCTION |
| CD-C | CEILING DIFFUSER | E | 24"x24"; ROUND NECK 12"x12"; ROUND NECK WHERE SHOWN | AS SHOWN ON DWGS | AS SHOWN ON PLANS | STEEL | TO BE SELECTED BY ARCHITECT | VOLUME DAMPER | PROVIDE CORRECT FRAME TO BE COMPATIBLE W/CEILING OR WALL CONSTRUCTION |
| CD-D | CEILING DIFFUSER | QCP | 18"x18" PERFORATED; SQUARE NECK | AS SHOWN ON DWGS | AS SHOWN ON PLANS | ALUMINUM | TO BE SELECTED BY ARCHITECT | VOLUME DAMPER | PROVIDE CORRECT FRAME TO BE COMPATIBLE W/CEILING OR WALL CONSTRUCTION |
| CD-E | CEILING DIFFUSER | QCP-S | 12"x12" PERFORATED; SQUARE NECK | 8"x8" SQUARE | AS SHOWN ON PLANS | STEEL | TO BE SELECTED BY ARCHITECT | VOLUME DAMPER | PROVIDE CORRECT FRAME TO BE COMPATIBLE W/CEILING OR WALL CONSTRUCTION |
| CD-F | CEILING DIFFUSER | QCP-S | 18"x18" PERFORATED WITH FACTORY INSTALLED NECK ADAPTOR | AS SHOWN ON DWGS | AS SHOWN ON PLANS | STEEL | TO BE SELECTED BY ARCHITECT | VOLUME DAMPER | PROVIDE CORRECT FRAME TO BE COMPATIBLE W/CEILING OR WALL CONSTRUCTION |
| CG-A | RETURN GRILLE | S3HD | HORIZ. BLADES AT 3/4" CENTERS & 45° ANGLE 24x24 | AS SHOWN ON DWGS | 1000 | STEEL | TO BE SELECTED BY ARCHITECT | - | PROVIDE CORRECT FRAME TO BE COMPATIBLE W/CEILING OR WALL CONSTRUCTION |
| CG-C | RETURN GRILLE | 3PS | 12"x12" PERFORATED | - | AS SHOWN ON PLANS | STEEL | TO BE SELECTED **BY ARCHITECT** | - | PROVIDE CORRECT FRAME TO BE COMPATIBLE W/CEILING OR WALL CONSTRUCTION |
| CG-D | RETURN GRILLE | 3QCPS | 18"x18" PERFORATED | - | AS SHOWN ON PLANS | STEEL | TO BE SELECTED BY ARCHITECT | - | PROVIDE CORRECT FRAME TO BE COMPATIBLE W/CEILING OR WALL CONSTRUCTION |
| TR-A/ BR-A | SUPPLY REGISTER | S2HO | DOUBLE DEFLECTION W/ 3/4" HORIZONTAL FRONT BLADES & VERTICAL REAR BLADES | AS SHOWN ON DWGS | AS SHOWN ON PLANS | STEEL | TO BE SELECTED BY ARCHITECT | - | PROVIDE CORRECT FRAME TO BE COMPATIBLE W/CEILING OR WALL CONSTRUCTION |
| TR-B | LINEAR SUPPLY GRILLE | AL-25 | 1/4" WIDE BARS ON 1/2" CENTERS; 15° DOUBLE DEFLECTION HORIZONTAL FRONT BLADES & VERTICAL ADJ. REAR BLADES | AS SHOWN ON DWGS | AS SHOWN ON PLANS | EXTRUDED ALUMINUM | TO BE SELECTED BY ARCHITECT | AS SHOWN ON PLANS | PROVIDE CORRECT FRAME TO BE COMPATIBLE W/CEILING OR WALL CONSTRUCTION |
| TG-A/ BG-A | RETURN/EXHAUST REGISTER | S3HOD | HORIZ. BLADES AT 3/4" CENTERS & 45° ANGLE | AS SHOWN ON DWGS | AS SHOWN ON PLANS | STEEL | TO BE SELECTED BY ARCHITECT | OPPOSED BLADE DAMPER | PROVIDE CORRECT FRAME TO BE COMPATIBLE W/CEILING OR WALL CONSTRUCTION |
| TG-B/ BG-B | RETURN/EXHAUST REGISTER | S3HS | HORIZ. BLADES AT 3/4" CENTERS & 0° ANGLE | AS SHOWN ON DWGS | AS SHOWN ON PLANS | STEEL | TO BE SELECTED BY ARCHITECT | VOLUME DAMPER | PROVIDE CORRECT FRAME TO BE COMPATIBLE W/CEILING OR WALL CONSTRUCTION |
| TG-C | LINEAR RETURN GRILLE | AL-15 | 1/4" WIDE BARS ON 1/2" CENTERS 15° SINGLE DEFLECTION HORIZONTAL BLADES | AS SHOWN ON DWGS | AS SHOWN ON PLANS | EXTRUDED ALUMINUM | TO BE SELECTED BY ARCHITECT | AS SHOWN ON PLANS | PROVIDE CORRECT FRAME TO BE COMPATIBLE W/CEILING OR WALL CONSTRUCTION |
| LD-A | LINEAR DIFFUSER | FREE FLO | SLOTS NOTED ON DRAWING | AS SHOWN ON DWGS | AS SHOWN ON PLANS | EXTRUDED ALUMINUM | TO BE SELECTED BY ARCHITECT | CORD OPERATED DAMPER IN EACH SUPPLY TAP | PROVIDE CORRECT FRAME TO BE COMPATIBLE W/CEILING OR WALL CONSTRUCTION |
| LR-A | LINEAR RETURN | FREE FLO | SLOTS NOTED ON DRAWING | AS SHOWN ON DWGS | AS SHOWN ON PLANS | EXTRUDED ALUMINUM | TO BE SELECTED BY ARCHITECT | - | PROVIDE CORRECT FRAME TO BE COMPATIBLE W/CEILING OR WALL CONSTRUCTION |
| LD-B | LINEAR DIFFUSER | PRO JET | SLOTS NOTED ON DRAWING | AS SHOWN ON DWGS | AS SHOWN ON PLANS | EXTRUDED ALUMINUM | TO BE SELECTED BY ARCHITECT | CORD OPERATED DAMPER IN EACH SUPPLY TAP | PROVIDE CORRECT FRAME TO BE COMPATIBLE W/CEILING OR WALL CONSTRUCTION |
| LR-B | LINEAR RETURN | PRO JET | SLOTS NOTED ON DRAWING | AS SHOWN ON DWGS | AS SHOWN ON PLANS | EXTRUDED ALUMINUM | TO BE SELECTED BY ARCHITECT | - | PROVIDE CORRECT FRAME TO BE COMPATIBLE W/CEILING OR WALL CONSTRUCTION |
| CE-A | CEILING EXHAUST | PD-08 | 12" ROUND 1/4" DROP FACE 1/8" PLAQUE; ROUND NECK | 8" | AS SHOWN ON PLANS | EXTRUDED ALUMINUM | TO BE SELECTED BY ARCHITECT | - | MANUFACTURED BY AIR CONCEPTS |
| CD-G | CEILING DIFFUSER | PD-08 | 12" ROUND 1/4" DROP FACE 1/8" PLAQUE; ROUND NECK | 8" | AS SHOWN ON PLANS | EXTRUDED ALUMINUM | TO BE SELECTED BY ARCHITECT | - | MANUFACTURED BY AIR CONCEPTS |

NOTES:
1. FINISHES AND LENGTHS SHALL BE SPECIFIED BY ARCHITECT.
2. SEE SPECIFICATIONS FOR ADDITIONAL INFORMATION.
3. 12x12 DIFFUSER SHALL BE SUPPORTED TO FIT IN THE CENTER OF CEILING TILE.
4. INSTALL 4-WAY DIFFUSER ONLY WITH BLANK OFF BAFFLES FOR DIFFUSERS DESIGNATED AS 2-WAY OR 3-WAY BLOW.
5. SEE LINEAR DIFFUSER DETAIL SHOWING PLENUM SIZES WITH TAPS AND CABLE OPERATED DAMPER.
6. PROVIDE MOUNTING FOR LINEAR DIFFUSER TO ACCOMMODATE HUNG CEILING CONSTRUCTION. PROVIDE ALL REQUIRED BLOCKING FOR DIFFUSER ALIGNMENT.
7. WIDTH OF LINEAR DIFFUSER S DETERMINED BY THE NUMBER OF SLOTS. REFER TO DRAWING FOR NUMBER OF SLOTS. SEE ARCHITECTURAL DRAWING FOR EXACT LENGTH AND MOUNTING LOCATION.
8. ALL DIFFUSERS, GRILLES IN SHOWER, LOCKER ROOMS, BATHROOM, PARKING GARAGE, KITCHENS & POOL AREAS TO BE ALUMINUM MATERIAL (E.G. S3HOD TO BE X3HOD, PLAQUE TO BE ALUMINUM CONSTRUCTION).
9. PROVIDE LIGHT SHIELD FOR ALL RETURNS AND TG-C INSTALLED IN WALLS OF RESIDENTIAL APARTMENTS.
10. ALL CD'S THAT ARE USED FOR EXHAUST AND RETURN SHALL BE THE LARGEST NECK PER DIFFUSER IF NOT LISTED.
11. ALL LINEAR SUPPLY AND RETURN DIFFUSERS TO BE CONCEALED MOUNTING.

# FAN COIL UNIT SCHEDULE (IEC AS STANDARD)

| UNIT No. | LOCATION SERVICE | FAN DATA NOMINAL CFM | FAN DATA TOTAL SP (IN. W.G.) | MOTOR DATA DRIVE TYPE | HP | ELECTRICAL DATA VOLTS | PHASE | HZ | COOLING AIR EDB (°F) | EWB (°F) | LDB (°F) | LWB (°F) | WATER GPM | PD (FT. H 0) | EWT (°F) | LWT (°F) | No. OF ROWS | DESIGN PRESS. (PSIG) | CAPACITY (MBH) TOTAL | SENSIBLE | HEATING AIR EDB (°F) | LDB (°F) | WATER GPM | PD (FT. H 0) | EWT (°F) | LWT (°F) | CAPACITY (MBH) | MANUF. MODEL # |
|---|---|---|---|---|---|---|---|---|---|---|---|---|---|---|---|---|---|---|---|---|---|---|---|---|---|---|---|---|
| FCU-89-1 | STAIR | 550 | 0.5 | ECM | 1/2 | 208 | 1 | 60 | 74 | 61.7 | 51.8 | 50.9 | 3.3 | 5.2 | 44 | 54 | 4 | 150 | 16.8 | 13.5 | 70 | 113.8 | 1.4 | 6.4 | 174 | 144 | 27.0 | MPY08 |
| FCU-89-2 | BEDROOM 6 & MEDIA ROOM | 1020 | 0.75 | ECM | 1/2 | 208 | 1 | 60 | 74 | 61.7 | 53.2 | 52.2 | 5.4 | 1.1 | 44 | 54 | 4 | 150 | 27.4 | 23.3 | 70 | 112.1 | 3.2 | 3.6 | 174 | 144 | 47.6 | MGY14 |
| FCU-89-3 | GRAND GALLERY | 1450 | 0.75 | ECM | 1 | 208 | 1 | 60 | 74 | 61.7 | 53.1 | 52 | 7.9 | 1.5 | 44 | 54 | 4 | 150 | 39.8 | 33.4 | 70 | 108.8 | 4.2 | 5.8 | 174 | 144 | 62.6 | MGY20 |
| FCU-89-4 | DINING ROOM | 1450 | 0.75 | ECM | 1 | 208 | 1 | 60 | 74 | 61.7 | 53.1 | 52 | 7.9 | 1.5 | 44 | 54 | 4 | 150 | 39.8 | 33.4 | 70 | 108.8 | 4.2 | 5.8 | 174 | 144 | 62.6 | MGY20 |
| FCU-89-5 | KITCHEN | 1180 | 0.75 | ECM | 1 | 208 | 1 | 60 | 74 | 61.7 | 53.2 | 52.2 | 6.3 | 1.6 | 44 | 54 | 4 | 150 | 31.8 | 27.0 | 70 | 110.1 | 3.6 | 11.2 | 174 | 144 | 52.7 | MGY16 |
| FCU-89-6 | GUEST RM & STAFF RM | 550 | 0.5 | ECM | 1/2 | 208 | 1 | 60 | 74 | 61.7 | 51.8 | 50.9 | 3.3 | 5.2 | 44 | 54 | 4 | 150 | 16.8 | 13.5 | 70 | 113.8 | 1.4 | 6.4 | 174 | 144 | 27.0 | MPY08 |
| FCU-90-1 | STAIR | 1450 | 0.75 | ECM | 1 | 208 | 1 | 60 | 74 | 61.7 | 50.4 | 50.4 | 8.8 | 3.4 | 44 | 54 | 5 | 150 | 44.6 | 33.4 | 70 | 109.1 | 4.2 | 5.6 | 174 | 144 | 61.5 | MGY20 |
| FCU-90-2 | BEDROOM 2 & MASTER BATH | 640 | 0.5 | ECM | 1/2 | 208 | 1 | 60 | 74 | 61.7 | 51.6 | 50.7 | 3.9 | 4 | 44 | 54 | 4 | 150 | 19.8 | 15.8 | 70 | 116.9 | 2.3 | 11.2 | 174 | 144 | 33.5 | MPY10 |
| FCU-90-3 | MASTER SUITE | 1020 | 0.75 | ECM | 1/2 | 208 | 1 | 60 | 74 | 61.7 | 53.2 | 52.2 | 5.4 | 1.1 | 44 | 54 | 4 | 150 | 27.4 | 23.3 | 70 | 112.1 | 3.2 | 3.6 | 174 | 144 | 47.6 | MGY14 |
| FCU-90-4 | BEDROOM 5 | 1450 | 0.75 | ECM | 1 | 208 | 1 | 60 | 74 | 61.7 | 53.1 | 52 | 7.9 | 1.5 | 44 | 54 | 4 | 150 | 44.6 | 33.4 | 70 | 108.8 | 4.2 | 5.8 | 174 | 144 | 62.6 | MGY20 |
| FCU-90-5 | BEDROOMS 3 & 4 | 640 | 0.5 | ECM | 1/2 | 208 | 1 | 60 | 74 | 61.7 | 51.6 | 50.7 | 3.9 | 4 | 44 | 54 | 4 | 150 | 19.8 | 15.8 | 70 | 116.9 | 2.3 | 11.2 | 174 | 144 | 33.5 | MPY10 |
| FCU-91-1 | MEDIA RM & LIBRARY | 1020 | 0.75 | ECM | 1/2 | 208 | 1 | 60 | 74 | 61.7 | 53.2 | 52.2 | 5.4 | 1.1 | 44 | 54 | 4 | 150 | 27.4 | 23.3 | 70 | 112.1 | 3.2 | 3.6 | 174 | 144 | 47.6 | MGY14 |
| FCU-91-2 | GRAND GALLERY | 1020 | 0.75 | ECM | 1/2 | 208 | 1 | 60 | 74 | 61.7 | 53.2 | 52.2 | 5.4 | 1.1 | 44 | 54 | 4 | 150 | 27.4 | 23.3 | 70 | 112.1 | 3.2 | 3.6 | 174 | 144 | 47.6 | MGY14 |
| FCU-91-3 | DINING ROOM | 1450 | 0.5 | ECM | 1 | 208 | 1 | 60 | 74 | 61.7 | 53.1 | 52 | 7.9 | 1.5 | 44 | 54 | 4 | 150 | 39.8 | 33.4 | 70 | 108.8 | 4.2 | 5.8 | 174 | 144 | 62.6 | MGY20 |
| FCU-91-4 | FAMILY RM & KITCHEN | 1180 | 0.75 | ECM | 1 | 208 | 1 | 60 | 74 | 61.7 | 53.2 | 52.2 | 6.3 | 1.6 | 44 | 54 | 4 | 150 | 31.8 | 27.0 | 70 | 110.1 | 3.6 | 11.2 | 174 | 144 | 52.7 | MGY16 |
| FCU-91-5 | GUEST RM & STAFF RM | 1180 | 0.75 | ECM | 1 | 208 | 1 | 60 | 74 | 61.7 | 53.2 | 52.2 | 6.3 | 1.6 | 44 | 54 | 4 | 150 | 31.8 | 27.0 | 70 | 110.1 | 3.6 | 11.2 | 174 | 144 | 52.7 | MGY16 |
| FCU-92-1 | STAIR & LANDING | 640 | 0.5 | ECM | 1/2 | 208 | 1 | 60 | 74 | 61.7 | 51.6 | 50.7 | 3.9 | 4 | 44 | 54 | 4 | 150 | 19.8 | 15.8 | 70 | 116.9 | 2.3 | 11.2 | 174 | 144 | 33.5 | MPY10 |
| FCU-92-2 | NORTH SITTING RM & MASTER BATH | 1020 | 0.75 | ECM | 1/2 | 208 | 1 | 60 | 74 | 61.7 | 53.2 | 52.2 | 5.4 | 1.1 | 44 | 54 | 4 | 150 | 27.4 | 23.3 | 70 | 112.1 | 3.2 | 3.6 | 174 | 144 | 47.6 | MGY14 |
| FCU-92-3 | MASTER SUITE | 1020 | 0.75 | ECM | 1/2 | 208 | 1 | 60 | 74 | 61.7 | 53.2 | 52.2 | 5.4 | 1.1 | 44 | 54 | 4 | 150 | 27.4 | 23.3 | 70 | 112.1 | 3.2 | 3.6 | 174 | 144 | 47.6 | MGY14 |
| FCU-92-4 | SOUTH SITTING RM/GYM | 640 | 0.5 | ECM | 1/2 | 208 | 1 | 60 | 74 | 61.7 | 51.6 | 50.7 | 3.9 | 4 | 44 | 54 | 4 | 150 | 19.8 | 15.8 | 70 | 116.9 | 2.3 | 11.2 | 174 | 144 | 33.5 | MPY10 |
| FCU-92-5 | BEDROOMS 4 & 5 | 1450 | 0.75 | ECM | 1 | 208 | 1 | 60 | 74 | 61.7 | 53.1 | 52 | 7.9 | 1.5 | 44 | 54 | 4 | 150 | 39.8 | 33.4 | 70 | 108.8 | 4.2 | 5.8 | 174 | 144 | 62.6 | MGY20 |
| FCU-92-6 | BEDROOMS 2 & 3 | 1180 | 0.75 | ECM | 1 | 208 | 1 | 60 | 74 | 61.7 | 53.2 | 52.2 | 6.3 | 1.6 | 44 | 54 | 4 | 150 | 31.8 | 27.0 | 70 | 110.1 | 3.6 | 11.2 | 174 | 144 | 52.7 | MGY16 |
| FCU-93-1 | STAIR | 1450 | 0.75 | ECM | 1 | 208 | 1 | 60 | 74 | 61.7 | 53.1 | 50.4 | 8.8 | 3.4 | 44 | 54 | 5 | 150 | 44.6 | 33.4 | 70 | 109.1 | 4.2 | 5.6 | 174 | 144 | 61.5 | MGY20 |
| FCU-93-2 | KITCHEN | 1020 | 0.75 | ECM | 1/2 | 208 | 1 | 60 | 74 | 61.7 | 53.2 | 52.2 | 5.4 | 1.1 | 44 | 54 | 4 | 150 | 27.4 | 23.3 | 70 | 112.1 | 3.2 | 3.6 | 174 | 144 | 47.6 | MGY14 |
| FCU-93-3 | GYM & STORAGE | 1450 | 0.75 | ECM | 1 | 208 | 1 | 60 | 74 | 61.7 | 50.4 | 50.4 | 8.8 | 3.4 | 44 | 54 | 5 | 150 | 39.8 | 33.4 | 70 | 109.1 | 4.2 | 5.8 | 174 | 144 | 61.5 | MGY20 |
| FCU-93-4 | SOUTH HALLWAY | 177 | 0.25 | ECM | 1/2 | 208 | 1 | 60 | 74 | 61.7 | 53 | 51.7 | 1 | 0.2 | 44 | 54 | 4 | 150 | 5.0 | 4.08 | 70 | 105.4 | 0.5 | 0.2 | 174 | 144 | 7.0 | CPY03 |
| FCU-93-5 | NORTH HALLWAY | 975 | 0.25 | ECM | 1/2 | 208 | 1 | 60 | 74 | 61.7 | 53.3 | 53.3 | 4.7 | 7.1 | 44 | 54 | 4 | 150 | 23.4 | 20.4 | 70 | 101.1 | 2.3 | 7.1 | 174 | 144 | 33.7 | HPY12 |

NOTES:
1. CONTRACTOR TO COORDINATE COIL CONNECTIONS AND LOCATIONS, FAN ROTATION AND SUPPLY AND RETURN AIR CONFIGURATION WITH MANUFACTURER OF EQUIPMENT.

PROVIDE THE FOLLOWING OPTIONS:
1. UNIT AND ALL VALVING (2-WAY, 150 PSI) AND PIPING WITHIN VALVE PACKAGE.
2. 4 PIPE HEAT AND COOL.
3. UNIT TO BE PROVIDED WITH SIDE SUPPORT CLIPS LOCATED NEAR THE BOTTOM.
4. PIPING CONNECTIONS, CONTROL AND POWER CONNECTIONS TO ALL BE LOCATED ON ONE SIDE.
5. LEAK DETECTOR TO COME WIRED FROM FACTORY TO SHUT DOWN FCU UNIT AND IS LOCATED IN PIPING DRIP PAN.
6. DISCONNECT SWITCH TO BE INSTALLED AT THE FACTORY.

NOTES (CONT.)
CONTRACTOR TO PROVIDE THE FOLLOWING:
7. VIBRATION ISOLATORS AND HANGERS.
8. PROVIDE PRESSURE GAUGES AND STARTERS.
9. PROVIDE STANDARD 24-VOLT 7-DAY PROGRAMMABLE THERMOSTAT BY IEC. INCLUDE ALL LOW VOLTAGE WIRIBG.

# FAN POWERED TERMINAL UNIT SCHEDULE

| NAME | No. | LOCATION | FAN SIZE | INLET SIZE | INDUCTION OPENING HEIGHT | INDUCTION OPENING WIDTH | DISCHARGE WIDTH | DISCHARGE HEIGHT | PERFORMANCE DATA PRIMARY CFM | MINIMUM AIR FLOW | FAN DATA FAN AIR FLOW | SP (IN. W.G.) | MOTOR DATA MOTOR HP | FLA | ELECTRICAL DATA VOLTS | PHASE | HZ | HOT WATER HEATING COIL BTU/H | # OF ROWS | GPM | EWT (°F) | LWT (°F) | EAT (°F) | LAT (°F) | % GLYCOL | P.D. (FT. H2O) | SOUND LEVELS RAD NC | DIS NC | MANUFACTURER | MODEL No. |
|---|---|---|---|---|---|---|---|---|---|---|---|---|---|---|---|---|---|---|---|---|---|---|---|---|---|---|---|---|---|---|
| FPB | 8-3 | 8TH FLOOR | 10 | 9 7/8" | 17 | 16 | 1' - 8" | 1' - 5 1/2" | 900 | 270 | 900 | 0.50 | 0.50 | 4 | 277 | 1 | 60 | 30900 | 1 | 2.1 | 180 | 150 | 55 | 94 | 0 | 0.33 | 34 | 22 | Anemostat | QSTW |
| FPB | 8-4 | 8TH FLOOR | 10 | 9 7/8" | 17 | 16 | 1' - 8" | 1' - 5 1/2" | 1000 | 300 | 1000 | 0.50 | 0.50 | 4 | 277 | 1 | 60 | 30900 | 1 | 2.1 | 180 | 150 | 55 | 94 | 0 | 0.33 | 34 | 22 | Anemostat | QSTW |
| FPB | 8-5A | 8TH FLOOR | 12 | 11 7/8" | 21 | 18 | 2' - 0" | 1' - 5 1/2" | 1300 | 390 | 1300 | 0.50 | 0.75 | 4 | 277 | 1 | 60 | 41500 | 1 | 2.8 | 180 | 150 | 55 | 92 | 0 | 0.60 | 32 | 22 | Anemostat | QSTW |
| FPB | 8-5B | 8TH FLOOR | 10 | 9 7/8" | 17 | 16 | 1' - 8" | 1' - 5 1/2" | 1300 | 390 | 1300 | 0.50 | 0.75 | 4 | 277 | 1 | 60 | 41500 | 1 | 2.8 | 180 | 150 | 55 | 92 | 0 | 0.60 | 32 | 22 | Anemostat | QSTW |
| FPB | 8-6 | 9TH FLOOR MEP | 12 | 11 7/8" | 21 | 18 | 2' - 0" | 1' - 5 1/2" | 1580 | 474 | 1580 | 0.50 | 0.75 | 4 | 277 | 1 | 60 | 44500 | 1 | 3.0 | 180 | 150 | 55 | 91 | 0 | 0.68 | 34 | 25 | Anemostat | QSTW |
| FPB | 8-7 | 8TH FLOOR | 12 | 11 7/8" | 21 | 18 | 2' - 0" | 1' - 5 1/2" | 1580 | 474 | 1580 | 0.50 | 0.75 | 4 | 277 | 1 | 60 | 44500 | 1 | 3.0 | 180 | 150 | 55 | 91 | 0 | 0.68 | 34 | 25 | Anemostat | QSTW |
| FPB | 8-9A | 8TH FLOOR | 10 | 9 7/8" | 17 | 16 | 1' - 8" | 1' - 5 1/2" | 1000 | 300 | 1000 | 0.50 | 0.50 | 4 | 277 | 1 | 60 | 30900 | 1 | 2.1 | 180 | 150 | 55 | 94 | 0 | 0.33 | 34 | 22 | Anemostat | QSTW |
| FPB | 10-1 | 10TH FLOOR | 8 | 7 7/8" | 12 | 16 | 1' - 8" | 1' - 5 1/2" | 675 | 203 | 675 | 0.50 | 0.25 | 3 | 277 | 1 | 60 | 24600 | 1 | 1.7 | 180 | 150 | 55 | 99 | 0 | 0.22 | 31 | 20 | Anemostat | QSTW |
| FPB | 10-2 | 10TH FLOOR | 8 | 7 7/8" | 12 | 16 | 1' - 8" | 1' - 5 1/2" | 675 | 203 | 675 | 0.50 | 0.25 | 3 | 277 | 1 | 60 | 24600 | 1 | 1.7 | 180 | 150 | 55 | 99 | 0 | 0.22 | 31 | 20 | Anemostat | QSTW |

# VERTICAL STACK HEAT PUMP SCHEDULE

| UNIT NO. | LOCATION | SERVICE | FAN DATA CFM | ESP (IN. WG) | MHP | COOLING CAPACITY EDB (°F) | EWB (°F) | LDB (°F) | LWB (°F) | TOTAL (MBH) | SENSIBLE (MBH) | WATER GPM | EWT (°F) | LWT (°F) | WPD FT. WC | EER/COP (ARI/ISO) | HEAT PUMP HEATING CAPACITY (MBH) | AIR EAT (°F) | LAT (°F) | WATER EWT (°F) | LWT (°F) | ELECTRICAL DATA VOLTS | PH | HZ | FLA | MCA | DESIGN PRESS. (PSIG) | MANUFACTURER MODEL NUMBER |
|---|---|---|---|---|---|---|---|---|---|---|---|---|---|---|---|---|---|---|---|---|---|---|---|---|---|---|---|---|
| RVSAC-*-A | SEE PLANS | STUDIO APT. | 1100 | 0.40 | 0.5 | 74.0 | 62 | 61.4 | 50.1 | 36.32 | 21.66 | 13.5 | 87 | 101 | 2.5 | 14.6/5.0 | 45.2 | 72 | 104 | 70 | 59 | 208 | 1 | 60 | 18.8 | 22.3 | 300 | TSM-036-ECM-SC CLIMATEMASTER |

# HEATING COIL SCHEDULE (HOT WATER GLYCOL)

| UNIT | NO. | LEVEL | AIR CFM | SENSIBLE MBH | EDB (ºF) | LDB (ºF) | AIR P.D. (IN W.G.) | WATER (40% PROPYLENE GLYCOL) TOTAL GPM | PD (FT.) | EWT (ºF) | LWT (ºF) | TOTAL COIL FACE AREA (SQ. FT.) | ROWS DEEP | ARRANGEMENT FIN HEIGHT | FIN LENGTH | MANUFACTURER | MODEL |
|---|---|---|---|---|---|---|---|---|---|---|---|---|---|---|---|---|---|
| HWC | 6-1 | 6TH FLOOR MEP | 1000 | 65.1 | 10 °F | 70 °F | 0.25 psi | 5 | 5.70 psi | 177 °F | 147 °F | 2 SF | 2 | 1' - 0" | 1' - 6" | TEMTROL | 4WC-10-12.5X18X2-10AL |
| HWC | 6-2 | 6TH FLOOR MEP | 3900 | 267.5 | 10 °F | 70 °F | 0.38 psi | 19 | 8.70 psi | 177 °F | 147 °F | 5 SF | 2 | 1' - 10 1/2" | 2' - 8" | TEMTROL | 4WC-6-22.5X32X2-12AL |
| HWC | 6-3 | 6TH FLOOR MEP | 3600 | 232.7 | 10 °F | 70 °F | 0.37 psi | 17 | 3.50 psi | 177 °F | 147 °F | 5 SF | 2 | 1' - 8" | 2' - 10" | TEMTROL | 4WC-4-20X34X2-12AL |
| HWC | 7-1 | 7TH FLOOR MEP | 5000 | 332.2 | 10 °F | 71 °F | 0.37 psi | 24 | 4.40 psi | 177 °F | 147 °F | 7 SF | 2 | 2' - 3" | 3' - 2" | TEMTROL | 4WC-4-25X38X2-12AL |
| HWC | 7-2 | 7TH FLOOR MEP | 3500 | 232.7 | 10 °F | 70 °F | 0.37 psi | 17 | 3.50 psi | 177 °F | 147 °F | 5 SF | 2 | 1' - 8" | 2' - 10" | TEMTROL | 4WC-4-20X34X2-12AL |
| HWC | 7-3 | 7TH FLOOR MEP | 1800 | 119.7 | 10 °F | 71 °F | 0.30 psi | 9 | 2.20 psi | 177 °F | 147 °F | 3 SF | 2 | 1' - 5 1/2" | 1' - 10" | TEMTROL | 4WC-6-17.5X22X2-12AL |

FILE NAME:
PLOT DATE: 10/19/2016 5:41:29 PM

KEY PLAN:
PROJECT 865, WEST 58TH ST, WEST 57TH ST, 8TH AVE, BROADWAY, 7TH AVE

PROJECT NORTH | TRUE NORTH


DEVELOPER:
***EXTELL DEVELOPMENT COMPANY***
805 THIRD AVENUE, 7TH FLOOR
New York, NY 10022 USA
TEL: 212 712 6000 FAX: 212 712 6100

DESIGN ARCHITECT: Base Building Shell & Core
***ADRIAN SMITH + GORDON GILL ARCHITECTURE***
111 WEST MONROE STREET SUITE 2300
CHICAGO IL 60603
TEL: 312 920 1888 FAX: 312 920 1775

INTERIOR DESIGNER: Residential
***Rottet Architecture and Design Studio, PLLC***
298 Fifth Ave, 7th Floor
New York, NY 10001
TEL: 646 998 7000 FAX:

ARCHITECT OF RECORD:Base Building Shell, Core, & Residential
***AAI ARCHITECTS, P.C.***
401 Wellington St. W., 3rd Floor
Toronto, ON M5V 1E7 Canada
TEL: 416 967 1500 FAX: 416 967 7150

STRUCTURAL ENGINEERS:
***WSP CANTOR SEINUK***
228 EAST 45th Street
New York, NY 10017 USA
TEL: 212 687 9888 FAX: 646 487 5501

MEP ENGINEERS:
***AKF GROUP***
One Liberty Plaza, 165 Broadway, 22nd Floor
New York, NY 10006 USA
TEL: 212 354 5656 FAX: 212 354 5668

GEOTECHNICAL ENGINEERS:
***Langan Engineering & Environmental Services***
21 Penn Plaza - 360 West 31st Street, 8th Floor
New York, NY 10001-2727
TEL: 212 479 5400 FAX: 212 479 5444

CODE CONSULTANTS:
***Construction Consulting Associates***
100 Church Street
New York, NY 10007
TEL: 212 385 1818 FAX: 212 385 1911

CURTAINWALL CONSULTANT:
***AJLP Consulting***
40 Worth Street. Suite 826
New York, NY 10013
TEL: 212 757 5659 FAX: 646 219 8508

LANDMARK/PRESERVATION CONSULTANT:
***Jan Hird Pokorny Associates, Inc.***
39 West 37th Street, 12A
New York, NY 10018
TEL: 212 759 6462 FAX: 212 759 6540


| No. | DESCRIPTION | DATE |
|---|---|---|
| 1 | DOB SUBMISSION | 19 DEC 2014 |
| 2 | CD PROGRESS ISSUE 3 | 09 MAR 2015 |
| 3 | DOB SUBMISSION | 27 APR 2015 |
| 4 | CD PROGRESS ISSUE 4 | 01 JUN 2015 |
| 5 | CD PROGRESS ISSUE 5 | 10 AUG 2015 |
| 6 | DOB AMENDMENT 2 | 18 SEP 2015 |
| 7 | CD PROGRESS ISSUE 6 | 02 NOV 2015 |
| 8 | CD PROGRESS ISSUE 7 | 29 JAN 2016 |
| 9 | CD PROGRESS ISSUE 8 - GMP SET | 18 MAR 2016 |
| 10 | CD BULLETIN ISSUE 3 | 25 MAY 2016 |
| 11 | DOB AMENDMENT 3 | 03 OCT 2016 |

0 4' - 0" 8' - 0" 16' - 0"


Discrepancies must be reported immediately to the Architect before proceeding. Only figured dimensions are to be used. Contractors must check all dimensions on site. This drawing is protected by copyright.


ALL DIMENSIONS ARE SHOWN IN IMPERIAL.

CONSULTANT:
AKF
ONE LIBERTY PLAZA, 165 BROADWAY, 22nd FLOOR
NEW YORK, NY 10006
T: 212.354.5656 F: 212.354.5668
Arlington / Boston / Mexico City / Minneapolis / New York
Philadelphia / Princeton / Puebla / Rochester / Stamford

PROJECT:
**217 WEST 57TH STREET**
NEW YORK, NY

DRAWING TITLE:
MECHANICAL SCHEDULES

SEAL & SIGNATURE:
STATE OF NEW YORK · CHRISTOPHER C. McHUGH · No. 073130 · LICENSED PROFESSIONAL ENGINEER

DATE: 12/16/14
PROJECT No: Y130747-000
DRAWN: AZ
CHK: PHS
SCALE: As indicated
REV: 11
DWG No: **M-503.02**
DOB PAGE No: 124 of 132

DOB EMPLOYEE STAMP: | DOB B-SCAN:

| Floor | Service | Pipe Size (in) | Support Type | Load Direction | Detail No. | Support Details | | | | | |
|---|---|---|---|---|---|---|---|---|---|---|---|
| | | | | | | Spring Rate (lb/in) | Hanger Load Hot (lb) | Hanger Load Cold (lb) | Vertical Travel (in) | Manufacturer | Model / Figure No. |
| 99 | PCWS | 14 | H | Y | F-268 | 600 | 2720 | 2792 | 0.120 | Grinnell | B-26813 |
| 99-H | PCWR | 14 | H | Y | H-98 | 450 | 2462 | 2519 | 0.128 | Grinnell | B-26812 |
| 99-H | PCWS | 14 | H | Y | H-98 | 450 | 2468 | 2526 | 0.130 | Grinnell | B-26812 |
| 97 | PCWR | 14 | A | Y | KPA-60 | - | 9129 | - | 0 | Kinetics | KPA-5000 |
| 96-H | PCWS | 14 | H | Y | H-98 | 450 | 2214 | 2371 | 0.349 | Grinnell | B-26812 |
| 96-H | PCWR | 14 | H | Y | H-98 | 340 | 1714 | 1712 | -0.004 | Grinnell | B-26811 |
| 96-H | PCWR | 14 | H | Y | H-98 | 150 | 804 | 803 | -0.007 | Grinnell | B-2688 |
| 95 | PCWS | 12 | G | X-Z | GA-02 | - | <100 | <100 | - | ATS | GA18 |
| 95 | PCWR | 12 | G | X-Z | GA-02 | - | <100 | <100 | - | ATS | GA18 |
| 95-H | PCWS | 12 | H | Y | H-98 | 800 | 3500 | 3743 | 0.304 | Grinnell | B-26814 |
| 95-H | PCWS | 12 | H | Y | H-98 | 450 | 2164 | 2306 | 0.315 | Grinnell | B-26812 |
| 95-H | PCWS | 12 | H | Y | H-98 | 600 | 2678 | 2871 | 0.322 | Grinnell | B-26813 |
| 95-H | PCWS | 8 | H | Y | H-98 | 260 | 1214 | 1295 | 0.309 | Grinnell | B-26810 |
| 95-H | PCWR | 12 | H | Y | H-98 | 260 | 1241 | 1223 | -0.067 | Grinnell | B-26810 |
| 95-H | PCWR | 12 | H | Y | H-98 | 600 | 3287 | 3416 | 0.215 | Grinnell | B-26813 |
| 95-H | PCWR | 12 | H | Y | H-98 | 200 | 905 | 1006 | 0.505 | Grinnell | B-2689 |
| 95-H | PCWR | 8 | H | Y | H-98 | 260 | 1376 | 1353 | -0.090 | Grinnell | B-26810 |
| 94 | PCWR | 12 | H | Y | F-268 | 800 | 4003 | 4366 | 0.453 | Grinnell | B-26814 |
| 93 | PCWS | 12 | H | Y | F-268 | 800 | 4012 | 4214 | 0.253 | Grinnell | B-26814 |
| 93 | SHWR | 6 | G | X-Z | GA-02 | - | <100 | <100 | - | ATS | GA14 |
| 93-H | SHWR | 6 | H | Y | GA-02 | 42 | 439 | 484 | 1.073 | Grinnell | 98 6 |
| 93-H | SHWS | 6 | H | Y | H-98 | 84 | 408 | 486 | 0.935 | Grinnell | B-2686 |
| 90 | PCWR | 12 | G | X-Z | GA-02 | - | <100 | <100 | - | ATS | GA18 |
| 90 | SHWS | 6 | G | X-Z | GA-02 | - | <100 | <100 | - | ATS | GA12 |
| 89 | PCWS | 12 | G | X-Z | GA-02 | - | <100 | <100 | - | ATS | GA18 |
| 89 | SHWR | 6 | G | X-Z | GA-02 | - | <100 | <100 | - | ATS | GA14 |
| 88 | PCWR | 12 | G | X-Z | GA-02 | - | <100 | <100 | - | ATS | GA18 |
| 88 | SHWS | 6 | H | Y | F-268 | 260 | 1346 | 1463 | 0.451 | Grinnell | B-26810 |
| 87 | PCWS | 12 | G | X-Z | GA-02 | - | <100 | <100 | - | ATS | GA18 |
| 87 | SHWR | 6 | H | Y | F-268 | 340 | 1582 | 1735 | 0.451 | Grinnell | B-26811 |
| 86 | PCWR | 12 | H | Y | F-268 | 800 | 4240 | 4407 | 0.209 | Grinnell | B-26814 |
| 86 | SHWS | 6 | G | X-Z | GA-02 | - | <100 | <100 | - | ATS | GA12 |
| 86 | PCWS | 12 | H | Y | F-268 | 800 | 4159 | 4255 | 0.119 | Grinnell | B-26814 |
| 86 | SHWR | 6 | G | X-Z | GA-02 | - | <100 | <100 | - | ATS | GA14 |
| 85 | PCWR | 12 | G | X-Z | GA-02 | - | <100 | <100 | - | ATS | GA18 |
| 85 | SHWS | 6 | A | Y | KPA-60 | - | 2389 | - | 0 | Kinetics | KPA-2500 |
| 84 | PCWS | 12 | G | X-Z | GA-02 | - | <100 | <100 | - | ATS | GA18 |
| 84 | SHWR | 6 | A | Y | KPA-60 | - | 2335 | - | 0 | Kinetics | KPA-2500 |
| 83 | PCWR | 12 | G | X-Z | GA-02 | - | <100 | <100 | - | ATS | GA18 |
| 83 | SHWS | 6 | G | X-Z | GA-02 | - | <100 | <100 | - | ATS | GA-12 |
| 82 | PCWS | 12 | G | X-Z | GA-02 | - | <100 | <100 | - | ATS | GA18 |
| 82 | SHWR | 6 | G | X-Z | GA-02 | - | <100 | <100 | - | ATS | GA14 |
| 81 | PCWR | 12 | A | Y | KPA-60 | - | 9945 | - | 0 | Kinetics | KPA-5000 |
| 81 | SHWS | 6 | H | Y | F-268 | 200 | 1069 | 979 | -0.451 | Grinnell | B-2689 |
| 80 | PCWS | 12 | A | Y | KPA-60 | - | 6183 | - | 0 | Kinetics | KPA-5000 |
| 80 | SHWR | 6 | H | Y | F-268 | 200 | 1069 | 979 | -0.451 | Grinnell | B-2689 |
| 79 | PCWR | 12 | G | X-Z | GA-02 | - | <100 | <100 | - | ATS | GA18 |
| 79 | SHWS | 6 | G | X-Z | GA-02 | - | <100 | <100 | - | ATS | GA12 |
| 78 | PCWS | 12 | G | X-Z | GA-02 | - | <100 | <100 | - | ATS | GA18 |
| 78 | SHWR | 6 | G | X-Z | GA-02 | - | <100 | <100 | - | ATS | GA14 |
| 77 | PCWR | 12 | G | X-Z | GA-02 | - | <100 | <100 | - | ATS | GA18 |
| 77 | SHWS | 6 | G | X-Z | GA-02 | - | <100 | <100 | - | ATS | GA12 |
| 76 | PCWS | 12 | H | Y | F-268 | 800 | 3345 | 3285 | -0.074 | Grinnell | B-26814 |
| 76 | SHWR | 6 | G | X-Z | GA-02 | - | <100 | <100 | - | ATS | GA14 |
| 75 | PCWR | 12 | H | Y | F-268 | 800 | 4079 | 3911 | -0.210 | Grinnell | B-26814 |
| 75 | SHWS | 6 | H | Y | F-268 | 340 | 2040 | 1656 | -1.127 | Grinnell | B-26811 |
| 74 | PCWS | 12 | G | X-Z | GA-02 | - | <100 | <100 | - | ATS | GA18 |
| 74 | SHWR | 6 | H | Y | F-268 | 340 | 1834 | 1451 | -1.127 | Grinnell | B-26811 |
| 73 | PCWR | 12 | G | X-Z | GA-02 | - | <100 | <100 | - | ATS | GA18 |
| 73 | SHWS | 6 | G | X-Z | GA-02 | - | <100 | <100 | - | ATS | GA12 |
| 72 | PCWS | 12 | G | X-Z | GA-02 | - | <100 | <100 | - | ATS | GA18 |
| 72 | SHWR | 6 | G | X-Z | GA-02 | - | <100 | <100 | - | ATS | GA14 |
| 71 | PCWR | 12 | G | X-Z | GA-02 | - | <100 | <100 | - | ATS | GA18 |
| 71 | SHWS | 6 | G | X-Z | GA-02 | - | <100 | <100 | - | ATS | GA12 |
| 70 | PCWS | 12 | H | Y | F-268 | 600 | 3156 | 3042 | -0.19 | Grinnell | B-26813 |
| 70 | SHWR | 6 | G | X-Z | GA-02 | - | <100 | <100 | - | ATS | GA14 |
| 68 | PCWR | 12 | H | Y | F-268 | 450 | 2410 | 2213 | -0.436 | Grinnell | B-26812 |
| 68 | SHWS | 6 | G | X-Z | GA-02 | - | <100 | <100 | - | ATS | GA12 |
| 67 | PCWR | 10 | H | Y | F-268 | 450 | 2247 | 2215 | -0.514 | Grinnell | B-26812 |
| 67 | PCWS | 10 | G | X-Z | GA-02 | - | <100 | <100 | - | ATS | GA16 |
| 67 | PHWR | 5 | G | X-Z | GA-02 | - | <100 | <100 | - | ATS | GA10 |
| 67 | PHWS | 5 | G | X-Z | GA-02 | - | <100 | <100 | - | ATS | GA10 |
| 67-H | PHWR | 6 | H | Y | H-98 | 42 | 349 | 399 | 1.192 | Grinnell | 98 6 |
| 67-H | PHWS | 6 | H | Y | H-98 | 42 | 346 | 401 | 1.304 | Grinnell | 98 6 |
| 67-H | PHWR | 8 | H | Y | H-98 | 56 | 541 | 613 | 1.29 | Grinnell | 98 7 |
| 67-H | PHWS | 8 | H | Y | H-98 | 56 | 540 | 619 | 1.402 | Grinnell | 98 7 |
| 67-H | PHWR | 8 | H | Y | H-98 | 42 | 341 | 395 | 1.282 | Grinnell | 98 6 |
| 67-H | PHWS | 8 | H | Y | H-98 | 42 | 348 | 406 | 1.395 | Grinnell | 98 6 |
| 67-H | PCWS | 8 | H | Y | H-98 | 150 | 655 | 661 | 0.042 | Grinnell | B-2688 |
| 67-H | PCWR | 8 | H | Y | H-98 | 112 | 585 | 531 | -0.480 | Grinnell | B-2687 |
| 67-H | SHWR | 6 | H | Y | H-98 | 31 | 287 | 233 | -1.761 | Grinnell | 98 5 |
| 67-H | SHWS | 6 | H | Y | H-98 | 31 | 329 | 271 | -1.874 | Grinnell | 98 5 |
| 66 | PCWS | 10 | A | Y | KPA-60 | - | 9358 | - | 0 | Kinetics | KPA-5000 |
| 66 | PHWR | 5 | G | X-Z | GA-02 | - | <100 | <100 | - | ATS | GA10 |
| 65 | PCWR | 10 | G | X-Z | GA-02 | - | <100 | <100 | - | ATS | GA16 |
| 65 | PHWS | 5 | G | X-Z | GA-02 | - | <100 | <100 | - | ATS | GA10 |
| 64 | PCWS | 10 | G | X-Z | GA-02 | - | <100 | <100 | - | ATS | GA16 |
| 64 | PHWR | 5 | H | Y | F-268 | 340 | 1437 | 1667 | 0.676 | Grinnell | B-26811 |
| 63 | PCWR | 10 | H | Y | F-268 | 600 | 2544 | 2147 | -0.663 | Grinnell | B-26813 |
| 63 | PHWS | 5 | H | Y | F-268 | 340 | 1595 | 1825 | 0.676 | Grinnell | B-26811 |
| 62 | PCWS | 10 | H | Y | F-268 | 800 | 3973 | 3910 | -0.079 | Grinnell | B-26814 |
| 62 | PHWR | 5 | G | X-Z | GA-02 | - | <100 | <100 | - | ATS | GA10 |
| 61 | PCWR | 10 | G | X-Z | GA-02 | - | <100 | <100 | - | ATS | GA16 |
| 61 | PHWS | 5 | G | X-Z | GA-02 | - | <100 | <100 | - | ATS | GA10 |
| 60 | PCWS | 10 | G | X-Z | GA-02 | - | <100 | <100 | - | ATS | GA16 |
| 60 | PHWR | 5 | G | X-Z | GA-02 | - | <100 | <100 | - | ATS | GA10 |
| 59 | PCWR | 10 | G | X-Z | GA-02 | - | <100 | <100 | - | ATS | GA16 |
| 59 | PHWS | 5 | G | X-Z | GA-02 | - | <100 | <100 | - | ATS | GA10 |
| 58 | PCWS | 10 | H | Y | F-268 | 450 | 1987 | 1915 | -0.159 | Grinnell | B-26812 |
| 58 | PHWR | 5 | A | Y | F-268 | - | 1906 | - | 0 | Kinetics | KPA-2500 |
| 57 | PCWR | 10 | H | Y | F-268 | 600 | 2980 | 2457 | -0.872 | Grinnell | B-26813 |
| 57 | PHWS | 5 | A | Y | KPA-60 | - | 1908 | - | 0 | Kinetics | KPA-2500 |
| 56 | PCWS | 10 | G | X-Z | GA-02 | - | <100 | <100 | - | ATS | GA16 |
| 56 | PHWR | 5 | G | X-Z | GA-02 | - | <100 | <100 | - | ATS | GA10 |
| 55 | PCWR | 10 | G | X-Z | GA-02 | - | <100 | <100 | - | ATS | GA16 |
| 55 | PHWS | 5 | G | X-Z | GA-02 | - | <100 | <100 | - | ATS | GA10 |
| 54 | PCWS | 10 | H | Y | F-268 | 450 | 1987 | 1879 | -0.238 | Grinnell | B-26812 |
| 54 | PHWR | 5 | G | X-Z | GA-02 | - | <100 | <100 | - | ATS | GA10 |
| 53 | PCWR | 10 | G | X-Z | GA-02 | - | <100 | <100 | - | ATS | GA16 |
| 53 | PHWS | 5 | G | X-Z | GA-02 | - | <100 | <100 | - | ATS | GA10 |
| 52 | PCWS | 10 | G | X-Z | GA-02 | - | <100 | <100 | - | ATS | GA16 |
| 52 | PHWR | 5 | H | Y | F-268 | 260 | 1321 | 1145 | -0.676 | Grinnell | B-26810 |
| 51 | PCWR | 10 | H | Y | F-268 | 450 | 2483 | 1996 | -1.082 | Grinnell | B-26812 |
| 51 | PHWS | 5 | H | Y | F-268 | 260 | 1174 | 998 | -0.676 | Grinnell | B-26810 |
| 50 | PCWS | 10 | H | Y | F-268 | 600 | 2889 | 2698 | -0.318 | Grinnell | B-26813 |
| 50 | PHWR | 5 | G | X-Z | GA-02 | - | <100 | <100 | - | ATS | GA10 |
| 49 | PCWR | 10 | G | X-Z | GA-02 | - | <100 | <100 | - | ATS | GA16 |
| 49 | PHWS | 5 | G | X-Z | GA-02 | - | <100 | <100 | - | ATS | GA10 |
| 48 | PCWS | 10 | G | X-Z | GA-02 | - | <100 | <100 | - | ATS | GA16 |
| 48 | PHWR | 5 | G | X-Z | GA-02 | - | <100 | <100 | - | ATS | GA10 |
| 47 | PCWR | 10 | H | Y | F-268 | 112 | 655 | 518 | -1.221 | Grinnell | B-2687 |
| 47 | PHWR | 5 | G | X-Z | GA-02 | - | <100 | <100 | - | ATS | GA10 |
| 47 | PHWS | 5 | G | X-Z | GA-02 | - | <100 | <100 | - | ATS | GA10 |
| 46 | SCWR | 10 | G | X-Z | GA-02 | - | <100 | <100 | - | ATS | GA16 |
| 46-H | PCWS | 10 | H | Y | H-98 | 200 | 908 | 832 | -0.382 | Grinnell | B-2689 |
| 46-H | PCWR | 10 | H | Y | H-98 | 450 | 2294 | 1738 | -1.236 | Grinnell | B-26812 |
| 46-H | SCWS | 10 | H | Y | H-98 | 450 | 2046 | 2152 | 0.236 | Grinnell | B-26812 |
| 46-H | SCWS | 10 | H | Y | H-98 | 200 | 1026 | 1073 | 0.236 | Grinnell | B-2689 |
| 46-H | SCWR | 10 | H | Y | H-98 | 450 | 2289 | 2491 | 0.450 | Grinnell | B-26812 |
| 46-H | SCWR | 10 | H | Y | H-98 | 200 | 1067 | 1158 | 0.452 | Grinnell | B-2689 |
| 46-H | PHWR | 5 | H | Y | H-98 | 42 | 404 | 349 | -1.303 | Grinnell | 98 6 |
| 46-H | PHWS | 5 | H | Y | H-98 | 42 | 379 | 328 | -1.206 | Grinnell | 98 6 |
| 45 | SCWS | 10 | H | Y | F-268 | 450 | 2146 | 2228 | 0.183 | Grinnell | B-26812 |

| Floor | Service | Pipe Size (in) | Support Type | Load Direction | Detail No. | Support Details | | | | | |
|---|---|---|---|---|---|---|---|---|---|---|---|
| | | | | | | Spring Rate (lb/in) | Hanger Load Hot (lb) | Hanger Load Cold (lb) | Vertical Travel (in) | Manufacturer | Model / Figure No. |
| 44 | SCWR | 10 | H | Y | F-268 | 600 | 2504 | 2697 | 0.322 | Grinnell | B-26813 |
| 43 | SCWS | 10 | G | X-Z | GA-02 | - | <100 | <100 | - | ATS | GA16 |
| 42 | SCWR | 10 | G | X-Z | GA-02 | - | <100 | <100 | - | ATS | GA16 |
| 41 | SCWS | 10 | G | X-Z | GA-02 | - | <100 | <100 | - | ATS | GA16 |
| 40 | SCWR | 10 | G | X-Z | GA-02 | - | <100 | <100 | - | ATS | GA16 |
| 39 | SCWS | 10 | H | Y | F-268 | 450 | 2290 | 2323 | 0.073 | Grinnell | B-26812 |
| 38 | SCWR | 10 | H | Y | F-268 | 450 | 2290 | 2348 | 0.129 | Grinnell | B-26812 |
| 37 | SCWS | 10 | G | X-Z | GA-02 | - | <100 | <100 | - | ATS | GA16 |
| 36 | SCWR | 10 | G | X-Z | GA-02 | - | <100 | <100 | - | ATS | GA16 |
| 35 | SCWS | 10 | A | Y | KPA-60 | - | 4113 | - | 0 | Kinetics | KPA-2500 |
| 34 | SCWR | 10 | A | Y | KPA-60 | - | 4300 | - | 0 | Kinetics | KPA-2500 |
| 33 | SCWS | 10 | G | X-Z | GA-02 | - | <100 | <100 | - | ATS | GA16 |
| 32 | SCWR | 10 | G | X-Z | GA-02 | - | <100 | <100 | - | ATS | GA16 |
| 31 | SCWS | 10 | H | Y | F-268 | 450 | 2130 | 2097 | -0.073 | Grinnell | B-26812 |
| 30 | SCWR | 10 | H | Y | F-268 | 450 | 2102 | 2044 | -0.129 | Grinnell | B-26812 |
| 29 | SCWS | 10 | G | X-Z | GA-02 | - | <100 | <100 | - | ATS | GA16 |
| 28 | SCWR | 10 | G | X-Z | GA-02 | - | <100 | <100 | - | ATS | GA16 |
| 27 | SCWS | 8 | H | Y | F-268 | 340 | 1821 | 1763 | -0.172 | Grinnell | B-26811 |
| 27 | SHWR | 8 | H | Y | F-268 | 340 | 1397 | 1621 | 0.66 | Grinnell | B-26811 |
| 27-H | SCWS | 8 | H | Y | H-98 | 200 | 931 | 902 | -0.144 | Grinnell | B-2689 |
| 27-H | SCWR | 8 | H | Y | H-98 | 200 | 940 | 896 | -0.221 | Grinnell | B-2689 |
| 27-H | SHWR | 8 | H | Y | H-98 | 200 | 833 | 999 | 0.833 | Grinnell | B-2689 |
| 27-H | SHWS | 8 | H | Y | H-98 | 200 | 832 | 1024 | 0.960 | Grinnell | B-2689 |
| 26 | SCWR | 8 | H | Y | F-268 | 340 | 1806 | 1699 | -0.313 | Grinnell | B-26811 |
| 26 | SHWS | 8 | H | Y | F-268 | 340 | 1778 | 2002 | 0.660 | Grinnell | B-26811 |
| 25 | SCWS | 8 | G | X-Z | GA-02 | - | <100 | <100 | - | ATS | GA14 |
| 25 | SHWR | 8 | G | X-Z | GA-02 | - | <100 | <100 | - | ATS | GA14 |
| 24 | SCWR | 8 | G | X-Z | GA-02 | - | <100 | <100 | - | ATS | GA14 |
| 24 | SHWS | 8 | G | X-Z | GA-02 | - | <100 | <100 | - | ATS | GA14 |
| 23 | SCWS | 8 | G | X-Z | GA-02 | - | <100 | <100 | - | ATS | GA14 |
| 23 | SHWR | 8 | G | X-Z | GA-02 | - | <100 | <100 | - | ATS | GA14 |
| 22 | SCWR | 8 | G | X-Z | GA-02 | - | <100 | <100 | - | ATS | GA14 |
| 22 | SHWS | 8 | G | X-Z | GA-02 | - | <100 | <100 | - | ATS | GA14 |
| 21 | SCWS | 8 | H | Y | F-268 | 340 | 1717 | 1620 | -0.288 | Grinnell | B-26811 |
| 21 | SHWR | 8 | A | Y | F-268 | - | 4200 | - | 0 | Kinetics | KPA-2500 |
| 20 | SCWR | 8 | H | Y | F-268 | 340 | 1663 | 1487 | -0.518 | Grinnell | B-26811 |
| 20 | SHWS | 8 | A | Y | KPA-60 | - | 3943 | - | 0 | Kinetics | KPA-2500 |
| 19 | SCWS | 8 | G | X-Z | GA-02 | - | <100 | <100 | - | ATS | GA14 |
| 19 | SHWR | 8 | G | X-Z | GA-02 | - | <100 | <100 | - | ATS | GA14 |
| 18 | SCWR | 8 | G | X-Z | GA-02 | - | <100 | <100 | - | ATS | GA14 |
| 18 | SHWS | 8 | G | X-Z | GA-02 | - | <100 | <100 | - | ATS | GA14 |
| 17 | SCWS | 8 | H | Y | F-268 | 200 | 1041 | 967 | -0.374 | Grinnell | B-2689 |
| 17 | SHWR | 8 | G | X-Z | GA-02 | - | <100 | <100 | - | ATS | GA14 |
| 16 | SCWR | 8 | H | Y | F-268 | 450 | 1991 | 1695 | -0.658 | Grinnell | B-26812 |
| 16 | SHWS | 8 | G | X-Z | GA-02 | - | <100 | <100 | - | ATS | GA14 |
| 15 | SCWS | 8 | H | Y | F-268 | 260 | 1321 | 1214 | -0.411 | Grinnell | B-26810 |
| 15 | SHWR | 8 | H | Y | F-268 | 450 | 2069 | 1755 | -0.697 | Grinnell | B-26812 |
| 14 | SCWR | 8 | G | X-Z | GA-02 | - | <100 | <100 | - | ATS | GA14 |
| 14 | SHWS | 8 | H | Y | F-268 | 340 | 1584 | 1360 | -0.660 | Grinnell | B-26811 |
| 13 | SCWS | 8 | G | X-Z | GA-02 | - | <100 | <100 | - | ATS | GA14 |
| 13 | SHWR | 8 | G | X-Z | GA-02 | - | <100 | <100 | - | ATS | GA14 |
| 12 | SCWR | 8 | G | X-Z | GA-02 | - | <100 | <100 | - | ATS | GA14 |
| 12 | SHWS | 8 | G | X-Z | GA-02 | - | <100 | <100 | - | ATS | GA14 |
| 12 | TCWS | 8 | H | Y | F-268 | 450 | 1896 | 2036 | 0.310 | Grinnell | B-26812 |
| 12 | TCWR | 8 | H | Y | F-268 | 450 | 2055 | 2214 | 0.354 | Grinnell | B-26812 |
| 12 | PHWR | 8 | A | Y | KPA-60 | - | 1964 | - | 0 | Kinetics | KPA-2500 |
| 12 | PHWS | 8 | A | Y | KPA-60 | - | 1098 | - | 0 | Kinetics | KPA-2500 |
| 12-H | SCWS | 8 | H | Y | H-98 | 112 | 621 | 568 | -0.476 | Grinnell | B-2687 |
| 12-H | SCWR | 8 | H | Y | H-98 | 112 | 633 | 543 | -0.805 | Grinnell | B-2687 |
| 12-H | TCWS | 8 | H | Y | H-98 | 150 | 651 | 706 | 0.361 | Grinnell | B-2688 |
| 12-H | TCWR | 8 | H | Y | H-98 | 150 | 651 | 711 | 0.399 | Grinnell | B-2688 |
| 12-H | SHWR | 8 | H | Y | H-98 | 150 | 779 | 622 | -1.052 | Grinnell | B-2688 |
| 12-H | PHWR | 8 | H | Y | H-98 | 200 | 939 | 968 | 0.145 | Grinnell | B-2689 |
| 12-H | SHWS | 8 | H | Y | H-98 | 200 | 939 | 755 | -0.917 | Grinnell | B-2689 |
| 12-H | PHWS | 8 | H | Y | H-98 | 200 | 833 | 862 | 0.145 | Grinnell | B-2689 |
| 10.67 | TCWS | 8 | G | X-Z | GA-02 | - | <100 | <100 | - | ATS | GA12 |
| 10.67 | TCWR | 8 | G | X-Z | GA-02 | - | <100 | <100 | - | ATS | GA12 |
| 10.67 | PHWR | 8 | G | X-Z | GA-02 | - | 300 | 300 | - | ATS | GA14 |
| 10.67 | PHWS | 8 | G | X-Z | GA-02 | - | 270 | 270 | - | ATS | GA14 |
| 10.33 | TCWS | 8 | G | X-Z | GA-02 | - | <100 | <100 | - | ATS | GA12 |
| 10.33 | TCWR | 8 | G | X-Z | GA-02 | - | <100 | <100 | - | ATS | GA12 |
| 10.33 | PHWR | 8 | G | X-Z | GA-02 | - | 301 | 301 | - | ATS | GA14 |
| 10.33 | PHWS | 8 | G | X-Z | GA-02 | - | 296 | 296 | - | ATS | GA14 |
| 10 | TCWS | 8 | A | Y | KPA-60 | - | 5684 | - | 0 | Kinetics | KPA-5000 |
| 10 | TCWR | 8 | G | X-Z | GA-02 | - | <100 | <100 | - | ATS | GA12 |
| 10 | PHWR | 8 | H | Y | F-268 | 600 | 3290 | 3564 | 0.457 | Grinnell | B-26813 |
| 10 | PHWS | 8 | H | Y | F-268 | 600 | 3532 | 3899 | 0.458 | Grinnell | B-26814 |
| 9 | TCWR | 8 | A | Y | KPA-60 | - | 5293 | - | 0 | Kinetics | KPA-5000 |
| 9-H | TCWS | 4 | H | Y | H-98 | 63 | 285 | 284 | -0.018 | Grinnell | B-2685 |
| 9-H | TCWR | 4 | H | Y | H-98 | 63 | 293 | 295 | 0.028 | Grinnell | B-2685 |
| 8 | TCWS | 8 | G | X-Z | GA-02 | - | <100 | <100 | - | ATS | GA12 |
| 8 | TCWR | 8 | G | X-Z | GA-02 | - | <100 | <100 | - | ATS | GA12 |
| 8 | PHWR | 8 | A | Y | KPA-60 | - | 3688 | - | 0 | Kinetics | KPA-2500 |
| 8 | PHWS | 8 | A | Y | KPA-60 | - | 3491 | - | 0 | Kinetics | KPA-2500 |
| 7-H | TCWS | 6 | H | Y | H-98 | 200 | 983 | 989 | 0.076 | Grinnell | B-2689 |
| 7-H | TCWS | 3 | H | Y | H-98 | 47 | 209 | 211 | 0.036 | Grinnell | B-2684 |
| 7-H | TCWS | 8 | H | Y | H-98 | 84 | 462 | 461 | -0.018 | Grinnell | B-2686 |
| 7-H | TCWR | 6 | H | Y | F-268 | 200 | 883 | 925 | 0.21 | Grinnell | B-2689 |
| 7-H | TCWR | 3 | H | Y | F-268 | 47 | 203 | 210 | 0.156 | Grinnell | B-2684 |
| 7-H | TCWR | 8 | H | Y | F-268 | 150 | 663 | 670 | 0.045 | Grinnell | B-2688 |
| 7-H | PHWR | 8 | H | Y | H-98 | 200 | 931 | 911 | -0.101 | Grinnell | B-2689 |
| 7-H | PHWS | 8 | H | Y | H-98 | 200 | 912 | 896 | -0.079 | Grinnell | B-2689 |
| 6 | TCWS | 4 | G | X-Z | GA-02 | - | <100 | <100 | - | ATS | GA08 |
| 6 | TCWR | 4 | G | X-Z | GA-02 | - | <100 | <100 | - | ATS | GA08 |
| 5 | TCWR | 4 | G | X-Z | GA-02 | - | <100 | <100 | - | ATS | GA08 |
| 5-H | TCWS | 4 | H | Y | H-98 | 150 | 796 | 795 | -0.005 | Grinnell | B-2688 |
| 5-H | TCWR | 4 | H | Y | H-98 | 200 | 875 | 899 | 0.123 | Grinnell | B-2689 |
| 4 | TCWS | 4 | A | Y | KPA-60 | - | 4901 | - | 0 | Kinetics | KPA-2500 |
| 3 | TCWR | 4 | A | Y | F-268 | - | 4799 | - | 0 | Kinetics | KPA-2500 |
| 2 | TCWS | 4 | G | X-Z | GA-02 | - | <100 | <100 | - | ATS | GA08 |
| 2 | TCWR | 4 | G | X-Z | GA-02 | - | <100 | <100 | - | ATS | GA08 |
| 1 | TCWS | 4 | G | X-Z | GA-02 | - | <100 | <100 | - | ATS | GA08 |
| 1 | TCWR | 4 | G | X-Z | GA-02 | - | <100 | <100 | - | ATS | GA08 |
| C-H | TCWS | 2.5 | H | Y | H-98 | 21 | 87 | 84 | -0.172 | Grinnell | B-2681 |
| C-H | TCWR | 2.5 | H | Y | H-98 | 15 | 84 | 82 | -0.124 | Grinnell | B-2680 |
| SC2 | TCWS | 4 | G | X-Z | GA-02 | - | <100 | <100 | - | ATS | GA08 |
| SC2 | TCWR | 4 | G | X-Z | GA-02 | - | <100 | <100 | - | ATS | GA08 |
| SC2-H | TCWS | 2.5 | H | Y | H-98 | 15 | 78 | 74 | -0.261 | Grinnell | B-2680 |
| SC2-H | TCWR | 2.5 | H | Y | H-98 | 15 | 78 | 75 | -0.213 | Grinnell | B-2680 |
| SC3-H | TCWS | 3 | H | Y | H-98 | 27 | 147 | 139 | -0.293 | Grinnell | B-2682 |
| SC3-H | TCWR | 3 | H | Y | H-98 | 27 | 146 | 139 | -0.245 | Grinnell | B-2682 |
| | | | | | | | | | | | |
| | | | | | | | | | | | |

NOTES:
1. FLOOR DESIGNATIONS WITH A '-H' SUFFIX INDICATE HORIZONTAL PIPING THAT IS HUNG FROM THE STRUCTURE ABOVE.
2. SUPPORT TYPES ARE: 'A' FOR ANCHOR. 'H' FOR SPRING HANGER. 'G' FOR PIPE GUIDE.
3. LOAD DIRECTIONS ARE: 'Y' FOR DOWNWARD LOADS. 'X-Z' FOR LATERAL OR SIDE TO SIDE LOADS.
4. SEE DRAWING SERIES M-600 FOR DETAIL NOS. 'KPA-60', 'F-268', 'H-98', AND 'GA-02'.


DEPT OF BLDGS 121328205 Job Number
ES556222961 Scan Code




KEY PLAN:

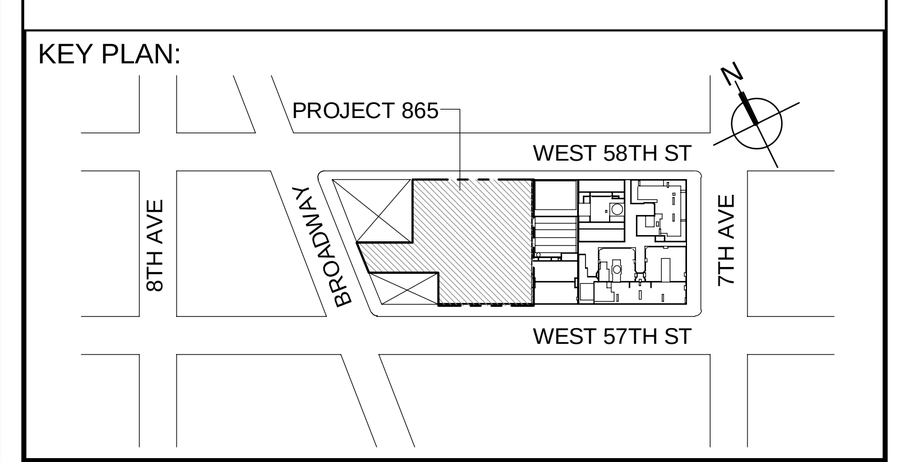


PROJECT NORTH

TRUE NORTH


DEVELOPER:
**EXTELL DEVELOPMENT COMPANY**
805 THIRD AVENUE, 7TH FLOOR
New York, NY 10022 USA
TEL: 212 712 6000 FAX: 212 712 6100

DESIGN ARCHITECT: Base Building Shell & Core
**ADRIAN SMITH + GORDON GILL ARCHITECTURE**
111 WEST MONROE STREET SUITE 2300
CHICAGO IL 60603
TEL: 312 920 1888 FAX: 312 920 1775

INTERIOR DESIGNER: Residential
**Rottet Architecture and Design Studio, PLLC**
298 Fifth Ave, 7th Floor
New York, NY 10001
TEL: 646 998 7000 FAX:

ARCHITECT OF RECORD: Base Building Shell, Core, & Residential
**AAI ARCHITECTS, P.C.**
401 Wellington St. W., 3rd Floor
Toronto, ON M5V 1E7 Canada
TEL: 416 967 1500 FAX: 416 967 7150

STRUCTURAL ENGINEERS:
**WSP CANTOR SEINUK**
228 EAST 45th Street
New York, NY 10017 USA
TEL: 212 687 9888 FAX: 646 487 5501

MEP ENGINEERS:
**AKF GROUP**
One Liberty Plaza, 165 Broadway, 22nd Floor
New York, NY 10006 USA
TEL: 212 354 5656 FAX: 212 354 5668

GEOTECHNICAL ENGINEERS:
**Langan Engineering & Environmental Services**
21 Penn Plaza - 360 West 31st Street, 8th Floor
New York, NY 10001-2727
TEL: 212 479 5400 FAX: 212 479 5444

CODE CONSULTANTS:
**Construction Consulting Associates**
100 Church Street
New York, NY 10007
TEL: 212 385 1818 FAX: 212 385 1911

CURTAINWALL CONSULTANT:
**AJLP Consulting**
40 Worth Street. Suite 826
New York, NY 10013
TEL: 212 757 5659 FAX: 646 219 8508

LANDMARK/PRESERVATION CONSULTANT:
**Jan Hird Pokorny Associates, Inc.**
39 West 37th Street, 12A
New York, NY 10018
TEL: 212 759 6462 FAX: 212 759 6540


| No. | DESCRIPTION | DATE |
|---|---|---|
| 1 | CD PROGRESS ISSUE 3 | 09 MAR 2015 |
| 2 | CD PROGRESS ISSUE 5 | 10 AUG 2015 |
| 3 | DOB AMENDMENT 2 | 18 SEP 2015 |
| 4 | CD PROGRESS ISSUE 7 | 29 JAN 2016 |
| 5 | CD PROGRESS ISSUE 8 - GMP SET | 18 MAR 2016 |
| 6 | DOB AMENDMENT 3 | 03 OCT 2016 |

0 4' - 0" 8' - 0" 16' - 0"


Discrepancies must be reported immediately to the Architect before proceeding. Only figured dimensions are to be used. Contractors must check all dimensions on site. This drawing is protected by copyright.


ALL DIMENSIONS ARE SHOWN IN IMPERIAL.


CONSULTANT: AKF
ONE LIBERTY PLAZA, 165 BROADWAY, 22nd FLOOR
NEW YORK, NY 10006
T: 212.354.5656 F: 212.354.5668
Arlington / Boston / Mexico City / Minneapolis / New York
Philadelphia / Princeton / Puebla / Rochester / Stamford


PROJECT:
**217 WEST 57TH STREET**
NEW YORK, NY

DRAWING TITLE:
MECHANICAL SCHEDULES

SEAL & SIGNATURE:




DATE: 03/13/15
PROJECT No: Y130747-000
DRAWN: AZ
CHK: PHS
SCALE: 12" = 1'-0"
REV: 6
DWG No: **M-504.02**
DOB PAGE No: 125 of 132

DOB EMPLOYEE STAMP:
DOB B-SCAN:


36" x 48" Arch E -SHEET SIZE
FILE NAME:
PLOT DATE: 10/19/2016 5:41:53 PM

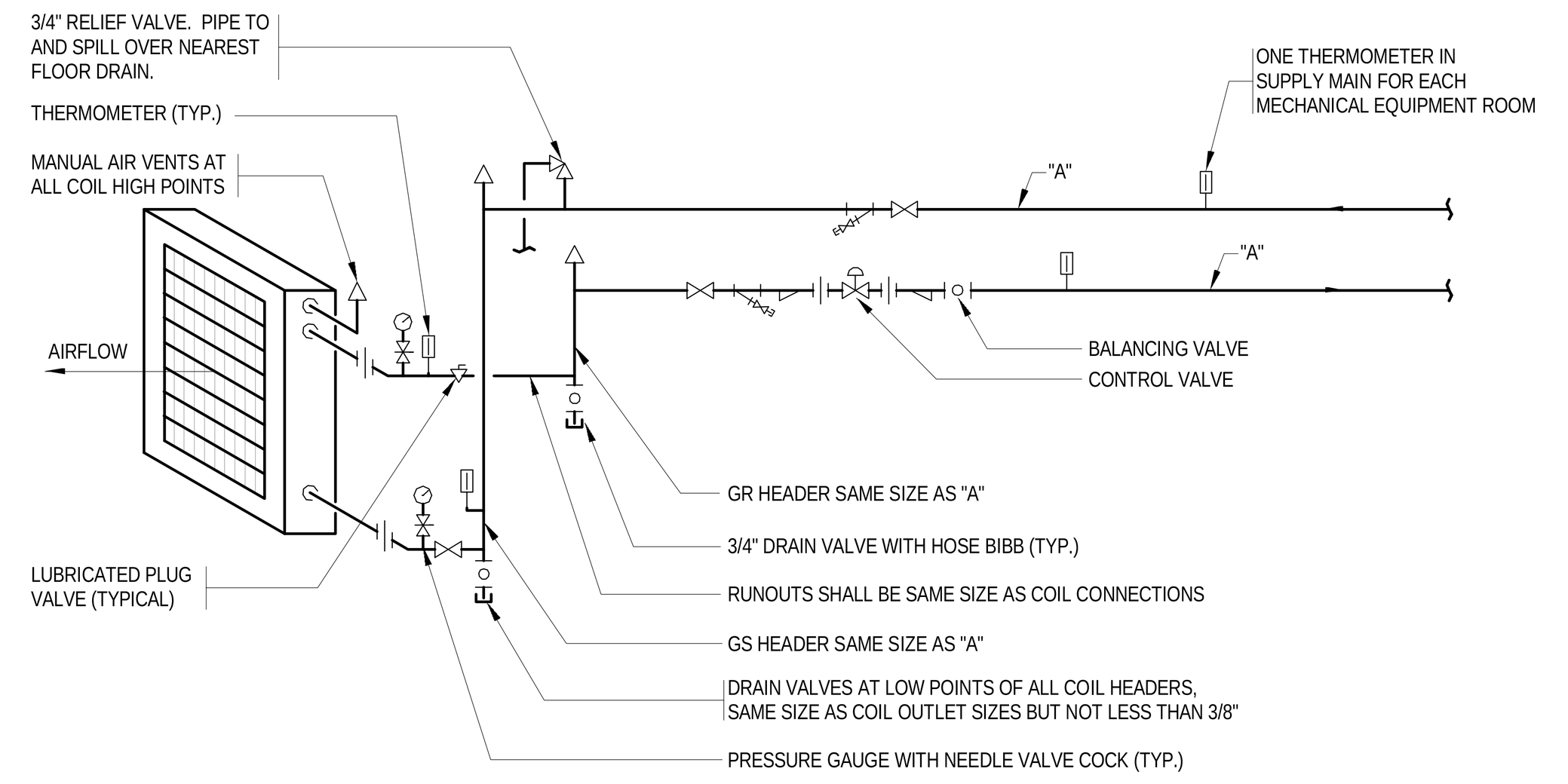


NOTES:

1. LOCATE PIPE UNIONS AND ARRANGE PIPING TO FACILITATE COIL REMOVAL.
2. PROVIDE SIMILAR ARRANGEMENT ON EACH SIDE FOR TWO SECTION WIDE COIL ASSEMBLY.
3. FOR SIZES "A" SEE PLANS AND FLOW DIAGRAMS.
4. ON LINES 2" AND SMALLER, LOCATE THERMOMETER WELL IN PIPE ELBOW.

## GLYCOL PRE-HEAT COIL CONNECTIONS ONE HIGH

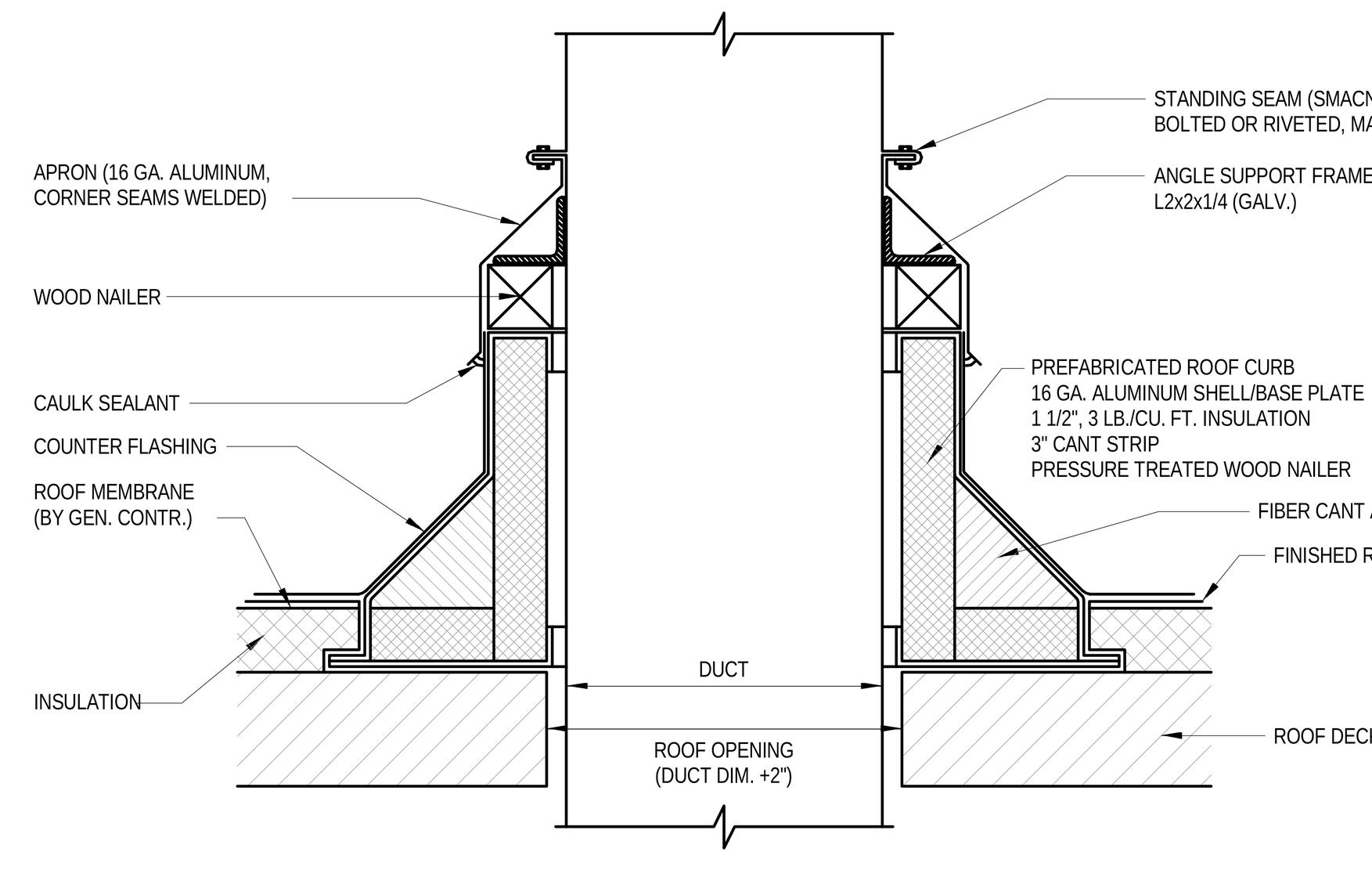


## DUCT PENETRATION THROUGH ROOF

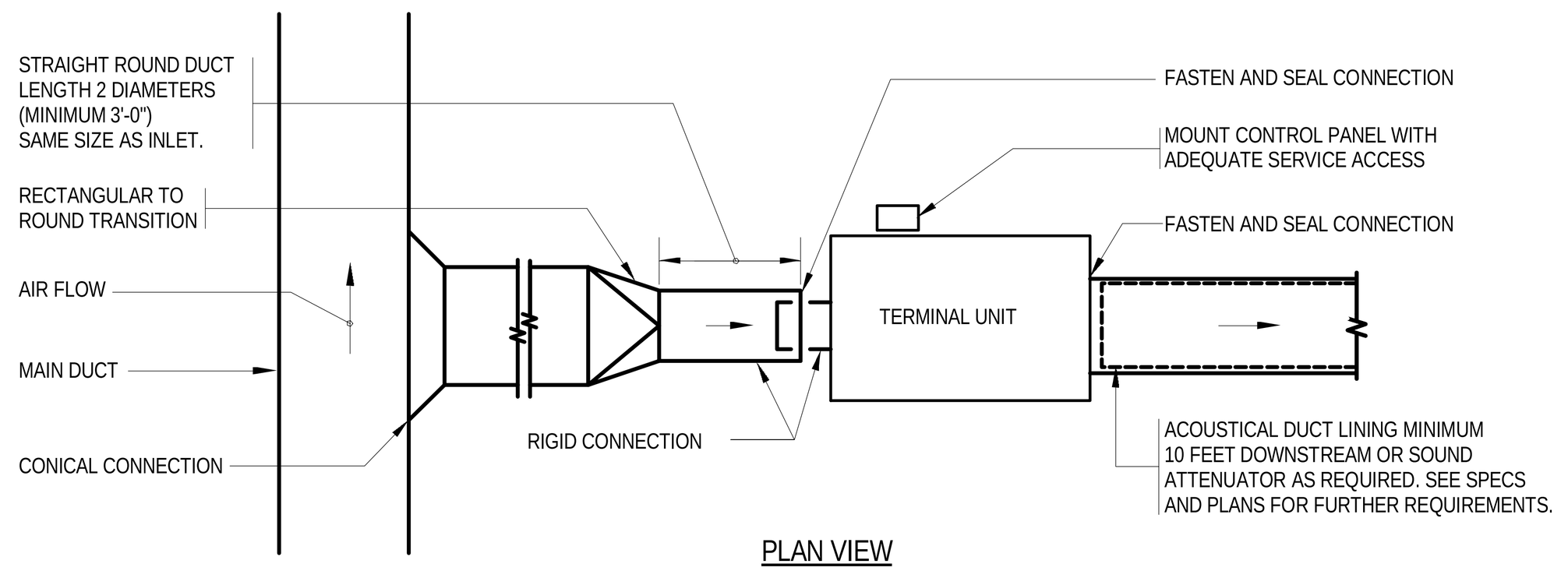


PLAN VIEW

NOTES:

1. THE OPERATION OF VARIABLE VOLUME TERMINAL UNITS ARE AFFECTED BY EXCESSIVE TURBULENCE ON THE ENTERING SIDE OF EACH TERMINAL UNIT THEREFORE, TERMINAL UNITS MUST NOT BE INSTALLED TOO CLOSE TO MAIN DUCTS, ELBOWS AND FITTINGS.
2. WHEN MINIMUM UPSTREAM STRAIGHT DUCT CONNECTION TO TERMINALS AS INDICATED ABOVE CANNOT BE MAINTAINED, PROVIDE ORIFICE PLATE, STRAIGHTENING VANES OR OTHER DEVICE AS RECOMMENDED BY TERMINAL UNIT MANUFACTURER AND SUBMIT TO ENGINEER FOR REVIEW PRIOR TO INSTALLATION.
3. MANUFACTURER OF TERMINAL UNIT SHALL PROVIDE CONTROLS ON LEFT OR RIGHT SIDE AS REQUIRED BY FIELD CONDITIONS.
4. ARRANGE ACCESS TO PERMIT EASY FIELD BALANCE AND MAINTENANCE OF TERMINAL UNIT.

## TERMINAL UNIT INSTALLATION (CAV OR VAV)

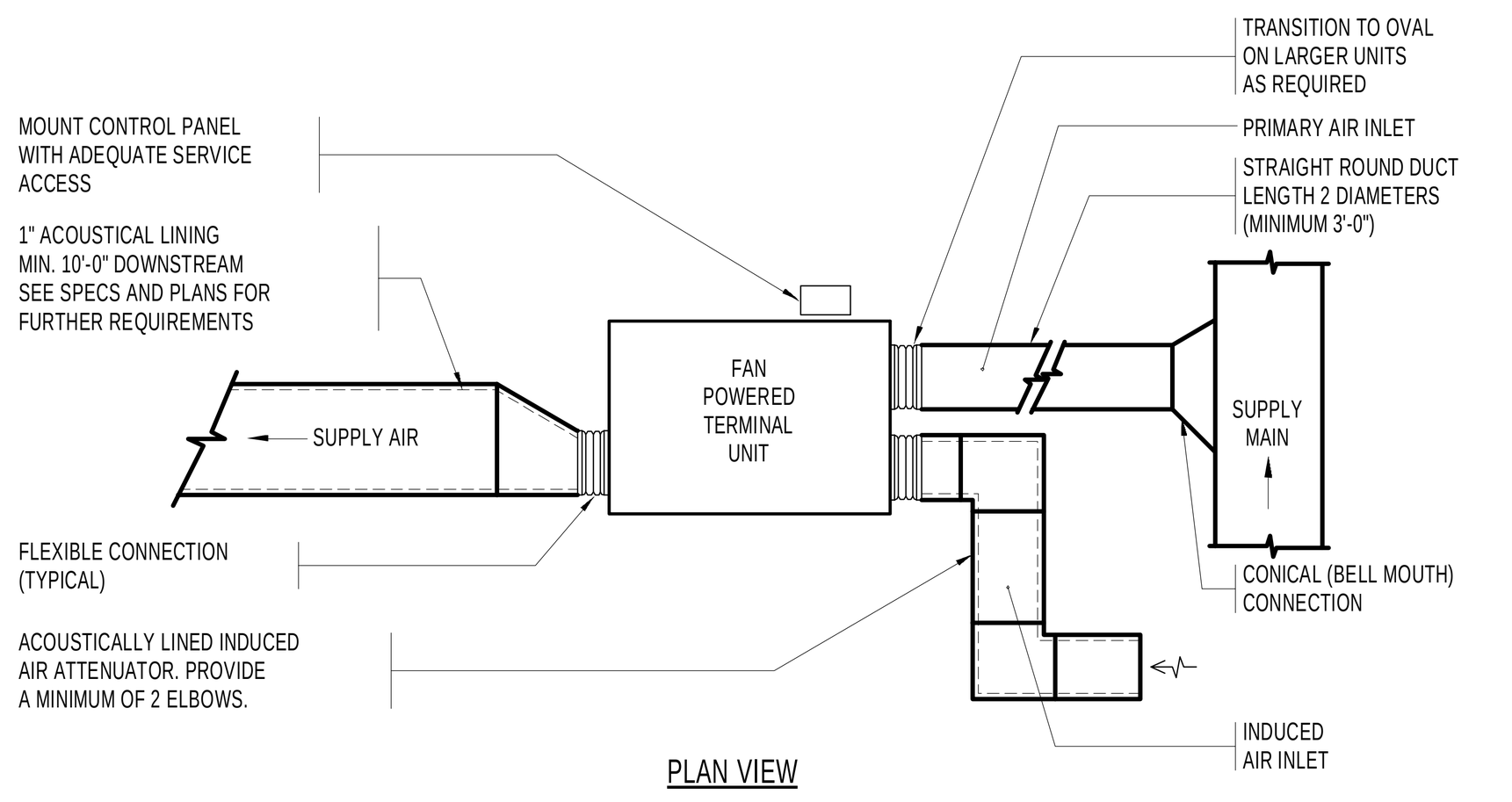


PLAN VIEW

NOTES:

1. ALL UNITS TO BE PROVIDED WITH VIBRATION ISOLATORS AND TO BE SUPPORTED FROM SLAB OR STRUCTURAL STEEL.
2. INSTALL TERMINAL UNITS CLEAR OF LIGHTS FOR ACCESS.
3. SEE HVAC EQUIPMENT HANGING DETAIL FOR SUPPORT.

## FAN POWERED TERMINAL UNIT DETAIL

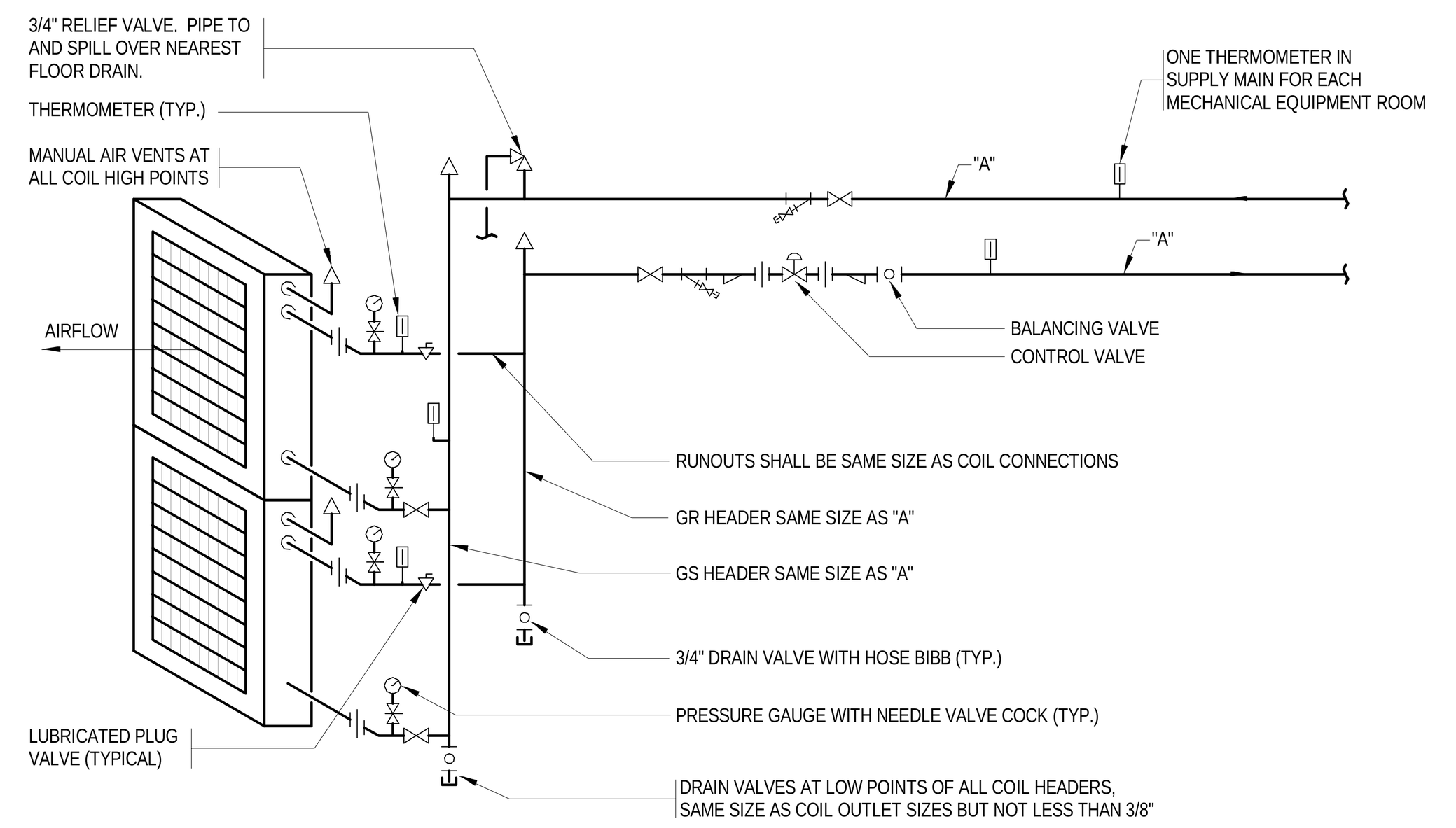


NOTES:

1. LOCATE PIPE UNIONS AND ARRANGE PIPING TO FACILITATE COIL REMOVAL.
2. PROVIDE SIMILAR ARRANGEMENT ON EACH SIDE FOR TWO SECTION WIDE COIL ASSEMBLY.
3. FOR SIZES "A" SEE PLANS AND FLOW DIAGRAMS.
4. ON LINES 2" AND SMALLER, LOCATE THERMOMETER WELL IN PIPE ELBOW.

## GLYCOL PRE-HEAT COIL CONNECTIONS

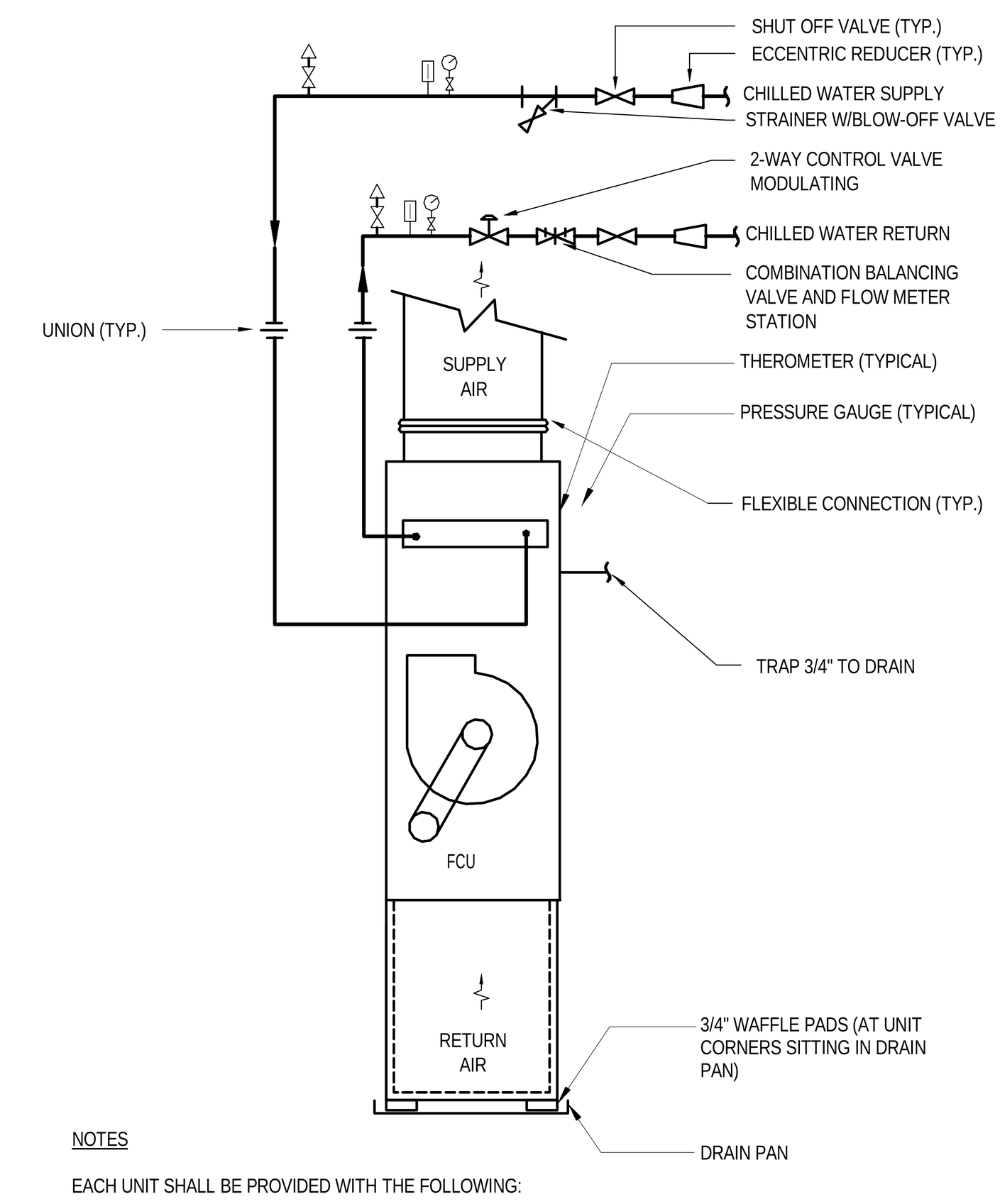


NOTES

EACH UNIT SHALL BE PROVIDED WITH THE FOLLOWING:

1. UNITED MOUNTED 2-WAY MOTORIZED FLOW VALVES. UPON UNIT SHUT DOWN, MOTORIZED VALVES SHALL SHUT OFF. MANUFACTURER SHALL BE ERIE OR APPROVED EQUAL.
2. (1) AUTOMATIC PRESSURE COMPENSATED FLOW LIMITER. MANUFACTURER SHALL BE HAYS OR APPROVED EQUAL.
3. (2) MANUAL BALL ISOLATION VALVES AT THE SUPPLY AND RETURN PIPES.
4. PROVIDE CONDENSATE SHUTDOWN SENSOR WITH FCU UNIT.
5. HOT WATER PIPING PIPING FOR 4-PIPE FAN COIL TO BE PROVIDED WITH SAME VALVING AND TRIM.

10

12

## VERTICAL FAN COIL UNIT PIPING DETAIL

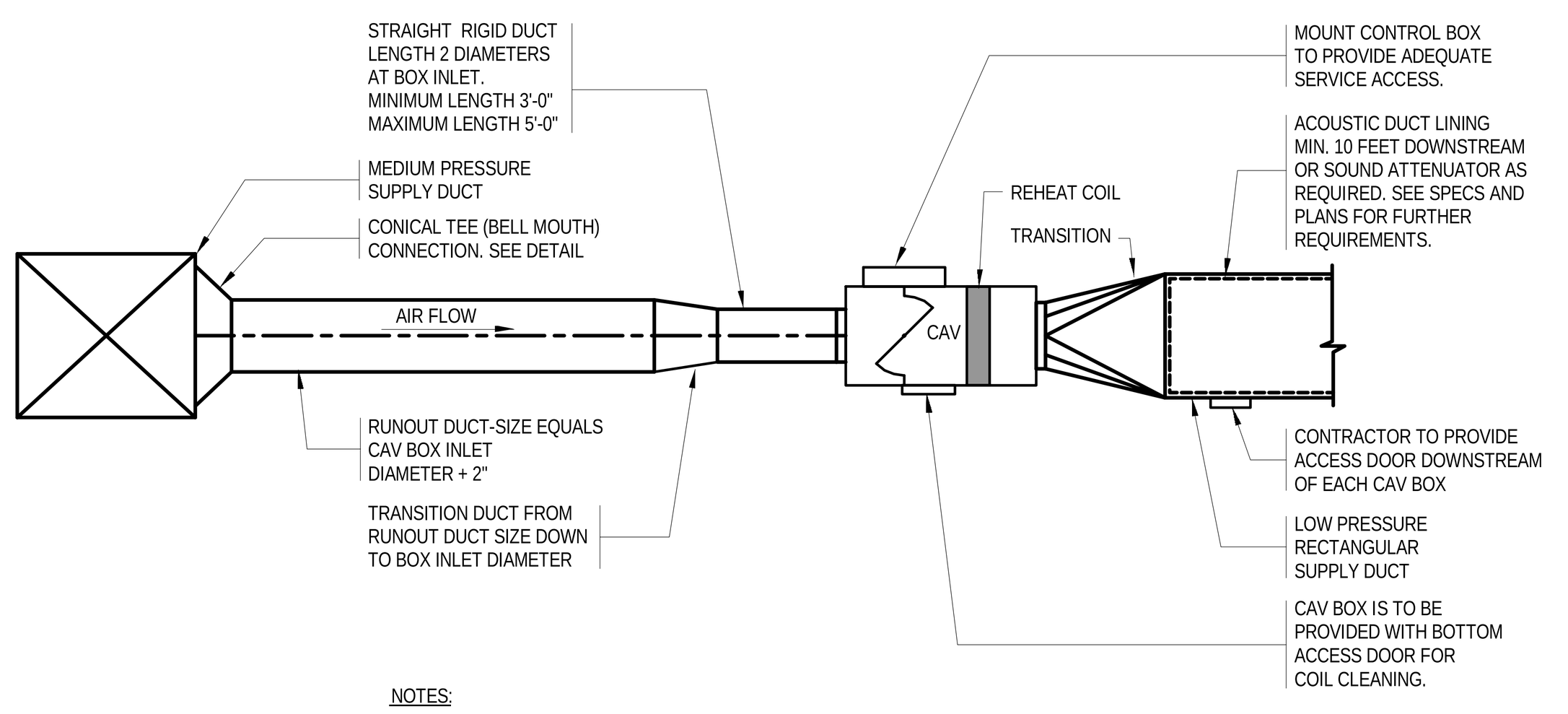


NOTES:

1. THE OPERATION OF VARIABLE VOLUME TERMINAL UNITS ARE AFFECTED BY EXCESSIVE TURBULENCE ON THE ENTERING SIDE OF EACH TERMINAL UNIT THEREFORE, TERMINAL UNITS MUST NOT BE INSTALLED TOO CLOSE TO MAIN DUCTS, ELBOWS AND FITTINGS.
2. WHEN MINIMUM UPSTREAM STRAIGHT DUCT CONNECTION TO TERMINALS AS INDICATED ABOVE CANNOT BE MAINTAINED, PROVIDE ORIFICE PLATE, STRAIGHTENING VANES OR OTHER DEVICE AS RECOMMENDED BY TERMINAL UNIT MANUFACTURER AND SUBMIT TO ENGINEER FOR REVIEW PRIOR TO INSTALLATION.
3. MANUFACTURER OF TERMINAL UNIT SHALL PROVIDE CONTROLS ON LEFT OR RIGHT SIDE AS REQUIRED BY FIELD CONDITIONS.
4. ARRANGE ACCESS TO PERMIT EASY FIELD BALANCE AND MAINTENANCE OF TERMINAL UNIT.

## TERMINAL REHEAT BOX CONNECTIONS (CAV OR VAV)

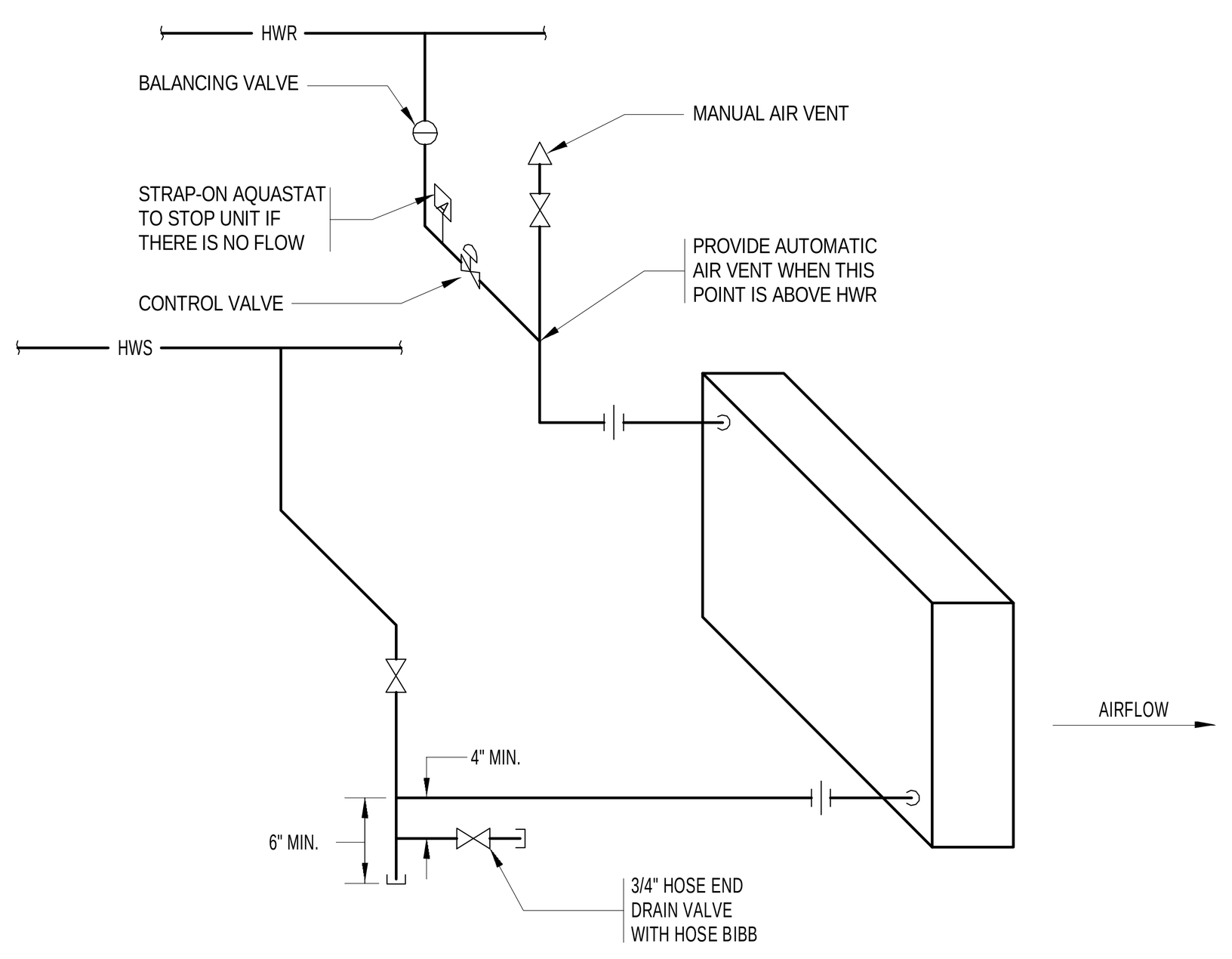


## HOT WATER UNIT HEATER PIPING

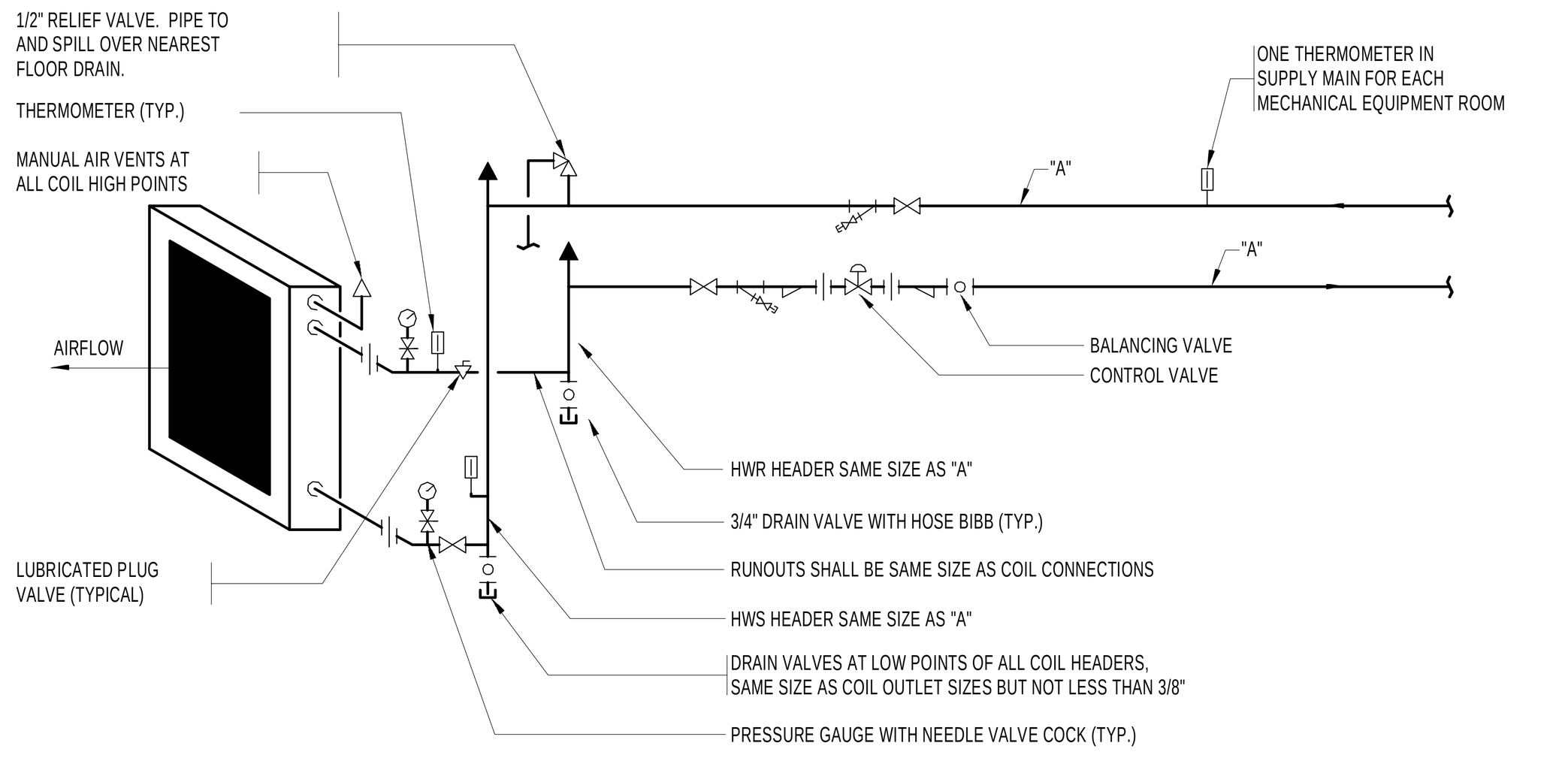


NOTES:

1. LOCATE PIPE UNIONS AND ARRANGE PIPING TO FACILITATE COIL REMOVAL.
2. PROVIDE SIMILAR ARRANGEMENT ON EACH SIDE FOR TWO SECTION WIDE COIL ASSEMBLY.
3. FOR SIZES "A" SEE PLANS AND FLOW DIAGRAMS.
4. ON LINES 2" AND SMALLER, LOCATE THERMOMETER WELL IN PIPE ELBOW.

## HOT WATER REHEAT COIL CONNECTIONS ONE HIGH

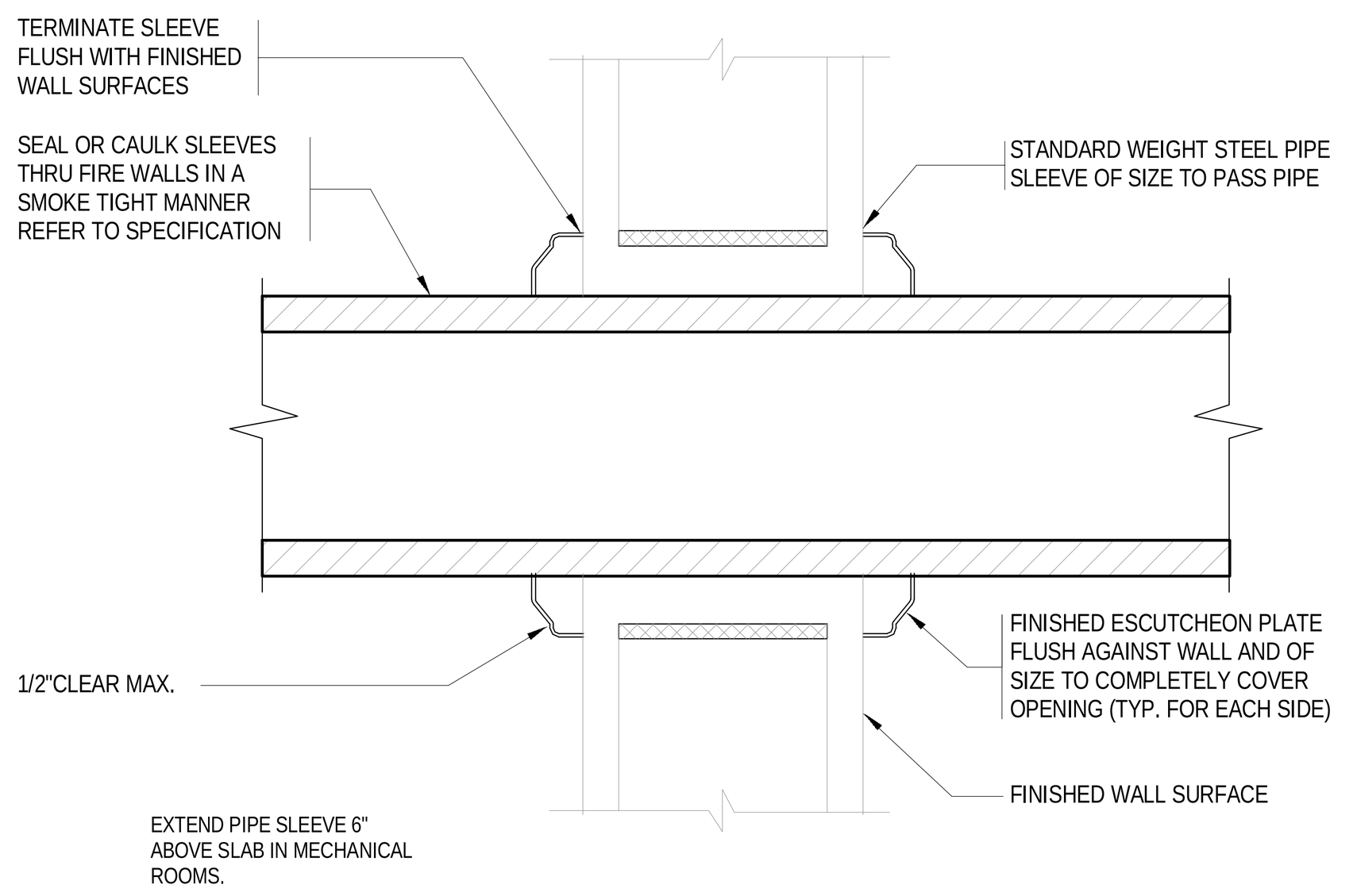


## TYPICAL DETAIL OF PIPE THRU RATED WALL

12

10

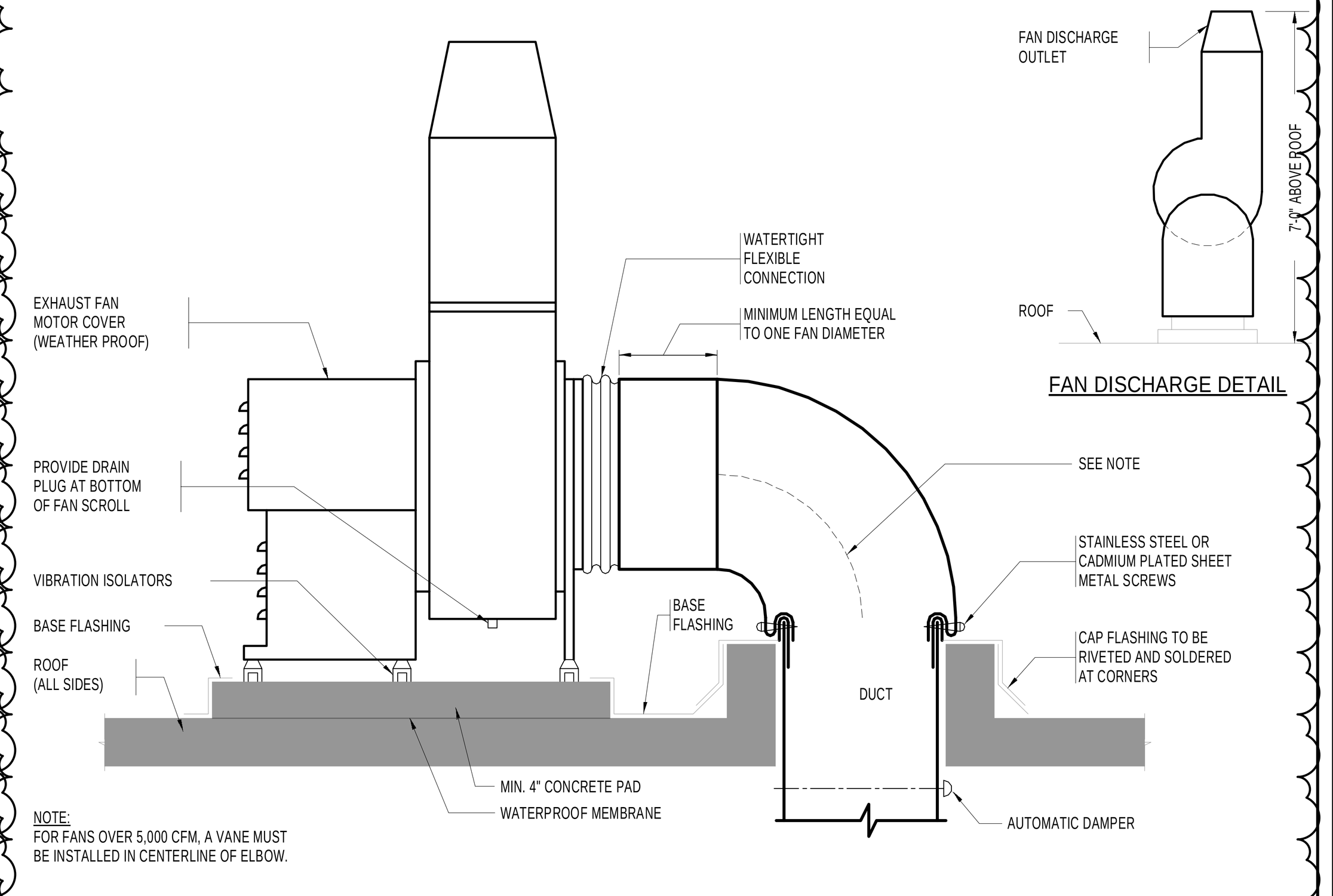


FAN DISCHARGE DETAIL

NOTE:
FOR FANS OVER 5,000 CFM, A VANE MUST BE INSTALLED IN CENTERLINE OF ELBOW.

## ROOF MOUNTED UTILITY FAN DETAIL

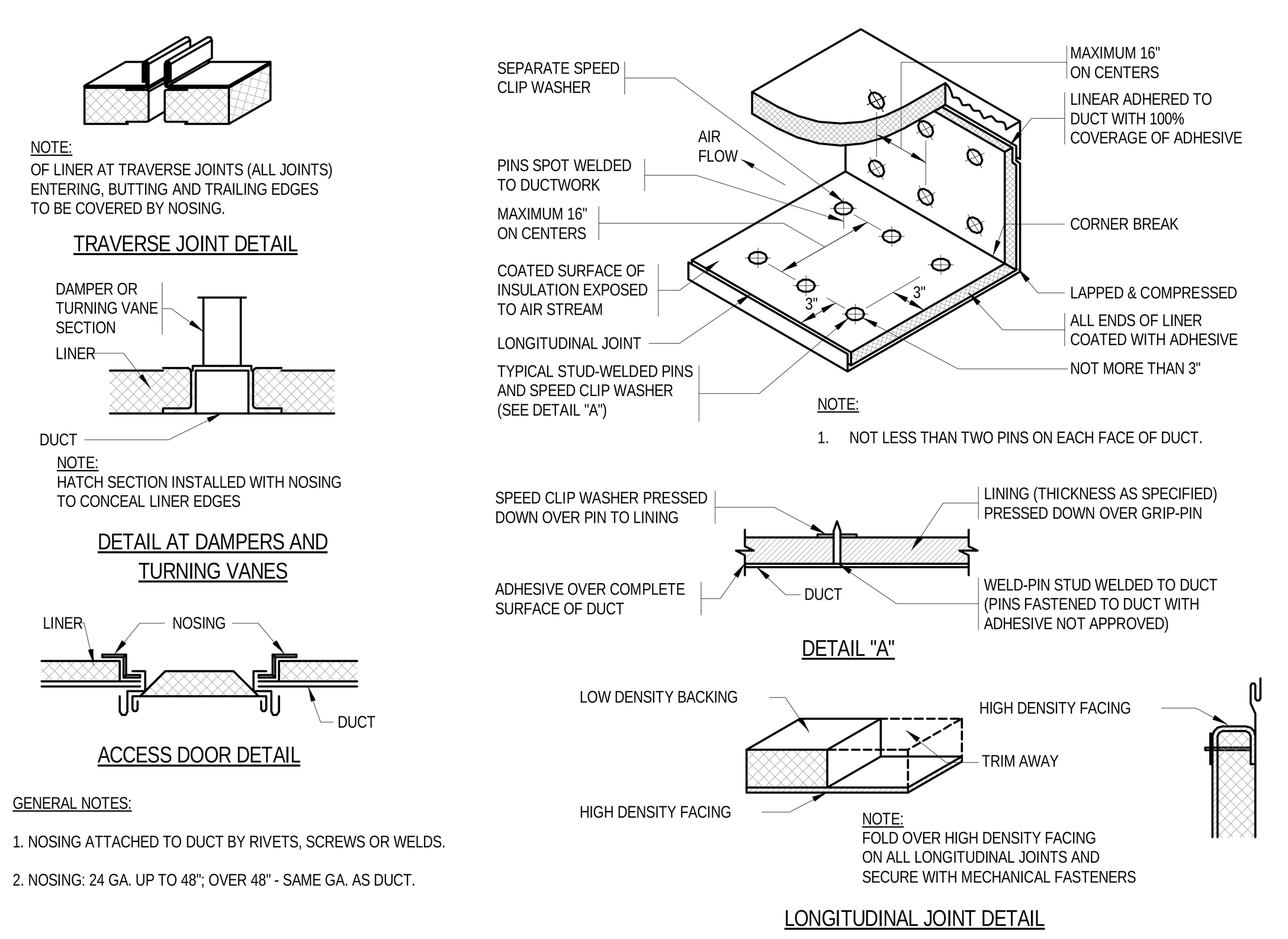


GENERAL NOTES:

1. NOSING ATTACHED TO DUCT BY RIVETS, SCREWS OR WELDS.
2. NOSING: 24 GA. UP TO 48"; OVER 48" - SAME GA. AS DUCT.

## SOUND LINING INSTALLATION AND NOSING DETAIL

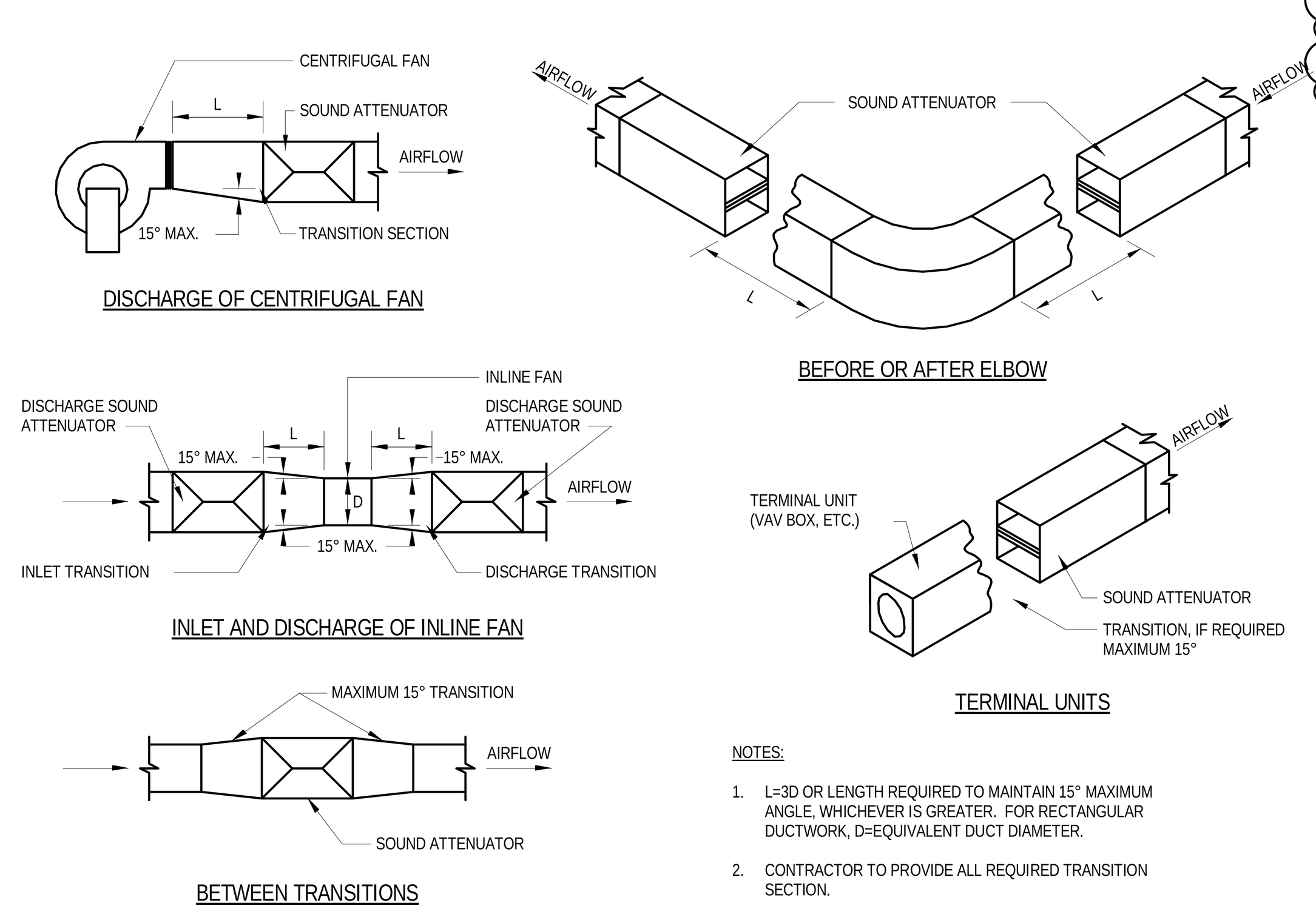


NOTES:

1. L=3D OR LENGTH REQUIRED TO MAINTAIN 15° MAXIMUM ANGLE, WHICHEVER IS GREATER. FOR RECTANGULAR DUCTWORK, D=EQUIVALENT DUCT DIAMETER.
2. CONTRACTOR TO PROVIDE ALL REQUIRED TRANSITION SECTION.

## SOUND ATTENUATOR INSTALLATION DETAILS

CONTROL VALVE SCHEDULE:
VALVE 1A - MODULATING VALVE FOR MINIMUM FLOW LIMITED BY FLOW METER MAXIMUM SET POINT.
VALVE 1B - MODULATING VALVE FOR MAXIMUM FLOW LIMITED BY FLOW METER MAXIMUM SET POINT.
TWO CONTROL VALVES (1A AND 1B IN PARALLEL) REQUIRED ON FLOORS 46 AND 67 ONLY.
ONE CONTROL VALVE IN PLACE OF 1A AND 1B MAY BE USED ON FLOORS 7, 11, AND 27.
VALVE 2 - TWO POSITION VALVE, GENERALLY CLOSED IN SUMMER MODE AND OPEN IN WINTER MODE.
VALVE 3 - MODULATING VALVE TO CHOKE FLOW TO MEET FLOW METER SET POINT.

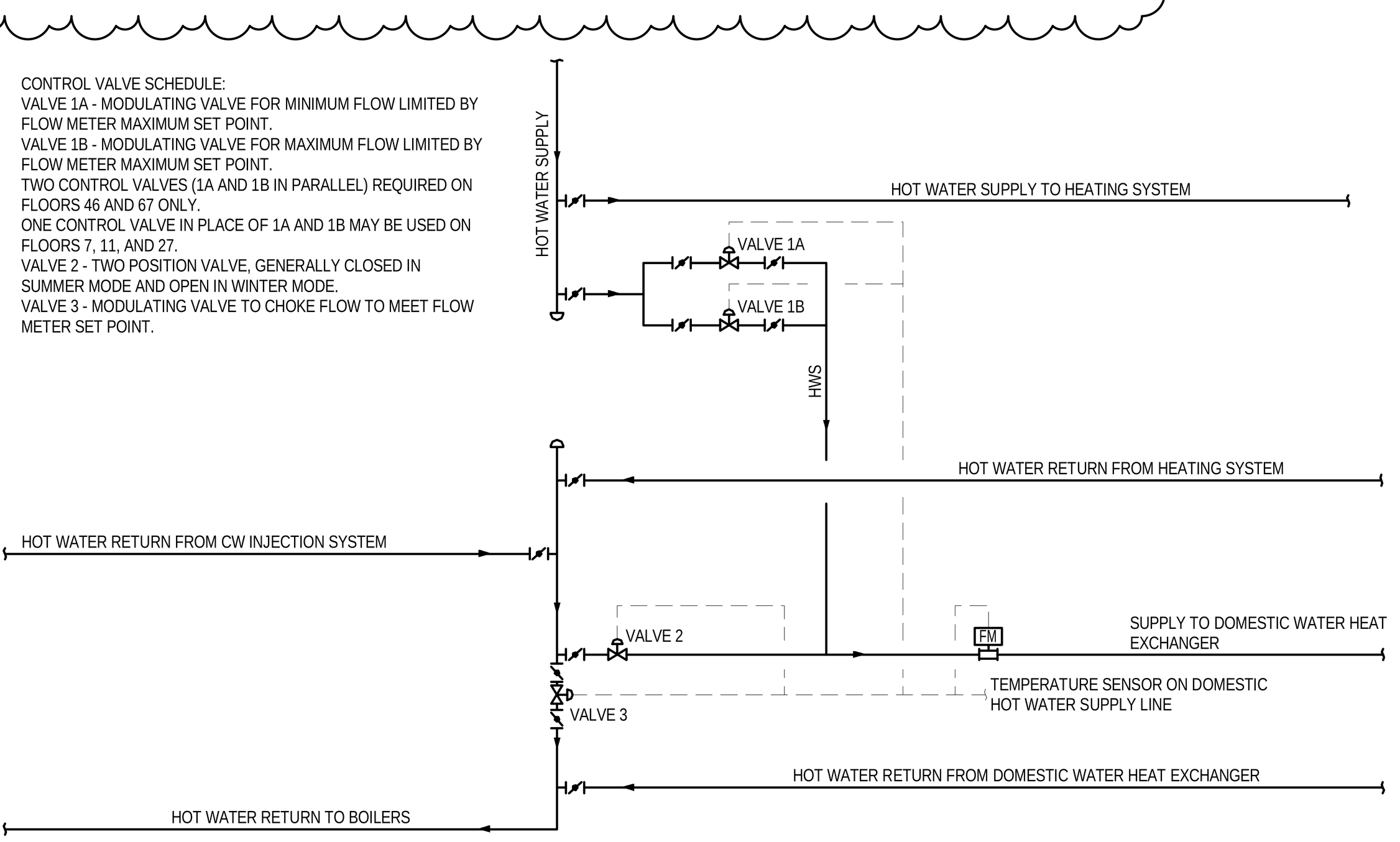


## MECHANICAL CONTROL VALVE INSTALLATION FOR DOMESTIC HOT WATER HEAT EXCHANGERS

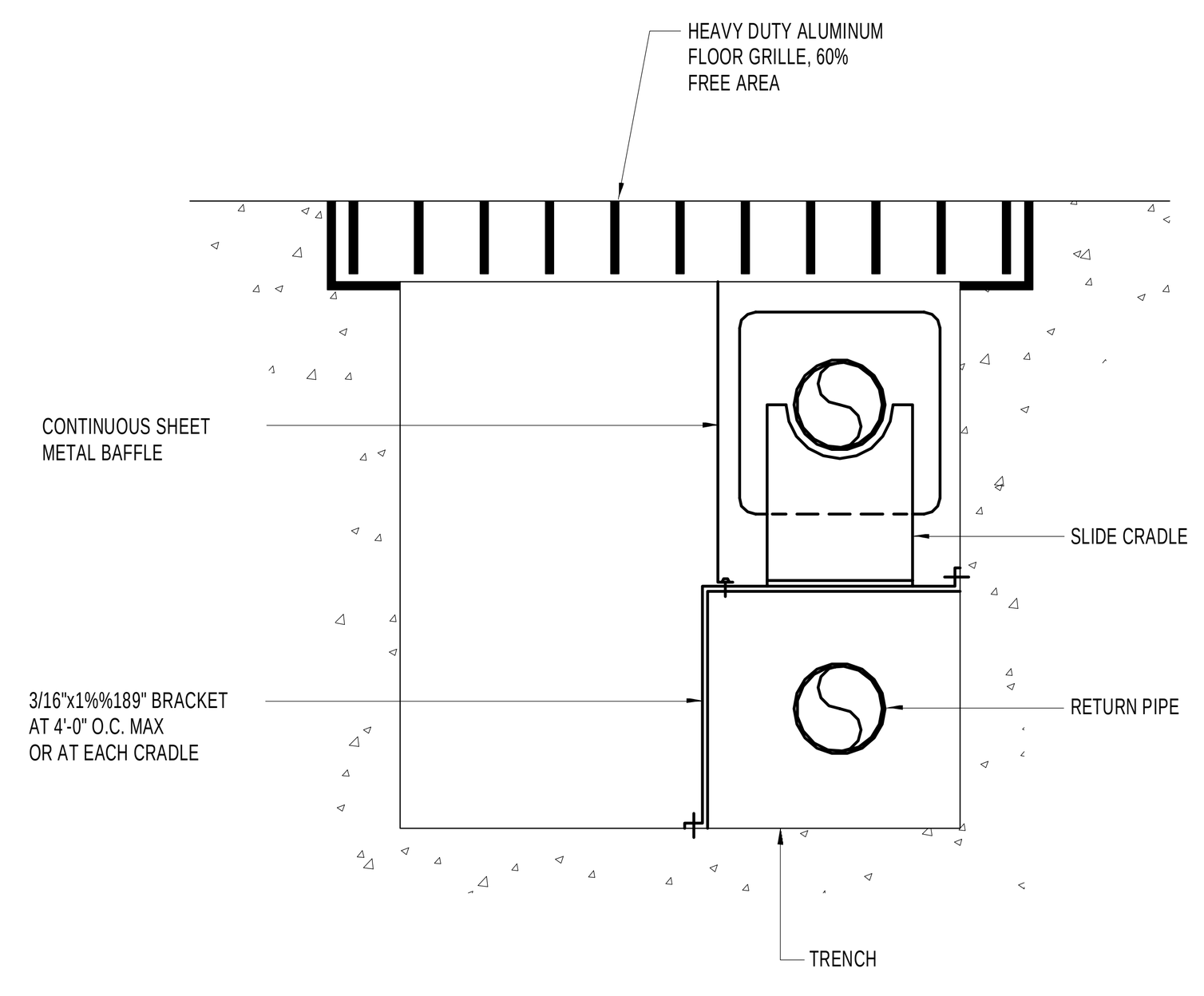


## FLOOR RECESSED RADIATION

DEPT OF BLDGS 121328205 Job Number
ES935916063 Scan Code



KEY PLAN:

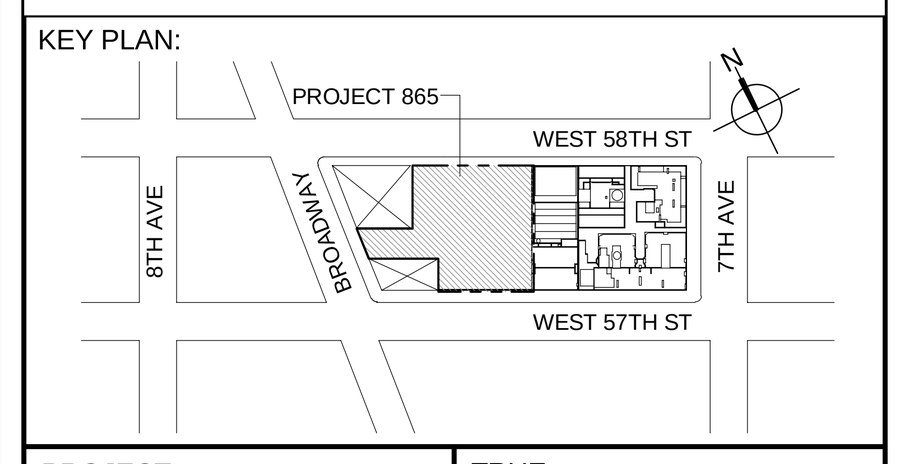


PROJECT NORTH

TRUE NORTH

DEVELOPER:
**EXTELL DEVELOPMENT COMPANY**
805 THIRD AVENUE, 7TH FLOOR
New York, NY 10022 USA
TEL: 212 712 6000 FAX: 212 712 6100

DESIGN ARCHITECT: Base Building Shell & Core
**ADRIAN SMITH + GORDON GILL ARCHITECTURE**
111 WEST MONROE STREET SUITE 2300
CHICAGO IL 60603
TEL: 312 920 1888 FAX: 312 920 1775

INTERIOR DESIGNER: Residential
**Rottet Architecture and Design Studio, PLLC**
298 Fifth Ave, 7th Floor
New York, NY 10001
TEL: 646 998 7000 FAX:

ARCHITECT OF RECORD: Base Building Shell, Core, & Residential
**AAI ARCHITECTS, P.C.**
401 Wellington St. W., 3rd Floor
Toronto, ON M5V 1E7 Canada
TEL: 416 967 1500 FAX: 416 967 7150

STRUCTURAL ENGINEERS:
**WSP CANTOR SEINUK**
228 EAST 45th Street
New York, NY 10017 USA
TEL: 212 687 9888 FAX: 646 487 5501

MEP ENGINEERS:
**AKF GROUP**
One Liberty Plaza, 165 Broadway, 22nd Floor
New York, NY 10006 USA
TEL: 212 354 5656 FAX: 212 354 5668

GEOTECHNICAL ENGINEERS:
**Langan Engineering & Environmental Services**
21 Penn Plaza - 360 West 31st Street, 8th Floor
New York, NY 10001-2727
TEL: 212 479 5400 FAX: 212 479 5444

CODE CONSULTANTS:
**Construction Consulting Associates**
100 Church Street
New York, NY 10007
TEL: 212 385 1818 FAX: 212 385 1911

CURTAINWALL CONSULTANT:
**AJLP Consulting**
40 Worth Street. Suite 826
New York, NY 10013
TEL: 212 757 5659 FAX: 646 219 8508

LANDMARK/PRESERVATION CONSULTANT:
**Jan Hird Pokorny Associates, Inc.**
39 West 37th Street, 12A
New York, NY 10018
TEL: 212 759 6462 FAX: 212 759 6540

| No. | DESCRIPTION | DATE |
|---|---|---|
| 1 | ISSUED FOR SCHEMATIC DESIGN | 04 APR 2014 |
| 2 | ISSUED FOR DESIGN DEVELOPMENT | 01 JUL 2014 |
| 3 | ISSUED FOR DESIGN DEVELOPMENT | 31 JUL 2014 |
| 4 | CD PROGRESS ISSUE 1 | 15 OCT 2014 |
| 5 | ISSUED FOR BID - MECHANICAL | 15 OCT 2014 |
| 6 | DOB SUBMISSION | 19 DEC 2014 |
| 7 | CD PROGRESS ISSUE 3 | 09 MAR 2015 |
| 8 | CD PROGRESS ISSUE 5 | 10 AUG 2015 |
| 9 | DOB AMENDMENT 2 | 18 SEP 2015 |
| 10 | CD PROGRESS ISSUE 7 | 29 JAN 2016 |
| 11 | CD PROGRESS ISSUE 8 - GMP SET | 18 MAR 2016 |
| 12 | CD BULLETIN ISSUE 3 | 25 MAY 2016 |
| 13 | DOB AMENDMENT 3 | 03 OCT 2016 |

0 4' - 0" 8' - 0" 16' - 0"

Discrepancies must be reported immediately to the Architect before proceeding. Only figured dimensions are to be used. Contractors must check all dimensions on site. This drawing is protected by copyright.

ALL DIMENSIONS ARE SHOWN IN IMPERIAL.

CONSULTANT:
AKF
ONE LIBERTY PLAZA, 165 BROADWAY, 22nd FLOOR
NEW YORK, NY 10006
T: 212.354.5656 F: 212.354.5668
Arlington / Boston / Mexico City / Minneapolis / New York
Philadelphia / Princeton / Puebla / Rochester / Stamford

PROJECT:

**217 WEST 57TH STREET**
NEW YORK, NY

DRAWING TITLE:
MECHANICAL DETAILS

SEAL & SIGNATURE:




| | |
|---|---|
| DATE: | 04/04/14 |
| PROJECT No: | Y130747-000 |
| DRAWN: PHS | REV: 13 |
| CHK: PHS | |
| SCALE: 12" = 1'-0" | |
| DWG No: | **M-605.02** |
| DOB PAGE No: 131 of 132 | |

DOB EMPLOYEE STAMP:

DOB B-SCAN:

36" x 48" Arch E -SHEET SIZE

FILE NAME:
PLOT DATE: 10/19/2016 5:43:50 PM

36" x 48" Arch E -SHEET SIZE

# PLUMBING SYMBOL LIST

## PLUMBING BASIC SYMBOLS

- NEW SOIL, WASTE OR SANITARY PIPING
- VENT PIPING (SANITARY)
- PIPING BELOW SLAB
- DOMESTIC COLD WATER PIPING
- DOMESTIC HOT WATER PIPING (120°)
- DOMESTIC HOT WATER CIRCULATION PIPING
- PIPING w/ FREEZE PROTECTION CABLE & INSULATION
- ARROW INDICATES DIRECTION OF FLOW
- CA — COMPRESSED AIR PIPING
- G — GAS PIPING
- EJ — EJECTOR DISCHARGE PIPING
- IW — INDIRECT WASTE PIPING
- PD — PUMP DISCHARGE PIPING
- SD — SUMP PUMP DISCHARGE PIPING
- ST — STORM WATER DRAINAGE PIPING
- SHOCK ARRESTOR
- FLEXIBLE CONNECTION
- (H) X (L) — EXPANSION LOOP
- HOSE BIBB
- WALL HYDRANT
- FRESH AIR INLET
- CLEAN OUT / PLUGGED OUTLET
- CAPPED OUTLET
- CLEAN-OUT DECK PLATE
- P-TRAP
- VACUUM BREAKER
- BOTTOM PIPE CONNECTION
- TOP PIPE CONNECTION
- SIDE CONNECTION
- PIPE DOWN / DROP
- PIPE RISE / UP
- PIPE SLOPE
- VALVE IN VERTICAL
- UNION
- REDUCER
- WATER PROOF SLEEVE
- SLEEVE
- PRESSURE GAUGE w/ GAUGE COCK
- TEMPERATURE GAUGE
- FLOOR DRAIN
- RD — ROOF DRAIN
- OD — OVERFLOW DRAIN
- CFRD — CONTROLLED FLOW ROOF DRAIN
- PUMP
- M — WATER METER
- ABD — AUTOMATIC BALL DRIP
- VENT THRU ROOF
- TRAP
- T — TAMPER SWITCH
- PS — PRESURE SWITCH w/ GAUGE COCK
- WATERFLOW SWITCH
- TEMPERATURE AND PRESSURE RELIEF VALVE
- PLUG VALVE
- MIXING VALVE
- RELIEF VALVE
- BALL VALVE
- LS — BALL VALVE w/ LOCK SHIELD
- GATE VALVE
- GLOBE VALVE
- OUTSIDE SCREW & YOKE (OS&Y) VALVE
- CHECK VALVE
- PRESURE REDUCING VALVE (PRV)
- SOLENOID VALVE
- FLOAT VALVE
- BALANCING VALVE
- Y-STRAINER w/ BLOW-OFF VALVE
- BPA — BACKFLOW PREVENTER ASSEMBLY
- RPZ — REDUCED PRESSURE ZONE BACKFLOW PREVENTER ASSEMBLY
- DCV — DETECTOR CHECK VALVE ASSEMBLY
- BVA — BALANCING VALVE ASSEMBLY
- P / X — RISER DESIGNATION — RISER SERVICE / RISER NUMBER

## PLUMBING WATER SERVICE SYMBOLS

- ISOLATION VALVE W/ BOX TO GRADE
- MANHOLE IN SANITARY SEWER
- EXISTING MANHOLE
- FIRE HYDRANT

# PLUMBING ABBREVIATIONS

| | |
|---|---|
| AD | AREA DRAIN |
| AFF | ABOVE FINISHED FLOOR |
| BLDG | BUILDING |
| BOP | BOTTOM OF PIPE |
| CLG | CEILING |
| CM | COFFEE MAKER |
| CO | CLEANOUT |
| CODP | CLEANOUT DECK PLATE |
| CONN | CONNECT |
| CONT | CONTINUATION |
| CV | CHECK VALVE |
| CVO | CAPPED AND VALVED OUTLET |
| CW | COLD WATER |
| DIA | DIAMETER |
| DN | DOWN (PENETRATES FLOOR SLAB) |
| DR | DRAIN |
| DWG | DRAWING |
| EJ DIS | EJECTOR DISCHARGE |
| EQC | ELECTRIC WATER COOLER |
| EL | ELEVATION |
| FAI | FRESH AIR INLET |
| FD | FLOOR DRAIN |
| FL | FLOOR |
| FL H | FLOOR HYDRANT |
| FT | FEET |
| FU | FIXTURE UNIT |
| GAL | GALLONS |
| GC | GENERAL CONTRACTOR |
| GPM | GALLONS PER MINUTE |
| HB | HOSE BIBB |
| HCLG | HUNG CEILING |
| HW | HOT WATER |
| HWR | HOT WATER RETURN |
| ID | INSDIE DIAMETER |
| IN | INCH |
| IW | INDIRECT WASTE |
| JS | JANITOR'S SINK |
| LAV | LAVATORY |
| MAP | MEDICAL GAS ALARM PANEL |
| MAX | MAXIMUM |
| MIN | MINIMUM |
| MR | MOP RECEPTOR |
| NC | NORMALLY CLOSED |
| NIC | NOT IN THIS CONTRACT |
| NO | NORMALLY OPEN |
| NTS | NOT TO SCALE |
| OD | OUTSIDE DIAMETER |
| OS&Y | OUTSIDE SCREW & YOKE GATE VALVE |
| PD | PLUMBING CONTRACTOR |
| PD | PUMP DISCHARGE |
| PO | PLUGGED OUTLET |
| PRV | PRESSURE REDUCING VALVE |
| PSI | POUNDS PER SQUARE INCH (GAUGE) |
| RD | ROOF DRAIN |
| SA | SHOCK ABSORBER |
| SAN | SANITARY |
| SD | SUMP PUMP DISCHARGE |
| SH | SHOWER |
| SK | SINK |
| SQ FT | SQUARE FOOT |
| ST | STORM |
| TYP | TYPICAL |
| UON | UNLESS OTHERWISE NOTED |
| UP | UP (PENETRATES FLOOR SLAB) |
| UR | URINAL |
| V | VENT |
| VB | VACUUM BREAKER |
| VTR | VENT THROUGH ROOF |
| W | WASTE |
| WC | WATER CLOSET |
| WCO | WALL CLEANOUT |
| WH | WALL HYDRANT |
| ZCVB | ZONE CONTROL VALVE BOX |

# PLUMBING GENERAL NOTES

1. GENERAL NOTES, SYMBOLS LIST AND DETAILS ARE APPLICABLE TO ALL DRAWINGS MARKED P.
2. DRAWINGS ARE DIAGRAMMATIC: DETERMINE LOCATIONS OF SYSTEMS AND COMPONENTS IN FIELD.
3. NEITHER ACCURACY NOR COMPLETION OF UTILITY LOCATIONS SHOWN ON DRAWINGS IS GUARANTEED. DETERMINE EXACT LOCATIONS OF EXISTING UTILITY IN FIELD, WHETHER OR NOT SHOWN ON DRAWINGS. EXERCISE CAUTION AND IDENTIFY LOCATIONS OF UNMARKED UTILITY LINES AS NECESSARY TO PERFORM WORK OF THIS SECTION.
4. ALL PLUMBING WORK SHALL BE IN ACCORDANCE WITH THE CURRENT PLUMBING CODE AND ALL APPLICABLE LOCAL CODES AND DRAWINGS.
5. IT SHALL BE THE RESPONSIBILITY OF THIS CONTRACTOR TO COORDINATE HIS WORK WITH THAT OF ALL OTHER TRADES, INCLUDING (BUT NOT LIMITED TO), ELECTRICAL, HVAC PROCESS PIPING, SPRINKLER, PLUMBING STRUCTURAL AND GENERAL ARCHITECTURE.
6. ANY INTERFERENCE SHALL BE BROUGHT TO THE ATTENTION OF THE CONSTRUCTION MANAGER AND THE OWNER'S REPRESENTATIVE, AND SHALL BE RESOLVED PRIOR TO THE INSTALLATION OF THE WORK INVOLVED.
7. NO WORK SHALL BE INSTALLED IN VIOLATION OF ANY GOVERNING CODES. ANY WORK SHOWN ON THE DRAWINGS WHICH IS IN VIOLATION OF SUCH CODES SHALL BE BROUGHT TO THE ATTENTION OF THE CONSTRUCTION MANAGER AND THE OWNER'S REPRESENTATIVE AND SHALL BE RESOLVED PRIOR TO THE INSTALLATION OF THE WORK INVOLVED.
8. ALL PIPING PENETRATING CEILING AND WALLS SHALL BE INSTALLED WITH CHROME (STAINLESS WHERE NOTED) PLATED ESCUTCHEONS AT THE PENETRATION. ALL PIPING PENETRATING EXTERIOR WALLS AND ROOFS SHALL BE FLASHED IN AN APPROVED MANNER AND SHALL BE SEALED WEATHER TIGHT. PIPING PENETRATING RATED PARTITIONS SHALL BE PROTECTED AS REQUIRED BY LOCAL CODE AUTHORITY. (SEE DETAILS)
9. MANUFACTURER'S MODEL NUMBERS ARE SPECIFIED SOLELY TO ESTABLISH STANDARDS OF QUALITY FOR PERFORMANCE AND MATERIALS.
10. PRODUCT INSTALLATION SHALL ADHERE TO MANUFACTURERS' RECOMMENDATIONS.
11. PROVIDE ACCESS PANELS FOR EQUIPMENT THAT REQUIRES PERIODIC SERVICE.
12. TOPS OF ALL FLOOR DRAINS SHALL BE SET FLUSH WITH FINISHED FLOOR. ALL PIPING ABOVE GRADE SHALL BE PROPERLY SUPPORTED BY THE BUILDING STRUCTURE AND SHALL NOT REST ON CEILING TILES OR CEILING STRUCTURE.
13. CONTRACTOR SHALL COORDINATE ELECTRICAL CHARACTERISTICS AND REQUIREMENTS OF ALL PLUMBING EQUIPMENT WITH THE ELECTRICAL DRAWINGS AND SHALL FURNISH EQUIPMENT WIRED FOR THE VOLTAGES SHOWN HEREIN.
14. PROVIDE SHUTOFF VALVES ON ALL BRANCH PIPING AND ON ALL SUPPLIES TO INDIVIDUAL FIXTURES AND EQUIPMENT. PROVIDE BALL VALVES ON ALL WATER MAIN BRANCHES IN CORRIDORS AND WHERE INDICATED ON DRAWINGS. ALL VALVES SHALL BE ACCESSIBLE.
15. ALL SLEEVES THROUGH CONCRETE FLOORS AND ALL CORE DRILLING OF CONCRETE FLOORS AND WALLS SHALL BE BY THIS CONTRACTOR.
16. CONCRETE PADS AND PLATFORMS FOR WORK OF THIS SECTION WILL BE PROVIDED BY GENERAL CONTRACTOR. PROVIDE INFORMATION AND HARDWARE AS NECESSARY TO COORDINATE WORK.
17. SCHEDULE WORK OF THIS SECTION TO AVOID INTERFERENCES WITH FIRE-PROOFING WORK.
18. COORDINATE ROOF PENETRATIONS WITH WORK OF OTHER SECTIONS AND WITH FLASHING REQUIREMENTS.
19. RUN PIPING CONCEALED, UNLESS SPECIFIED OTHERWISE, AND CLEAR OF CEILING INSERTS.
20. STRUCTURAL WELDING SHALL BE 1/4-INCH FILLET UNLESS REQUIRED OTHERWISE.
21. PROVIDE CLAMPS, OFFSETS, EXPANSION JOINTS, ANCHORS AND GUIDES AS NECESSARY TO PREVENT STRESS ON PIPING.
22. PROVIDE BALANCING VALVES AT SYSTEM LOOP RETURNS AND AT RETURN RISERS. PROVIDE SHUT-OFF VALVES AT SYSTEM LOOP SUPPLIES AND SUPPLY RISERS.
23. PROVIDE VENTS AT HIGH POINTS IN PIPING SYSTEMS AND DRAIN VALVES AT LOW POINTS.
24. PROVIDE GAUGE FITTINGS AND THERMOMETER WELLS AT HOT WATER SUPPLY AND RETURN BRANCHES AND AT PUMP INLETS AND OUTLETS.
25. VERIFY EXACT SIZES, LOCATIONS, INVERTS AND ELEVATIONS PRIOR TO RUNNING ANY PIPING. REFER TO ARCHITECTURAL DRAWINGS FOR EXACT LOCATIONS OF ALL FIXTURES AND EQUIPMENT.
26. ALL GAS PIPING TO COMPLY WITH LOCAL AND STATE CODES.
27. GAS PIPING AND SAFETY DEVICES SHALL CONFORM TO THE REQUIREMENTS OF NFPA 54 AND SHALL BE SUBJECT TO THE INSPECTION AND APPROVAL OF THE STATE REGULATOR BOARD.
28. GAS PIPING SHALL BE TESTED ACCORDING TO THE STATE FUEL GAS CODE AND NATIONAL CODE PROVISIONS OF THE LOCAL PLUMBING INSPECTOR. IF INSPECTION OF THE TEST SHOWS DEFECTS, SUCH DETECTIVE WORK AND MATERIAL SHALL BE REPLACED AND INSPECTION AND TEST SHALL BE REDONE.
29. PLUMBING SUBCONTRACTOR IS RESPONSIBLE FOR EXTENDING ALL REGULATOR VENTS TO ATMOSPHERE. REGULATORS ARE PART OF EQUIPMENT GAS TRAIN.
30. WATER HEATERS SHALL BE INSTALLED WITH DRAIN PANS UNDER HEATERS. ROUTE PAN DRAINS TO NEAREST FLOOR DRAIN OR SAFE DRAIN.
31. PIPING SHALL NOT RUN OVER ELECTRICAL PANELS AND SHALL BE COORDINATED WITH WORK OF OTHER TRADES.

# NYC BUILDING DEPARTMENT PLUMBING NOTES

THE PLUMBING SYSTEMS (SANITARY, VENT, WATER DISTRIBUTION AND GAS) AND ALL ASSOCIATED EQUIPMENT WILL BE INSTALLED AND MAINTAINED IN ACCORDANCE WITH THE FULL REQUIREMENTS OF THE BUILDING CODE OF THE CITY OF NEW YORK AS CITED IN THE NEW YORK CITY PLUMBING CODE (NYCPC), CHAPTER 13 REFERENCED STANDARDS OF THE NYCPC AND THE NEW YORK CITY FUEL GAS CODE (NYCFGC).

1. THE SANITARY SYSTEM SHALL BE IN FULL ACCORDANCE WITH THE GENERAL PROVISIONS OF SECTION PC 301.
2. THE MATERIALS USED IN THE PLUMBING SYSTEM WILL BE PROVIDED IN FULL ACCORDANCE WITH SECTIONS PC 302 AND PC 303.
3. EQUIPMENT HOOK-UP AND THE JOINING OF PIPING WILL BE IN FULL COMPLIANCE WITH SECTIONS PC 605 AND PC 705.
4. THE INSTALLATION OF FIXTURES WILL BE IN FULL ACCORDANCE WITH SECTION PC 405.
5. TRAPS FOR FIXTURES AND DRAIN LINES WILL BE PROVIDED AND CLEANOUTS INSTALLED IN FULL ACCORDANCE WITH SECTIONS PC412, PC 708 AND CHAPTER 10.
6. VERTICAL AND HORIZONTAL PIPING WILL BE HUNG AND SUPPORTED AS DIRECTED IN SPECIFICATIONS AND IN THE FULL COMPLIANCE WITH SECTION PC 308.
7. THE WATER SUPPLY SYSTEM OF THE SUBJECT BUILDING SHALL BE INSTALLED AND MAINTAINED IN FULL COMPLIANCE WITH CHAPTER 6.
8. THE SANITARY DRAINAGE SYSTEM OF THE SUBJECT BUILDING WILL BE INSTALLED IN FULL COMPLIANCE WITH CHAPTER 7.
9. THE VENT PIPING FOR THE SANITARY DRAINAGE SYSTEM OF THE SUBJECT BUILDING WILL BE INSTALLED IN FULL COMPLIANCE WITH SECTION PC 702 AND CHAPTER 9.
10. THE STORM DRAINAGE SYSTEM OF THE SUBJECT BUILDING WILL BE INSTALLED IN FULL COMPLIANCE WITH CHAPTER 11.
11. GAS PIPING AND EQUIPMENT WILL BE INSTALLED IN FULL COMPLIANCE WITH THE NEW YORK CITY FUEL GAS CODE.
12. ALL TRENCHING SHALL BE DONE IN FULL COMPLIANCE WITH THE REQUIREMENTS OF SECTION PC306.
13. TEMPORARY TOILET FACILITIES SHALL BE PROVIDED FOR WORKERS AS PER SECTION PC 311.
14. RODENT PROOFING SHALL BE DONE IN ACCORDANCE WITH SECTION PC 304.
15. CHANGES IN DIRECTION IN DRAINAGE PIPING SHALL BE MADE WITH APPROPRIATE USE OF 45 DEGREE WYES, LONG SWEEPS, SHORT SWEEPS, SIXTH, EIGHT OR SIXTEENTH BENDS OR BY A COMBINATION OF THESE OR EQUIVALENT FITTINGS. FOR LIMITATIONS ON FITTINGS SEE SECTION PC 706.3 AND TABLE 706.3.
16. SANITARY TEES MAY BE USED IN DRAINAGE LINES ONLY WHERE THE DIRECTION OF FLOW IS FROM THE HORIZONTAL TO THE VERTICAL. FOR LIMITATIONS ON DOUBLE SANITARY TEES SEE SECTION PC 706.3.
17. SHORT SWEEPS AND QUARTER BENDS WILL BE PERMITTED IN DRAINAGE PIPING 3 INCH DIAMETER OR LARGER FOR ANY OFFSETS EITHER HORIZONTAL OR VERTICAL. HORIZONTAL TO HORIZONTAL CONNECTIONS WILL BE PERMITTED FOR 2 INCH DIAMETER OR SMALLER FIXTURE DRAINS SEE SECTION TABLE 706.3.
18. TO THE BEST OF THE APPLICANT'S KNOWLEDGE, BELIEF AND PROFESSIONAL JUDGEMENT, THESE PLANS ARE IN COMPLIANCE WITH THE NEW YORK CITY ENERGY CONSERVATION CODE.

# SPECIAL INSPECTIONS

THE CONTRACTOR SHALL ENGAGE THE SERVICES OF A PROFESSIONAL ENGINEER TO PROVIDE THE REQUIRED SPECIAL INSPECTIONS AND TESTS, UNDER THE DIRECTION OF THE OWNER.

THE CONTRACTOR MUST NOTIFY THE SPECIAL INSPECTION AGENCY AT LEAST 72 HOURS BEFORE THEY ARE READY FOR INSPECTIONS TO BE PERFORMED.

SPECIAL AND PROGRESS INSPECTIONS ARE REQUIRED IN ACCORDANCE WITH APPLICABLE SECTIONS OF THE BUILDING CODE AS LISTED IN THE FOLLOWING TABLES.

| SPECIAL INSPECTION ITEMS: | CODE SECTION: |
|---|---|
| SPRAYED FIRE-RESISTANT MATERIALS | BC 1704.11 |
| MECHANICAL SYSTEMS | BC 1704.15 |
| SITE STORM DRAINAGE & DETENTION SYSTEMS | BC 1704.20 |
| FIRE STOPPING | BC 1704.25 |

| PROGRESS INSPECTION ITEMS: | CODE SECTION: |
|---|---|
| ENERGY CODE COMPLIANCE INSPECTIONS | BC 109.3.5 |
| FINAL INSPECTION | DIRECTIVE 14 - BY ARCHITECT. |

# PLUMBING DRAWING LIST

| DRAWING No. | DRAWING TITLE |
|---|---|
| P-000 .01 | PLUMBING COVER SHEET |
| P-001 .00 | PLUMBING FLOOD MAP 2007 |
| P-002 .00 | PLUMBING FLOOD MAP 2013 |
| P-100 .01 | PLUMBING SUB CELLAR 3 PLAN (MFD-SUB CELLAR 3) |
| P-101 .01 | PLUMBING SUB CELLAR 2 PLAN (MFD-SUB CELLAR 2) |
| P-102 .01 | PLUMBING SUB CELLAR 1 PLAN (MFD-SUB CELLAR 1) |
| P-103 .01 | PLUMBING CELLAR PLAN (MFD-CELLAR) |
| P-104 .01 | PLUMBING GROUND FLOOR PLAN (MFD-GROUND FLOOR) |
| P-105 .01 | PLUMBING GROUND FLOOR INTERMEDIATE PLAN (MFD-GROUND FLOOR INTERMEDIATE) |
| P-106 .01 | PLUMBING 2nd FLOOR PLAN (MFD-2nd FLOOR) |
| P-107 .01 | PLUMBING 3rd FLOOR PLAN (MFD-3rd FLOOR) |
| P-108 .01 | PLUMBING 4th FLOOR PLAN (MFD-4th FLOOR) |
| P-109 .01 | PLUMBING 5th FLOOR PLAN (MFD-5th FLOOR) |
| P-110 .01 | PLUMBING 6th FLOOR PLAN (MFD-6th FLOOR) |
| P-111 .01 | PLUMBING 7th FLOOR PLAN (MFD-7th FLOOR) |
| P-112 .01 | PLUMBING 7th FLOOR INTERMEDIATE PLAN |
| P-113 .01 | PLUMBING 8th FLOOR PLAN (MFD-14th FLOOR) |
| P-114 .01 | PLUMBING 9th FLOOR PLAN (MFD-15th FLOOR) |
| P-115 .01 | PLUMBING 10th FLOOR PLAN (MFD-16th FLOOR) |
| P-117 .00 | PLUMBING 10th FLOOR INTERMEDIATE 2 PLAN (MFD-18th FLOOR) |
| P-118 .01 | PLUMBING 11th FLOOR BMU PLAN (MFD-19th FLOOR) |
| P-119 .01 | PLUMBING 12th FLOOR PLAN (MFD-20th FLOOR) |
| P-120 .01 | PLUMBING 13th FLOOR PLAN (MFD-32nd FLOOR) |
| P-122 .01 | PLUMBING 14th FLOOR PLAN (TYPICAL 14th-17th FLOORS) (MFD-33rd-36th FLOOR) |
| P-124 .01 | PLUMBING 18th FLOOR PLAN (MFD-37th FLOOR) |
| P-125 .01 | PLUMBING 19th FLOOR PLAN (MFD-38th FLOOR) |
| P-126 .01 | PLUMBING 20th FLOOR PLAN (MFD-39th FLOOR) |
| P-127 .01 | PLUMBING 21st FLOOR PLAN (TYPICAL 21st-24th FLOORS) (MFD-43rd-47th FLOOR) |
| P-131 .01 | PLUMBING 25th FLOOR PLAN (MFD-48th FLOOR) |
| P-132 .01 | PLUMBING 26th FLOOR PLAN (MFD-49th FLOOR) |
| P-133 .01 | PLUMBING 27th FLOOR PLAN (MFD-50th FLOOR) |
| P-134 .01 | PLUMBING 28th and 29th FLOOR PLANS (TYPICAL 29th-33rd FLOORS) (MFD-53rd FLOOR and MFD-54th-58h FLOOR) |
| P-137 .01 | PLUMBING 34th and 35th FLOOR PLANS (MFD-59th-60th FLOOR) |
| P-138 .01 | PLUMBING 36th and 37th FLOOR PLANS (MFD-61st-62nd FLOOR) |
| P-139 .01 | PLUMBING 38th and 39th FLOOR PLANS (TYPICAL 39th-43rd FLOORS) (MFD-63rd FLOOR and MFD-64th-68th FLOOR) |
| P-142 .01 | PLUMBING 44th and 45th FLOOR PLANS (MFD-69th-70th FLOOR) |
| P-143 .01 | PLUMBING 46th and 47th FLOOR PLANS (TYPICAL 47th-51st FLOORS) (MFD-71st FLOOR and MFD-77th-81st FLOOR) |
| P-146 .01 | PLUMBING 52nd and 53rd FLOOR PLANS (MFD-82nd-83rd FLOOR) |
| P-147 .01 | PLUMBING 54th and 55th FLOOR PLANS (MFD-84th-85th FLOOR) |
| P-148 .01 | PLUMBING 56th and 57th FLOOR PLANS (MFD-86th-87th FLOOR) |
| P-149 .01 | PLUMBING 58th and 59th FLOOR PLANS (MFD-88th-89th FLOOR) |
| P-150 .01 | PLUMBING 60th and 61st FLOOR PLANS (MFD-90th-91st FLOOR) |
| P-152 .01 | PLUMBING 64th and 65th FLOOR PLANS (MFD-94th-95th FLOOR) |
| P-153 .01 | PLUMBING 66th FLOOR PLAN (MFD-96th FLOOR) |
| P-154 .01 | PLUMBING 67th and 67th FLOOR INTERMEDIATE PLANS (MFD-97th-98th FLOOR) |
| P-155 .01 | PLUMBING 68th FLOOR PLAN (MFD-100th FLOOR) |
| P-156 .01 | PLUMBING 69th and 70th FLOOR PLANS (MFD-107th-108th FLOOR) |
| P-157 .00 | PLUMBING 71st and 72nd FLOOR PLANS (TYPICAL 72nd-88th FLOORS) (MFD-109th FLOOR and MFD-110th-126th FLOOR) |
| P-158 .01 | PLUMBING 73rd and 74th FLOOR PLANS (MFD-111th-112th FLOOR) |
| P-159 .01 | PLUMBING 75th and 76th FLOOR PLANS (MFD-113th-114th FLOOR) |
| P-161 .00 | PLUMBING 79th and 80th FLOOR PLANS (MFD-117th-118th FLOOR) |
| P-162 .01 | PLUMBING 81st and 82nd FLOOR PLANS (MFD-119th-120th FLOOR) |
| P-163 .01 | PLUMBING 83rd and 84th FLOOR PLANS (MFD-121st-122nd FLOOR) |
| P-164 .01 | PLUMBING 85th and 86th FLOOR PLANS (MFD-123rd-124th FLOOR) |
| P-165 .01 | PLUMBING 87th and 88th FLOOR PLANS (MFD-125th-126th FLOOR) |
| P-166 .01 | PLUMBING 89th and 90th FLOOR PLANS (MFD-127th-128th FLOOR) |
| P-167 .01 | PLUMBING 91st and 92nd FLOOR PLANS (MFD-129th-130th FLOOR) |
| P-168 .01 | PLUMBING 93rd and 94th FLOOR PLANS (MFD-131st-132nd FLOOR) |
| P-169 .01 | PLUMBING 95th and 96th FLOOR PLANS (MFD-133rd-134th FLOOR) |
| P-170 .01 | PLUMBING 97th and 98th FLOOR PLANS (MFD-135th-136th FLOOR) |
| P-171 .01 | PLUMBING 99th and BMU FLOOR PLANS (MFD-137th FLOOR ROOF-COOLING TOWERS/BMU) |
| P-200 .00 | PLUMBING SUB CELLAR 3 UNDERGROUND PIPING PLAN (MFD-SUB CELLAR 3) |
| P-201 .00 | PLUMBING SUB CELLAR 2 UNDERGROUND PIPING PLAN (MFD-SUB CELLAR 2) |
| P-202 .00 | PLUMBING SITE CONNECTION PART PLANS |
| P-300 .01 | PLUMBING DOMESTIC WATER RISER DIAGRAM |
| P-301 .01 | PLUMBING DOMESTIC WATER RISER DIAGRAM |
| P-302 .01 | PLUMBING DOMESTIC WATER RISER DIAGRAM |
| P-303 .01 | PLUMBING DOMESTIC WATER RISER DIAGRAM |
| P-304 .00 | PLUMBING DOMESTIC WATER RISER DIAGRAM |
| P-305 .01 | PLUMBING DOMESTIC WATER RISER DIAGRAM |
| P-306 .00 | PLUMBING DOMESTIC WATER RISER DIAGRAM |
| P-307 .01 | PLUMBING DOMESTIC WATER RISER DIAGRAM |
| P-308 .00 | PLUMBING DOMESTIC WATER RISER DIAGRAM |
| P-309 .01 | PLUMBING DOMESTIC WATER RISER DIAGRAM |
| P-311 .01 | PLUMBING DOMESTIC WATER RISER DIAGRAM |
| P-312 .01 | PLUMBING SANITARY RISER DIAGRAM |
| P-313 .01 | PLUMBING SANITARY RISER DIAGRAM |
| P-314 .01 | PLUMBING SANITARY RISER DIAGRAM |
| P-315 .01 | PLUMBING SANITARY RISER DIAGRAM |
| P-316 .01 | PLUMBING SANITARY RISER DIAGRAM |
| P-317 .01 | PLUMBING SANITARY RISER DIAGRAM |
| P-318 .01 | PLUMBING SANITARY RISER DIAGRAM |
| P-319 .01 | PLUMBING SANITARY RISER DIAGRAM |
| P-320 .01 | PLUMBING SANITARY RISER DIAGRAM |
| P-321 .01 | PLUMBING SANITARY RISER DIAGRAM |
| P-324 .01 | PLUMBING STORM RISER DIAGRAM |
| P-325 .01 | PLUMBING STORM RISER DIAGRAM |
| P-326 .01 | PLUMBING STORM RISER DIAGRAM |
| P-327 .01 | PLUMBING STORM RISER DIAGRAM |
| P-328 .01 | PLUMBING STORM RISER DIAGRAM |
| P-329 .01 | PLUMBING STORM RISER DIAGRAM |
| P-330 .01 | PLUMBING GAS RISER DIAGRAM |
| P-331 .01 | PLUMBING GAS RISER DIAGRAM |
| P-332 .00 | PLUMBING GAS RISER DIAGRAM |
| P-333 .00 | PLUMBING GAS RISER DIAGRAM |
| P-334 .01 | PLUMBING GAS RISER DIAGRAM |
| P-335 .01 | PLUMBING GAS RISER DIAGRAM |
| P-400 .01 | PLUMBING SCHEDULES |
| P-500 .01 | PLUMBING DETAILS |
| P-501 .01 | PLUMBING DETAILS |

DEPT OF BLDGS 121328205 Job Number

ES013255704 Scan Code



KEY PLAN:

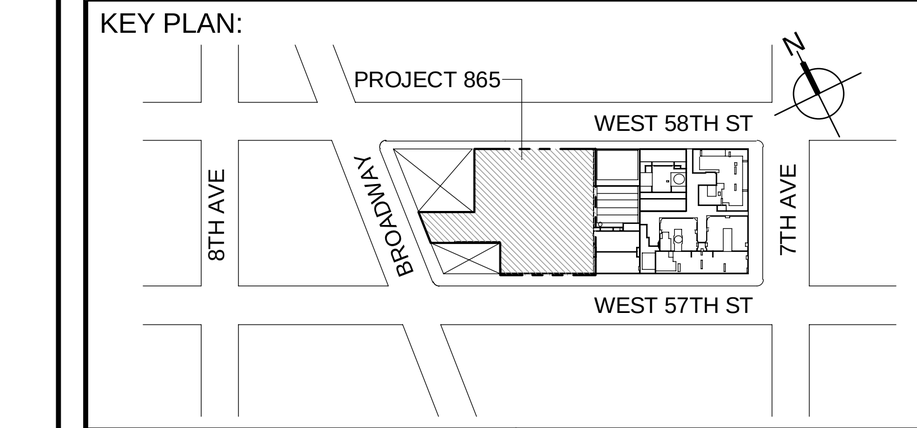


PROJECT NORTH

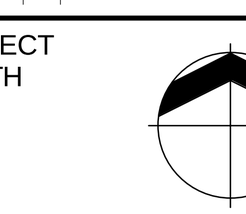

TRUE NORTH

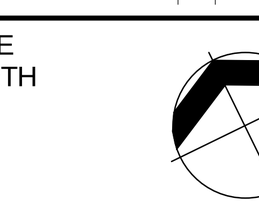


DEVELOPER:
***EXTELL DEVELOPMENT COMPANY***
805 THIRD AVENUE, 7TH FLOOR
New York, NY 10022 USA
TEL: 212 712 6000 FAX: 212 712 6100

DESIGN ARCHITECT: Base Building Shell & Core
***ADRIAN SMITH + GORDON GILL ARCHITECTURE***
111 WEST MONROE STREET SUITE 2300
CHICAGO IL 60603
TEL: 312 920 1888 FAX: 312 920 1775

INTERIOR DESIGNER: Residential
***Rottet Architecture and Design Studio, PLLC***
298 Fifth Ave, 7th Floor
New York, NY 10001
TEL: 646 998 7000 FAX:

ARCHITECT OF RECORD: Base Building Shell, Core, & Residential
***AAI ARCHITECTS, P.C.***
401 Wellington St. W., 3rd Floor
Toronto, ON M5V 1E7 Canada
TEL: 416 967 1500 FAX: 416 967 7150

STRUCTURAL ENGINEERS:
***WSP CANTOR SEINUK***
228 EAST 45th Street
New York, NY 10017 USA
TEL: 212 687 9888 FAX: 646 487 5501

MEP ENGINEERS:
***AKF GROUP***
One Liberty Plaza, 165 Broadway, 22nd Floor
New York, NY 10006 USA
TEL: 212 354 5656 FAX: 212 354 5668

GEOTECHNICAL ENGINEERS:
***Langan Engineering & Environmental Services***
21 Penn Plaza - 360 West 31st Street, 8th Floor
New York, NY 10001-2727
TEL: 212 479 5400 FAX: 212 479 5444

CODE CONSULTANTS:
***Construction Consulting Associates***
100 Church Street
New York, NY 10007
TEL: 212 385 1818 FAX: 212 385 1911

CURTAINWALL CONSULTANT:
***AJLP Consulting***
40 Worth Street. Suite 826
New York, NY 10013
TEL: 212 757 5659 FAX: 646 219 8508

LANDMARK/PRESERVATION CONSULTANT:
***Jan Hird Pokorny Associates, Inc.***
39 West 37th Street, 12A
New York, NY 10018
TEL: 212 759 6462 FAX: 212 759 6540


| No. | DESCRIPTION | DATE |
|---|---|---|
| 1 | ISSUED FOR SCHEMATIC DESIGN | 04 APR 2014 |
| 2 | ISSUED FOR DESIGN DEVELOPMENT | 01 JUL 2014 |
| 3 | ISSUED FOR DESIGN DEVELOPMENT | 31 JUL 2014 |
| 4 | CD PROGRESS ISSUE 1 | 15 OCT 2014 |
| 5 | ISSUED FOR BID - PLUMBING | 15 OCT 2014 |
| 6 | ISSUED FOR FILING | 25 NOV 2014 |
| 7 | DOB SUBMISSION | 19 DEC 2014 |
| 8 | CD PROGRESS ISSUE 5 | 10 AUG 2015 |
| 9 | DOB AMENDMENT 2 | 18 SEP 2015 |
| 10 | CD PROGRESS ISSUE 6 | 02 NOV 2015 |
| 11 | CD PROGRESS ISSUE 7 | 29 JAN 2016 |
| 12 | CD PROGRESS ISSUE 8 - GMP SET | 18 MAR 2016 |
| 13 | DOB AMENDMENT 3 | 03 OCT 2016 |


Discrepancies must be reported immediately to the Architect before proceeding. Only figured dimensions are to be used. Contractors must check all dimensions on site. This drawing is protected by copyright.

ALL DIMENSIONS ARE SHOWN IN IMPERIAL.



CONSULTANT: AKF
ONE LIBERTY PLAZA, 165 BROADWAY, 22nd FLOOR
NEW YORK, NY 10006
T: 212.354.5656 F: 212.354.5668
Arlington / Boston / Mexico City / Minneapolis / New York
Philadelphia / Princeton / Puebla / Rochester / Stamford


PROJECT:

**217 WEST 57TH STREET**
NEW YORK, NY

DRAWING TITLE:
PLUMBING
COVER SHEET

SEAL & SIGNATURE:




| | |
|---|---|
| DATE: | 04/04/14 |
| PROJECT No: | Y130747-000 |
| DRAWN: JRD | REV: 13 |
| CHK: JRD | |
| SCALE: AS NOTED | |
| DWG No: | **P-000.02** |
| DOB PAGE No: | 1 of 100 |

DOB EMPLOYEE STAMP: DOB B-SCAN:

FILE NAME: C:\Revit Local Files\Y130747-000-AKF-865_MEP15-CENTRAL_sblancha.rvt
PLOT DATE: 10/19/2016 4:24:36 PM

DEPT OF BLDGS 121267426 Job Number
E300681120 Scan Code

36" x 48" Arch E - SHEET SIZE

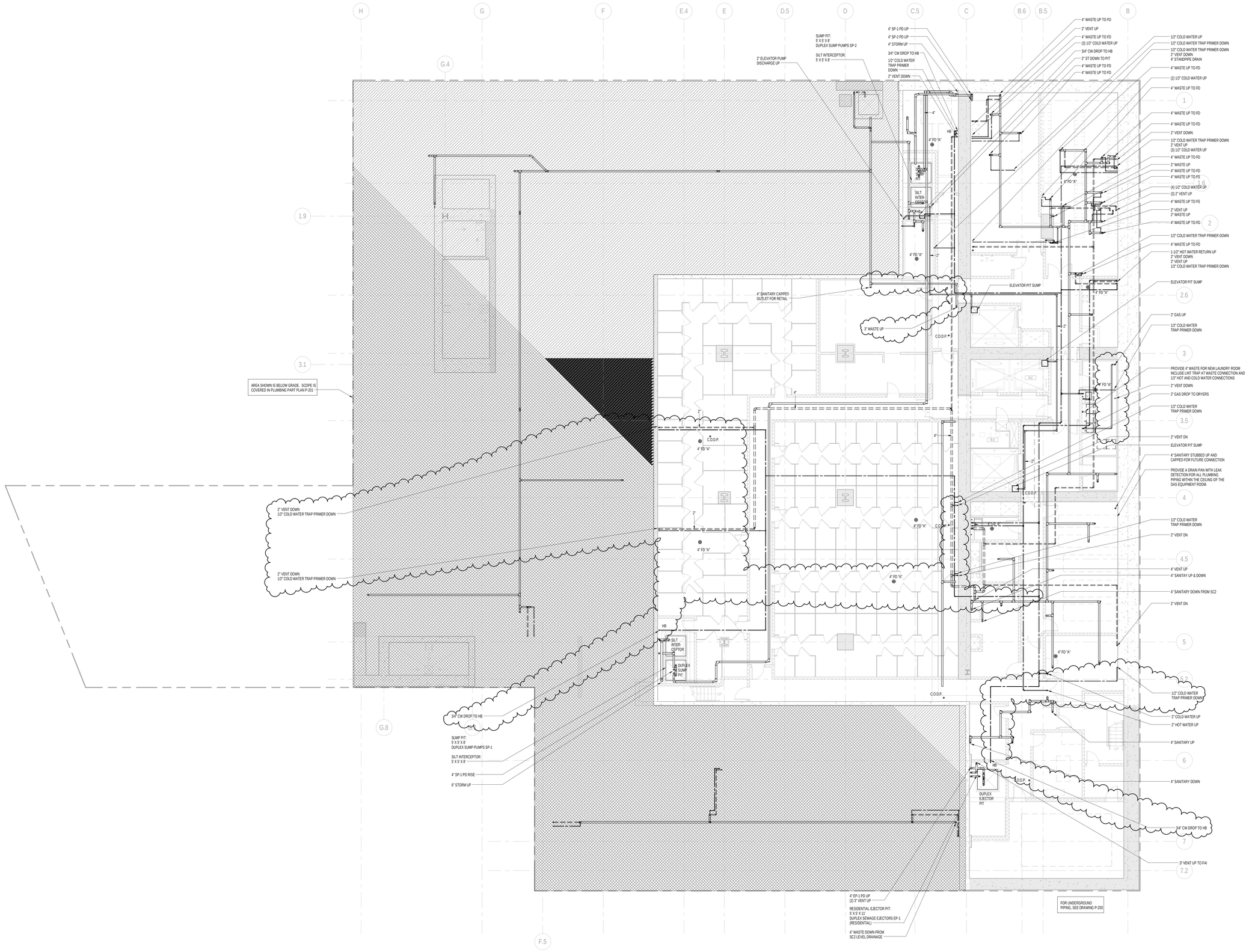


1 SUB CELLAR 3 FLOOR PLAN
SCALE: 1/8" = 1'-0"

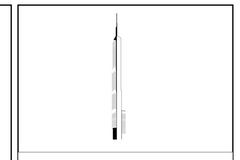

KEY PLAN:

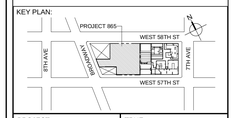


PROJECT NORTH

TRUE NORTH

DEVELOPER:
***EXTELL DEVELOPMENT COMPANY***
805 THIRD AVENUE, 7TH FLOOR
New York, NY 10022 USA
TEL: 212 712 6000 FAX: 212 712 6100

DESIGN ARCHITECT: Base Building Shell & Core
***ADRIAN SMITH + GORDON GILL ARCHITECTURE***
111 WEST MONROE STREET SUITE 2300
CHICAGO IL 60603
TEL: 312 920 1888 FAX: 312 920 1775

INTERIOR DESIGNER: Residential
***Rottet Architecture and Design Studio, PLLC***
298 Fifth Ave, 7th Floor
New York, NY 10001
TEL: 646 998 7000 FAX:

ARCHITECT OF RECORD:Base Building Shell, Core, & Residential
***AAI ARCHITECTS, P.C.***
401 Wellington St. W., 3rd Floor
Toronto, ON M5V 1E7 Canada
TEL: 416 967 1500 FAX: 416 967 7150

STRUCTURAL ENGINEERS:
***WSP CANTOR SEINUK***
228 EAST 45th Street
New York, NY 10017 USA
TEL: 212 687 9888 FAX: 646 487 5501

MEP ENGINEERS:
***AKF GROUP***
One Liberty Plaza, 165 Broadway, 22nd Floor
New York, NY 10006 USA
TEL: 212 354 5656 FAX: 212 354 5668

GEOTECHNICAL ENGINEERS:
***Langan Engineering & Environmental Services***
21 Penn Plaza - 360 West 31st Street, 8th Floor
New York, NY 10001-2727
TEL: 212 479 5400 FAX: 212 479 5444

CODE CONSULTANTS:
***Construction Consulting Associates***
100 Church Street
New York, NY 10007
TEL: 212 385 1818 FAX: 212 385 1911

CURTAINWALL CONSULTANT:
***AJLP Consulting***
40 Worth Street, Suite 826
New York, NY 10013
TEL: 212 757 5659 FAX: 646 219 8508

LANDMARK/PRESERVATION CONSULTANT:
***Jan Hird Pokorny Associates, Inc.***
39 West 37th Street, 12A
New York, NY 10018
TEL: 212 759 6462 FAX: 212 759 6540

| No. | DESCRIPTION | DATE |
|---|---|---|
| 1 | ISSUED FOR SCHEMATIC DESIGN | 04 APR 2014 |
| 2 | ISSUED FOR DESIGN DEVELOPMENT | 01 JUL 2014 |
| 3 | ISSUED FOR DESIGN DEVELOPMENT | 31 JUL 2014 |
| 4 | CD PROGRESS ISSUE 1 | 15 OCT 2014 |
| 5 | ISSUED FOR BID - PLUMBING | 15 OCT 2014 |
| 6 | DOB SUBMISSION | 19 DEC 2014 |
| 7 | CD PROGRESS ISSUE 4 | 01 JUN 2015 |
| 8 | CD PROGRESS ISSUE 5 | 10 AUG 2015 |
| 9 | DOB AMENDMENT 2 | 18 SEP 2015 |
| 10 | CD PROGRESS ISSUE 6 | 02 NOV 2015 |
| 11 | CD PROGRESS ISSUE 7 | 29 JAN 2016 |
| 12 | CD PROGRESS ISSUE 8 - GMP SET | 18 MAR 2016 |
| 13 | DOB AMENDMENT 3 | 03 OCT 2016 |

0 4' - 0" 8' - 0" 16' - 0"

Discrepancies must be reported immediately to the Architect before proceeding. Only figured dimensions are to be used. Contractors must check all dimensions on site. This drawing is protected by copyright.

ALL DIMENSIONS ARE SHOWN IN IMPERIAL.

CONSULTANT:
AKF
ONE LIBERTY PLAZA, 165 BROADWAY, 22nd FLOOR
NEW YORK, NY 10006
T: 212.354.5656 F: 212.354.5668
Atlanta / Boise / Mexico City / Minneapolis / New York
Philadelphia / Houston / Fairfax / Spokane / Stamford

PROJECT:

**217 WEST 57TH STREET**
NEW YORK, NY

DRAWING TITLE:

PLUMBING
SUB CELLAR 3 PLAN (MFD-SUB CELLAR 3)

SEAL & SIGNATURE:

| | |
|---|---|
| DATE: | 04/04/14 |
| PROJECT No: | Y130747-000 |
| DRAWN: JRD | REV: |
| CHK: JRD | 13 |
| SCALE: 1/8" = 1'-0" | |
| DWG No: | |
| **P-100.02** | |
| DOB PAGE No: | 4 of 100 |

DOB EMPLOYEE STAMP:

DOB B-SCAN:

FILE NAME: C:\Revit Local Files\Y130747-000 AAF-BSL_MEP15-CENTRAL_dbaacna.rvt
PLOT DATE: 10/3/2016 4:25:55 PM

DEPT OF BLDGS 121263426 Job Number
E3120050725 Scan Code

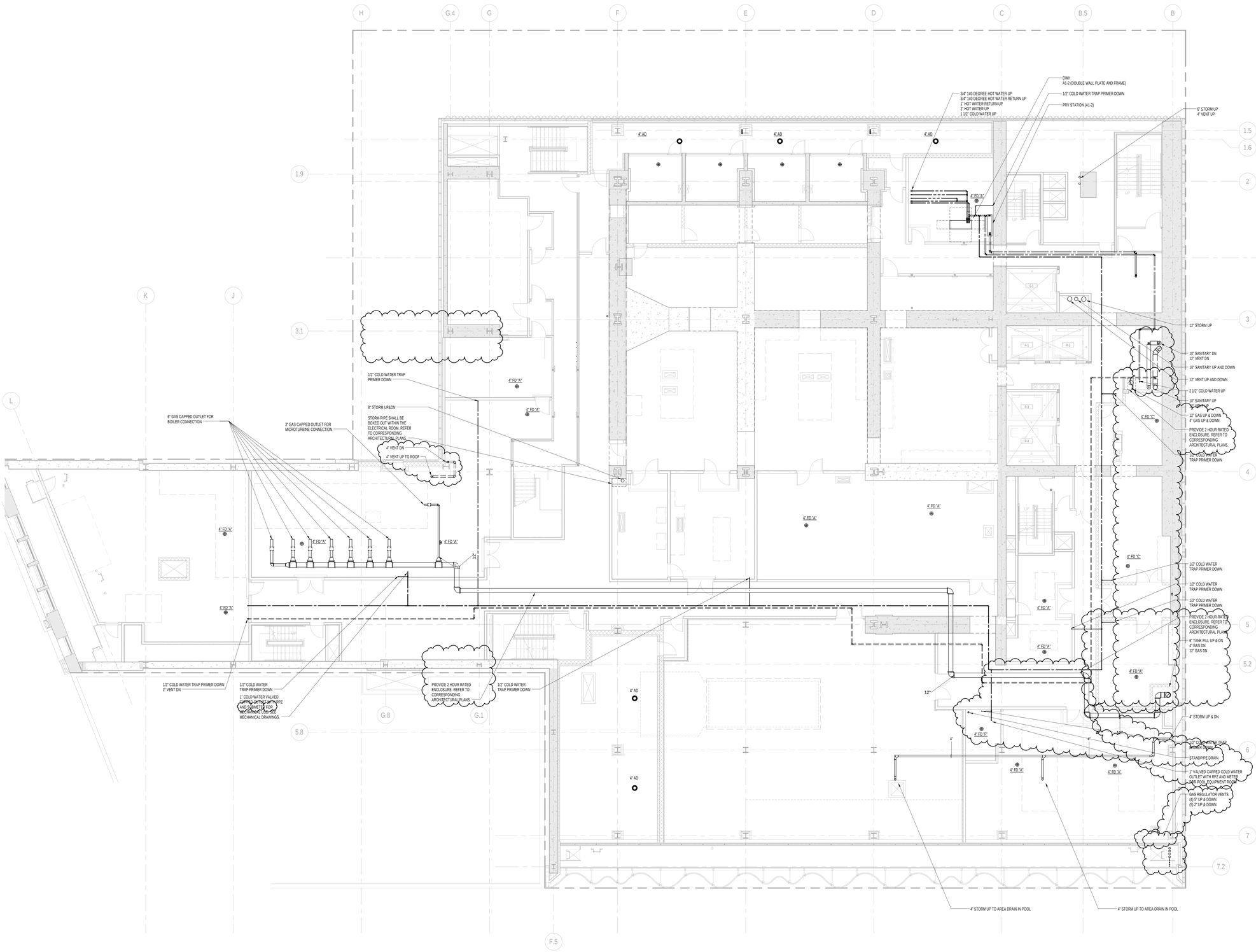


1 7th FLOOR PLAN
SCALE: 1/8" = 1'-0"

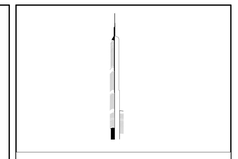

KEY PLAN:

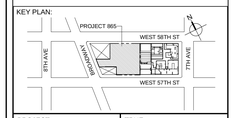


PROJECT NORTH

TRUE NORTH

DEVELOPER:
***EXTELL DEVELOPMENT COMPANY***
805 THIRD AVENUE, 7TH FLOOR
New York, NY 10022 USA
TEL: 212 712 6000 FAX: 212 712 6100

DESIGN ARCHITECT: Base Building Shell & Core
***ADRIAN SMITH + GORDON GILL ARCHITECTURE***
111 WEST MONROE STREET SUITE 2300
CHICAGO IL 60603
TEL: 312 920 1888 FAX: 312 920 1775

INTERIOR DESIGNER: Residential
***Rottet Architecture and Design Studio, PLLC***
298 Fifth Ave, 7th Floor
New York, NY 10001
TEL: 646 998 7000 FAX:

ARCHITECT OF RECORD:Base Building Shell, Core, & Residential
***AAI ARCHITECTS, P.C.***
401 Wellington St. W., 3rd Floor
Toronto, ON M5V 1E7 Canada
TEL: 416 967 1500 FAX: 416 967 7150

STRUCTURAL ENGINEERS:
***WSP CANTOR SEINUK***
228 EAST 45th Street
New York, NY 10017 USA
TEL: 212 687 9888 FAX: 646 487 5501

MEP ENGINEERS:
***AKF GROUP***
One Liberty Plaza, 165 Broadway, 22nd Floor
New York, NY 10006 USA
TEL: 212 354 5656 FAX: 212 354 5668

GEOTECHNICAL ENGINEERS:
***Langan Engineering & Environmental Services***
21 Penn Plaza - 360 West 31st Street, 8th Floor
New York, NY 10001-2727
TEL: 212 479 5400 FAX: 212 479 5444

CODE CONSULTANTS:
***Construction Consulting Associates***
100 Church Street
New York, NY 10007
TEL: 212 385 1818 FAX: 212 385 1911

CURTAINWALL CONSULTANT:
***AJLP Consulting***
40 Worth Street. Suite 826
New York, NY 10013
TEL: 212 757 5659 FAX: 646 219 8508

LANDMARK/PRESERVATION CONSULTANT:
***Jan Hird Pokorny Associates, Inc.***
39 West 37th Street, 12A
New York, NY 10018
TEL: 212 759 6462 FAX: 212 759 6540

| No. | DESCRIPTION | DATE |
|---|---|---|
| 1 | ISSUED FOR SCHEMATIC DESIGN | 04 APR 2014 |
| 2 | ISSUED FOR DESIGN DEVELOPMENT | 01 JUL 2014 |
| 3 | ISSUED FOR DESIGN DEVELOPMENT | 31 JUL 2014 |
| 4 | CD PROGRESS ISSUE 1 | 15 OCT 2014 |
| 5 | ISSUED FOR BID - PLUMBING | 15 OCT 2014 |
| 6 | DOB SUBMISSION | 19 DEC 2014 |
| 7 | CD PROGRESS ISSUE 4 | 01 JUN 2015 |
| 8 | CD PROGRESS ISSUE 5 | 10 AUG 2015 |
| 9 | DOB AMENDMENT 2 | 18 SEP 2015 |
| 10 | CD PROGRESS ISSUE 6 | 02 NOV 2015 |
| 11 | CD PROGRESS ISSUE 7 | 29 JAN 2016 |
| 12 | CD PROGRESS ISSUE 8 - GMP SET | 18 MAR 2016 |
| 13 | DOB AMENDMENT 3 | 03 OCT 2016 |

0 4' - 0" 8' - 0" 16' - 0"

Discrepancies must be reported immediately to the Architect before proceeding. Only figured dimensions are to be used. Contractors must check all dimensions on site. This drawing is protected by copyright.

ALL DIMENSIONS ARE SHOWN IN IMPERIAL.

CONSULTANT:
AKF
ONE LIBERTY PLAZA, 165 BROADWAY, 22nd FLOOR
NEW YORK, NY 10006
T: 212.354.5656 F: 212.354.5668
Arlington | Boston | Mexico City | Minneapolis | New York
Philadelphia | Princeton | Portland | Rochester | Washington

PROJECT:
**217 WEST 57TH STREET**
NEW YORK, NY

DRAWING TITLE:
PLUMBING
7th FLOOR PLAN (MFD-7th FLOOR)

SEAL & SIGNATURE:

| | |
|---|---|
| DATE: | 04/04/14 |
| PROJECT No: | Y130747-000 |
| DRAWN: JRD | REV: |
| CHK: JRD | 13 |
| SCALE: 1/8" = 1'-0" | |
| DWG No: | P-111.02 |
| DOB PAGE No: | 15 of 100 |

DOB EMPLOYEE STAMP:

DOB B-SCAN:

36" x 48" Arch E - SHEET SIZE
FILE NAME: C:\Revit Local Files\Y130747-000-AKF-865_MEP15-CENTRAL_JRdevrim.rvt
PLOT DATE: 10/3/2016 4:29:48 PM

DEPT OF BLDGS 121262505 Job Number
E381352309 Scan Code

36" x 48" Arch E - SHEET SIZE

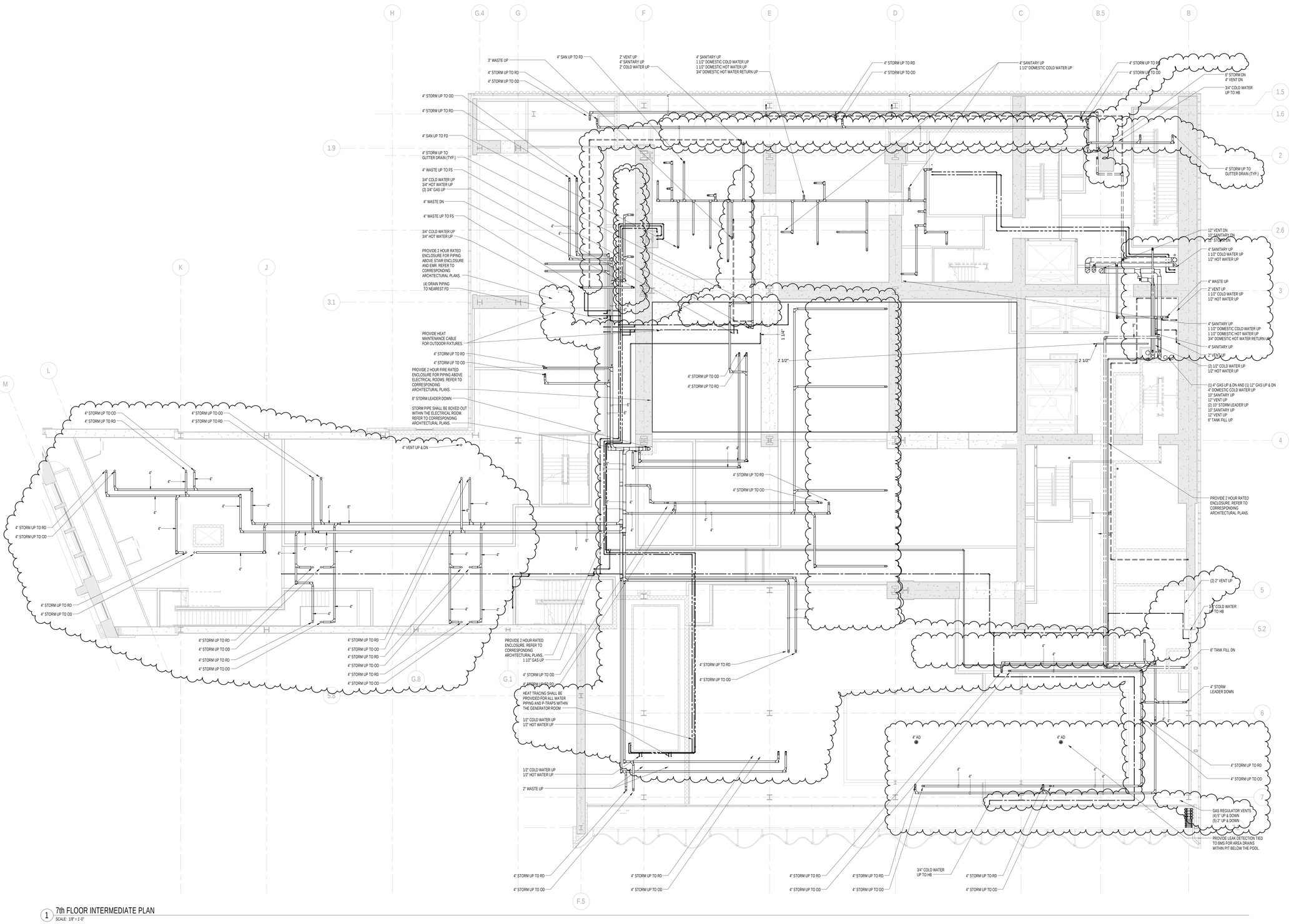


1 7th FLOOR INTERMEDIATE PLAN
SCALE: 1/8" = 1'-0"

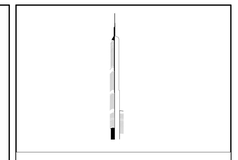

KEY PLAN:

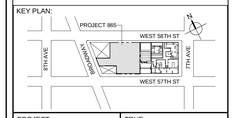


PROJECT NORTH | TRUE NORTH

DEVELOPER:
***EXTELL DEVELOPMENT COMPANY***
805 THIRD AVENUE, 7TH FLOOR
New York, NY 10022 USA
TEL: 212 712 6000 FAX: 212 712 6100

DESIGN ARCHITECT: Base Building Shell & Core
***ADRIAN SMITH + GORDON GILL ARCHITECTURE***
111 WEST MONROE STREET SUITE 2300
CHICAGO IL 60603
TEL: 312 920 1888 FAX: 312 920 1775

INTERIOR DESIGNER: Residential
***Rottet Architecture and Design Studio, PLLC***
298 Fifth Ave, 7th Floor
New York, NY 10001
TEL: 646 998 7000 FAX:

ARCHITECT OF RECORD:Base Building Shell, Core, & Residential
***AAI ARCHITECTS, P.C.***
401 Wellington St. W., 3rd Floor
Toronto, ON M5V 1E7 Canada
TEL: 416 967 1500 FAX: 416 967 7150

STRUCTURAL ENGINEERS:
***WSP CANTOR SEINUK***
228 EAST 45th Street
New York, NY 10017 USA
TEL: 212 687 9888 FAX: 646 487 5501

MEP ENGINEERS:
***AKF GROUP***
One Liberty Plaza, 165 Broadway, 22nd Floor
New York, NY 10006 USA
TEL: 212 354 5656 FAX: 212 354 5668

GEOTECHNICAL ENGINEERS:
***Langan Engineering & Environmental Services***
21 Penn Plaza - 360 West 31st Street, 8th Floor
New York, NY 10001-2727
TEL: 212 479 5400 FAX: 212 479 5444

CODE CONSULTANTS:
***Construction Consulting Associates***
100 Church Street
New York, NY 10007
TEL: 212 385 1818 FAX: 212 385 1911

CURTAINWALL CONSULTANT:
***AJLP Consulting***
40 Worth Street. Suite 826
New York, NY 10013
TEL: 212 757 5659 FAX: 646 219 8508

LANDMARK/PRESERVATION CONSULTANT:
***Jan Hird Pokorny Associates, Inc.***
39 West 37th Street, 12A
New York, NY 10018
TEL: 212 759 6462 FAX: 212 759 6540

| No. | DESCRIPTION | DATE |
|---|---|---|
| 1 | ISSUED FOR SCHEMATIC DESIGN | 04 APR 2014 |
| 2 | ISSUED FOR DESIGN DEVELOPMENT | 01 JUL 2014 |
| 3 | ISSUED FOR DESIGN DEVELOPMENT | 31 JUL 2014 |
| 4 | CD PROGRESS ISSUE 1 | 15 OCT 2014 |
| 5 | ISSUED FOR BID - PLUMBING | 15 OCT 2014 |
| 6 | DOB SUBMISSION | 19 DEC 2014 |
| 7 | CD PROGRESS ISSUE 3 | 09 MAR 2015 |
| 8 | CD PROGRESS ISSUE 4 | 01 JUN 2015 |
| 9 | CD PROGRESS ISSUE 5 | 10 AUG 2015 |
| 10 | DOB AMENDMENT 2 | 18 SEP 2015 |
| 11 | CD PROGRESS ISSUE 6 | 02 NOV 2015 |
| 12 | CD PROGRESS ISSUE 7 | 29 JAN 2016 |
| 13 | CD PROGRESS ISSUE 8 - GMP SET | 18 MAR 2016 |
| 14 | DOB AMENDMENT 3 | 03 OCT 2016 |

0 4' - 0" 8' - 0" 16' - 0"

Discrepancies must be reported immediately to the Architect before proceeding. Only figured dimensions are to be used. Contractors must check all dimensions on site. This drawing is protected by copyright.

ALL DIMENSIONS ARE SHOWN IN IMPERIAL.

CONSULTANT:
AKF
ONE LIBERTY PLAZA, 165 BROADWAY, 22nd FLOOR
NEW YORK, NY 10006
T: 212.354.5656 F: 212.354.5668
Arlington | Boston | Mexico City | Minneapolis | New York
Philadelphia | Princeton | Puebla | Rochester | Stamford

PROJECT:
**217 WEST 57TH STREET**
NEW YORK, NY

DRAWING TITLE:
PLUMBING
7th FLOOR INTERMEDIATE PLAN

SEAL & SIGNATURE:

| | |
|---|---|
| DATE: | 04/04/14 |
| PROJECT No: | Y130747-000 |
| DRAWN: JRD | REV: |
| CHK: JRD | 14 |
| SCALE: 1/8" = 1'-0" | |
| DWG No: | P-112.02 |
| DOB PAGE No: | 16 of 100 |

DOB EMPLOYEE STAMP: DOB B-SCAN:

FILE NAME: C:\Revit Local Files\Y130747-000-AAF-865_MEP15-CENTRAL_ridaschek.rvt
PLOT DATE: 10/3/2016 4:30:48 PM

DEPT OF BLDGS 121283426 Job Number

E301460027 24 Scan Code

36" x 48" Arch E - SHEET SIZE

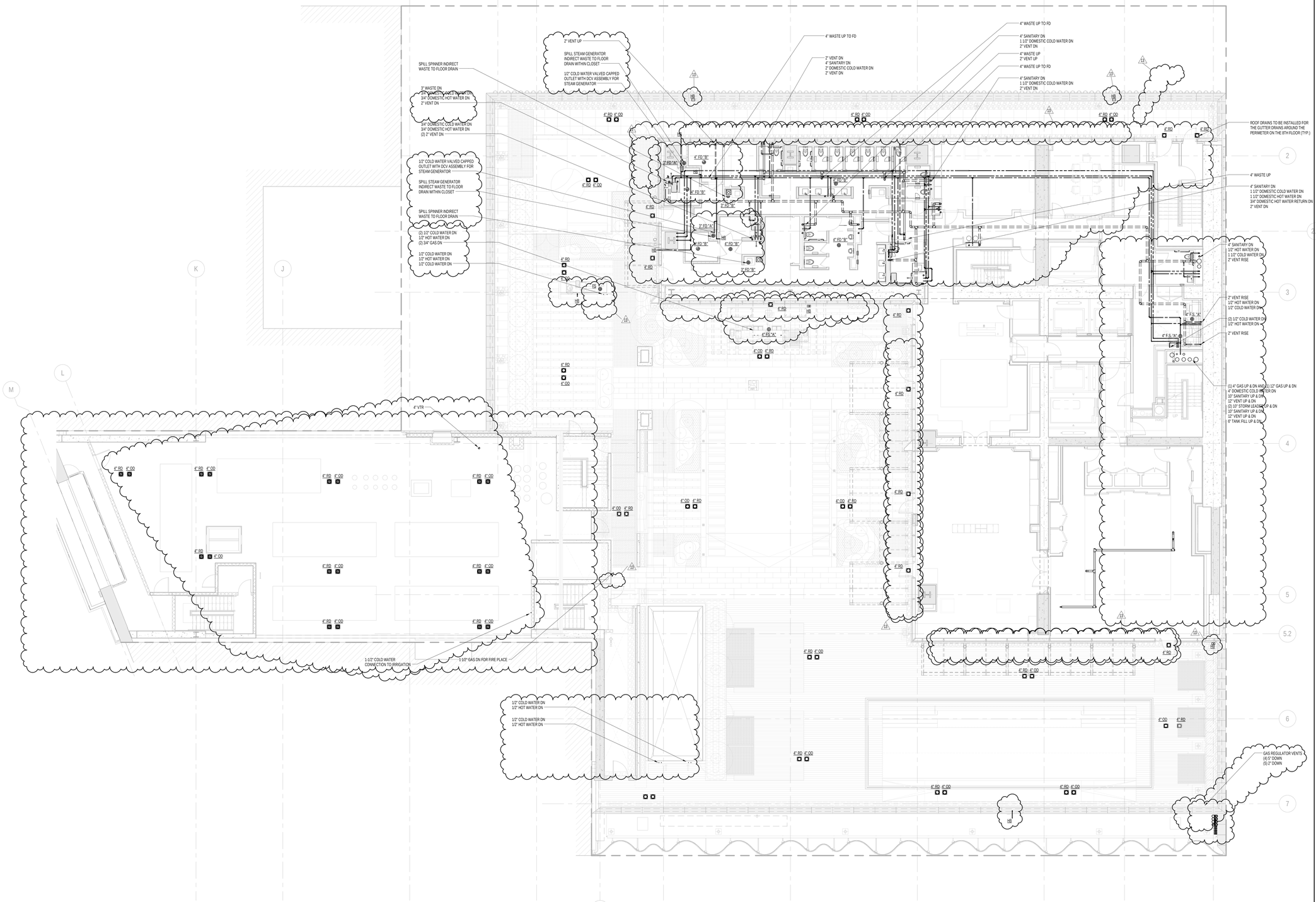


1 8th FLOOR PLAN
SCALE: 1/8" = 1'-0"

KEY PLAN:

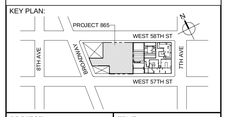


PROJECT NORTH

TRUE NORTH

DEVELOPER:
***EXTELL DEVELOPMENT COMPANY***
805 THIRD AVENUE, 7TH FLOOR
New York, NY 10022 USA
TEL: 212 712 6000 FAX: 212 712 6100

DESIGN ARCHITECT: Base Building Shell & Core
***ADRIAN SMITH + GORDON GILL ARCHITECTURE***
111 WEST MONROE STREET SUITE 2300
CHICAGO IL 60603
TEL: 312 920 1888 FAX: 312 920 1775

INTERIOR DESIGNER: Residential
***Rottet Architecture and Design Studio, PLLC***
298 Fifth Ave, 7th Floor
New York, NY 10001
TEL: 646 998 7000 FAX:

ARCHITECT OF RECORD:Base Building Shell, Core, & Residential
***AAI ARCHITECTS, P.C.***
401 Wellington St. W., 3rd Floor
Toronto, ON M5V 1E7 Canada
TEL: 416 967 1500 FAX: 416 967 7150

STRUCTURAL ENGINEERS:
***WSP CANTOR SEINUK***
228 EAST 45th Street
New York, NY 10017 USA
TEL: 212 687 9888 FAX: 646 487 5501

MEP ENGINEERS:
***AKF GROUP***
One Liberty Plaza, 165 Broadway, 22nd Floor
New York, NY 10006 USA
TEL: 212 354 5656 FAX: 212 354 5668

GEOTECHNICAL ENGINEERS:
***Langan Engineering & Environmental Services***
21 Penn Plaza - 360 West 31st Street, 8th Floor
New York, NY 10001-2727
TEL: 212 479 5400 FAX: 212 479 5444

CODE CONSULTANTS:
***Construction Consulting Associates***
100 Church Street
New York, NY 10007
TEL: 212 385 1818 FAX: 212 385 1911

CURTAINWALL CONSULTANT:
***AJLP Consulting***
40 Worth Street. Suite 826
New York, NY 10013
TEL: 212 757 5659 FAX: 646 219 8508

LANDMARK/PRESERVATION CONSULTANT:
***Jan Hird Pokorny Associates, Inc.***
39 West 37th Street, 12th
New York, NY 10018
TEL: 212 759 6462 FAX: 212 759 6540

| No. | DESCRIPTION | DATE |
|---|---|---|
| 1 | ISSUED FOR SCHEMATIC DESIGN | 04 APR 2014 |
| 2 | ISSUED FOR DESIGN DEVELOPMENT | 01 JUL 2014 |
| 3 | ISSUED FOR DESIGN DEVELOPMENT | 31 JUL 2014 |
| 4 | CD PROGRESS ISSUE 1 | 15 OCT 2014 |
| 5 | ISSUED FOR BID - PLUMBING | 15 OCT 2014 |
| 6 | DOB SUBMISSION | 19 DEC 2014 |
| 7 | CD PROGRESS ISSUE 3 | 09 MAR 2015 |
| 8 | CD PROGRESS ISSUE 4 | 01 JUN 2015 |
| 9 | CD PROGRESS ISSUE 5 | 10 AUG 2015 |
| 10 | DOB AMENDMENT 2 | 18 SEP 2015 |
| 11 | CD PROGRESS ISSUE 6 | 02 NOV 2015 |
| 12 | CD PROGRESS ISSUE 7 | 29 JAN 2016 |
| 13 | CD PROGRESS ISSUE 8 - GMP SET | 18 MAR 2016 |
| 14 | DOB AMENDMENT 3 | 03 OCT 2016 |

0 4'-0" 8'-0" 16'-0"

Discrepancies must be reported immediately to the Architect before proceeding. Only figured dimensions are to be used. Contractors must check all dimensions on site. This drawing is protected by copyright.

ALL DIMENSIONS ARE SHOWN IN IMPERIAL.

CONSULTANT:
AKF
ONE LIBERTY PLAZA, 165 BROADWAY, 22nd FLOOR
NEW YORK, NY 10006
T: 212.354.5656 F: 212.354.5668
Arlington / Boston / Mexico City / Minneapolis / New York
Philadelphia / Houston / Tonka / Sacramento / Jakarta

PROJECT:
**217 WEST 57TH STREET**
NEW YORK, NY

DRAWING TITLE:
PLUMBING
8th FLOOR PLAN (MFD-14th FLOOR)

SEAL & SIGNATURE:

| | |
|---|---|
| DATE: | 04/04/14 |
| PROJECT No: | Y130747-000 |
| DRAWN: JRD | REV: |
| CHK: JRD | 14 |
| SCALE: 1/8" = 1'-0" | |
| DWG No: | |
| **P-113.02** | |
| DOB PAGE No: 17 of 100 | |

DOB EMPLOYEE STAMP:

DOB B-SCAN:

FILE NAME: C:\Revit Local Files\Y130747-000-AKF-865_MEP-15-CENTRAL_dsilencha.rvt
PLOT DATE: 10/19/2016 4:21:07 PM

DEPT OF BLDGS 421263626 Job Number
E349174997 Scan Code

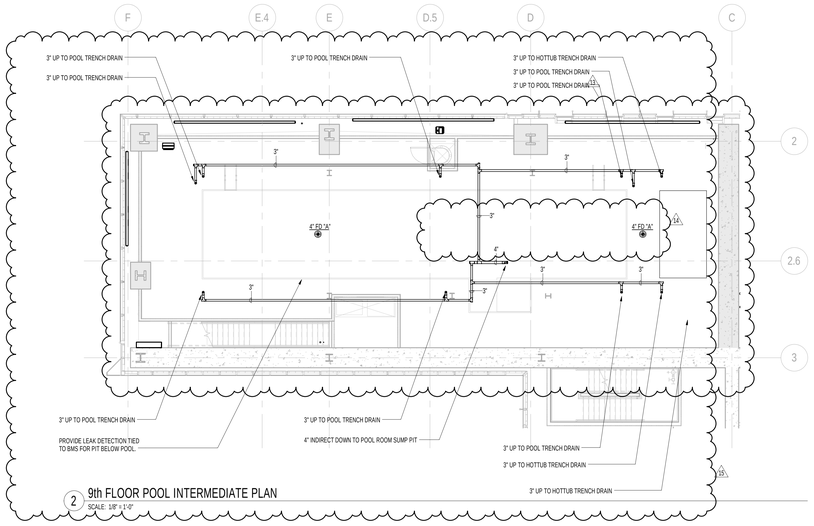


2 9th FLOOR POOL INTERMEDIATE PLAN
SCALE: 1/8" = 1'-0"

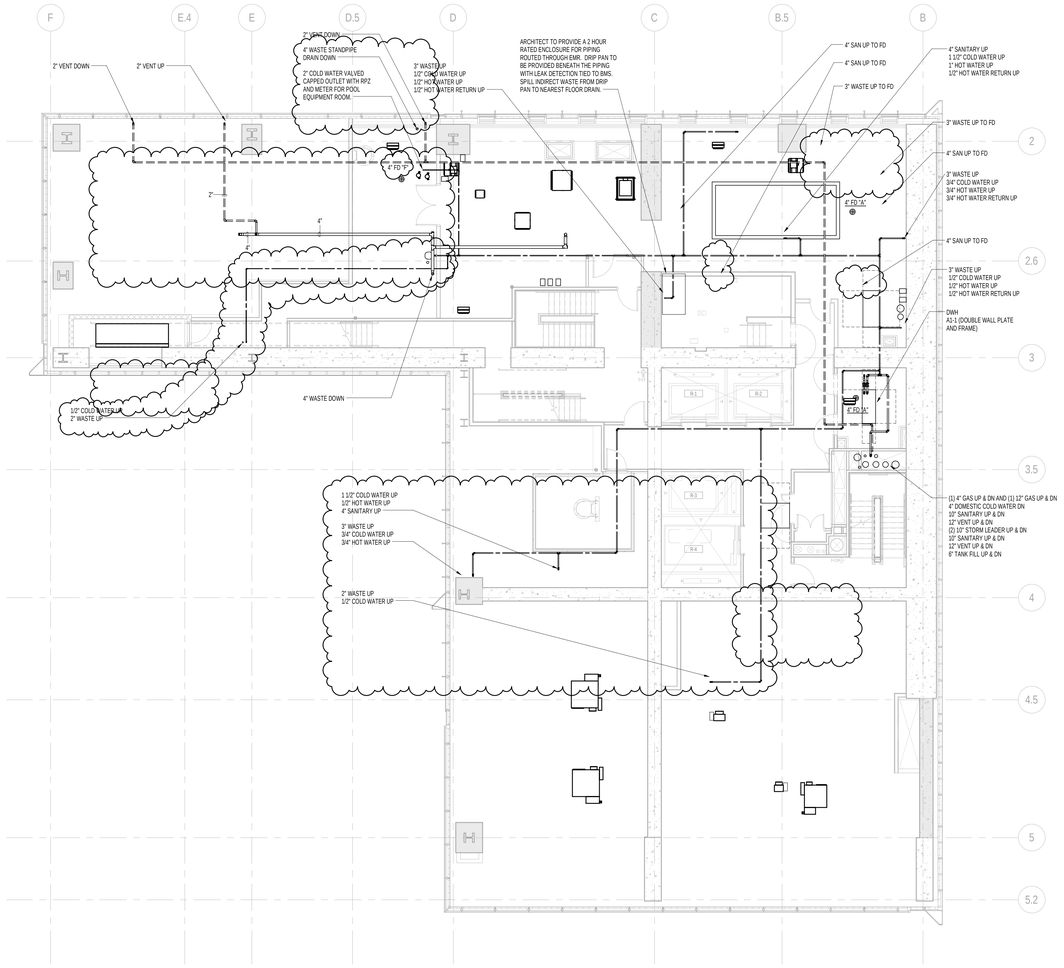


1 9th FLOOR PLAN
SCALE: 1/8" = 1'-0"

KEY PLAN:

PROJECT NORTH

TRUE NORTH

DEVELOPER:
***EXTELL DEVELOPMENT COMPANY***
805 THIRD AVENUE, 7TH FLOOR
New York, NY 10022 USA
TEL: 212 712 6000 FAX: 212 712 6100

DESIGN ARCHITECT: Base Building Shell & Core
***ADRIAN SMITH + GORDON GILL ARCHITECTURE***
111 WEST MONROE STREET SUITE 2300
CHICAGO IL 60603
TEL: 312 920 1888 FAX: 312 920 1775

INTERIOR DESIGNER: Residential
***Rottet Architecture and Design Studio, PLLC***
298 Fifth Ave, 7th Floor
New York, NY 10001
TEL: 646 998 7000 FAX:

ARCHITECT OF RECORD:Base Building Shell, Core, & Residential
***AAI ARCHITECTS, P.C.***
401 Wellington St. W., 3rd Floor
Toronto, ON M5V 1E7 Canada
TEL: 416 967 1500 FAX: 416 967 7150

STRUCTURAL ENGINEERS:
***WSP CANTOR SEINUK***
228 EAST 45th Street
New York, NY 10017 USA
TEL: 212 687 9888 FAX: 646 487 5501

MEP ENGINEERS:
***AKF GROUP***
One Liberty Plaza, 165 Broadway, 22nd Floor
New York, NY 10006 USA
TEL: 212 354 5656 FAX: 212 354 5668

GEOTECHNICAL ENGINEERS:
***Langan Engineering & Environmental Services***
21 Penn Plaza - 360 West 31st Street, 8th Floor
New York, NY 10001-2727
TEL: 212 479 5400 FAX: 212 479 5444

CODE CONSULTANTS:
***Construction Consulting Associates***
100 Church Street
New York, NY 10007
TEL: 212 385 1818 FAX: 212 385 1911

CURTAINWALL CONSULTANT:
***AJLP Consulting***
40 Worth Street. Suite 826
New York, NY 10013
TEL: 212 757 5659 FAX: 646 219 8508

LANDMARK/PRESERVATION CONSULTANT:
***Jan Hird Pokorny Associates, Inc.***
39 West 37th Street, 12A
New York, NY 10018
TEL: 212 759 6462 FAX: 212 759 6540

| No. | DESCRIPTION | DATE |
|---|---|---|
| 1 | ISSUED FOR SCHEMATIC DESIGN | 04 APR 2014 |
| 2 | ISSUED FOR DESIGN DEVELOPMENT | 01 JUL 2014 |
| 3 | ISSUED FOR DESIGN DEVELOPMENT | 31 JUL 2014 |
| 4 | CD PROGRESS ISSUE 1 | 15 OCT 2014 |
| 5 | ISSUED FOR BID - PLUMBING | 15 OCT 2014 |
| 6 | DOB SUBMISSION | 19 DEC 2014 |
| 7 | CD PROGRESS ISSUE 3 | 09 MAR 2015 |
| 8 | CD PROGRESS ISSUE 4 | 01 JUN 2015 |
| 9 | CD PROGRESS ISSUE 5 | 10 AUG 2015 |
| 10 | DOB AMENDMENT 2 | 18 SEP 2015 |
| 11 | CD PROGRESS ISSUE 6 | 02 NOV 2015 |
| 12 | CD PROGRESS ISSUE 7 | 29 JAN 2016 |
| 13 | CD PROGRESS ISSUE 8 - GMP SET | 18 MAR 2016 |
| 14 | CD BULLETIN ISSUE 3 | 25 MAY 2016 |
| 15 | CD BULLETIN ISSUE 7 | 14 SEPT 2016 |
| 16 | DOB AMENDMENT 3 | 03 OCT 2016 |

0 4'-0" 8'-0" 16'-0"

Discrepancies must be reported immediately to the Architect before proceeding. Only figured dimensions are to be used. Contractors must check all dimensions on site. This drawing is protected by copyright.

ALL DIMENSIONS ARE SHOWN IN IMPERIAL.

CONSULTANT:
AKF
ONE LIBERTY PLAZA, 165 BROADWAY, 22nd FLOOR
NEW YORK, NY 10006
T: 212.354.5656 F: 212.354.5668
Arlington / Boston / Mexico City / Minneapolis / New York
Philadelphia / Princeton / Puebla / Rochester / Stamford

PROJECT:

**217 WEST 57TH STREET**
NEW YORK, NY

DRAWING TITLE:

PLUMBING
9th FLOOR PLAN (MFD-15th FLOOR)

SEAL & SIGNATURE:

STATE OF NEW YORK · JAMES R. DOHERTY · 038393-1 · LICENSED PROFESSIONAL ENGINEER

| | |
|---|---|
| DATE: | 04/04/14 |
| PROJECT No: | Y130747-000 |
| DRAWN: JRD | REV: 16 |
| CHK: JRD | |
| SCALE: 1/8" = 1'-0" | |
| DWG No: | P-114.02 |
| DOB PAGE No: | 18 of 100 |

DOB EMPLOYEE STAMP:

DOB B-SCAN:

36" x 48" Arch E - SHEET SIZE
FILE NAME: C:\Revit Local Files\Y130747-000-AKF-865_MEP15-CENTRAL_sdanchuk.rvt
PLOT DATE: 10/19/2016 4:23:37 PM

DEPT OF BLDGS 121263425 Job Number
E324258599 Scan Code

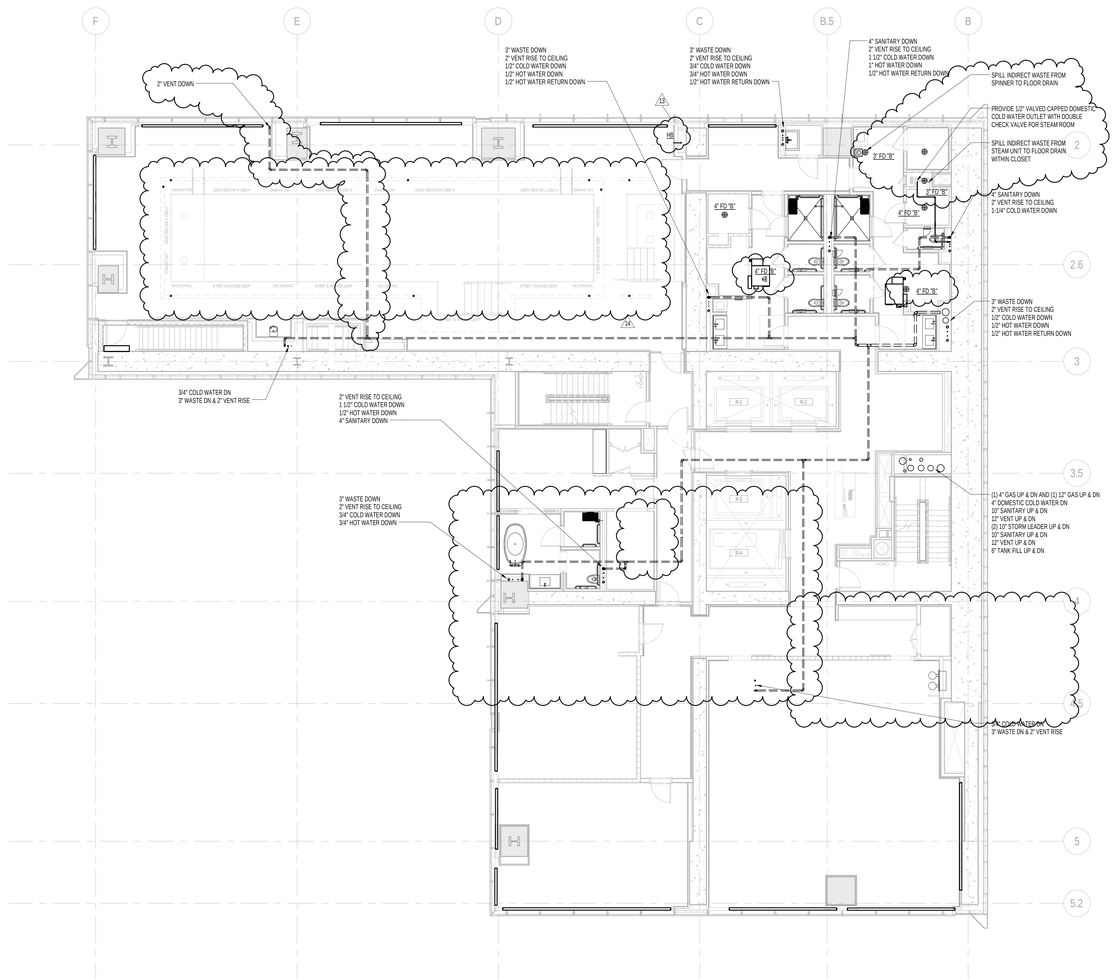


1 10th FLOOR PLAN
SCALE: 1/8" = 1'-0"

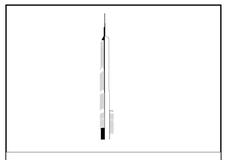

KEY PLAN:

PROJECT NORTH

TRUE NORTH

DEVELOPER:
***EXTELL DEVELOPMENT COMPANY***
805 THIRD AVENUE, 7TH FLOOR
New York, NY 10022 USA
TEL: 212 712 6000 FAX: 212 712 6100

DESIGN ARCHITECT: Base Building Shell & Core
***ADRIAN SMITH + GORDON GILL ARCHITECTURE***
111 WEST MONROE STREET SUITE 2300
CHICAGO IL 60603
TEL: 312 920 1888 FAX: 312 920 1775

INTERIOR DESIGNER: Residential
***Rottet Architecture and Design Studio, PLLC***
298 Fifth Ave, 7th Floor
New York, NY 10001
TEL: 646 998 7000 FAX:

ARCHITECT OF RECORD:Base Building Shell, Core, & Residential
***AAI ARCHITECTS, P.C.***
401 Wellington St. W., 3rd Floor
Toronto, ON M5V 1E7 Canada
TEL: 416 967 1500 FAX: 416 967 7150

STRUCTURAL ENGINEERS:
***WSP CANTOR SEINUK***
228 EAST 45th Street
New York, NY 10017 USA
TEL: 212 687 9888 FAX: 646 487 5501

MEP ENGINEERS:
***AKF GROUP***
One Liberty Plaza, 165 Broadway, 22nd Floor
New York, NY 10006 USA
TEL: 212 354 5656 FAX: 212 354 5668

GEOTECHNICAL ENGINEERS:
***Langan Engineering & Environmental Services***
21 Penn Plaza - 360 West 31st Street, 8th Floor
New York, NY 10001-2727
TEL: 212 479 5400 FAX: 212 479 5444

CODE CONSULTANTS:
***Construction Consulting Associates***
100 Church Street
New York, NY 10007
TEL: 212 385 1818 FAX: 212 385 1911

CURTAINWALL CONSULTANT:
***AJLP Consulting***
40 Worth Street. Suite 826
New York, NY 10013
TEL: 212 757 5659 FAX: 646 219 8508

LANDMARK/PRESERVATION CONSULTANT:
***Jan Hird Pokorny Associates, Inc.***
39 West 37th Street, 12A
New York, NY 10018
TEL: 212 759 6462 FAX: 212 759 6540

| No. | DESCRIPTION | DATE |
|---|---|---|
| 1 | ISSUED FOR SCHEMATIC DESIGN | 04 APR 2014 |
| 2 | ISSUED FOR DESIGN DEVELOPMENT | 01 JUL 2014 |
| 3 | ISSUED FOR DESIGN DEVELOPMENT | 31 JUL 2014 |
| 4 | CD PROGRESS ISSUE 1 | 15 OCT 2014 |
| 5 | ISSUED FOR BID - PLUMBING | 15 OCT 2014 |
| 6 | DOB SUBMISSION | 19 DEC 2014 |
| 7 | CD PROGRESS ISSUE 3 | 09 MAR 2015 |
| 8 | CD PROGRESS ISSUE 4 | 01 JUN 2015 |
| 9 | CD PROGRESS ISSUE 5 | 10 AUG 2015 |
| 10 | DOB AMENDMENT 2 | 18 SEP 2015 |
| 11 | CD PROGRESS ISSUE 6 | 02 NOV 2015 |
| 12 | CD PROGRESS ISSUE 7 | 29 JAN 2016 |
| 13 | CD PROGRESS ISSUE 8 - GMP SET | 18 MAR 2016 |
| 14 | CD BULLETIN ISSUE 7 | 14 SEPT 2016 |
| 15 | DOB AMENDMENT 3 | 03 OCT 2016 |

0 4'-0" 8'-0" 16'-0"

Discrepancies must be reported immediately to the Architect before proceeding. Only figured dimensions are to be used. Contractors must check all dimensions on site. This drawing is protected by copyright.

ALL DIMENSIONS ARE SHOWN IN IMPERIAL.

CONSULTANT:
AKF
ONE LIBERTY PLAZA, 165 BROADWAY, 22nd FLOOR
NEW YORK, NY 10006
T: 212.354.5656 F: 212.354.5668
Arlington / Detroit / Miami City / Minneapolis / New York
Philadelphia / Princeton / Visalia / Richmond / Deerfield

PROJECT:

**217 WEST 57TH STREET**
NEW YORK, NY

DRAWING TITLE:

PLUMBING
10th FLOOR PLAN (MFD-16th FLOOR)

SEAL & SIGNATURE:

STATE OF NEW YORK · CHRISTOPHER C. MOORE · No. 075139 · LICENSED PROFESSIONAL ENGINEER

| | |
|---|---|
| DATE: | 04/04/14 |
| PROJECT No: | Y130747-000 |
| DRAWN: JRD | REV.: |
| CHK: JRD | 15 |
| SCALE: 1/8" = 1'-0" | |
| DWG No: | P-115.02 |
| DOB PAGE No: | 19 of 100 |

DOB EMPLOYEE STAMP:

DOB B-SCAN:

36" x 48" Arch E - SHEET SIZE
FILE NAME: C:\Revit Local Files\Y130747-000-AKF-865_MEP15-CENTRAL_sdaverlia.rvt
PLOT DATE: 10/19/2016 4:33:04 PM

DEPT OF BLDGS 121263426 Job Number
E399112394 Scan Code

36" x 48" Arch E - SHEET SIZE

GUTTER DRAIN PIPING
ALL GUTTER DRAIN PIPING TO BE STAINLESS STEEL
FROM THE 4" OUTLET ON THE GUTTER THROUGH THE
SHEAR WALL AT COLUMN LINE B

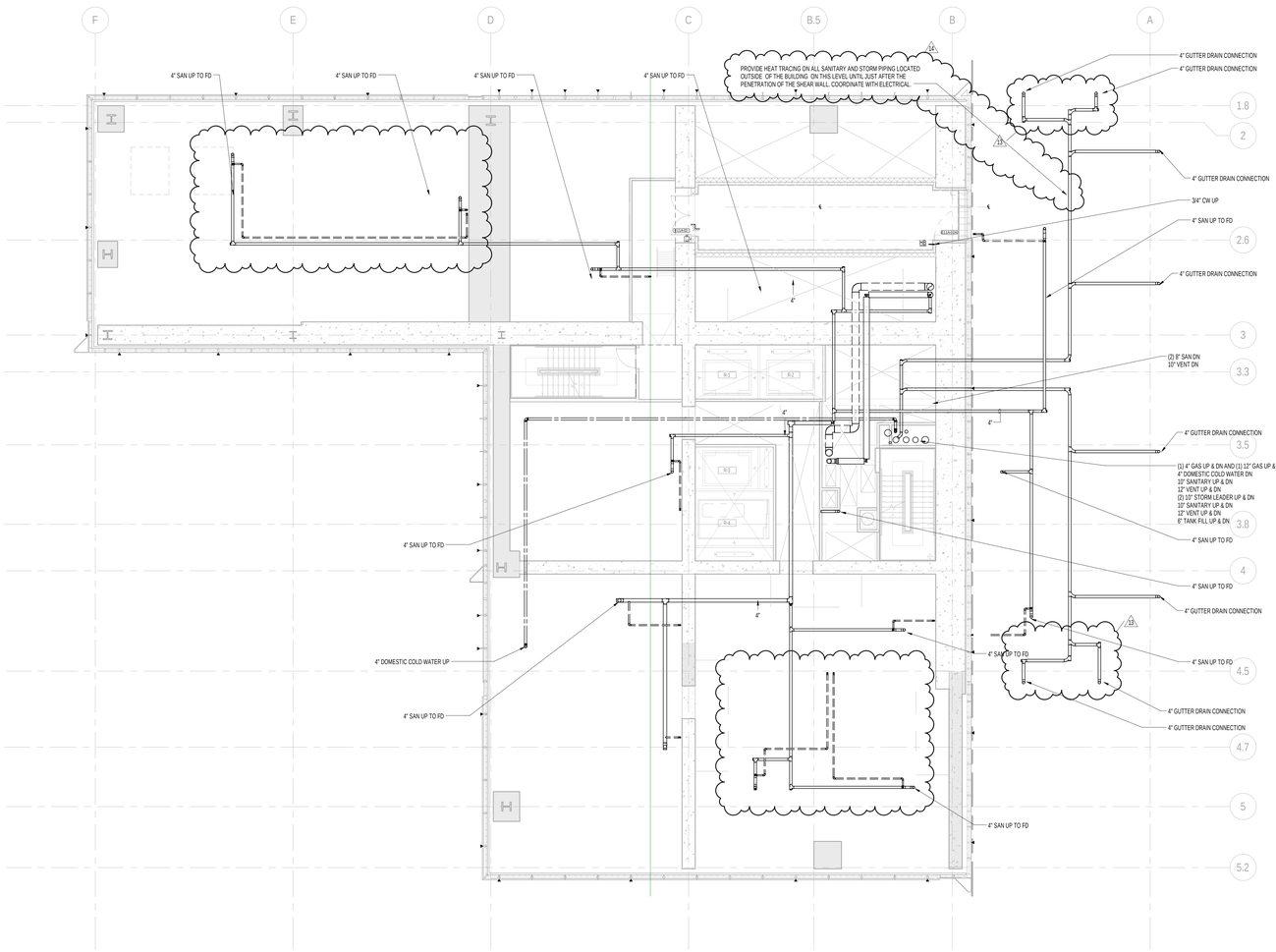


1 11th FLOOR BMU PLAN
SCALE: 1/8" = 1'-0"

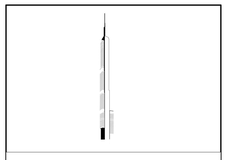

KEY PLAN:

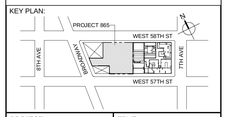


PROJECT NORTH

TRUE NORTH

DEVELOPER:
***EXTELL DEVELOPMENT COMPANY***
805 THIRD AVENUE, 7TH FLOOR
New York, NY 10022 USA
TEL: 212 712 6000 FAX: 212 712 6100

DESIGN ARCHITECT: Base Building Shell & Core
***ADRIAN SMITH + GORDON GILL ARCHITECTURE***
111 WEST MONROE STREET SUITE 2300
CHICAGO IL 60603
TEL: 312 920 1888 FAX: 312 920 1775

INTERIOR DESIGNER: Residential
***Rottet Architecture and Design Studio, PLLC***
298 Fifth Ave, 7th Floor
New York, NY 10001
TEL: 646 998 7000 FAX:

ARCHITECT OF RECORD:Base Building Shell, Core, & Residential
***AAI ARCHITECTS, P.C.***
401 Wellington St. W., 3rd Floor
Toronto, ON M5V 1E7 Canada
TEL: 416 967 1500 FAX: 416 967 7150

STRUCTURAL ENGINEERS:
***WSP CANTOR SEINUK***
228 EAST 45th Street
New York, NY 10017 USA
TEL: 212 687 9888 FAX: 646 487 5501

MEP ENGINEERS:
***AKF GROUP***
One Liberty Plaza, 165 Broadway, 22nd Floor
New York, NY 10006 USA
TEL: 212 354 5656 FAX: 212 354 5668

GEOTECHNICAL ENGINEERS:
***Langan Engineering & Environmental Services***
21 Penn Plaza - 360 West 31st Street, 8th Floor
New York, NY 10001-2727
TEL: 212 479 5400 FAX: 212 479 5444

CODE CONSULTANTS:
***Construction Consulting Associates***
100 Church Street
New York, NY 10007
TEL: 212 385 1818 FAX: 212 385 1911

CURTAINWALL CONSULTANT:
***AJLP Consulting***
40 Worth Street, Suite 826
New York, NY 10013
TEL: 212 757 5659 FAX: 646 219 8508

LANDMARK/PRESERVATION CONSULTANT:
***Jan Hird Pokorny Associates, Inc.***
39 West 37th Street, 12A
New York, NY 10018
TEL: 212 759 6462 FAX: 212 759 6540

| No. | DESCRIPTION | DATE |
|---|---|---|
| 1 | ISSUED FOR SCHEMATIC DESIGN | 04 APR 2014 |
| 2 | ISSUED FOR DESIGN DEVELOPMENT | 01 JUL 2014 |
| 3 | ISSUED FOR DESIGN DEVELOPMENT | 31 JUL 2014 |
| 4 | CD PROGRESS ISSUE 1 | 15 OCT 2014 |
| 5 | ISSUED FOR BID - PLUMBING | 15 OCT 2014 |
| 6 | DOB SUBMISSION | 19 DEC 2014 |
| 7 | CD PROGRESS ISSUE 3 | 09 MAR 2015 |
| 8 | CD PROGRESS ISSUE 4 | 01 JUN 2015 |
| 9 | CD PROGRESS ISSUE 5 | 10 AUG 2015 |
| 10 | DOB AMENDMENT 2 | 18 SEP 2015 |
| 11 | CD PROGRESS ISSUE 6 | 02 NOV 2015 |
| 12 | CD PROGRESS ISSUE 7 | 29 JAN 2016 |
| 13 | CD PROGRESS ISSUE 8 - GMP SET | 18 MAR 2016 |
| 14 | CD BULLETIN ISSUE 4 | 15 JUL 2016 |
| 15 | DOB AMENDMENT 3 | 03 OCT 2016 |

0 4'-0" 8'-0" 16'-0"

Discrepancies must be reported immediately to the Architect before proceeding. Only figured dimensions are to be used. Contractors must check all dimensions on site. This drawing is protected by copyright.

ALL DIMENSIONS ARE SHOWN IN IMPERIAL.

CONSULTANT:
AKF
ONE LIBERTY PLAZA, 165 BROADWAY, 22nd FLOOR
NEW YORK, NY 10006
T: 212.354.5656 F: 212.354.5668
Arlington / Denver / Kansas City / Minneapolis / New York
Philadelphia / Princeton / Visalia / Rochester / Sarasota

PROJECT:

**217 WEST 57TH STREET**
NEW YORK, NY

DRAWING TITLE:

PLUMBING
11th FLOOR BMU PLAN (MFD-19th FLOOR)

SEAL & SIGNATURE:

STATE OF NEW YORK · CHRISTOPHER C. MOORE · No. 075139 · LICENSED PROFESSIONAL ENGINEER

| | |
|---|---|
| DATE: | 04/04/14 |
| PROJECT No: | Y130747-000 |
| DRAWN: JRD | REV.: |
| CHK: JRD | 15 |
| SCALE: 1/8" = 1'-0" | |
| DWG No: | P-118.02 |
| DOB PAGE No: | 21 of 100 |

DOB EMPLOYEE STAMP:

DOB B-SCAN:

FILE NAME: C:\Revit Local Files\Y130747-000-AKF-865_MEP15-CENTRAL_ajlaw\rfa.rvt
PLOT DATE: 10/19/2016 4:33:42 PM

DEPT OF BLDGS 121263825 Job Number
E3816972A89 Scan Code

GUTTER DRAINAGE:
PIPING FOR GUTTER DRAINAGE TO BE STAINLESS STEEL FROM THE GUTTER OUTLET THRU THE EXTERIOR SHEAR WALL. PROVIDE DIELECTRIC FITTING FOR TRANSITION FROM SS TO STANDARD STORM DRAINAGE PIPING

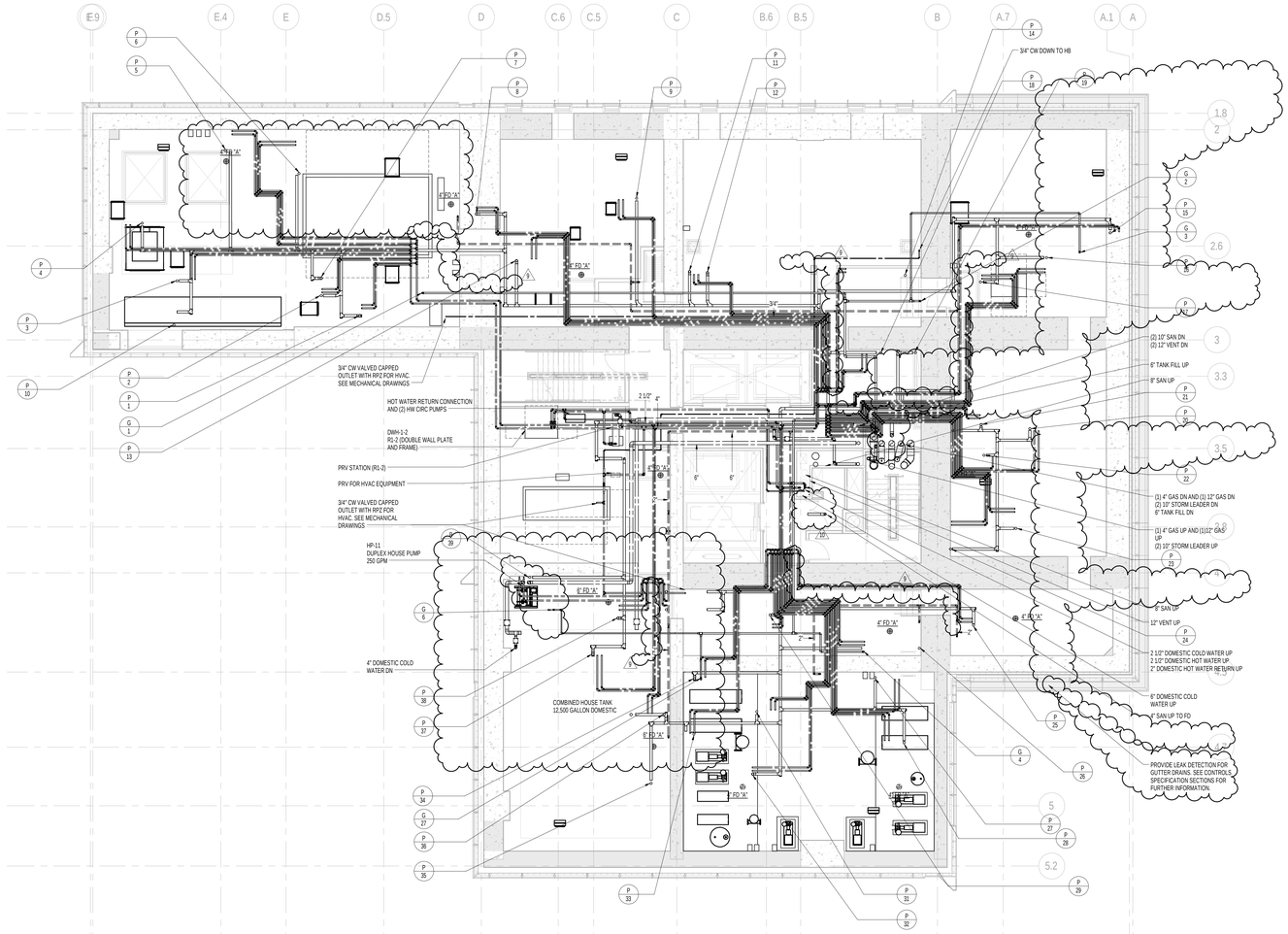


1 12th FLOOR PLAN
SCALE: 1/8" = 1'-0"

KEY PLAN:

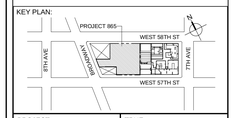


PROJECT NORTH
TRUE NORTH

DEVELOPER:
**EXTELL DEVELOPMENT COMPANY**
805 THIRD AVENUE, 7TH FLOOR
New York, NY 10022 USA
TEL: 212 712 6000 FAX: 212 712 6100

DESIGN ARCHITECT: Base Building Shell & Core
**ADRIAN SMITH + GORDON GILL ARCHITECTURE**
111 WEST MONROE STREET SUITE 2300
CHICAGO IL 60603
TEL: 312 920 1888 FAX: 312 920 1775

INTERIOR DESIGNER: Residential
**Rottet Architecture and Design Studio, PLLC**
298 Fifth Ave, 7th Floor
New York, NY 10001
TEL: 646 998 7000 FAX:

ARCHITECT OF RECORD:Base Building Shell, Core, & Residential
**AAI ARCHITECTS, P.C.**
401 Wellington St. W., 3rd Floor
Toronto, ON M5V 1E7 Canada
TEL: 416 967 1500 FAX: 416 967 7150

STRUCTURAL ENGINEERS:
**WSP CANTOR SEINUK**
228 EAST 45th Street
New York, NY 10017 USA
TEL: 212 687 9888 FAX: 646 487 5501

MEP ENGINEERS:
**AKF GROUP**
One Liberty Plaza, 165 Broadway, 22nd Floor
New York, NY 10006 USA
TEL: 212 354 5656 FAX: 212 354 5668

GEOTECHNICAL ENGINEERS:
**Langan Engineering & Environmental Services**
21 Penn Plaza - 360 West 31st Street, 8th Floor
New York, NY 10001-2727
TEL: 212 479 5400 FAX: 212 479 5444

CODE CONSULTANTS:
**Construction Consulting Associates**
100 Church Street
New York, NY 10007
TEL: 212 385 1818 FAX: 212 385 1911

CURTAINWALL CONSULTANT:
**AJLP Consulting**
40 Worth Street. Suite 826
New York, NY 10013
TEL: 212 757 5659 FAX: 646 219 8508

LANDMARK/PRESERVATION CONSULTANT:
**Jan Hird Pokorny Associates, Inc.**
39 West 37th Street, 12A
New York, NY 10018
TEL: 212 759 6462 FAX: 212 759 6540

| No. | DESCRIPTION | DATE |
|---|---|---|
| 1 | DOB SUBMISSION | 19 DEC 2014 |
| 2 | CD PROGRESS ISSUE 3 | 09 MAR 2015 |
| 3 | CD PROGRESS ISSUE 4 | 01 JUN 2015 |
| 4 | CD PROGRESS ISSUE 5 | 10 AUG 2015 |
| 5 | DOB AMENDMENT 2 | 18 SEP 2015 |
| 6 | CD PROGRESS ISSUE 6 | 02 NOV 2015 |
| 7 | CD PROGRESS ISSUE 7 | 29 JAN 2016 |
| 8 | CD PROGRESS ISSUE 8 - GMP SET | 18 MAR 2016 |
| 9 | CD BULLETIN ISSUE 3 | 25 MAY 2016 |
| 10 | CD BULLETIN ISSUE 4 | 15 JUL 2016 |
| 11 | DOB AMENDMENT 3 | 03 OCT 2016 |

0 4' - 0" 8' - 0" 16' - 0"

Discrepancies must be reported immediately to the Architect before proceeding. Only figured dimensions are to be used. Contractors must check all dimensions on site. This drawing is protected by copyright.

ALL DIMENSIONS ARE SHOWN IN IMPERIAL.

CONSULTANT:
AKF
ONE LIBERTY PLAZA, 165 BROADWAY, 22nd FLOOR
NEW YORK, NY 10006
T: 212.354.5656 F: 212.354.5668
Atlanta | Boston | Mexico City | Minneapolis | New York
Philadelphia | Houston | Dublin | Hyderabad | Mumbai

PROJECT:
**217 WEST 57TH STREET**
NEW YORK, NY

DRAWING TITLE:
PLUMBING
12th FLOOR PLAN (MFD-20th FLOOR)

SEAL & SIGNATURE:

| | |
|---|---|
| DATE: | 12/08/14 |
| PROJECT No: | Y130747-000 |
| DRAWN: JRD | REV: |
| CHK: JRD | 11 |
| SCALE: 1/8" = 1'-0" | |
| DWG No: | P-119.02 |
| DOB PAGE No: | 22 of 100 |

DOB EMPLOYEE STAMP:
DOB B-SCAN:

36" x 48" Arch E - SHEET SIZE
FILE NAME: C:\Revit Local Files\Y130747-000-AKF-865_MEP15-CENTRAL_sbaxnchk.rvt
PLOT DATE: 12/22/2014 4:39:56 PM

DEPT OF BLDGS 121263025 Job Number

E325084313 Scan Code

36" x 48" Arch E SHEET SIZE

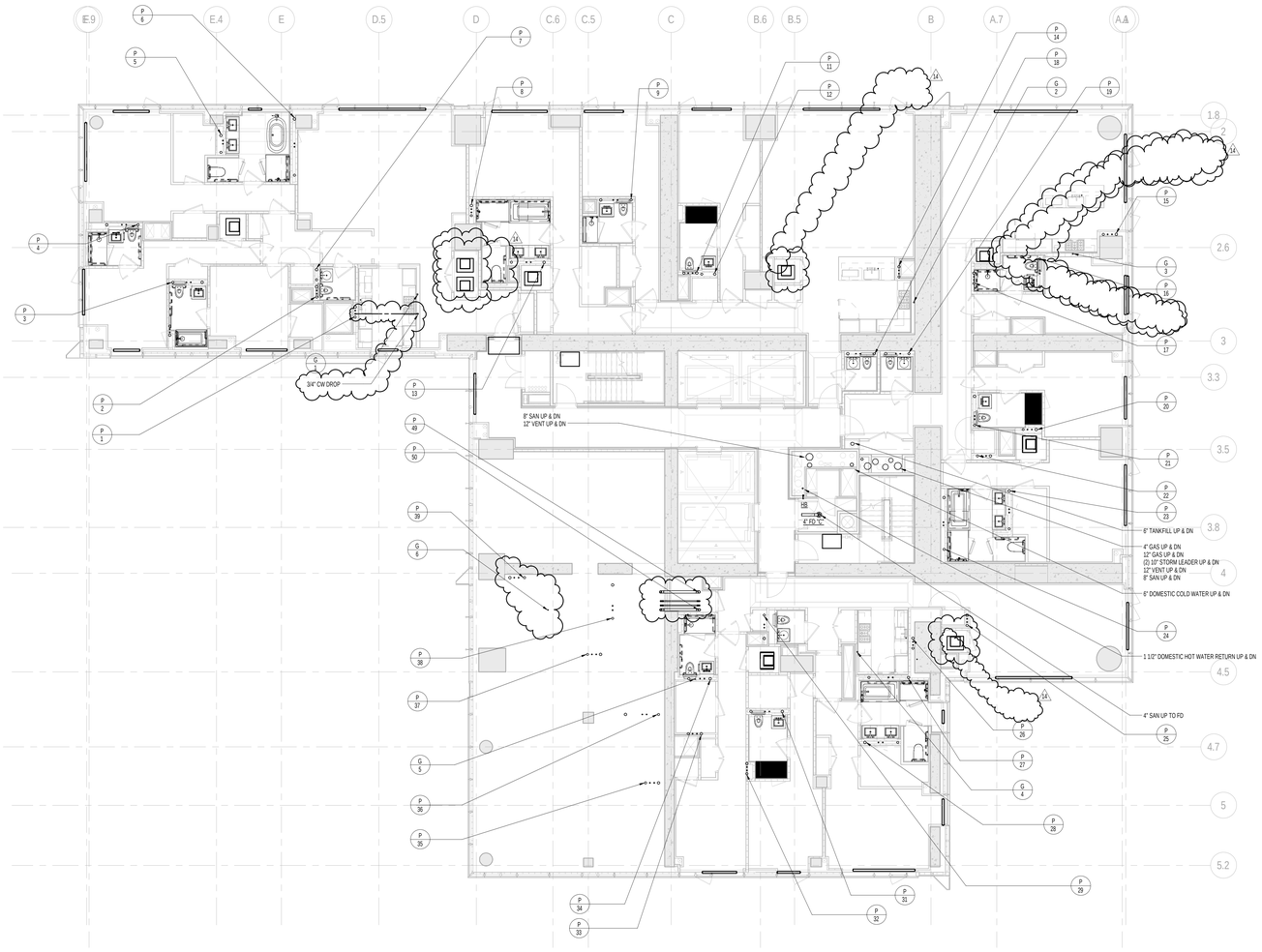


1 13th FLOOR PLAN
SCALE: 1/8" = 1'-0"

KEY PLAN:

PROJECT NORTH

TRUE NORTH


DEVELOPER:
***EXTELL DEVELOPMENT COMPANY***
805 THIRD AVENUE, 7TH FLOOR
New York, NY 10022 USA
TEL: 212 712 6000 FAX: 212 712 6100

DESIGN ARCHITECT: Base Building Shell & Core
***ADRIAN SMITH + GORDON GILL ARCHITECTURE***
111 WEST MONROE STREET SUITE 2300
CHICAGO IL 60603
TEL: 312 920 1888 FAX: 312 920 1775

INTERIOR DESIGNER: Residential
***Rottet Architecture and Design Studio, PLLC***
298 Fifth Ave, 7th Floor
New York, NY 10001
TEL: 646 998 7000 FAX:

ARCHITECT OF RECORD:Base Building Shell, Core, & Residential
***AAI ARCHITECTS, P.C.***
401 Wellington St. W., 3rd Floor
Toronto, ON M5V 1E7 Canada
TEL: 416 967 1500 FAX: 416 967 7150

STRUCTURAL ENGINEERS:
***WSP CANTOR SEINUK***
228 EAST 45th Street
New York, NY 10017 USA
TEL: 212 687 9888 FAX: 646 487 5501

MEP ENGINEERS:
***AKF GROUP***
One Liberty Plaza, 165 Broadway, 22nd Floor
New York, NY 10006 USA
TEL: 212 354 5656 FAX: 212 354 5668

GEOTECHNICAL ENGINEERS:
***Langan Engineering & Environmental Services***
21 Penn Plaza - 360 West 31st Street, 8th Floor
New York, NY 10001-2727
TEL: 212 479 5400 FAX: 212 479 5444

CODE CONSULTANTS:
***Construction Consulting Associates***
100 Church Street
New York, NY 10007
TEL: 212 385 1818 FAX: 212 385 1911

CURTAINWALL CONSULTANT:
***AJLP Consulting***
40 Worth Street. Suite 826
New York, NY 10013
TEL: 212 757 5659 FAX: 646 219 8508

LANDMARK/PRESERVATION CONSULTANT:
***Jan Hird Pokorny Associates, Inc.***
39 West 37th Street, 12A
New York, NY 10018
TEL: 212 759 6462 FAX: 212 759 6540


| No. | DESCRIPTION | DATE |
|---|---|---|
| 1 | ISSUED FOR SCHEMATIC DESIGN | 04 APR 2014 |
| 2 | ISSUED FOR DESIGN DEVELOPMENT | 01 JUL 2014 |
| 3 | ISSUED FOR DESIGN DEVELOPMENT | 31 JUL 2014 |
| 4 | CD PROGRESS ISSUE 1 | 15 OCT 2014 |
| 5 | ISSUED FOR BID - PLUMBING | 15 OCT 2014 |
| 6 | DOB SUBMISSION | 19 DEC 2014 |
| 7 | CD PROGRESS ISSUE 3 | 09 MAR 2015 |
| 8 | CD PROGRESS ISSUE 4 | 01 JUN 2015 |
| 9 | CD PROGRESS ISSUE 5 | 10 AUG 2015 |
| 10 | DOB AMENDMENT 2 | 18 SEP 2015 |
| 11 | CD PROGRESS ISSUE 6 | 02 NOV 2015 |
| 12 | CD PROGRESS ISSUE 7 | 29 JAN 2016 |
| 13 | CD PROGRESS ISSUE 8 - GMP SET | 18 MAR 2016 |
| 14 | CD BULLETIN ISSUE 3 | 25 MAY 2016 |
| 15 | DOB AMENDMENT 3 | 03 OCT 2016 |

0 4' - 0" 8' - 0" 16' - 0"


Discrepancies must be reported immediately to the Architect before proceeding. Only figured dimensions are to be used. Contractors must check all dimensions on site. This drawing is protected by copyright.


ALL DIMENSIONS ARE SHOWN IN IMPERIAL.


CONSULTANT:
AKF
ONE LIBERTY PLAZA, 165 BROADWAY, 22nd FLOOR
NEW YORK, NY 10006
T: 212.354.5656 F: 212.354.5668
Arlington | Boston | Mexico City | Minneapolis | New York
Philadelphia | Princeton | Pittsburgh | Rochester | Washington


PROJECT:

**217 WEST 57TH STREET**

NEW YORK, NY

DRAWING TITLE:

PLUMBING
13th FLOOR PLAN (MFD-32nd FLOOR)

SEAL & SIGNATURE:

STATE OF NEW YORK · LICENSED PROFESSIONAL ENGINEER · PE

| | |
|---|---|
| DATE: | 04/04/14 |
| PROJECT No: | Y130747-000 |
| DRAWN: JRD | REV: |
| CHK: JRD | 15 |
| SCALE: 1/8" = 1'-0" | |
| DWG No: | **P-120.02** |
| DOB PAGE No: | 23 of 100 |

DOB EMPLOYEE STAMP:

DOB B-SCAN:

FILE NAME: C:\Revit Local Files\Y130747-000-AKF-IRIS_MEP15-CENTRAL_ABWA18.rvt
PLOT DATE: 10/13/2016 8:35:42 PM

DEPT OF BLDGS 121263426 Job Number
E500630779 Scan Code

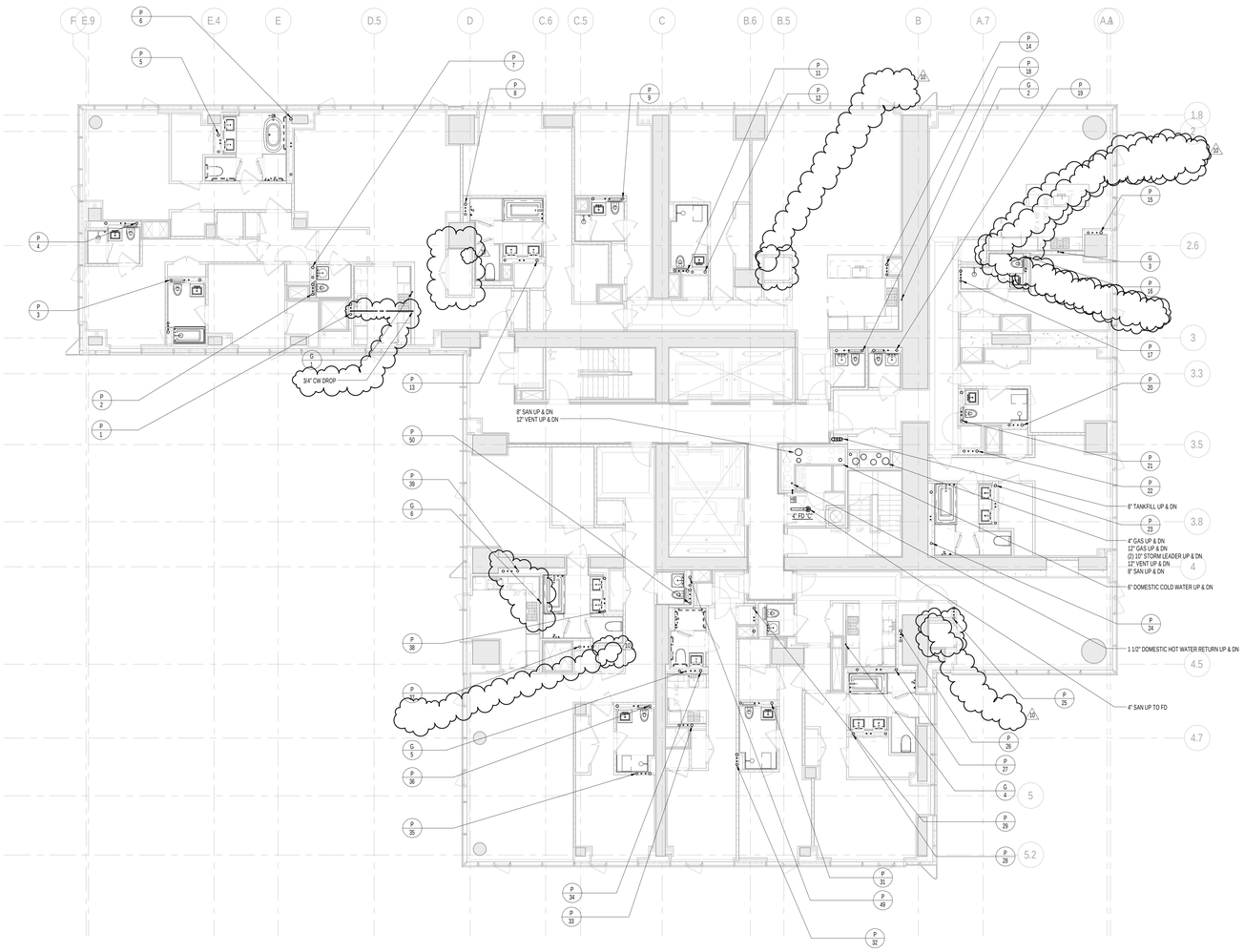


1 TYPICAL 14th-17th FLOOR PLANS
SCALE: 1/8" = 1'-0"

KEY PLAN:

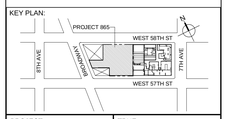


PROJECT NORTH

TRUE NORTH

DEVELOPER:
***EXTELL DEVELOPMENT COMPANY***
805 THIRD AVENUE, 7TH FLOOR
New York, NY 10022 USA
TEL: 212 712 6000 FAX: 212 712 6100

DESIGN ARCHITECT: Base Building Shell & Core
***ADRIAN SMITH + GORDON GILL ARCHITECTURE***
111 WEST MONROE STREET SUITE 2300
CHICAGO IL 60603
TEL: 312 920 1888 FAX: 312 920 1775

INTERIOR DESIGNER: Residential
***Rottet Architecture and Design Studio, PLLC***
298 Fifth Ave, 7th Floor
New York, NY 10001
TEL: 646 998 7000 FAX:

ARCHITECT OF RECORD:Base Building Shell, Core, & Residential
***AAI ARCHITECTS, P.C.***
401 Wellington St. W., 3rd Floor
Toronto, ON M5V 1E7 Canada
TEL: 416 967 1500 FAX: 416 967 7150

STRUCTURAL ENGINEERS:
***WSP CANTOR SEINUK***
228 EAST 45th Street
New York, NY 10017 USA
TEL: 212 687 9888 FAX: 646 487 5501

MEP ENGINEERS:
***AKF GROUP***
One Liberty Plaza, 165 Broadway, 22nd Floor
New York, NY 10006 USA
TEL: 212 354 5656 FAX: 212 354 5668

GEOTECHNICAL ENGINEERS:
***Langan Engineering & Environmental Services***
21 Penn Plaza - 360 West 31st Street, 8th Floor
New York, NY 10001-2727
TEL: 212 479 5400 FAX: 212 479 5444

CODE CONSULTANTS:
***Construction Consulting Associates***
100 Church Street
New York, NY 10007
TEL: 212 385 1818 FAX: 212 385 1911

CURTAINWALL CONSULTANT:
***AJLP Consulting***
40 Worth Street. Suite 826
New York, NY 10013
TEL: 212 757 5659 FAX: 646 219 8508

LANDMARK/PRESERVATION CONSULTANT:
***Jan Hird Pokorny Associates, Inc.***
39 West 37th Street, 12A
New York, NY 10018
TEL: 212 759 6462 FAX: 212 759 6540

| No. | DESCRIPTION | DATE |
|---|---|---|
| 1 | CD PROGRESS ISSUE 1 | 15 OCT 2014 |
| 2 | ISSUED FOR BID - PLUMBING | 15 OCT 2014 |
| 3 | DOB SUBMISSION | 19 DEC 2014 |
| 4 | CD PROGRESS ISSUE 3 | 09 MAR 2015 |
| 5 | CD PROGRESS ISSUE 4 | 01 JUN 2015 |
| 6 | CD PROGRESS ISSUE 5 | 10 AUG 2015 |
| 7 | DOB AMENDMENT 2 | 18 SEP 2015 |
| 8 | CD PROGRESS ISSUE 6 | 02 NOV 2015 |
| 9 | CD PROGRESS ISSUE 8 - GMP SET | 18 MAR 2016 |
| 10 | CD BULLETIN ISSUE 3 | 25 MAY 2016 |
| 11 | DOB AMENDMENT 3 | 03 OCT 2016 |

0 4'-0" 8'-0" 16'-0"

Discrepancies must be reported immediately to the Architect before proceeding. Only figured dimensions are to be used. Contractors must check all dimensions on site. This drawing is protected by copyright.

ALL DIMENSIONS ARE SHOWN IN IMPERIAL.

CONSULTANT:
AKF
ONE LIBERTY PLAZA, 165 BROADWAY, 22nd FLOOR
NEW YORK, NY 10006
T: 212.354.5656 F: 212.354.5668
Arlington | Boston | Miami City | Minneapolis | New York
Philadelphia | Houston | Irvine | Seattle | Santiago

PROJECT:

**217 WEST 57TH STREET**
NEW YORK, NY

DRAWING TITLE:

PLUMBING
14th FLOOR PLAN (TYPICAL 14th-17th FLOORS) (MFD-33rd-36th FLOOR)

SEAL & SIGNATURE:

STATE OF NEW YORK · JAN PIERS HIRD POKORNY · 082,075,35 · LICENSED PROFESSIONAL ENGINEER

| | |
|---|---|
| DATE: | 10/15/14 |
| PROJECT No: | Y130747-000 |
| DRAWN: JRD | REV: |
| CHK: JRD | 11 |
| SCALE: 1/8" = 1'-0" | |
| DWG No: | |
| **P-122.02** | |
| DOB PAGE No: 24 of 100 | |

DOB EMPLOYEE STAMP:

DOB B-SCAN:

36" x 48" Arch E SHEET SIZE
FILE NAME: C:\Revit Local Files\Y130747-000-AKF-865_MEP-SI-CENTRAL_sbarnche.rvt
PLOT DATE: 10/16/2016 4:36:14 PM

DEPT OF BLDGS 121263426 Job Number
E300067918B6 Scan Code

36" x 48" ANSI E - SHEET SIZE

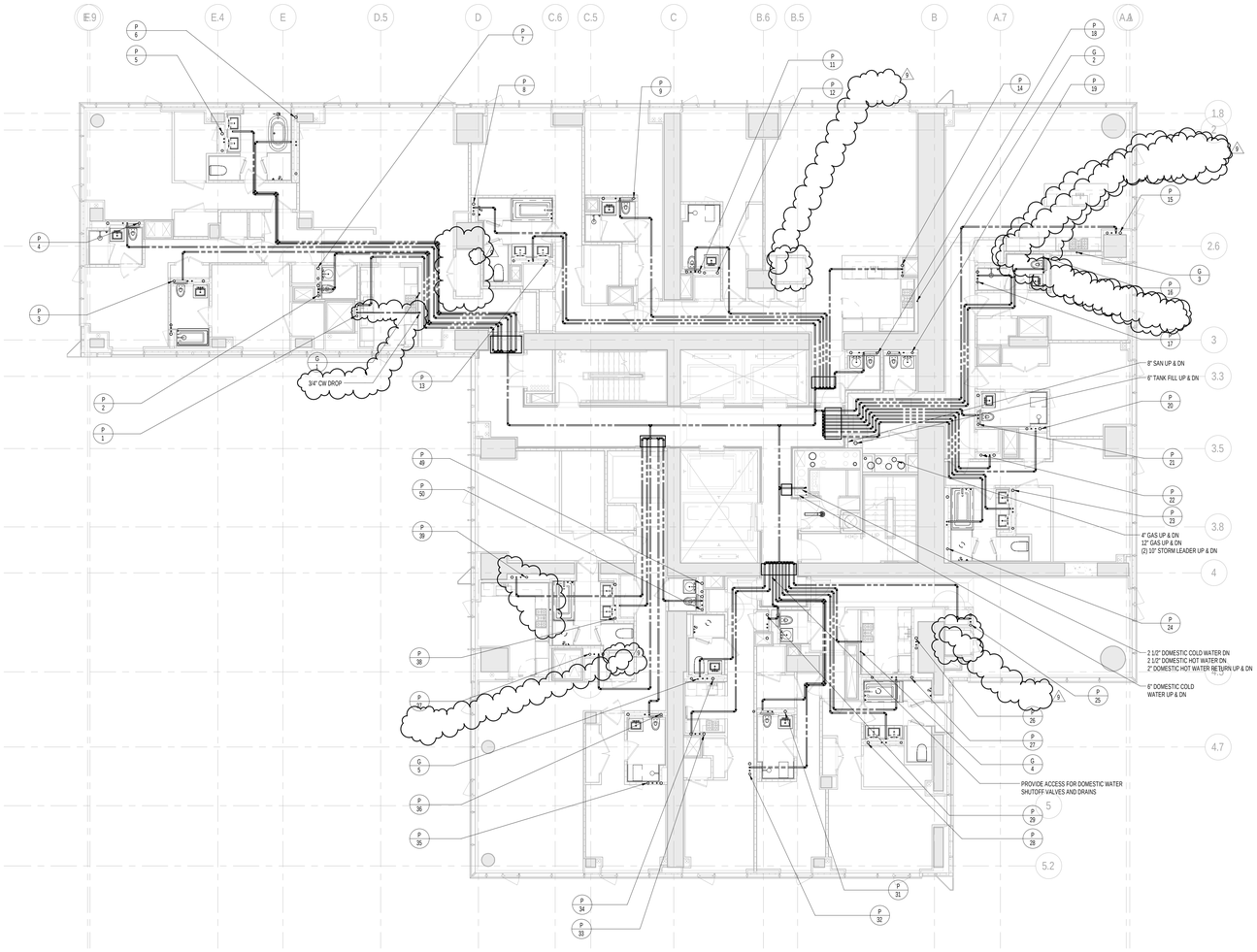


2 18th FLOOR PLAN
SCALE: 1/8" = 1'-0"

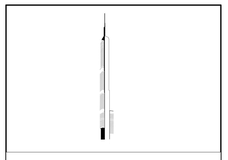

KEY PLAN:

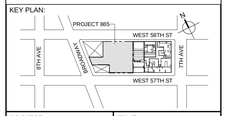


PROJECT NORTH

TRUE NORTH

DEVELOPER:
***EXTELL DEVELOPMENT COMPANY***
805 THIRD AVENUE, 7TH FLOOR
New York, NY 10022 USA
TEL: 212 712 6000 FAX: 212 712 6100

DESIGN ARCHITECT: Base Building Shell & Core
***ADRIAN SMITH + GORDON GILL ARCHITECTURE***
111 WEST MONROE STREET SUITE 2300
CHICAGO IL 60603
TEL: 312 920 1888 FAX: 312 920 1775

INTERIOR DESIGNER: Residential
***Rottet Architecture and Design Studio, PLLC***
298 Fifth Ave, 7th Floor
New York, NY 10001
TEL: 646 998 7000 FAX:

ARCHITECT OF RECORD:Base Building Shell, Core, & Residential
***AAI ARCHITECTS, P.C.***
401 Wellington St. W., 3rd Floor
Toronto, ON M5V 1E7 Canada
TEL: 416 967 1500 FAX: 416 967 7150

STRUCTURAL ENGINEERS:
***WSP CANTOR SEINUK***
228 EAST 45th Street
New York, NY 10017 USA
TEL: 212 687 9888 FAX: 646 487 5501

MEP ENGINEERS:
***AKF GROUP***
One Liberty Plaza, 165 Broadway, 22nd Floor
New York, NY 10006 USA
TEL: 212 354 5656 FAX: 212 354 5668

GEOTECHNICAL ENGINEERS:
***Langan Engineering & Environmental Services***
21 Penn Plaza - 360 West 31st Street, 8th Floor
New York, NY 10001-2727
TEL: 212 479 5400 FAX: 212 479 5444

CODE CONSULTANTS:
***Construction Consulting Associates***
100 Church Street
New York, NY 10007
TEL: 212 385 1818 FAX: 212 385 1911

CURTAINWALL CONSULTANT:
***AJLP Consulting***
40 Worth Street. Suite 826
New York, NY 10013
TEL: 212 757 5659 FAX: 646 219 8508

LANDMARK/PRESERVATION CONSULTANT:
***Jan Hird Pokorny Associates, Inc.***
39 West 37th Street, 12A
New York, NY 10018
TEL: 212 759 6462 FAX: 212 759 6540

| No. | DESCRIPTION | DATE |
|---|---|---|
| 1 | CD PROGRESS ISSUE 1 | 15 OCT 2014 |
| 2 | ISSUED FOR BID - PLUMBING | 15 OCT 2014 |
| 3 | DOB SUBMISSION | 19 DEC 2014 |
| 4 | CD PROGRESS ISSUE 4 | 01 JUN 2015 |
| 5 | CD PROGRESS ISSUE 5 | 10 AUG 2015 |
| 6 | DOB AMENDMENT 2 | 18 SEP 2015 |
| 7 | CD PROGRESS ISSUE 6 | 02 NOV 2015 |
| 8 | CD PROGRESS ISSUE 8 - GMP SET | 18 MAR 2016 |
| 9 | CD BULLETIN ISSUE 3 | 25 MAY 2016 |
| 10 | DOB AMENDMENT 3 | 03 OCT 2016 |

0 4' - 0" 8' - 0" 16' - 0"

Discrepancies must be reported immediately to the Architect before proceeding. Only figured dimensions are to be used. Contractors must check all dimensions on site. This drawing is protected by copyright.

ALL DIMENSIONS ARE SHOWN IN IMPERIAL.

CONSULTANT:
AKF
ONE LIBERTY PLAZA, 165 BROADWAY, 22nd FLOOR
NEW YORK, NY 10006
T: 212.354.5656 F: 212.354.5668
Atlanta / Boise / Mexico City / Minneapolis / New York
Philadelphia / Houston / Fairfax / Spokane / Stamford

PROJECT:

**217 WEST 57TH STREET**
NEW YORK, NY

DRAWING TITLE:

PLUMBING
18th FLOOR PLAN (MFD-37th FLOOR)

SEAL & SIGNATURE:

STATE OF NEW YORK
JAYSHREE N. JOGANI
No. 075135
LICENSED PROFESSIONAL ENGINEER

| | |
|---|---|
| DATE: | 10/15/14 |
| PROJECT No: | Y130747-000 |
| DRAWN: JRD | REV: |
| CHK: JRD | 10 |
| SCALE: 1/8" = 1'-0" | |
| DWG No: | P-124.02 |
| DOB PAGE No: | 25 of 100 |

DOB EMPLOYEE STAMP:

DOB B-SCAN:

FILE NAME: C:\Revit Local Files\Y130747-000-AKF-MEL-MEP15-CENTRAL_sdranchik.rvt
PLOT DATE: 10/15/2016 4:37:22 PM

DEPT OF BLDGS 121263426 Job Number
E354540579 Scan Code

36" x 48" Arch E - SHEET SIZE

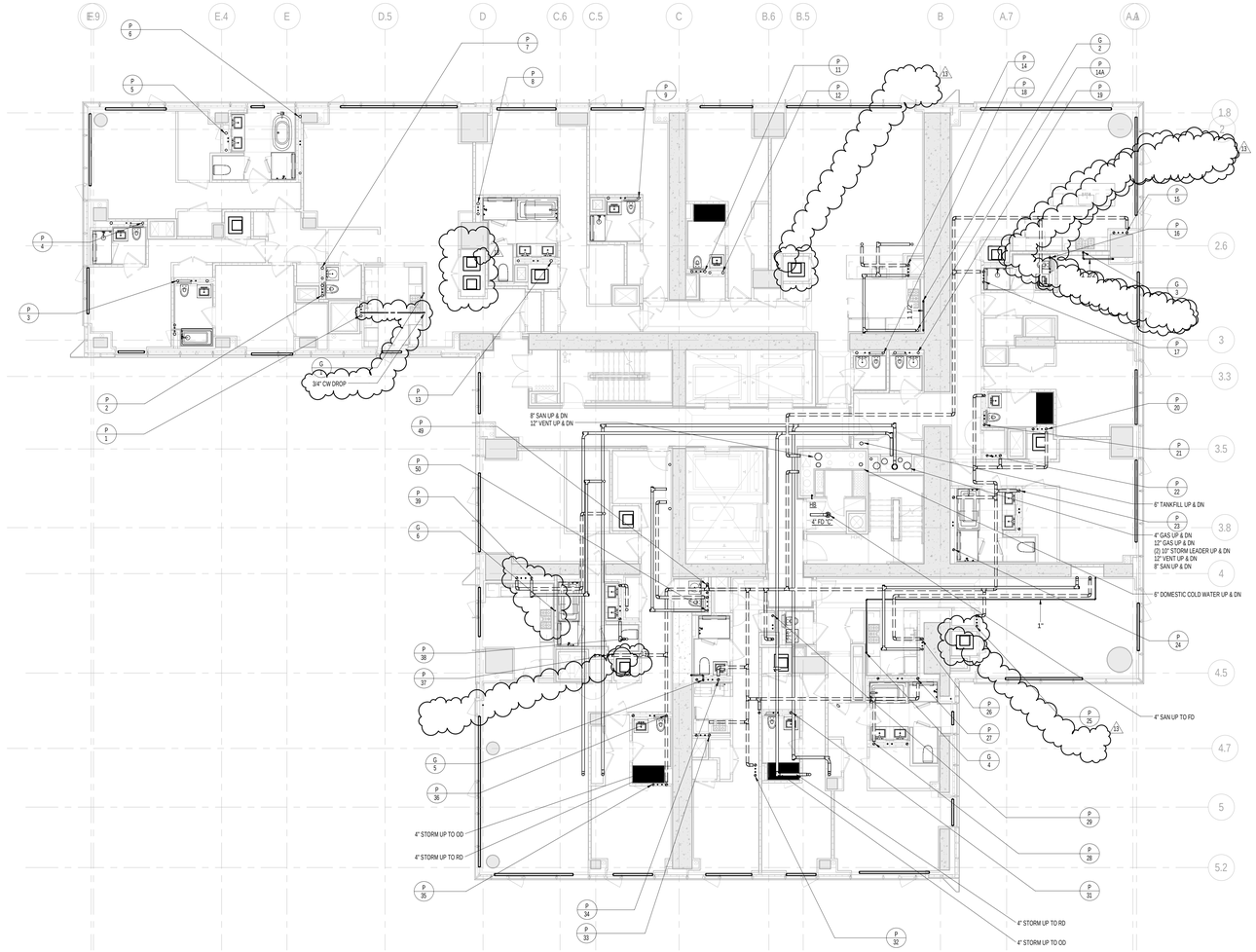


1 19th FLOOR PLAN
SCALE: 1/8" = 1'-0"

KEY PLAN:

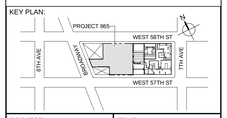


PROJECT NORTH

TRUE NORTH

DEVELOPER:
***EXTELL DEVELOPMENT COMPANY***
805 THIRD AVENUE, 7TH FLOOR
New York, NY 10022 USA
TEL: 212 712 6000 FAX: 212 712 6100

DESIGN ARCHITECT: Base Building Shell & Core
***ADRIAN SMITH + GORDON GILL ARCHITECTURE***
111 WEST MONROE STREET SUITE 2300
CHICAGO IL 60603
TEL: 312 920 1888 FAX: 312 920 1775

INTERIOR DESIGNER: Residential
***Rottet Architecture and Design Studio, PLLC***
298 Fifth Ave, 7th Floor
New York, NY 10001
TEL: 646 998 7000 FAX:

ARCHITECT OF RECORD:Base Building Shell, Core, & Residential
***AAI ARCHITECTS, P.C.***
401 Wellington St. W., 3rd Floor
Toronto, ON M5V 1E7 Canada
TEL: 416 967 1500 FAX: 416 967 7150

STRUCTURAL ENGINEERS:
***WSP CANTOR SEINUK***
228 EAST 45th Street
New York, NY 10017 USA
TEL: 212 687 9888 FAX: 646 487 5501

MEP ENGINEERS:
***AKF GROUP***
One Liberty Plaza, 165 Broadway, 22nd Floor
New York, NY 10006 USA
TEL: 212 354 5656 FAX: 212 354 5668

GEOTECHNICAL ENGINEERS:
***Langan Engineering & Environmental Services***
21 Penn Plaza - 360 West 31st Street, 8th Floor
New York, NY 10001-2727
TEL: 212 479 5400 FAX: 212 479 5444

CODE CONSULTANTS:
***Construction Consulting Associates***
100 Church Street
New York, NY 10007
TEL: 212 385 1818 FAX: 212 385 1911

CURTAINWALL CONSULTANT:
***AJLP Consulting***
40 Worth Street. Suite 826
New York, NY 10013
TEL: 212 757 5659 FAX: 646 219 8508

LANDMARK/PRESERVATION CONSULTANT:
***Jan Hird Pokorny Associates, Inc.***
39 West 37th Street, 12A
New York, NY 10018
TEL: 212 759 6462 FAX: 212 759 6540

| No. | DESCRIPTION | DATE |
|---|---|---|
| 1 | ISSUED FOR SCHEMATIC DESIGN | 04 APR 2014 |
| 2 | ISSUED FOR DESIGN DEVELOPMENT | 01 JUL 2014 |
| 3 | ISSUED FOR DESIGN DEVELOPMENT | 31 JUL 2014 |
| 4 | CD PROGRESS ISSUE 1 | 15 OCT 2014 |
| 5 | ISSUED FOR BID - PLUMBING | 15 OCT 2014 |
| 6 | DOB SUBMISSION | 19 DEC 2014 |
| 7 | CD PROGRESS ISSUE 3 | 09 MAR 2015 |
| 8 | CD PROGRESS ISSUE 4 | 01 JUN 2015 |
| 9 | CD PROGRESS ISSUE 5 | 10 AUG 2015 |
| 10 | DOB AMENDMENT 2 | 18 SEP 2015 |
| 11 | CD PROGRESS ISSUE 6 | 02 NOV 2015 |
| 12 | CD PROGRESS ISSUE 8 - GMP SET | 18 MAR 2016 |
| 13 | CD BULLETIN ISSUE 3 | 25 MAY 2016 |
| 14 | DOB AMENDMENT 3 | 03 OCT 2016 |

0 4'-0" 8'-0" 16'-0"

Discrepancies must be reported immediately to the Architect before proceeding. Only figured dimensions are to be used. Contractors must check all dimensions on site. This drawing is protected by copyright.

ALL DIMENSIONS ARE SHOWN IN IMPERIAL.

CONSULTANT:
AKF
ONE LIBERTY PLAZA, 165 BROADWAY, 22nd FLOOR
NEW YORK, NY 10006
T: 212.354.5656 F: 212.354.5668
Arlington / Boston / Kansas City / Minneapolis / New York
Philadelphia / Princeton / Fairfax / Richmond / Sterling/Dulles

PROJECT:

**217 WEST 57TH STREET**
NEW YORK, NY

DRAWING TITLE:

PLUMBING
19th FLOOR PLAN (MFD-38th FLOOR)

SEAL & SIGNATURE:

STATE OF NEW YORK
CHRISTOPHER C. MOSER
PL-29139
LICENSED PROFESSIONAL ENGINEER

| | |
|---|---|
| DATE: | 04/04/14 |
| PROJECT No: | Y130747-000 |
| DRAWN: JRD | REV: |
| CHK: JRD | 14 |
| SCALE: 1/8" = 1'-0" | |
| DWG No: | P-125.02 |
| DOB PAGE No: | 26 of 100 |

DOB EMPLOYEE STAMP:

DOB B-SCAN:

FILE NAME: C:\Revit Local Files\Y130747-000-AKF-865_MEP15-CENTRAL_sdanchis.rvt
PLOT DATE: 10/19/2016 4:28:14 PM

DEPT OF BLDGS 121282505 Job Number
ES/A0804015 Scan Code

36" x 48" Arch E SHEET SIZE

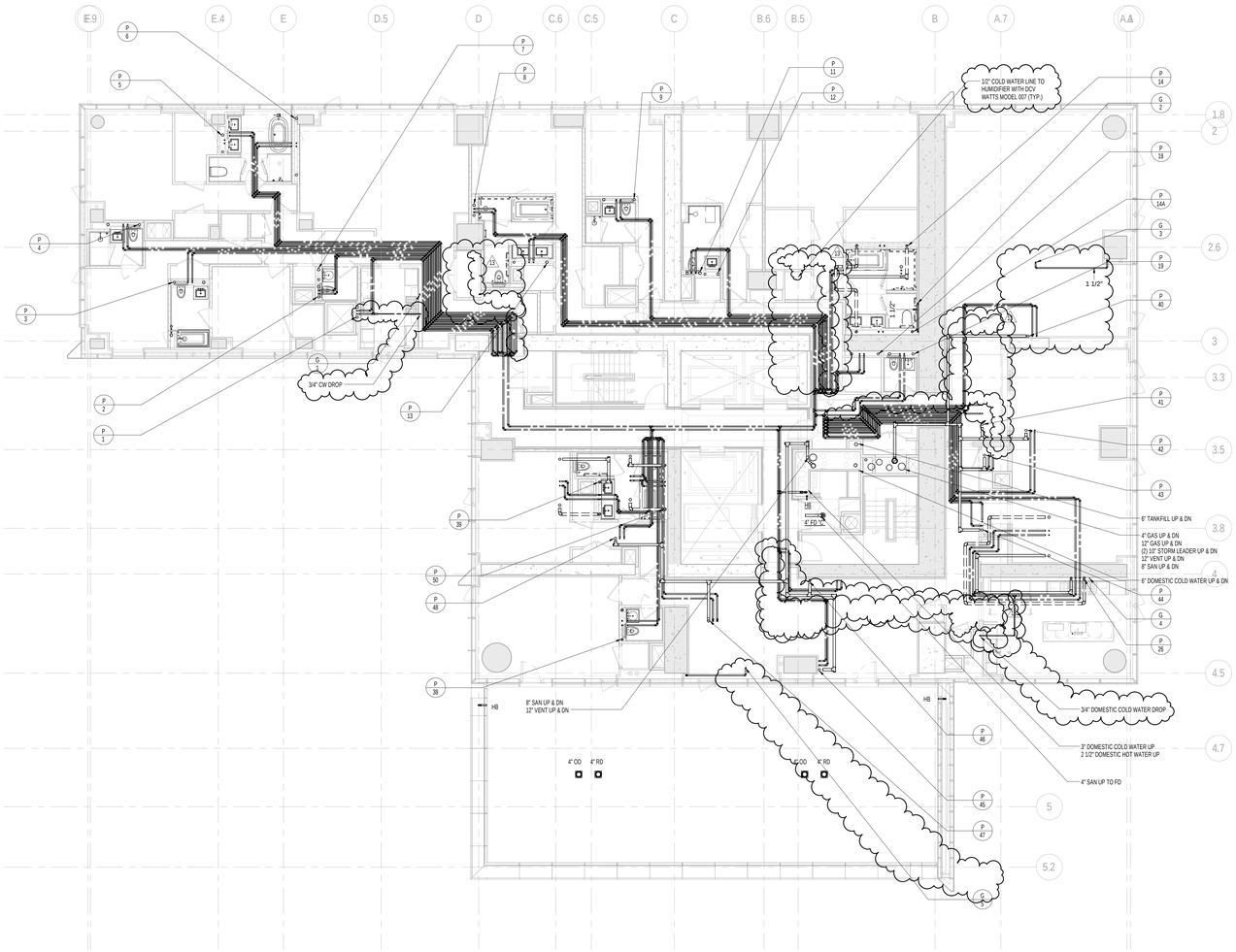


1 20th FLOOR PLAN
SCALE: 1/8" = 1'-0"

KEY PLAN:

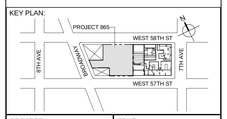


PROJECT NORTH

TRUE NORTH


DEVELOPER:
***EXTELL DEVELOPMENT COMPANY***
805 THIRD AVENUE, 7TH FLOOR
New York, NY 10022 USA
TEL: 212 712 6000 FAX: 212 712 6100

DESIGN ARCHITECT: Base Building Shell & Core
***ADRIAN SMITH + GORDON GILL ARCHITECTURE***
111 WEST MONROE STREET SUITE 2300
CHICAGO IL 60603
TEL: 312 920 1888 FAX: 312 920 1775

INTERIOR DESIGNER: Residential
***Rottet Architecture and Design Studio, PLLC***
298 Fifth Ave, 7th Floor
New York, NY 10001
TEL: 646 998 7000 FAX:

ARCHITECT OF RECORD:Base Building Shell, Core, & Residential
***AAI ARCHITECTS, P.C.***
401 Wellington St. W., 3rd Floor
Toronto, ON M5V 1E7 Canada
TEL: 416 967 1500 FAX: 416 967 7150

STRUCTURAL ENGINEERS:
***WSP CANTOR SEINUK***
228 EAST 45th Street
New York, NY 10017 USA
TEL: 212 687 9888 FAX: 646 487 5501

MEP ENGINEERS:
***AKF GROUP***
One Liberty Plaza, 165 Broadway, 22nd Floor
New York, NY 10006 USA
TEL: 212 354 5656 FAX: 212 354 5668

GEOTECHNICAL ENGINEERS:
***Langan Engineering & Environmental Services***
21 Penn Plaza - 360 West 31st Street, 8th Floor
New York, NY 10001-2727
TEL: 212 479 5400 FAX: 212 479 5444

CODE CONSULTANTS:
***Construction Consulting Associates***
100 Church Street
New York, NY 10007
TEL: 212 385 1818 FAX: 212 385 1911

CURTAINWALL CONSULTANT:
***AJLP Consulting***
40 Worth Street. Suite 826
New York, NY 10013
TEL: 212 757 5659 FAX: 646 219 8508

LANDMARK/PRESERVATION CONSULTANT:
***Jan Hird Pokorny Associates, Inc.***
39 West 37th Street, 12A
New York, NY 10018
TEL: 212 759 6462 FAX: 212 759 6540


| No. | DESCRIPTION | DATE |
|---|---|---|
| 1 | ISSUED FOR SCHEMATIC DESIGN | 04 APR 2014 |
| 2 | ISSUED FOR DESIGN DEVELOPMENT | 01 JUL 2014 |
| 3 | ISSUED FOR DESIGN DEVELOPMENT | 31 JUL 2014 |
| 4 | CD PROGRESS ISSUE 1 | 15 OCT 2014 |
| 5 | ISSUED FOR BID - PLUMBING | 15 OCT 2014 |
| 6 | DOB SUBMISSION | 19 DEC 2014 |
| 7 | CD PROGRESS ISSUE 3 | 09 MAR 2015 |
| 8 | CD PROGRESS ISSUE 4 | 01 JUN 2015 |
| 9 | CD PROGRESS ISSUE 5 | 10 AUG 2015 |
| 10 | DOB AMENDMENT 2 | 18 SEP 2015 |
| 11 | CD PROGRESS ISSUE 6 | 02 NOV 2015 |
| 12 | CD PROGRESS ISSUE 8 - GMP SET | 18 MAR 2016 |
| 13 | CD BULLETIN ISSUE 3 | 25 MAY 2016 |
| 14 | DOB AMENDMENT 3 | 03 OCT 2016 |

0 4'-0" 8'-0" 16'-0"


Discrepancies must be reported immediately to the Architect before proceeding. Only figured dimensions are to be used. Contractors must check all dimensions on site. This drawing is protected by copyright.


ALL DIMENSIONS ARE SHOWN IN IMPERIAL.


CONSULTANT:
AKF
ONE LIBERTY PLAZA, 165 BROADWAY, 22nd FLOOR
NEW YORK, NY 10006
T: 212.354.5656 F: 212.354.5668
Arlington / Boston / Mexico City / Minneapolis / New York
Philadelphia / Princeton / Puebla / Rochester / Sterlington


PROJECT:

**217 WEST 57TH STREET**
NEW YORK, NY

DRAWING TITLE:

PLUMBING
20th FLOOR PLAN (MFD-39th FLOOR)

SEAL & SIGNATURE:

STATE OF NEW YORK · CHRISTOPHER C. MOORE · 31.075139 · LICENSED PROFESSIONAL ENGINEER

| | |
|---|---|
| DATE: | 04/04/14 |
| PROJECT No: | Y130747-000 |
| DRAWN: JRD | REV: |
| CHK: JRD | 14 |
| SCALE: 1/8" = 1'-0" | |
| DWG No: | P-126.02 |
| DOB PAGE No: | 27 of 100 |

DOB EMPLOYEE STAMP:

DOB B-SCAN:

FILE NAME: C:\Users\Local Files\Y130747-000-AKF-865_MEP15-CENTRAL_ABWH3a.rvt
PLOT DATE: 10/19/2016 1:29:35 PM

DEPT OF BLDGS 121326205 Job Number
E531715826 Scan Code

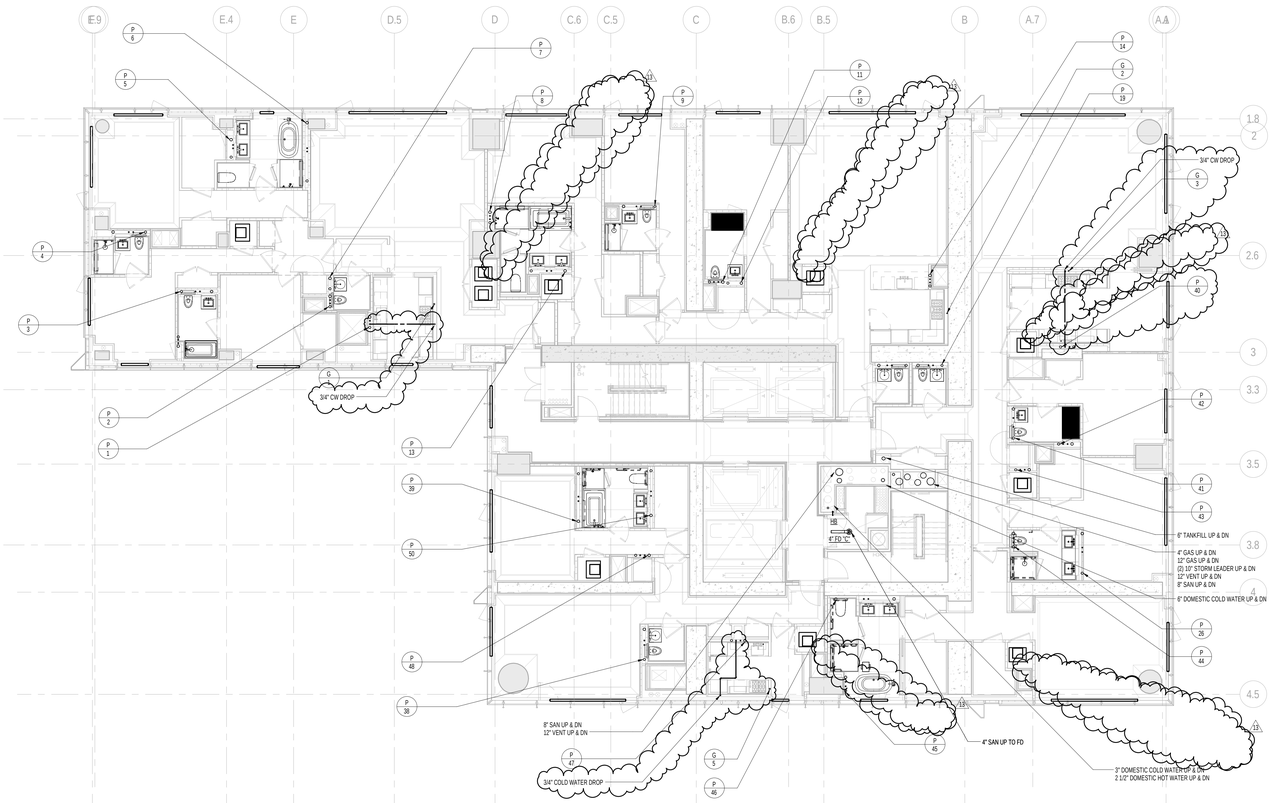


1 TYPICAL 21st-24th FLOOR PLANS
SCALE: 1/8" = 1'-0"

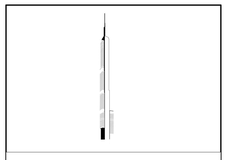

KEY PLAN:

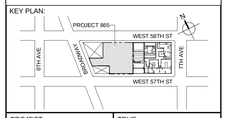


PROJECT NORTH

TRUE NORTH

DEVELOPER:
***EXTELL DEVELOPMENT COMPANY***
805 THIRD AVENUE, 7TH FLOOR
New York, NY 10022 USA
TEL: 212 712 6000 FAX: 212 712 6100

DESIGN ARCHITECT: Base Building Shell & Core
***ADRIAN SMITH + GORDON GILL ARCHITECTURE***
111 WEST MONROE STREET SUITE 2300
CHICAGO IL 60603
TEL: 312 920 1888 FAX: 312 920 1775

INTERIOR DESIGNER: Residential
***Rottet Architecture and Design Studio, PLLC***
298 Fifth Ave, 7th Floor
New York, NY 10001
TEL: 646 998 7000 FAX:

ARCHITECT OF RECORD:Base Building Shell, Core, & Residential
***AAI ARCHITECTS, P.C.***
401 Wellington St. W., 3rd Floor
Toronto, ON M5V 1E7 Canada
TEL: 416 967 1500 FAX: 416 967 7150

STRUCTURAL ENGINEERS:
***WSP CANTOR SEINUK***
228 EAST 45th Street
New York, NY 10017 USA
TEL: 212 687 9888 FAX: 646 487 5501

MEP ENGINEERS:
***AKF GROUP***
One Liberty Plaza, 165 Broadway, 22nd Floor
New York, NY 10006 USA
TEL: 212 354 5656 FAX: 212 354 5668

GEOTECHNICAL ENGINEERS:
***Langan Engineering & Environmental Services***
21 Penn Plaza - 360 West 31st Street, 8th Floor
New York, NY 10001-2727
TEL: 212 479 5400 FAX: 212 479 5444

CODE CONSULTANTS:
***Construction Consulting Associates***
100 Church Street
New York, NY 10007
TEL: 212 385 1818 FAX: 212 385 1911

CURTAINWALL CONSULTANT:
***AJLP Consulting***
40 Worth Street. Suite 826
New York, NY 10013
TEL: 212 757 5659 FAX: 646 219 8508

LANDMARK/PRESERVATION CONSULTANT:
***Jan Hird Pokorny Associates, Inc.***
39 West 37th Street, 12A
New York, NY 10018
TEL: 212 759 6462 FAX: 212 759 6540

| No. | DESCRIPTION | DATE |
|---|---|---|
| 1 | ISSUED FOR SCHEMATIC DESIGN | 04 APR 2014 |
| 2 | ISSUED FOR DESIGN DEVELOPMENT | 01 JUL 2014 |
| 3 | ISSUED FOR DESIGN DEVELOPMENT | 31 JUL 2014 |
| 4 | CD PROGRESS ISSUE 1 | 15 OCT 2014 |
| 5 | ISSUED FOR BID - PLUMBING | 15 OCT 2014 |
| 6 | DOB SUBMISSION | 19 DEC 2014 |
| 7 | CD PROGRESS ISSUE 3 | 09 MAR 2015 |
| 8 | CD PROGRESS ISSUE 4 | 01 JUN 2015 |
| 9 | CD PROGRESS ISSUE 5 | 10 AUG 2015 |
| 10 | DOB AMENDMENT 2 | 18 SEP 2015 |
| 11 | CD PROGRESS ISSUE 6 | 02 NOV 2015 |
| 12 | CD PROGRESS ISSUE 8 - GMP SET | 18 MAR 2016 |
| 13 | CD BULLETIN ISSUE 3 | 25 MAY 2016 |
| 14 | DOB AMENDMENT 3 | 03 OCT 2016 |

0 4'-0" 8'-0" 16'-0"

Discrepancies must be reported immediately to the Architect before proceeding. Only figured dimensions are to be used. Contractors must check all dimensions on site. This drawing is protected by copyright.

ALL DIMENSIONS ARE SHOWN IN IMPERIAL.

CONSULTANT:
AKF
ONE LIBERTY PLAZA, 165 BROADWAY, 22nd FLOOR
NEW YORK, NY 10006
T: 212.354.5656 F: 212.354.5668
Philadelphia • Los Angeles • Chicago • Dallas • Houston • Seattle • Washington

PROJECT:

**217 WEST 57TH STREET**
NEW YORK, NY

DRAWING TITLE:

PLUMBING
21st FLOOR PLAN (TYPICAL 21st-24th FLOORS) (MFD-43rd-47th FLOOR)

SEAL & SIGNATURE:

STATE OF NEW YORK · JAN RAND HIRD POKORNY · No. 025125 · LICENSED PROFESSIONAL ENGINEER

| | |
|---|---|
| DATE: | 04/04/14 |
| PROJECT No: | Y130747-000 |
| DRAWN: JRD | REV: |
| CHK: JRD | 14 |
| SCALE: 1/8" = 1'-0" | |
| DWG No: | **P-127.02** |
| DOB PAGE No: | 28 of 100 |

DOB EMPLOYEE STAMP:

DOB B-SCAN:

36" x 48" Arch E - SHEET SIZE
FILE NAME: C:\Revit Local Files\Y130747-000-AKF-865_MEP15-CENTRAL_sbarcena.rvt
PLOT DATE: 10/13/2016 4:46:14 PM

DEPT OF BLDGS 121263426 Job Number
E3729123389 Scan Code

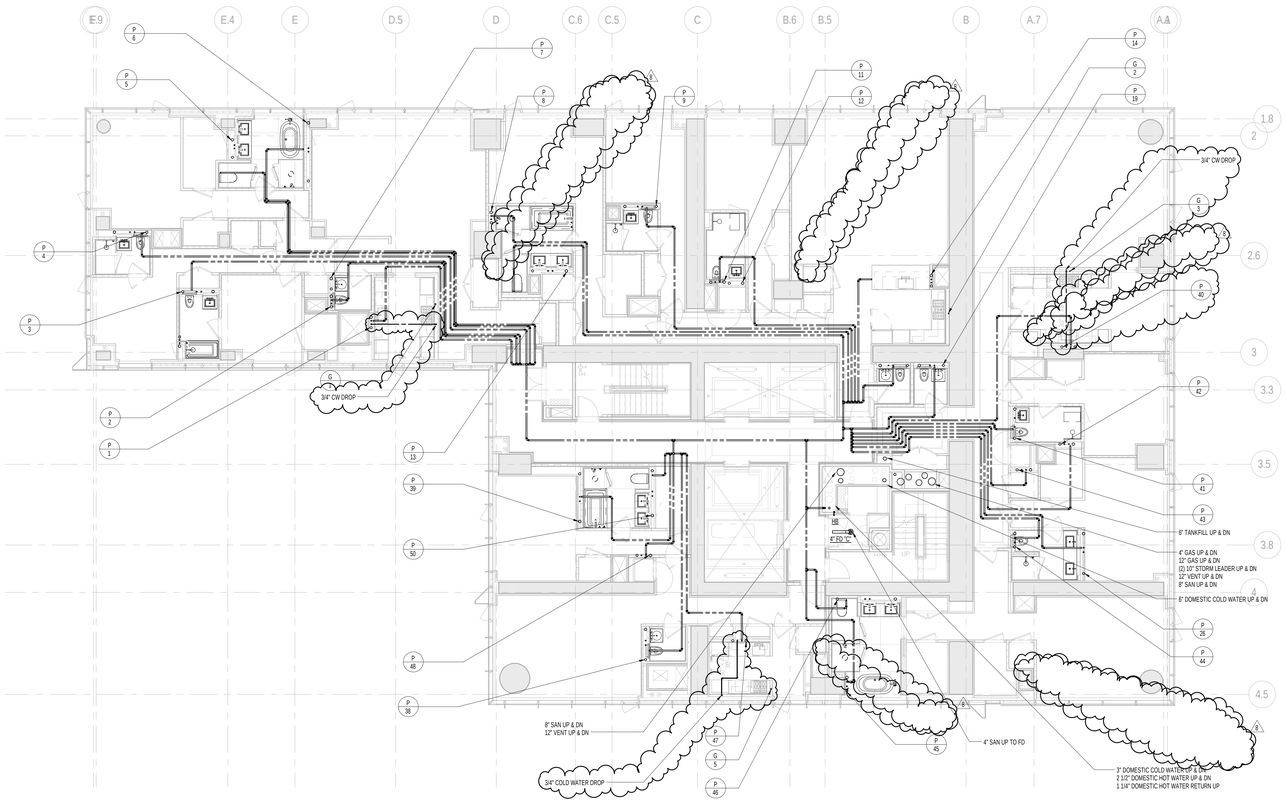


1 25th FLOOR PLAN
SCALE: 1/8" = 1'-0"

KEY PLAN:

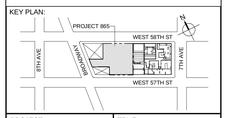


PROJECT NORTH

TRUE NORTH

DEVELOPER:
***EXTELL DEVELOPMENT COMPANY***
805 THIRD AVENUE, 7TH FLOOR
New York, NY 10022 USA
TEL: 212 712 6000 FAX: 212 712 6100

DESIGN ARCHITECT: Base Building Shell & Core
***ADRIAN SMITH + GORDON GILL ARCHITECTURE***
111 WEST MONROE STREET SUITE 2300
CHICAGO IL 60603
TEL: 312 920 1888 FAX: 312 920 1775

INTERIOR DESIGNER: Residential
***Rottet Architecture and Design Studio, PLLC***
298 Fifth Ave, 7th Floor
New York, NY 10001
TEL: 646 998 7000 FAX:

ARCHITECT OF RECORD:Base Building Shell, Core, & Residential
***AAI ARCHITECTS, P.C.***
401 Wellington St. W., 3rd Floor
Toronto, ON M5V 1E7 Canada
TEL: 416 967 1500 FAX: 416 967 7150

STRUCTURAL ENGINEERS:
***WSP CANTOR SEINUK***
228 EAST 45th Street
New York, NY 10017 USA
TEL: 212 687 9888 FAX: 646 487 5501

MEP ENGINEERS:
***AKF GROUP***
One Liberty Plaza, 165 Broadway, 22nd Floor
New York, NY 10006 USA
TEL: 212 354 5656 FAX: 212 354 5668

GEOTECHNICAL ENGINEERS:
***Langan Engineering & Environmental Services***
21 Penn Plaza - 360 West 31st Street, 8th Floor
New York, NY 10001-2727
TEL: 212 479 5400 FAX: 212 479 5444

CODE CONSULTANTS:
***Construction Consulting Associates***
100 Church Street
New York, NY 10007
TEL: 212 385 1818 FAX: 212 385 1911

CURTAINWALL CONSULTANT:
***AJLP Consulting***
40 Worth Street. Suite 826
New York, NY 10013
TEL: 212 757 5659 FAX: 646 219 8508

LANDMARK/PRESERVATION CONSULTANT:
***Jan Hird Pokorny Associates, Inc.***
39 West 37th Street, 12A
New York, NY 10018
TEL: 212 759 6462 FAX: 212 759 6540

| No. | DESCRIPTION | DATE |
|---|---|---|
| 1 | DOB SUBMISSION | 19 DEC 2014 |
| 2 | CD PROGRESS ISSUE 3 | 09 MAR 2015 |
| 3 | CD PROGRESS ISSUE 4 | 01 JUN 2015 |
| 4 | CD PROGRESS ISSUE 5 | 10 AUG 2015 |
| 5 | DOB AMENDMENT 2 | 18 SEP 2015 |
| 6 | CD PROGRESS ISSUE 6 | 02 NOV 2015 |
| 7 | CD PROGRESS ISSUE 8 - GMP SET | 18 MAR 2016 |
| 8 | CD BULLETIN ISSUE 3 | 25 MAY 2016 |
| 9 | DOB AMENDMENT 3 | 03 OCT 2016 |

0 4'-0" 8'-0" 16'-0"

Discrepancies must be reported immediately to the Architect before proceeding. Only figured dimensions are to be used. Contractors must check all dimensions on site. This drawing is protected by copyright.

ALL DIMENSIONS ARE SHOWN IN IMPERIAL.

CONSULTANT:
A|K F
ONE LIBERTY PLAZA, 165 BROADWAY, 22nd FLOOR
NEW YORK, NY 10006
T: 212.354.5656 F: 212.354.5668
Arlington / Detroit / Mexico City / Minneapolis / New York
Philadelphia / Princeton / Toronto / Rochester / Sarnia/Bright

PROJECT:

**217 WEST 57TH STREET**
NEW YORK, NY

DRAWING TITLE:

PLUMBING
25th FLOOR PLAN (MFD-48th FLOOR)

SEAL & SIGNATURE:

STATE OF NEW YORK · CHRISTOPHER D. MOORE · No. 075139 · LICENSED PROFESSIONAL ENGINEER

| | |
|---|---|
| DATE: | 12/16/14 |
| PROJECT No: | Y130747-000 |
| DRAWN: JRD | REV: 9 |
| CHK: JRD | |
| SCALE: 1/8" = 1'-0" | |
| DWG No: | **P-131.02** |
| DOB PAGE No: | 29 of 100 |

DOB EMPLOYEE STAMP:

DOB B-SCAN:

36" x 48" Arch E - SHEET SIZE
FILE NAME: C:\Revit Local Files\Y130747-000-AKF-865_MEP-SI-CENTRAL_sdanichol.rvt
PLOT DATE: 12/15/2016 4:42:13 PM

DEPT OF BLDGS 121263426 Job Number

E303335056 Scan Code

36" x 48" Arch E SHEET SIZE

GUTTER DRAINAGE:
PIPING FOR GUTTER DRAINAGE TO BE STAINLESS STEEL
FROM THE GUTTER OUTLET THRU THE EXTERIOR SHEAR WALL.
PROVIDE DIELECTRIC FITTING FOR TRANSITION FROM SS TO
STANDARD STORM DRAINAGE PIPING.

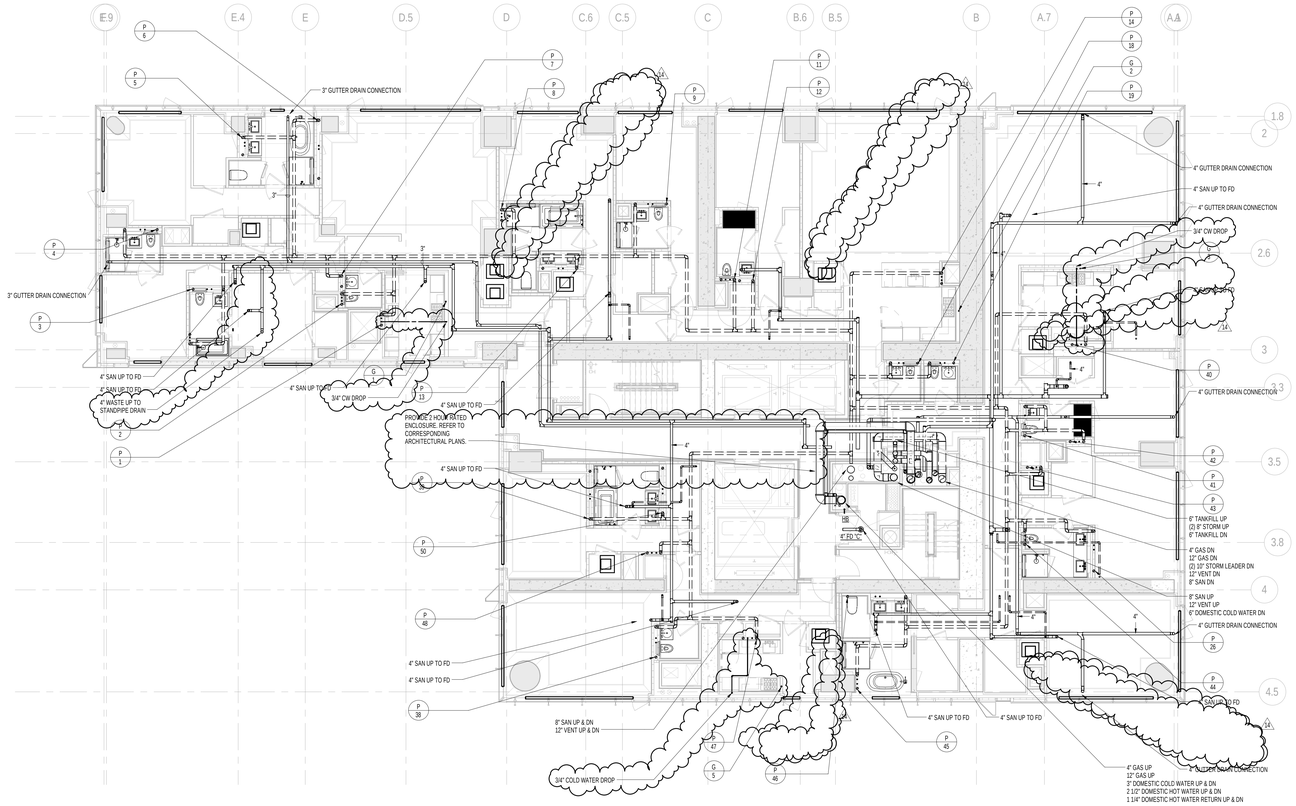


1 26th FLOOR PLAN
SCALE: 1/8" = 1'-0"

KEY PLAN:

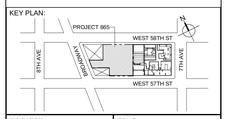


PROJECT NORTH

TRUE NORTH

DEVELOPER:
***EXTELL DEVELOPMENT COMPANY***
805 THIRD AVENUE, 7TH FLOOR
New York, NY 10022 USA
TEL: 212 712 6000 FAX: 212 712 6100

DESIGN ARCHITECT: Base Building Shell & Core
***ADRIAN SMITH + GORDON GILL ARCHITECTURE***
111 WEST MONROE STREET SUITE 2300
CHICAGO IL 60603
TEL: 312 920 1888 FAX: 312 920 1775

INTERIOR DESIGNER: Residential
***Rottet Architecture and Design Studio, PLLC***
298 Fifth Ave, 7th Floor
New York, NY 10001
TEL: 646 998 7000 FAX:

ARCHITECT OF RECORD:Base Building Shell, Core, & Residential
***AAI ARCHITECTS, P.C.***
401 Wellington St. W., 3rd Floor
Toronto, ON M5V 1E7 Canada
TEL: 416 967 1500 FAX: 416 967 7150

STRUCTURAL ENGINEERS:
***WSP CANTOR SEINUK***
228 EAST 45th Street
New York, NY 10017 USA
TEL: 212 687 9888 FAX: 646 487 5501

MEP ENGINEERS:
***AKF GROUP***
One Liberty Plaza, 165 Broadway, 22nd Floor
New York, NY 10006 USA
TEL: 212 354 5656 FAX: 212 354 5668

GEOTECHNICAL ENGINEERS:
***Langan Engineering & Environmental Services***
21 Penn Plaza - 360 West 31st Street, 8th Floor
New York, NY 10001-2727
TEL: 212 479 5400 FAX: 212 479 5444

CODE CONSULTANTS:
***Construction Consulting Associates***
100 Church Street
New York, NY 10007
TEL: 212 385 1818 FAX: 212 385 1911

CURTAINWALL CONSULTANT:
***AJLP Consulting***
40 Worth Street. Suite 826
New York, NY 10013
TEL: 212 757 5659 FAX: 646 219 8508

LANDMARK/PRESERVATION CONSULTANT:
***Jan Hird Pokorny Associates, Inc.***
39 West 37th Street, 12A
New York, NY 10018
TEL: 212 759 6462 FAX: 212 759 6540

| No. | DESCRIPTION | DATE |
|---|---|---|
| 1 | ISSUED FOR SCHEMATIC DESIGN | 04 APR 2014 |
| 2 | ISSUED FOR DESIGN DEVELOPMENT | 01 JUL 2014 |
| 3 | ISSUED FOR DESIGN DEVELOPMENT | 31 JUL 2014 |
| 4 | CD PROGRESS ISSUE 1 | 15 OCT 2014 |
| 5 | ISSUED FOR BID - PLUMBING | 15 OCT 2014 |
| 6 | DOB SUBMISSION | 19 DEC 2014 |
| 7 | CD PROGRESS ISSUE 3 | 09 MAR 2015 |
| 8 | CD PROGRESS ISSUE 4 | 01 JUN 2015 |
| 9 | CD PROGRESS ISSUE 5 | 10 AUG 2015 |
| 10 | DOB AMENDMENT 2 | 18 SEP 2015 |
| 11 | CD PROGRESS ISSUE 6 | 02 NOV 2015 |
| 12 | CD PROGRESS ISSUE 7 | 29 JAN 2016 |
| 13 | CD PROGRESS ISSUE 8 - GMP SET | 18 MAR 2016 |
| 14 | CD BULLETIN ISSUE 3 | 25 MAY 2016 |
| 15 | DOB AMENDMENT 3 | 03 OCT 2016 |

0 4' - 0" 8' - 0" 16' - 0"

Discrepancies must be reported immediately to the Architect before proceeding. Only figured dimensions are to be used. Contractors must check all dimensions on site. This drawing is protected by copyright.

ALL DIMENSIONS ARE SHOWN IN IMPERIAL.

CONSULTANT:
AKF
ONE LIBERTY PLAZA, 165 BROADWAY, 22nd FLOOR
NEW YORK, NY 10006
T: 212.354.5656 F: 212.354.5668
Abingdon / Boston / Mexico City / Minneapolis / New York
Philadelphia / Princeton / Portland / Rochester / Stamford

PROJECT:
**217 WEST 57TH STREET**
NEW YORK, NY

DRAWING TITLE:
PLUMBING
26th FLOOR PLAN (MFD-49th FLOOR)

SEAL & SIGNATURE:

STATE OF NEW YORK · JAMES RUSSELL PARKER · 038470 · REGISTERED PROFESSIONAL ENGINEER

| | |
|---|---|
| DATE: | 04/04/14 |
| PROJECT No: | Y130747-000 |
| DRAWN: JRD | REV: |
| CHK: JRD | 15 |
| SCALE: 1/8" = 1'-0" | |
| DWG No: | P-132.02 |
| DOB PAGE No: | 30 of 100 |

DOB EMPLOYEE STAMP:

DOB B-SCAN:

FILE NAME: C:\Revit Local Files\Y130747-000-AAF-BIM_MEP15-CENTRAL_dbaacm.rvt
PLOT DATE: 10/7/2016 4:21:11 PM

DEPT OF BLDGS 121263426 Job Number

E378375362 Scan Code

36" x 48" Arch E - SHEET SIZE

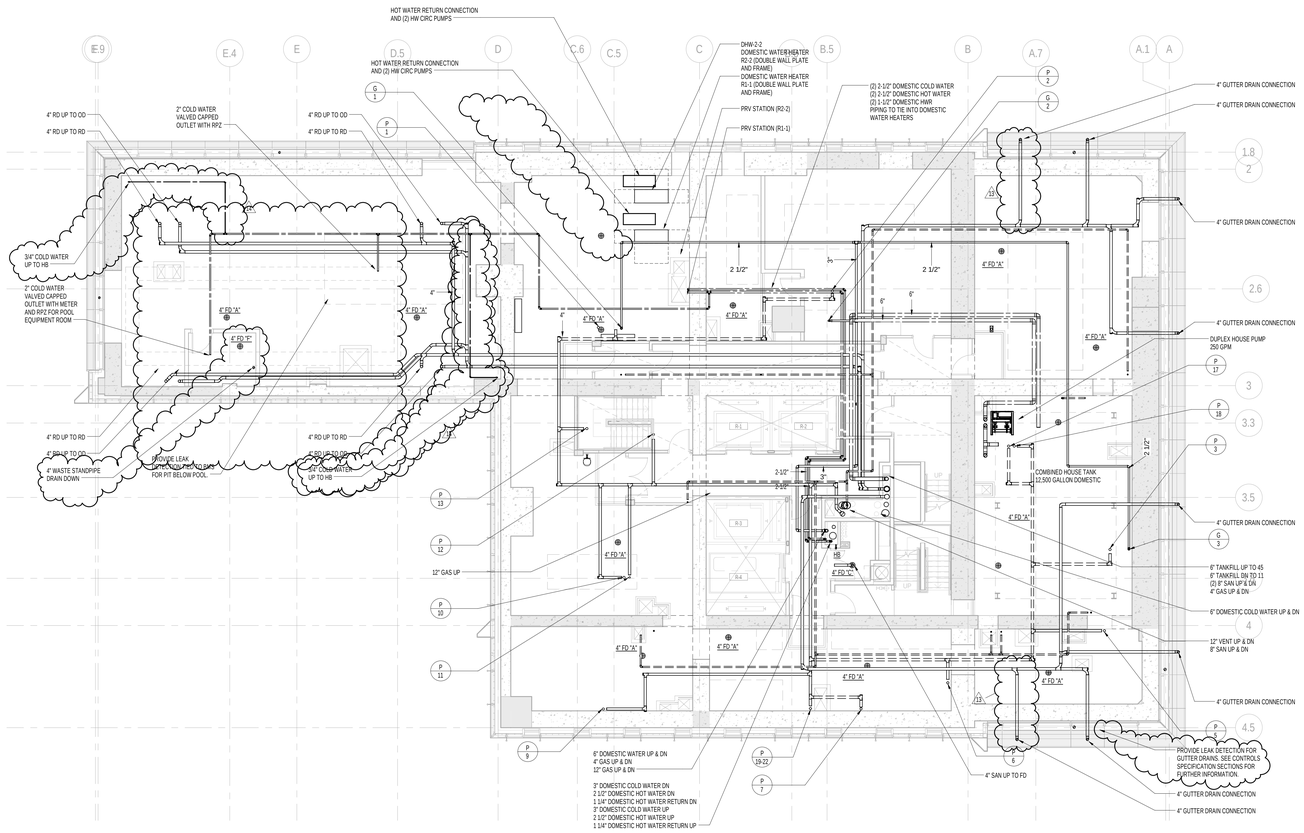


1 27th FLOOR PLAN
SCALE: 1/8" = 1'-0"



KEY PLAN:

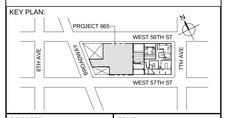


PROJECT NORTH

TRUE NORTH


DEVELOPER:
***EXTELL DEVELOPMENT COMPANY***
805 THIRD AVENUE, 7TH FLOOR
New York, NY 10022 USA
TEL: 212 712 6000 FAX: 212 712 6100

DESIGN ARCHITECT: Base Building Shell & Core
***ADRIAN SMITH + GORDON GILL ARCHITECTURE***
111 WEST MONROE STREET SUITE 2300
CHICAGO IL 60603
TEL: 312 920 1888 FAX: 312 920 1775

INTERIOR DESIGNER: Residential
***Rottet Architecture and Design Studio, PLLC***
298 Fifth Ave, 7th Floor
New York, NY 10001
TEL: 646 998 7000 FAX:

ARCHITECT OF RECORD:Base Building Shell, Core, & Residential
***AAI ARCHITECTS, P.C.***
401 Wellington St. W., 3rd Floor
Toronto, ON M5V 1E7 Canada
TEL: 416 967 1500 FAX: 416 967 7150

STRUCTURAL ENGINEERS:
***WSP CANTOR SEINUK***
228 EAST 45th Street
New York, NY 10017 USA
TEL: 212 687 9888 FAX: 646 487 5501

MEP ENGINEERS:
***AKF GROUP***
One Liberty Plaza, 165 Broadway, 22nd Floor
New York, NY 10006 USA
TEL: 212 354 5656 FAX: 212 354 5668

GEOTECHNICAL ENGINEERS:
***Langan Engineering & Environmental Services***
21 Penn Plaza - 360 West 31st Street, 8th Floor
New York, NY 10001-2727
TEL: 212 479 5400 FAX: 212 479 5444

CODE CONSULTANTS:
***Construction Consulting Associates***
100 Church Street
New York, NY 10007
TEL: 212 385 1818 FAX: 212 385 1911

CURTAINWALL CONSULTANT:
***AJLP Consulting***
40 Worth Street, Suite 826
New York, NY 10013
TEL: 212 757 5659 FAX: 646 219 8508

LANDMARK/PRESERVATION CONSULTANT:
***Jan Hird Pokorny Associates, Inc.***
39 West 37th Street, 12th
New York, NY 10018
TEL: 212 759 6462 FAX: 212 759 6540


| No. | DESCRIPTION | DATE |
|---|---|---|
| 1 | ISSUED FOR SCHEMATIC DESIGN | 04 APR 2014 |
| 2 | ISSUED FOR DESIGN DEVELOPMENT | 01 JUL 2014 |
| 3 | ISSUED FOR DESIGN DEVELOPMENT | 31 JUL 2014 |
| 4 | CD PROGRESS ISSUE 1 | 15 OCT 2014 |
| 5 | ISSUED FOR BID - PLUMBING | 15 OCT 2014 |
| 6 | DOB SUBMISSION | 19 DEC 2014 |
| 7 | CD PROGRESS ISSUE 3 | 09 MAR 2015 |
| 8 | CD PROGRESS ISSUE 4 | 01 JUN 2015 |
| 9 | CD PROGRESS ISSUE 5 | 10 AUG 2015 |
| 10 | DOB AMENDMENT 2 | 18 SEP 2015 |
| 11 | CD PROGRESS ISSUE 6 | 02 NOV 2015 |
| 12 | CD PROGRESS ISSUE 7 | 29 JAN 2016 |
| 13 | CD PROGRESS ISSUE 8 - GMP SET | 18 MAR 2016 |
| 14 | CD BULLETIN ISSUE 7 | 14 SEPT 2016 |
| 15 | DOB AMENDMENT 3 | 03 OCT 2016 |

0 4'-0" 8'-0" 16'-0"


Discrepancies must be reported immediately to the Architect before proceeding. Only figured dimensions are to be used. Contractors must check all dimensions on site. This drawing is protected by copyright.


ALL DIMENSIONS ARE SHOWN IN IMPERIAL.


CONSULTANT:
AKF
ONE LIBERTY PLAZA, 165 BROADWAY, 22nd FLOOR
NEW YORK, NY 10006
T: 212.354.5656 F: 212.354.5668
Arlington / Boston / Miami City / Minneapolis / New York
Philadelphia / Princeton / Fairfax / Richmond / Sterling


PROJECT:

**217 WEST 57TH STREET**
NEW YORK, NY

DRAWING TITLE:

PLUMBING
27th FLOOR PLAN (MFD-50th FLOOR)

SEAL & SIGNATURE:

STATE OF NEW YORK · CHRISTOPHER C. MOORE · No. 075139 · LICENSED PROFESSIONAL ENGINEER

| | |
|---|---|
| DATE: | 04/04/14 |
| PROJECT No: | Y130747-000 |
| DRAWN: JRD | REV.: |
| CHK: JRD | 15 |
| SCALE: 1/8" = 1'-0" | |
| DWG No: | P-133.02 |
| DOB PAGE No: | 31 of 100 |

DOB EMPLOYEE STAMP:

DOB B-SCAN:

FILE NAME: C:\Users\Local Files\Y130747-000-AKF-865_MEP15-CENTRAL_ab\work\ch.rvt
PLOT DATE: 10/19/2016 4:42:21 PM

DEPT OF BLDGS 121263635 Job Number
E357030364 Scan Code

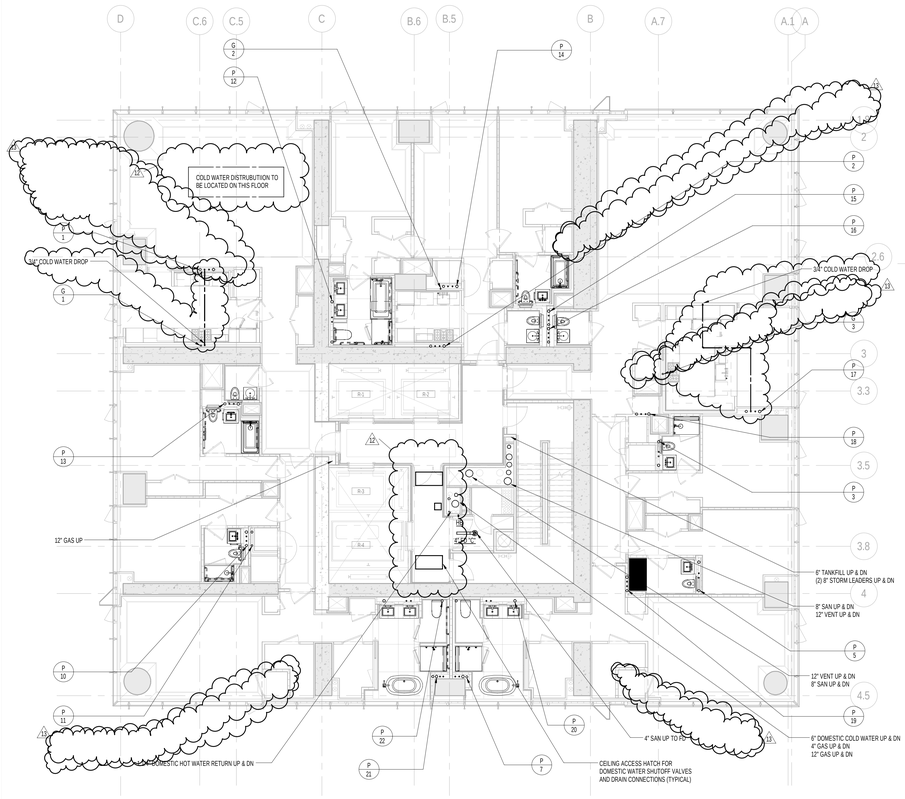


2 TYPICAL 29th-33rd FLOOR PLANS
SCALE: 1/8" = 1'-0"

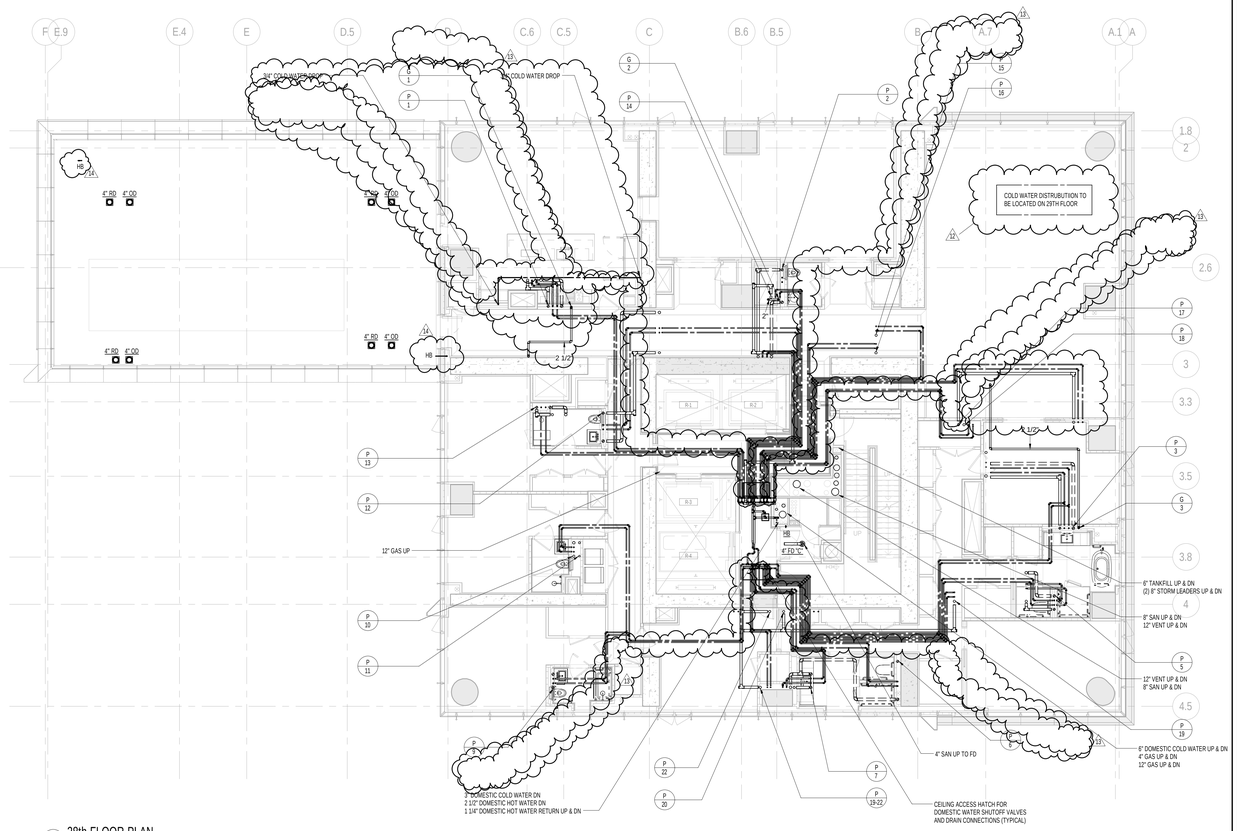


1 28th FLOOR PLAN
SCALE: 1/8" = 1'-0"

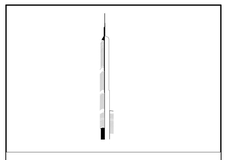

KEY PLAN:

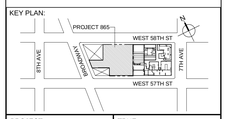


PROJECT NORTH | TRUE NORTH

DEVELOPER:
***EXTELL DEVELOPMENT COMPANY***
805 THIRD AVENUE, 7TH FLOOR
New York, NY 10022 USA
TEL: 212 712 6000 FAX: 212 712 6100

DESIGN ARCHITECT: Base Building Shell & Core
***ADRIAN SMITH + GORDON GILL ARCHITECTURE***
111 WEST MONROE STREET SUITE 2300
CHICAGO IL 60603
TEL: 312 920 1888 FAX: 312 920 1775

INTERIOR DESIGNER: Residential
***Rottet Architecture and Design Studio, PLLC***
298 Fifth Ave, 7th Floor
New York, NY 10001
TEL: 646 998 7000 FAX:

ARCHITECT OF RECORD:Base Building Shell, Core, & Residential
***AAI ARCHITECTS, P.C.***
401 Wellington St. W., 3rd Floor
Toronto, ON M5V 1E7 Canada
TEL: 416 967 1500 FAX: 416 967 7150

STRUCTURAL ENGINEERS:
***WSP CANTOR SEINUK***
228 EAST 45th Street
New York, NY 10017 USA
TEL: 212 687 9888 FAX: 646 487 5501

MEP ENGINEERS:
***AKF GROUP***
One Liberty Plaza, 165 Broadway, 22nd Floor
New York, NY 10006 USA
TEL: 212 354 5656 FAX: 212 354 5668

GEOTECHNICAL ENGINEERS:
***Langan Engineering & Environmental Services***
21 Penn Plaza - 360 West 31st Street, 8th Floor
New York, NY 10001-2727
TEL: 212 479 5400 FAX: 212 479 5444

CODE CONSULTANTS:
***Construction Consulting Associates***
100 Church Street
New York, NY 10007
TEL: 212 385 1818 FAX: 212 385 1911

CURTAINWALL CONSULTANT:
***AJLP Consulting***
40 Worth Street. Suite 826
New York, NY 10013
TEL: 212 757 5659 FAX: 646 219 8508

LANDMARK/PRESERVATION CONSULTANT:
***Jan Hird Pokorny Associates, Inc.***
39 West 37th Street, 12A
New York, NY 10018
TEL: 212 759 6462 FAX: 212 759 6540

| No. | DESCRIPTION | DATE |
|---|---|---|
| 1 | ISSUED FOR SCHEMATIC DESIGN | 04 APR 2014 |
| 2 | ISSUED FOR DESIGN DEVELOPMENT | 01 JUL 2014 |
| 3 | ISSUED FOR DESIGN DEVELOPMENT | 31 JUL 2014 |
| 4 | CD PROGRESS ISSUE 1 | 15 OCT 2014 |
| 5 | ISSUED FOR BID - PLUMBING | 15 OCT 2014 |
| 6 | DOB SUBMISSION | 19 DEC 2014 |
| 7 | CD PROGRESS ISSUE 3 | 09 MAR 2015 |
| 8 | CD PROGRESS ISSUE 4 | 01 JUN 2015 |
| 9 | CD PROGRESS ISSUE 5 | 10 AUG 2015 |
| 10 | DOB AMENDMENT 2 | 18 SEP 2015 |
| 11 | CD PROGRESS ISSUE 6 | 02 NOV 2015 |
| 12 | CD PROGRESS ISSUE 8 - GMP SET | 18 MAR 2016 |
| 13 | CD BULLETIN ISSUE 3 | 25 MAY 2016 |
| 14 | CD BULLETIN ISSUE 7 | 14 SEPT 2016 |
| 15 | DOB AMENDMENT 3 | 03 OCT 2016 |

0 4'-0" 8'-0" 16'-0"

Discrepancies must be reported immediately to the Architect before proceeding. Only figured dimensions are to be used. Contractors must check all dimensions on site. This drawing is protected by copyright.

ALL DIMENSIONS ARE SHOWN IN IMPERIAL.

CONSULTANT:
AKF
ONE LIBERTY PLAZA, 165 BROADWAY, 22nd FLOOR
NEW YORK, NY 10006
T: 212.354.5656 F: 212.354.5668
Arlington / Boston / Mexico City / Minneapolis / New York
Philadelphia / Princeton / Puebla / Rochester / Sterlingt

PROJECT:
**217 WEST 57TH STREET**
NEW YORK, NY

DRAWING TITLE:
PLUMBING
28th and 29th FLOOR PLANS
(TYPICAL 29th-33rd FLOORS)
(MFD-53rd FLOOR and MFD-54th-58h FLOOR)

SEAL & SIGNATURE:
STATE OF NEW YORK · CHRISTOPHER C. MOSER · No. 075139 · LICENSED PROFESSIONAL ENGINEER

| | |
|---|---|
| DATE: | 04/04/14 |
| PROJECT No: | Y130747-000 |
| DRAWN: JRD | REV: |
| CHK: JRD | 15 |
| SCALE: 1/8" = 1'-0" | |
| DWG No: | P-134.02 |
| DOB PAGE No: | 32 of 100 |

DOB EMPLOYEE STAMP: DOB B-SCAN:

36" x 48" Arch E - SHEET SIZE
FILE NAME: C:\Revit Local Files\Y130747-000-AKF-865_MEP15-CENTRAL_sdavis1ta.rvt
PLOT DATE: 10/19/2016 4:44:59 PM

DEPT OF BLDGS 121282605 Job Number
E357551616 Scan Code

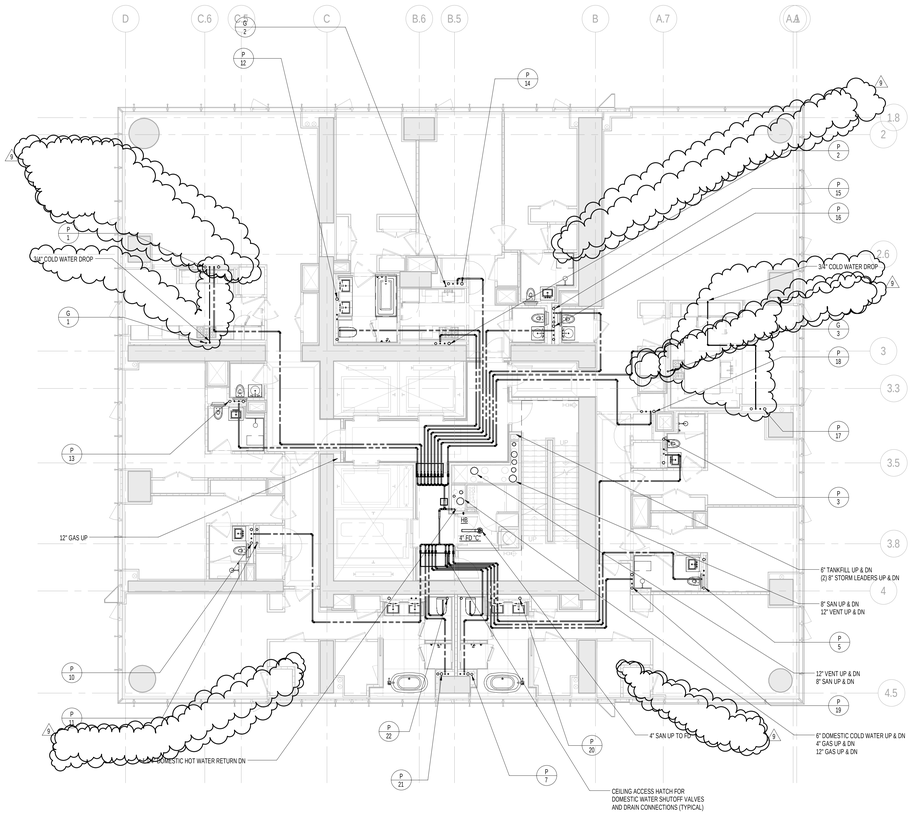


2 35th FLOOR PLAN
SCALE: 1/8" = 1'-0"

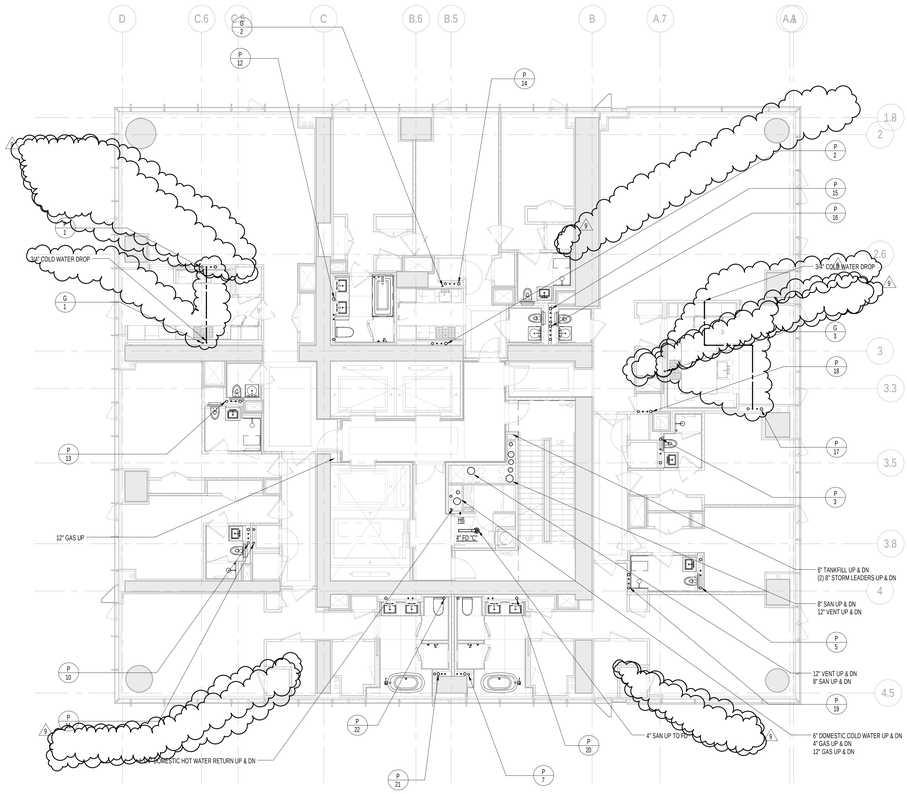


1 34th FLOOR PLAN
SCALE: 1/8" = 1'-0"



KEY PLAN:

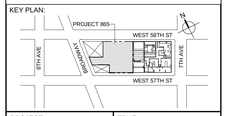


PROJECT NORTH

TRUE NORTH

DEVELOPER:
***EXTELL DEVELOPMENT COMPANY***
805 THIRD AVENUE, 7TH FLOOR
New York, NY 10022 USA
TEL: 212 712 6000 FAX: 212 712 6100

DESIGN ARCHITECT: Base Building Shell & Core
***ADRIAN SMITH + GORDON GILL ARCHITECTURE***
111 WEST MONROE STREET SUITE 2300
CHICAGO IL 60603
TEL: 312 920 1888 FAX: 312 920 1775

INTERIOR DESIGNER: Residential
***Rottet Architecture and Design Studio, PLLC***
298 Fifth Ave, 7th Floor
New York, NY 10001
TEL: 646 998 7000 FAX:

ARCHITECT OF RECORD:Base Building Shell, Core, & Residential
***AAI ARCHITECTS, P.C.***
401 Wellington St. W., 3rd Floor
Toronto, ON M5V 1E7 Canada
TEL: 416 967 1500 FAX: 416 967 7150

STRUCTURAL ENGINEERS:
***WSP CANTOR SEINUK***
228 EAST 45th Street
New York, NY 10017 USA
TEL: 212 687 9888 FAX: 646 487 5501

MEP ENGINEERS:
***AKF GROUP***
One Liberty Plaza, 165 Broadway, 22nd Floor
New York, NY 10006 USA
TEL: 212 354 5656 FAX: 212 354 5668

GEOTECHNICAL ENGINEERS:
***Langan Engineering & Environmental Services***
21 Penn Plaza - 360 West 31st Street, 8th Floor
New York, NY 10001-2727
TEL: 212 479 5400 FAX: 212 479 5444

CODE CONSULTANTS:
***Construction Consulting Associates***
100 Church Street
New York, NY 10007
TEL: 212 385 1818 FAX: 212 385 1911

CURTAINWALL CONSULTANT:
***AJLP Consulting***
40 Worth Street. Suite 826
New York, NY 10013
TEL: 212 757 5659 FAX: 646 219 8508

LANDMARK/PRESERVATION CONSULTANT:
***Jan Hird Pokorny Associates, Inc.***
39 West 37th Street, 12A
New York, NY 10018
TEL: 212 759 6462 FAX: 212 759 6540

| No. | DESCRIPTION | DATE |
|---|---|---|
| 1 | CD PROGRESS ISSUE 1 | 15 OCT 2014 |
| 2 | ISSUED FOR BID - PLUMBING | 15 OCT 2014 |
| 3 | DOB SUBMISSION | 19 DEC 2014 |
| 4 | CD PROGRESS ISSUE 3 | 09 MAR 2015 |
| 5 | CD PROGRESS ISSUE 4 | 01 JUN 2015 |
| 6 | DOB AMENDMENT 2 | 18 SEP 2015 |
| 7 | CD PROGRESS ISSUE 6 | 02 NOV 2015 |
| 8 | CD PROGRESS ISSUE 8 - GMP SET | 18 MAR 2016 |
| 9 | CD BULLETIN ISSUE 3 | 25 MAY 2016 |
| 10 | DOB AMENDMENT 3 | 03 OCT 2016 |

0 4' - 0" 8' - 0" 16' - 0"

Discrepancies must be reported immediately to the Architect before proceeding. Only figured dimensions are to be used. Contractors must check all dimensions on site. This drawing is protected by copyright.

ALL DIMENSIONS ARE SHOWN IN IMPERIAL.

CONSULTANT:
AKF
ONE LIBERTY PLAZA, 165 BROADWAY, 22nd FLOOR
NEW YORK, NY 10006
T: 212.354.5656 F: 212.354.5668
Atlanta / Boise / Mexico City / Minneapolis / New York
Philadelphia / Houston / Fairfax / Spokane / Stamford

PROJECT:
**217 WEST 57TH STREET**
NEW YORK, NY

DRAWING TITLE:
PLUMBING
34th and 35th FLOOR PLANS
(MFD-59th-60th FLOOR)

SEAL & SIGNATURE:

STATE OF NEW YORK
JAMES R. DRUMMEY
No. 075135
LICENSED PROFESSIONAL ENGINEER

| | |
|---|---|
| DATE: | 10/01/14 |
| PROJECT No: | Y130747-000 |
| DRAWN: JRD | REV: |
| CHK: JRD | 10 |
| SCALE: 1/8" = 1'-0" | |
| DWG No: | P-137.02 |
| DOB PAGE No: | 33 of 100 |

DOB EMPLOYEE STAMP:

DOB B-SCAN:

36" x 48" Arch E SHEET SIZE
FILE NAME: C:\Revit Local Files\Y130747-000-AKF-BIM_MEP15-CENTRAL_dbarnchk.rvt
PLOT DATE: 10/1/2014 4:46:23 PM

DEPT OF BLDGS 121283635 Job Number
E577122047 1 Scan Code

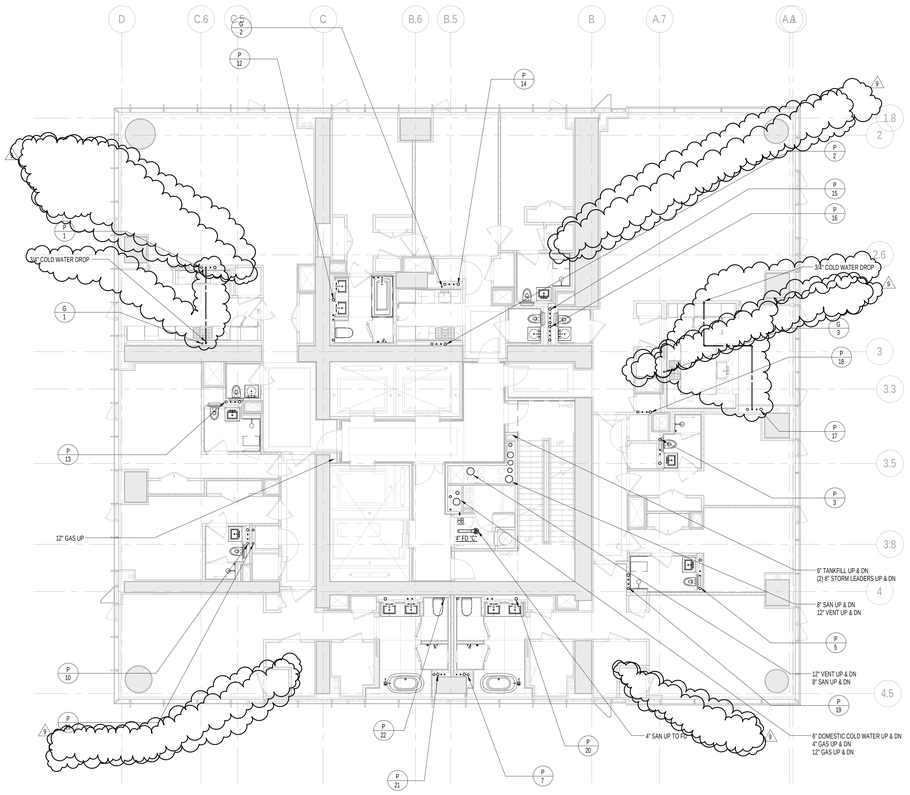


1 36th FLOOR PLAN
SCALE: 1/8" = 1'-0"

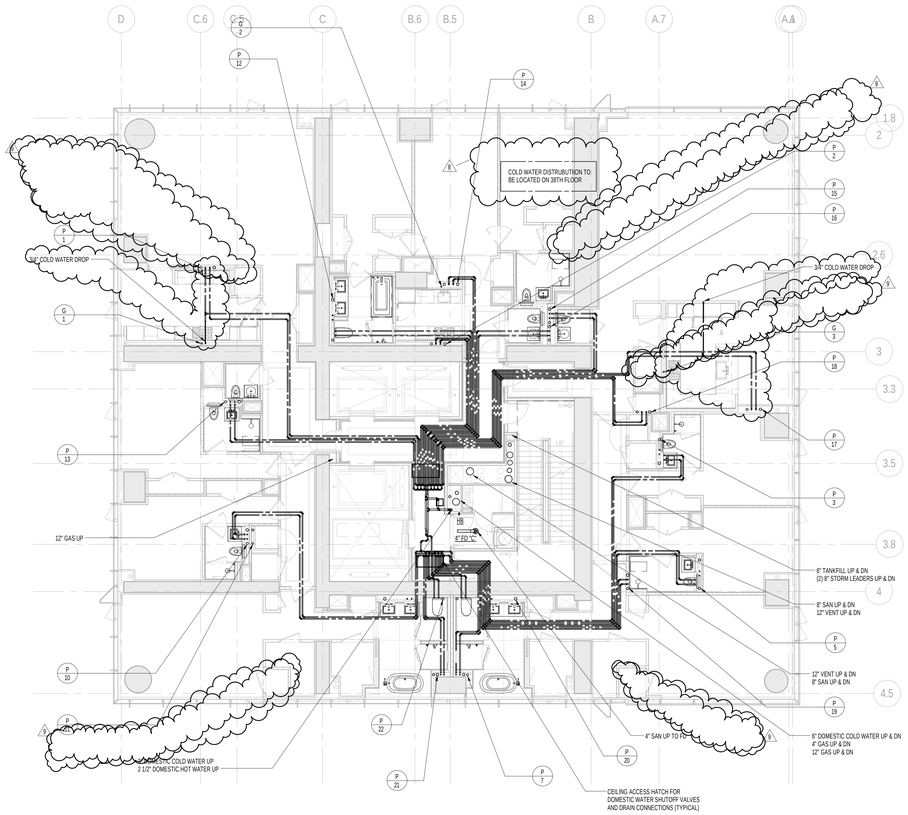


2 37th FLOOR PLAN
SCALE: 1/8" = 1'-0"

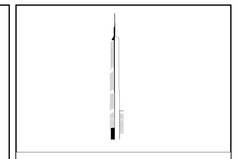

KEY PLAN:

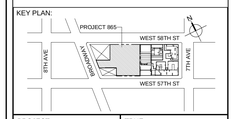


PROJECT NORTH

TRUE NORTH

DEVELOPER:
***EXTELL DEVELOPMENT COMPANY***
805 THIRD AVENUE, 7TH FLOOR
New York, NY 10022 USA
TEL: 212 712 6000 FAX: 212 712 6100

DESIGN ARCHITECT: Base Building Shell & Core
***ADRIAN SMITH + GORDON GILL ARCHITECTURE***
111 WEST MONROE STREET SUITE 2300
CHICAGO IL 60603
TEL: 312 920 1888 FAX: 312 920 1775

INTERIOR DESIGNER: Residential
***Rottet Architecture and Design Studio, PLLC***
298 Fifth Ave, 7th Floor
New York, NY 10001
TEL: 646 998 7000 FAX:

ARCHITECT OF RECORD:Base Building Shell, Core, & Residential
***AAI ARCHITECTS, P.C.***
401 Wellington St. W., 3rd Floor
Toronto, ON M5V 1E7 Canada
TEL: 416 967 1500 FAX: 416 967 7150

STRUCTURAL ENGINEERS:
***WSP CANTOR SEINUK***
228 EAST 45th Street
New York, NY 10017 USA
TEL: 212 687 9888 FAX: 646 487 5501

MEP ENGINEERS:
***AKF GROUP***
One Liberty Plaza, 165 Broadway, 22nd Floor
New York, NY 10006 USA
TEL: 212 354 5656 FAX: 212 354 5668

GEOTECHNICAL ENGINEERS:
***Langan Engineering & Environmental Services***
21 Penn Plaza - 360 West 31st Street, 8th Floor
New York, NY 10001-2727
TEL: 212 479 5400 FAX: 212 479 5444

CODE CONSULTANTS:
***Construction Consulting Associates***
100 Church Street
New York, NY 10007
TEL: 212 385 1818 FAX: 212 385 1911

CURTAINWALL CONSULTANT:
***AJLP Consulting***
40 Worth Street. Suite 826
New York, NY 10013
TEL: 212 757 5659 FAX: 646 219 8508

LANDMARK/PRESERVATION CONSULTANT:
***Jan Hird Pokorny Associates, Inc.***
39 West 37th Street, 12A
New York, NY 10018
TEL: 212 759 6462 FAX: 212 759 6540

| No. | DESCRIPTION | DATE |
|---|---|---|
| 1 | CD PROGRESS ISSUE 1 | 15 OCT 2014 |
| 2 | ISSUED FOR BID - PLUMBING | 15 OCT 2014 |
| 3 | DOB SUBMISSION | 19 DEC 2014 |
| 4 | CD PROGRESS ISSUE 3 | 09 MAR 2015 |
| 5 | CD PROGRESS ISSUE 4 | 01 JUN 2015 |
| 6 | DOB AMENDMENT 2 | 18 SEP 2015 |
| 7 | CD PROGRESS ISSUE 6 | 02 NOV 2015 |
| 8 | CD PROGRESS ISSUE 8 - GMP SET | 18 MAR 2016 |
| 9 | CD BULLETIN ISSUE 3 | 25 MAY 2016 |
| 10 | DOB AMENDMENT 3 | 03 OCT 2016 |

0 4'-0" 8'-0" 16'-0"

Discrepancies must be reported immediately to the Architect before proceeding. Only figured dimensions are to be used. Contractors must check all dimensions on site. This drawing is protected by copyright.

ALL DIMENSIONS ARE SHOWN IN IMPERIAL.

CONSULTANT:
AKF
ONE LIBERTY PLAZA, 165 BROADWAY, 22nd FLOOR
NEW YORK, NY 10006
T: 212.354.5656 F: 212.354.5668
Arlington | Boston | Mount Kisco | Washington | New York
Philadelphia | Houston | Toronto | Honolulu | Santiago

PROJECT:

**217 WEST 57TH STREET**
NEW YORK, NY

DRAWING TITLE:

PLUMBING
36th and 37th FLOOR PLANS
(MFD-61st-62nd FLOOR)

SEAL & SIGNATURE:

STATE OF NEW YORK · JAN HIRD POKORNY · 082,075,35 · LICENSED PROFESSIONAL ENGINEER

| | |
|---|---|
| DATE: | 10/01/14 |
| PROJECT No: | Y130747-000 |
| DRAWN: JRD | REV: |
| CHK: JRD | 10 |
| SCALE: 1/8" = 1'-0" | |
| DWG No: | |
| **P-138.02** | |
| DOB PAGE No: 34 of 100 | |

DOB EMPLOYEE STAMP:

DOB B-SCAN:

36" x 48" Arch E SHEET SIZE
FILE NAME: C:\Revit Local Files\Y130747-000-AKF-865_MEP-SI-CENTRAL_sdanecha.rvt
PLOT DATE: 10/1/2014 4:46:10 PM

DEPT OF BLDGS 121263425 Job Number
E3C115R5J80 Scan Code

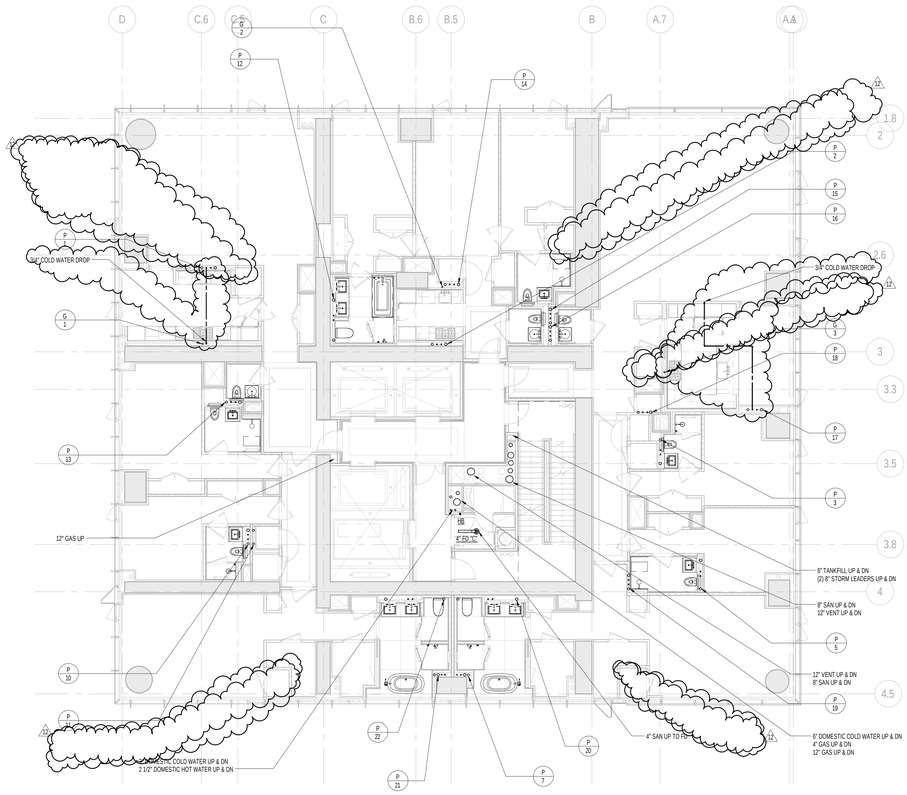


2 TYPICAL 39th-43rd FLOOR PLANS
SCALE: 1/8" = 1'-0"

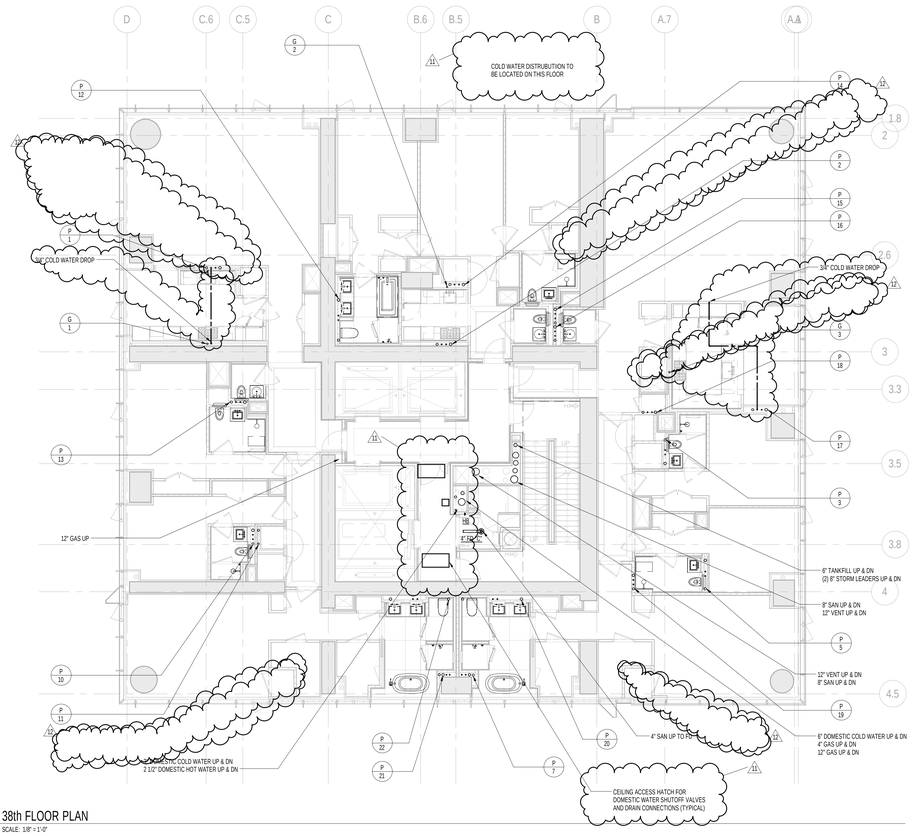


1 38th FLOOR PLAN
SCALE: 1/8" = 1'-0"

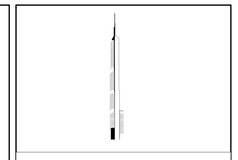

KEY PLAN:

PROJECT NORTH

TRUE NORTH

DEVELOPER:
***EXTELL DEVELOPMENT COMPANY***
805 THIRD AVENUE, 7TH FLOOR
New York, NY 10022 USA
TEL: 212 712 6000 FAX: 212 712 6100

DESIGN ARCHITECT: Base Building Shell & Core
***ADRIAN SMITH + GORDON GILL ARCHITECTURE***
111 WEST MONROE STREET SUITE 2300
CHICAGO IL 60603
TEL: 312 920 1888 FAX: 312 920 1775

INTERIOR DESIGNER: Residential
***Rottet Architecture and Design Studio, PLLC***
298 Fifth Ave, 7th Floor
New York, NY 10001
TEL: 646 998 7000 FAX:

ARCHITECT OF RECORD:Base Building Shell, Core, & Residential
***AAI ARCHITECTS, P.C.***
401 Wellington St. W., 3rd Floor
Toronto, ON M5V 1E7 Canada
TEL: 416 967 1500 FAX: 416 967 7150

STRUCTURAL ENGINEERS:
***WSP CANTOR SEINUK***
228 EAST 45th Street
New York, NY 10017 USA
TEL: 212 687 9888 FAX: 646 487 5501

MEP ENGINEERS:
***AKF GROUP***
One Liberty Plaza, 165 Broadway, 22nd Floor
New York, NY 10006 USA
TEL: 212 354 5656 FAX: 212 354 5668

GEOTECHNICAL ENGINEERS:
***Langan Engineering & Environmental Services***
21 Penn Plaza - 360 West 31st Street, 8th Floor
New York, NY 10001-2727
TEL: 212 479 5400 FAX: 212 479 5444

CODE CONSULTANTS:
***Construction Consulting Associates***
100 Church Street
New York, NY 10007
TEL: 212 385 1818 FAX: 212 385 1911

CURTAINWALL CONSULTANT:
***AJLP Consulting***
40 Worth Street. Suite 826
New York, NY 10013
TEL: 212 757 5659 FAX: 646 219 8508

LANDMARK/PRESERVATION CONSULTANT:
***Jan Hird Pokorny Associates, Inc.***
39 West 37th Street, 12A
New York, NY 10018
TEL: 212 759 6462 FAX: 212 759 6540

| No. | DESCRIPTION | DATE |
|---|---|---|
| 1 | ISSUED FOR SCHEMATIC DESIGN | 04 APR 2014 |
| 2 | ISSUED FOR DESIGN DEVELOPMENT | 01 JUL 2014 |
| 3 | ISSUED FOR DESIGN DEVELOPMENT | 31 JUL 2014 |
| 4 | CD PROGRESS ISSUE 1 | 15 OCT 2014 |
| 5 | ISSUED FOR BID - PLUMBING | 15 OCT 2014 |
| 6 | DOB SUBMISSION | 19 DEC 2014 |
| 7 | CD PROGRESS ISSUE 3 | 09 MAR 2015 |
| 8 | CD PROGRESS ISSUE 4 | 01 JUN 2015 |
| 9 | DOB AMENDMENT 2 | 18 SEP 2015 |
| 10 | CD PROGRESS ISSUE 6 | 02 NOV 2015 |
| 11 | CD PROGRESS ISSUE 8 - GMP SET | 18 MAR 2016 |
| 12 | CD BULLETIN ISSUE 3 | 25 MAY 2016 |
| 13 | DOB AMENDMENT 3 | 03 OCT 2016 |

0 4'-0" 8'-0" 16'-0"

Discrepancies must be reported immediately to the Architect before proceeding. Only figured dimensions are to be used. Contractors must check all dimensions on site. This drawing is protected by copyright.

ALL DIMENSIONS ARE SHOWN IN IMPERIAL.

CONSULTANT:
AKF
ONE LIBERTY PLAZA, 165 BROADWAY, 22nd FLOOR
NEW YORK, NY 10006
T: 212.354.5656 F: 212.354.5668
Arlington / Boston / Mexico City / Minneapolis / New York
Philadelphia / Princeton / Tortola / Toronto / Zanzibar

PROJECT:

**217 WEST 57TH STREET**
NEW YORK, NY

DRAWING TITLE:

PLUMBING
38th and 39th FLOOR PLANS
(TYPICAL 39th-43rd FLOORS)
(MFD-63rd FLOOR and MFD-64th-68th FLOOR)

SEAL & SIGNATURE:

STATE OF NEW YORK · CHRISTOPHER D. MOORE · 031 275 731 · LICENSED PROFESSIONAL ENGINEER

| | |
|---|---|
| DATE: | 04/04/14 |
| PROJECT No: | Y130747-000 |
| DRAWN: JRD | REV: |
| CHK: JRD | 13 |
| SCALE: 1/8" = 1'-0" | |
| DWG No: | |
| **P-139.02** | |
| DOB PAGE No: | 35 of 100 |

DOB EMPLOYEE STAMP:

DOB B-SCAN:

36" x 48" Arch E - SHEET SIZE
FILE NAME: C:\Revit Local Files\Y130747-000-AKF-865_MEP-15-CENTRAL_dsilencha.rvt
PLOT DATE: 10/19/2016 4:45:19 PM

DEPT OF BLDGS 121263426 Job Number
E344331470 Scan Code

GUTTER DRAINAGE:
PIPING FOR GUTTER DRAINAGE TO BE STAINLESS STEEL
FROM THE GUTTER OUTLET THRU THE EXTERIOR SHEAR WALL.
PROVIDE DIELECTRIC FITTING FOR TRANSITION FROM SS TO
STANDARD STORM DRAINAGE PIPING

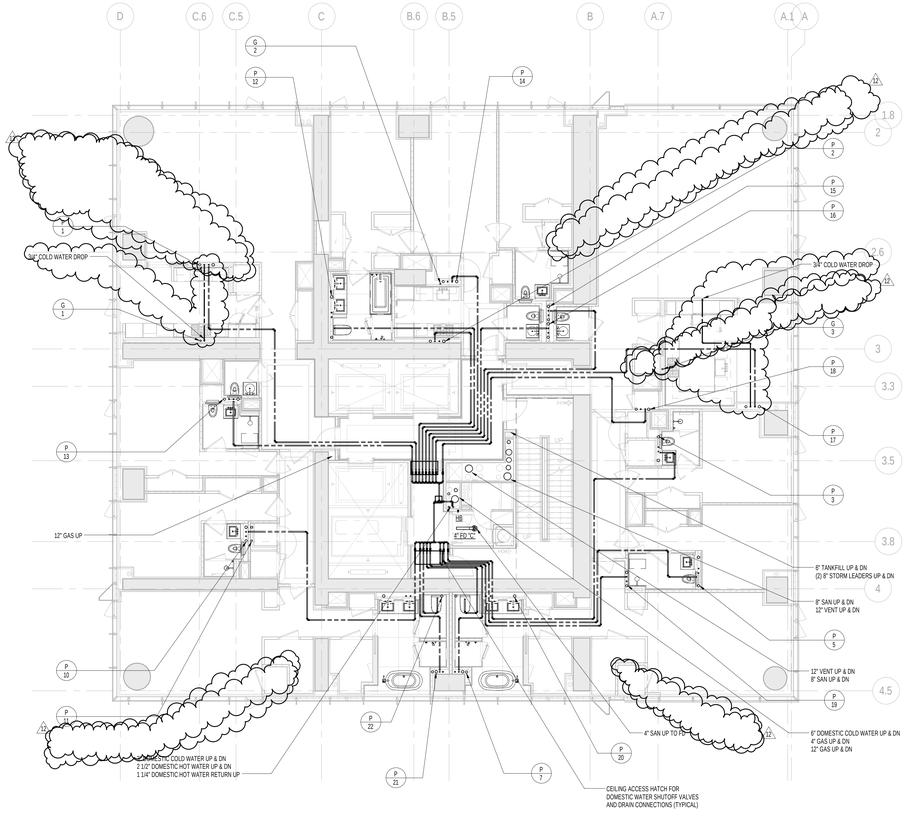


1 44th FLOOR PLAN
SCALE: 1/8" = 1'-0"

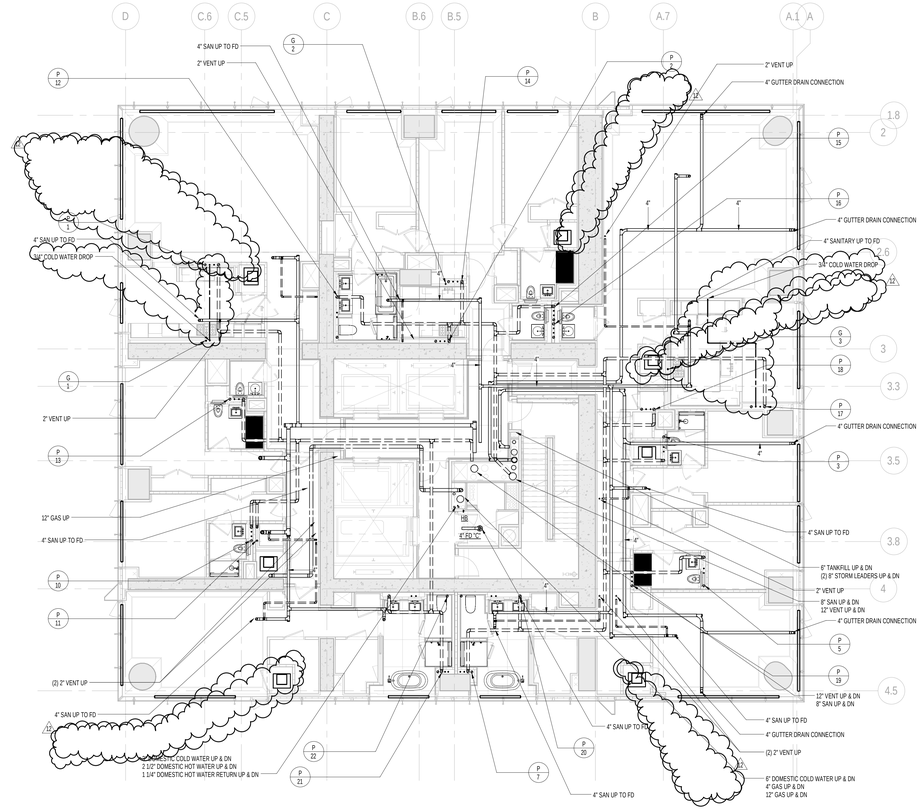


2 45th FLOOR PLAN
SCALE: 1/8" = 1'-0"

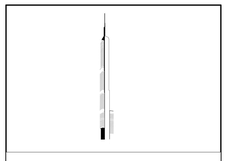

KEY PLAN:

PROJECT NORTH

TRUE NORTH

DEVELOPER:
***EXTELL DEVELOPMENT COMPANY***
805 THIRD AVENUE, 7TH FLOOR
New York, NY 10022 USA
TEL: 212 712 6000 FAX: 212 712 6100

DESIGN ARCHITECT: Base Building Shell & Core
***ADRIAN SMITH + GORDON GILL ARCHITECTURE***
111 WEST MONROE STREET SUITE 2300
CHICAGO IL 60603
TEL: 312 920 1888 FAX: 312 920 1775

INTERIOR DESIGNER: Residential
***Rottet Architecture and Design Studio, PLLC***
298 Fifth Ave, 7th Floor
New York, NY 10001
TEL: 646 998 7000 FAX:

ARCHITECT OF RECORD:Base Building Shell, Core, & Residential
***AAI ARCHITECTS, P.C.***
401 Wellington St. W., 3rd Floor
Toronto, ON M5V 1E7 Canada
TEL: 416 967 1500 FAX: 416 967 7150

STRUCTURAL ENGINEERS:
***WSP CANTOR SEINUK***
228 EAST 45th Street
New York, NY 10017 USA
TEL: 212 687 9888 FAX: 646 487 5501

MEP ENGINEERS:
***AKF GROUP***
One Liberty Plaza, 165 Broadway, 22nd Floor
New York, NY 10006 USA
TEL: 212 354 5656 FAX: 212 354 5668

GEOTECHNICAL ENGINEERS:
***Langan Engineering & Environmental Services***
21 Penn Plaza - 360 West 31st Street, 8th Floor
New York, NY 10001-2727
TEL: 212 479 5400 FAX: 212 479 5444

CODE CONSULTANTS:
***Construction Consulting Associates***
100 Church Street
New York, NY 10007
TEL: 212 385 1818 FAX: 212 385 1911

CURTAINWALL CONSULTANT:
***AJLP Consulting***
40 Worth Street. Suite 826
New York, NY 10013
TEL: 212 757 5659 FAX: 646 219 8508

LANDMARK/PRESERVATION CONSULTANT:
***Jan Hird Pokorny Associates, Inc.***
39 West 37th Street, 12A
New York, NY 10018
TEL: 212 759 6462 FAX: 212 759 6540

| No. | DESCRIPTION | DATE |
|---|---|---|
| 1 | ISSUED FOR SCHEMATIC DESIGN | 04 APR 2014 |
| 2 | ISSUED FOR DESIGN DEVELOPMENT | 01 JUL 2014 |
| 3 | ISSUED FOR DESIGN DEVELOPMENT | 31 JUL 2014 |
| 4 | CD PROGRESS ISSUE 1 | 15 OCT 2014 |
| 5 | ISSUED FOR BID - PLUMBING | 15 OCT 2014 |
| 6 | DOB SUBMISSION | 19 DEC 2014 |
| 7 | CD PROGRESS ISSUE 3 | 09 MAR 2015 |
| 8 | CD PROGRESS ISSUE 4 | 01 JUN 2015 |
| 9 | DOB AMENDMENT 2 | 18 SEP 2015 |
| 10 | CD PROGRESS ISSUE 6 | 02 NOV 2015 |
| 11 | CD PROGRESS ISSUE 8 - GMP SET | 18 MAR 2016 |
| 12 | CD BULLETIN ISSUE 3 | 25 MAY 2016 |
| 13 | DOB AMENDMENT 3 | 03 OCT 2016 |

0 4' - 0" 8' - 0" 16' - 0"

Discrepancies must be reported immediately to the Architect before proceeding. Only figured dimensions are to be used. Contractors must check all dimensions on site. This drawing is protected by copyright.

ALL DIMENSIONS ARE SHOWN IN IMPERIAL.

CONSULTANT:
AKF
ONE LIBERTY PLAZA, 165 BROADWAY, 22nd FLOOR
NEW YORK, NY 10006
T: 212.354.5656 F: 212.354.5668
Arlington | Boston | Mexico City | Minneapolis | New York
Philadelphia | Princeton | Pueblo | Rochester | Rockville

PROJECT:
**217 WEST 57TH STREET**
NEW YORK, NY

DRAWING TITLE:
PLUMBING
44th and 45th FLOOR PLANS
(MFD-69th-70th FLOOR)

SEAL & SIGNATURE:

| | |
|---|---|
| DATE: | 04/04/14 |
| PROJECT No: | Y130747-000 |
| DRAWN: JRD | REV: |
| CHK: JRD | 13 |
| SCALE: 1/8" = 1'-0" | |
| DWG No: | **P-142.02** |
| DOB PAGE No: | 36 of 100 |

DOB EMPLOYEE STAMP:

DOB B-SCAN:

36" x 48" Arch E - SHEET SIZE

FILE NAME: C:\Revit Local Files\Y130747-000-AAF-865_MEP15-CENTRAL_ABWKRM.rvt
PLOT DATE: 10/13/2016 5:51:15 PM

DEPT OF BLDGS 121235505 Job Number
E3657635489 Scan Code

GUTTER DRAINAGE:
PIPING FOR GUTTER DRAINAGE TO BE STAINLESS STEEL FROM THE GUTTER OUTLET THRU THE EXTERIOR SHEAR WALL. PROVIDE DIELECTRIC FITTING FOR TRANSITION FROM SS TO STANDARD STORM DRAINAGE PIPING.

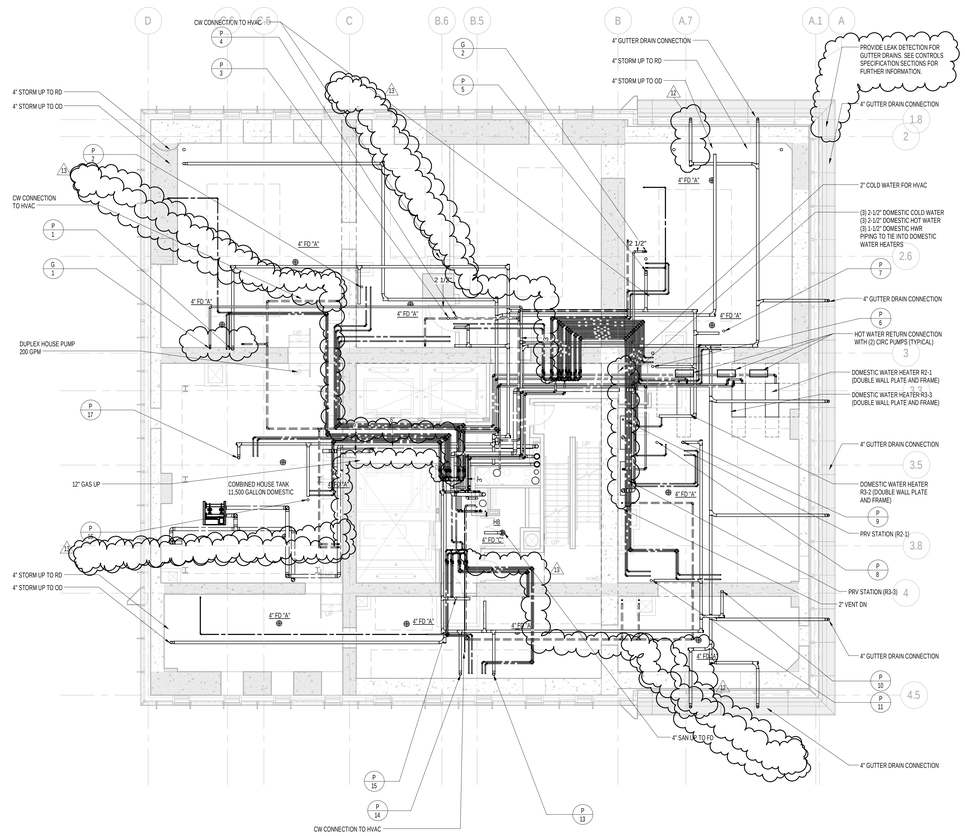


1 46th FLOOR PLAN
SCALE: 1/8" = 1'-0"

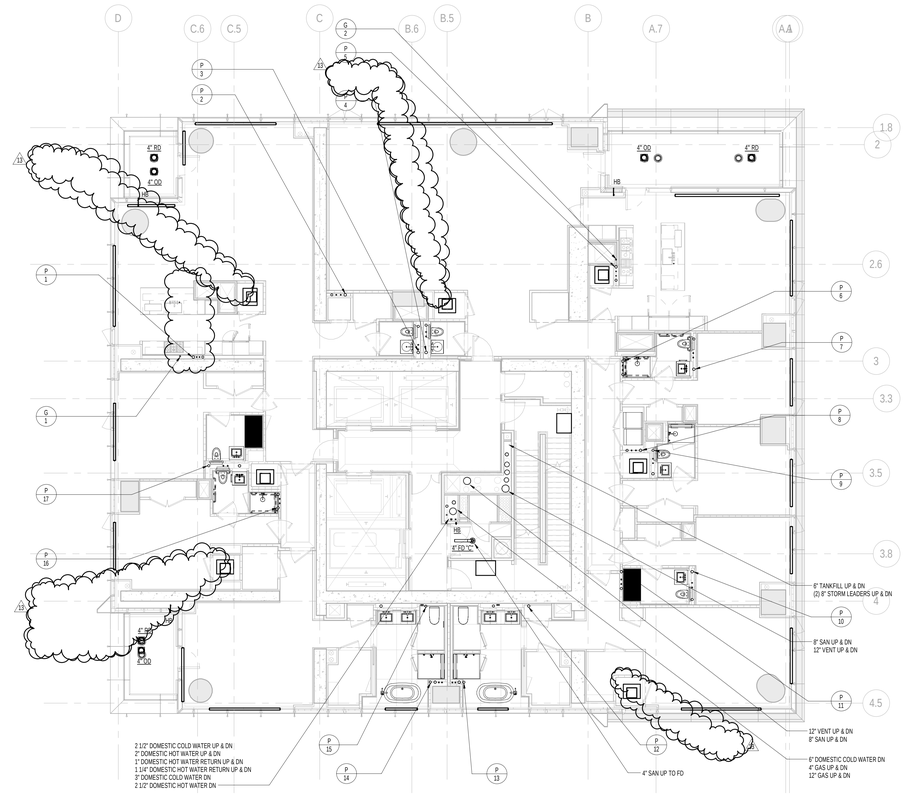


2 TYPICAL 47th-51st FLOOR PLANS
SCALE: 1/8" = 1'-0"

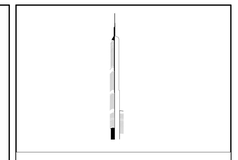

KEY PLAN:

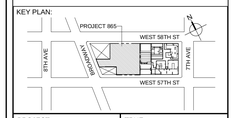


PROJECT NORTH | TRUE NORTH

DEVELOPER:
**EXTELL DEVELOPMENT COMPANY**
805 THIRD AVENUE, 7TH FLOOR
New York, NY 10022 USA
TEL: 212 712 6000 FAX: 212 712 6100

DESIGN ARCHITECT: Base Building Shell & Core
**ADRIAN SMITH + GORDON GILL ARCHITECTURE**
111 WEST MONROE STREET SUITE 2300
CHICAGO IL 60603
TEL: 312 920 1888 FAX: 312 920 1775

INTERIOR DESIGNER: Residential
**Rottet Architecture and Design Studio, PLLC**
298 Fifth Ave, 7th Floor
New York, NY 10001
TEL: 646 998 7000 FAX:

ARCHITECT OF RECORD:Base Building Shell, Core, & Residential
**AAI ARCHITECTS, P.C.**
401 Wellington St. W., 3rd Floor
Toronto, ON M5V 1E7 Canada
TEL: 416 967 1500 FAX: 416 967 7150

STRUCTURAL ENGINEERS:
**WSP CANTOR SEINUK**
228 EAST 45th Street
New York, NY 10017 USA
TEL: 212 687 9888 FAX: 646 487 5501

MEP ENGINEERS:
**AKF GROUP**
One Liberty Plaza, 165 Broadway, 22nd Floor
New York, NY 10006 USA
TEL: 212 354 5656 FAX: 212 354 5668

GEOTECHNICAL ENGINEERS:
**Langan Engineering & Environmental Services**
21 Penn Plaza - 360 West 31st Street, 8th Floor
New York, NY 10001-2727
TEL: 212 479 5400 FAX: 212 479 5444

CODE CONSULTANTS:
**Construction Consulting Associates**
100 Church Street
New York, NY 10007
TEL: 212 385 1818 FAX: 212 385 1911

CURTAINWALL CONSULTANT:
**AJLP Consulting**
40 Worth Street. Suite 826
New York, NY 10013
TEL: 212 757 5659 FAX: 646 219 8508

LANDMARK/PRESERVATION CONSULTANT:
**Jan Hird Pokorny Associates, Inc.**
39 West 37th Street, 12A
New York, NY 10018
TEL: 212 759 6462 FAX: 212 759 6540

| No. | DESCRIPTION | DATE |
|---|---|---|
| 1 | ISSUED FOR SCHEMATIC DESIGN | 04 APR 2014 |
| 2 | ISSUED FOR DESIGN DEVELOPMENT | 01 JUL 2014 |
| 3 | ISSUED FOR DESIGN DEVELOPMENT | 31 JUL 2014 |
| 4 | CD PROGRESS ISSUE 1 | 15 OCT 2014 |
| 5 | ISSUED FOR BID - PLUMBING | 15 OCT 2014 |
| 6 | DOB SUBMISSION | 19 DEC 2014 |
| 7 | CD PROGRESS ISSUE 3 | 09 MAR 2015 |
| 8 | CD PROGRESS ISSUE 4 | 01 JUN 2015 |
| 9 | DOB AMENDMENT 2 | 18 SEP 2015 |
| 10 | CD PROGRESS ISSUE 6 | 02 NOV 2015 |
| 11 | CD PROGRESS ISSUE 7 | 29 JAN 2016 |
| 12 | CD PROGRESS ISSUE 8 - GMP SET | 18 MAR 2016 |
| 13 | CD BULLETIN ISSUE 3 | 25 MAY 2016 |
| 14 | DOB AMENDMENT 3 | 03 OCT 2016 |

0 4'-0" 8'-0" 16'-0"

Discrepancies must be reported immediately to the Architect before proceeding. Only figured dimensions are to be used. Contractors must check all dimensions on site. This drawing is protected by copyright.

ALL DIMENSIONS ARE SHOWN IN IMPERIAL.

CONSULTANT:
AKF
ONE LIBERTY PLAZA, 165 BROADWAY, 22nd FLOOR
NEW YORK, NY 10006
T: 212.354.5656 F: 212.354.5668
Chicago / Detroit / Mexico City / Minneapolis / New York
Philadelphia / Princeton / Toronto / Rochester / Sarnia/Bayt

PROJECT:
**217 WEST 57TH STREET**
NEW YORK, NY

DRAWING TITLE:
PLUMBING
46th and 47th FLOOR PLANS
(TYPICAL 47th-51st FLOORS)
(MFD-71st FLOOR and MFD-77th-81st FLOOR)

SEAL & SIGNATURE:

| | |
|---|---|
| DATE: | 04/04/14 |
| PROJECT No: | Y130747-000 |
| DRAWN: JRD | REV: 14 |
| CHK: JRD | |
| SCALE: 1/8" = 1'-0" | |
| DWG No: | P-143.02 |
| DOB PAGE No: | 37 of 100 |

DOB EMPLOYEE STAMP:

DOB B-SCAN:

36" x 48" Arch E - SHEET SIZE
FILE NAME: C:\Revit Local Files\Y130747-000-AKF-865_MEP-SI-CENTRAL_sdawchuk.rvt
PLOT DATE: 10/19/2016 4:53:43 PM

DEPT OF BLDGS 121267005 Job Number
E300561343-01 Scan Code

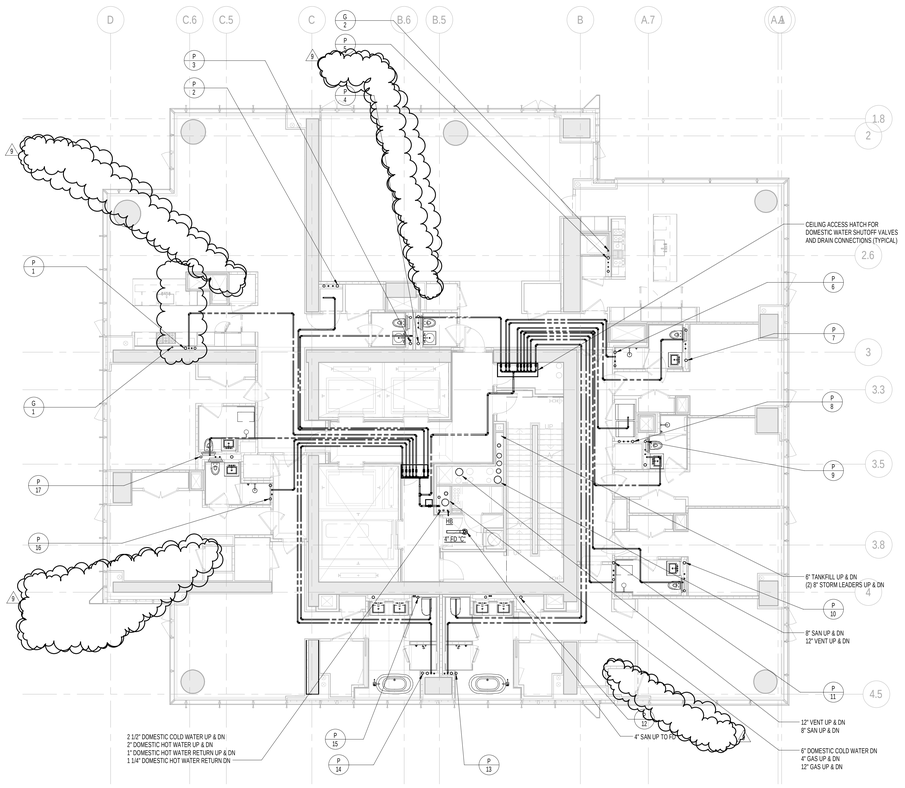


2 53rd FLOOR PLAN
SCALE: 1/8" = 1'-0"

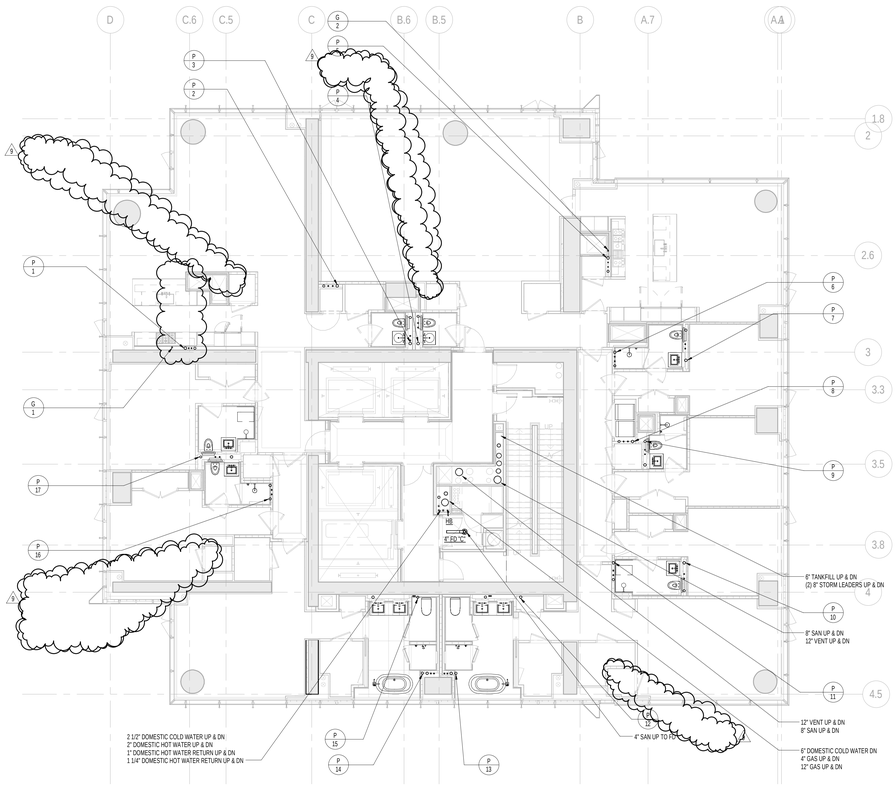


1 52nd FLOOR PLAN
SCALE: 1/8" = 1'-0"

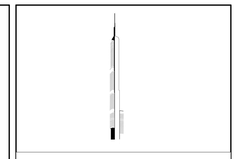

KEY PLAN:

PROJECT NORTH

TRUE NORTH

DEVELOPER:
***EXTELL DEVELOPMENT COMPANY***
805 THIRD AVENUE, 7TH FLOOR
New York, NY 10022 USA
TEL: 212 712 6000 FAX: 212 712 6100

DESIGN ARCHITECT: Base Building Shell & Core
***ADRIAN SMITH + GORDON GILL ARCHITECTURE***
111 WEST MONROE STREET SUITE 2300
CHICAGO IL 60603
TEL: 312 920 1888 FAX: 312 920 1775

INTERIOR DESIGNER: Residential
***Rottet Architecture and Design Studio, PLLC***
298 Fifth Ave, 7th Floor
New York, NY 10001
TEL: 646 998 7000 FAX:

ARCHITECT OF RECORD:Base Building Shell, Core, & Residential
***AAI ARCHITECTS, P.C.***
401 Wellington St. W., 3rd Floor
Toronto, ON M5V 1E7 Canada
TEL: 416 967 1500 FAX: 416 967 7150

STRUCTURAL ENGINEERS:
***WSP CANTOR SEINUK***
228 EAST 45th Street
New York, NY 10017 USA
TEL: 212 687 9888 FAX: 646 487 5501

MEP ENGINEERS:
***AKF GROUP***
One Liberty Plaza, 165 Broadway, 22nd Floor
New York, NY 10006 USA
TEL: 212 354 5656 FAX: 212 354 5668

GEOTECHNICAL ENGINEERS:
***Langan Engineering & Environmental Services***
21 Penn Plaza - 360 West 31st Street, 8th Floor
New York, NY 10001-2727
TEL: 212 479 5400 FAX: 212 479 5444

CODE CONSULTANTS:
***Construction Consulting Associates***
100 Church Street
New York, NY 10007
TEL: 212 385 1818 FAX: 212 385 1911

CURTAINWALL CONSULTANT:
***AJLP Consulting***
40 Worth Street. Suite 826
New York, NY 10013
TEL: 212 757 5659 FAX: 646 219 8508

LANDMARK/PRESERVATION CONSULTANT:
***Jan Hird Pokorny Associates, Inc.***
39 West 37th Street, 12A
New York, NY 10018
TEL: 212 759 6462 FAX: 212 759 6540

| No. | DESCRIPTION | DATE |
|---|---|---|
| 1 | CD PROGRESS ISSUE 1 | 15 OCT 2014 |
| 2 | ISSUED FOR BID - PLUMBING | 15 OCT 2014 |
| 3 | DOB SUBMISSION | 19 DEC 2014 |
| 4 | CD PROGRESS ISSUE 3 | 09 MAR 2015 |
| 5 | CD PROGRESS ISSUE 4 | 01 JUN 2015 |
| 6 | DOB AMENDMENT 2 | 18 SEP 2015 |
| 7 | CD PROGRESS ISSUE 6 | 02 NOV 2015 |
| 8 | CD PROGRESS ISSUE 8 - GMP SET | 18 MAR 2016 |
| 9 | CD BULLETIN ISSUE 3 | 25 MAY 2016 |
| 10 | DOB AMENDMENT 3 | 03 OCT 2016 |

0 4' - 0" 8' - 0" 16' - 0"

Discrepancies must be reported immediately to the Architect before proceeding. Only figured dimensions are to be used. Contractors must check all dimensions on site. This drawing is protected by copyright.

ALL DIMENSIONS ARE SHOWN IN IMPERIAL.

CONSULTANT:
AKF
ONE LIBERTY PLAZA, 165 BROADWAY, 22nd FLOOR
NEW YORK, NY 10006
T: 212.354.5656 F: 212.354.5668
Atlanta / Boise / Mexico City / Minneapolis / New York
Philadelphia / Houston / Fairfax / Rochester / Stamford

PROJECT:
**217 WEST 57TH STREET**
NEW YORK, NY

DRAWING TITLE:
PLUMBING
52nd and 53rd FLOOR PLANS
(MFD-82nd-83rd FLOOR)

SEAL & SIGNATURE:

| | |
|---|---|
| DATE: | 10/01/14 |
| PROJECT No: | Y130747-000 |
| DRAWN: JRD | REV: |
| CHK: JRD | 10 |
| SCALE: 1/8" = 1'-0" | |
| DWG No: | |
| **P-146.02** | |
| DOB PAGE No: 38 of 100 | |

DOB EMPLOYEE STAMP:

DOB B-SCAN:

36" x 48" Arch E - SHEET SIZE
FILE NAME: C:\Revit Local Files\Y130747-000-AKF-MEL-MEP15-CENTRAL_allbeacha.rvt
PLOT DATE: 10/1/2014 4:55:27 PM

DEPT OF BLDGS 121263425 Job Number
E356621856 Scan Code

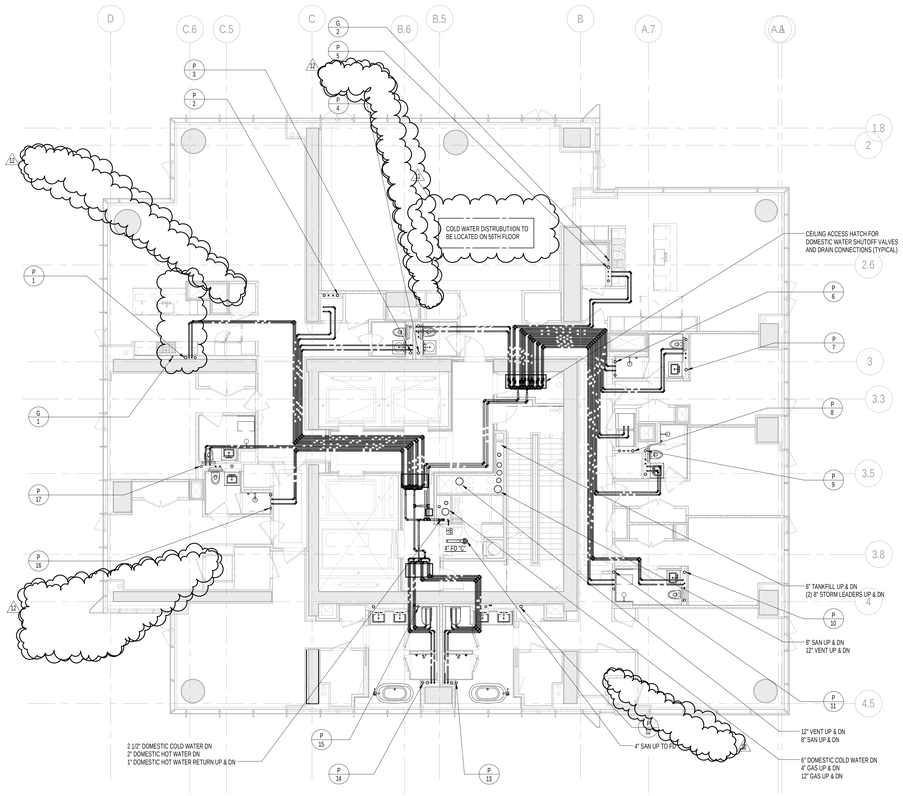


2 55th FLOOR PLAN
SCALE: 1/8" = 1'-0"

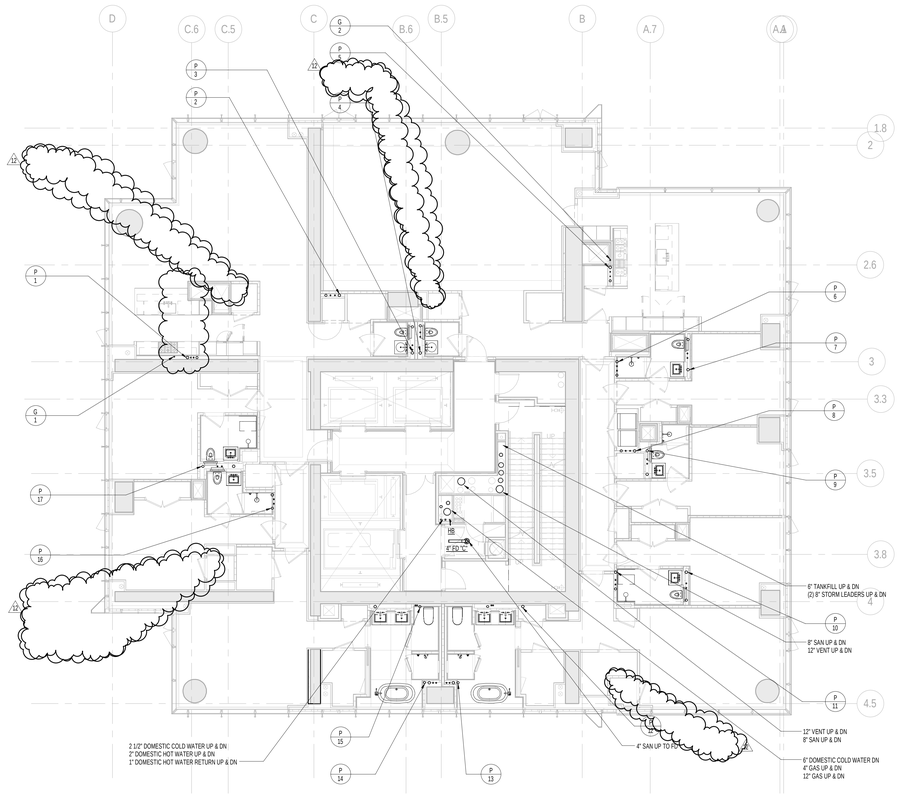


1 54th FLOOR PLAN
SCALE: 1/8" = 1'-0"

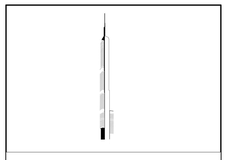

KEY PLAN:

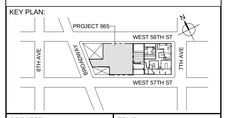


PROJECT NORTH

TRUE NORTH

DEVELOPER:
***EXTELL DEVELOPMENT COMPANY***
805 THIRD AVENUE, 7TH FLOOR
New York, NY 10022 USA
TEL: 212 712 6000 FAX: 212 712 6100

DESIGN ARCHITECT: Base Building Shell & Core
***ADRIAN SMITH + GORDON GILL ARCHITECTURE***
111 WEST MONROE STREET SUITE 2300
CHICAGO IL 60603
TEL: 312 920 1888 FAX: 312 920 1775

INTERIOR DESIGNER: Residential
***Rottet Architecture and Design Studio, PLLC***
298 Fifth Ave, 7th Floor
New York, NY 10001
TEL: 646 998 7000 FAX:

ARCHITECT OF RECORD:Base Building Shell, Core, & Residential
***AAI ARCHITECTS, P.C.***
401 Wellington St. W., 3rd Floor
Toronto, ON M5V 1E7 Canada
TEL: 416 967 1500 FAX: 416 967 7150

STRUCTURAL ENGINEERS:
***WSP CANTOR SEINUK***
228 EAST 45th Street
New York, NY 10017 USA
TEL: 212 687 9888 FAX: 646 487 5501

MEP ENGINEERS:
***AKF GROUP***
One Liberty Plaza, 165 Broadway, 22nd Floor
New York, NY 10006 USA
TEL: 212 354 5656 FAX: 212 354 5668

GEOTECHNICAL ENGINEERS:
***Langan Engineering & Environmental Services***
21 Penn Plaza - 360 West 31st Street, 8th Floor
New York, NY 10001-2727
TEL: 212 479 5400 FAX: 212 479 5444

CODE CONSULTANTS:
***Construction Consulting Associates***
100 Church Street
New York, NY 10007
TEL: 212 385 1818 FAX: 212 385 1911

CURTAINWALL CONSULTANT:
***AJLP Consulting***
40 Worth Street. Suite 826
New York, NY 10013
TEL: 212 757 5659 FAX: 646 219 8508

LANDMARK/PRESERVATION CONSULTANT:
***Jan Hird Pokorny Associates, Inc.***
39 West 37th Street, 12A
New York, NY 10018
TEL: 212 759 6462 FAX: 212 759 6540

| No. | DESCRIPTION | DATE |
|---|---|---|
| 1 | ISSUED FOR SCHEMATIC DESIGN | 04 APR 2014 |
| 2 | ISSUED FOR DESIGN DEVELOPMENT | 01 JUL 2014 |
| 3 | ISSUED FOR DESIGN DEVELOPMENT | 31 JUL 2014 |
| 4 | CD PROGRESS ISSUE 1 | 15 OCT 2014 |
| 5 | ISSUED FOR BID - PLUMBING | 15 OCT 2014 |
| 6 | DOB SUBMISSION | 19 DEC 2014 |
| 7 | CD PROGRESS ISSUE 3 | 09 MAR 2015 |
| 8 | CD PROGRESS ISSUE 4 | 01 JUN 2015 |
| 9 | DOB AMENDMENT 2 | 18 SEP 2015 |
| 10 | CD PROGRESS ISSUE 6 | 02 NOV 2015 |
| 11 | CD PROGRESS ISSUE 8 - GMP SET | 18 MAR 2016 |
| 12 | CD BULLETIN ISSUE 3 | 25 MAY 2016 |
| 13 | DOB AMENDMENT 3 | 03 OCT 2016 |

0 4' - 0" 8' - 0" 16' - 0"

Discrepancies must be reported immediately to the Architect before proceeding. Only figured dimensions are to be used. Contractors must check all dimensions on site. This drawing is protected by copyright.

ALL DIMENSIONS ARE SHOWN IN IMPERIAL.

CONSULTANT:
AKF
ONE LIBERTY PLAZA, 165 BROADWAY, 22nd FLOOR
NEW YORK, NY 10006
T: 212.354.5656 F: 212.354.5668
Abogan / Boise / Mexico City / Minneapolis / New York
Philadelphia / Houston / Fairfax / Spokane / Stamford

PROJECT:

**217 WEST 57TH STREET**
NEW YORK, NY

DRAWING TITLE:

PLUMBING
54th and 55th FLOOR PLANS
(MFD-84th-85th FLOOR)

SEAL & SIGNATURE:

STATE OF NEW YORK · JAN RAYMOND HIRD · 035218 · LICENSED PROFESSIONAL ENGINEER

| | |
|---|---|
| DATE: | 04/04/14 |
| PROJECT No: | Y130747-000 |
| DRAWN: JRD | REV: |
| CHK: JRD | 13 |
| SCALE: 1/8" = 1'-0" | |
| DWG No: | P-147.02 |
| DOB PAGE No: | 39 of 100 |

DOB EMPLOYEE STAMP:

DOB B-SCAN:

36" x 48" Arch E - SHEET SIZE
FILE NAME: C:\Revit Local Files\Y130747-000-AKF-BIM_MEP15-CENTRAL_sbianchi.rvt
PLOT DATE: 10/7/2016 4:37:57 PM

DEPT OF BLDGS 121263505 Job Number
E302537001 Scan Code

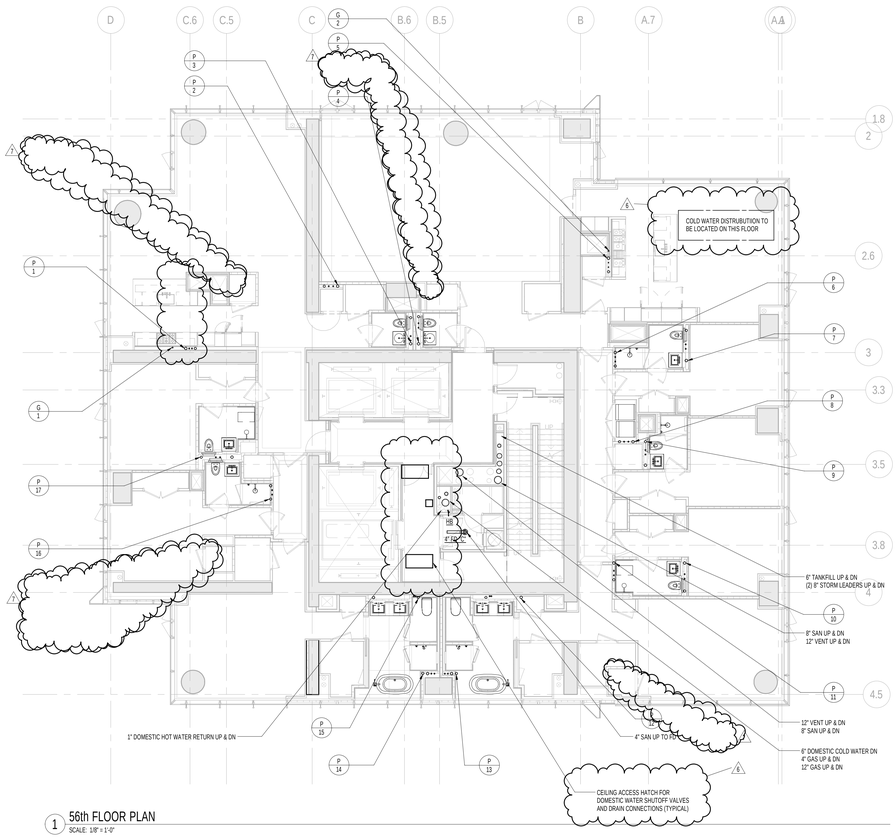


1 56th FLOOR PLAN
SCALE: 1/8" = 1'-0"

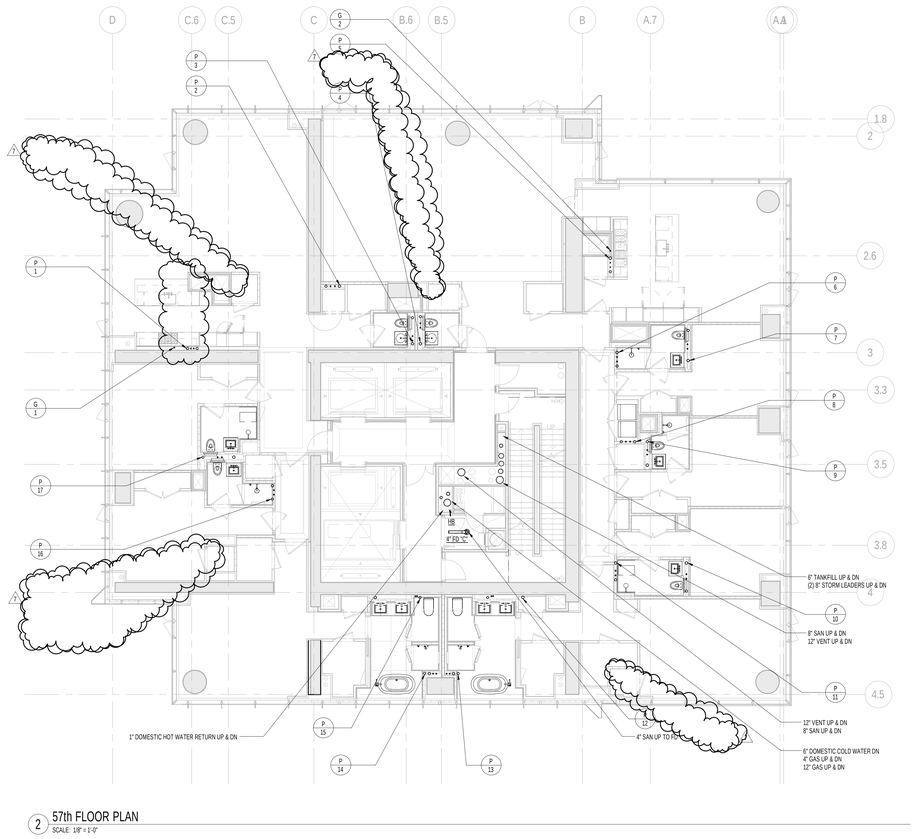


2 57th FLOOR PLAN
SCALE: 1/8" = 1'-0"

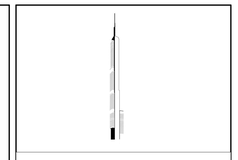

KEY PLAN:

PROJECT NORTH

TRUE NORTH

DEVELOPER:
***EXTELL DEVELOPMENT COMPANY***
805 THIRD AVENUE, 7TH FLOOR
New York, NY 10022 USA
TEL: 212 712 6000 FAX: 212 712 6100

DESIGN ARCHITECT: Base Building Shell & Core
***ADRIAN SMITH + GORDON GILL ARCHITECTURE***
111 WEST MONROE STREET SUITE 2300
CHICAGO IL 60603
TEL: 312 920 1888 FAX: 312 920 1775

INTERIOR DESIGNER: Residential
***Rottet Architecture and Design Studio, PLLC***
298 Fifth Ave, 7th Floor
New York, NY 10001
TEL: 646 998 7000 FAX:

ARCHITECT OF RECORD:Base Building Shell, Core, & Residential
***AAI ARCHITECTS, P.C.***
401 Wellington St. W., 3rd Floor
Toronto, ON M5V 1E7 Canada
TEL: 416 967 1500 FAX: 416 967 7150

STRUCTURAL ENGINEERS:
***WSP CANTOR SEINUK***
228 EAST 45th Street
New York, NY 10017 USA
TEL: 212 687 9888 FAX: 646 487 5501

MEP ENGINEERS:
***AKF GROUP***
One Liberty Plaza, 165 Broadway, 22nd Floor
New York, NY 10006 USA
TEL: 212 354 5656 FAX: 212 354 5668

GEOTECHNICAL ENGINEERS:
***Langan Engineering & Environmental Services***
21 Penn Plaza - 360 West 31st Street, 8th Floor
New York, NY 10001-2727
TEL: 212 479 5400 FAX: 212 479 5444

CODE CONSULTANTS:
***Construction Consulting Associates***
100 Church Street
New York, NY 10007
TEL: 212 385 1818 FAX: 212 385 1911

CURTAINWALL CONSULTANT:
***AJLP Consulting***
40 Worth Street. Suite 826
New York, NY 10013
TEL: 212 757 5659 FAX: 646 219 8508

LANDMARK/PRESERVATION CONSULTANT:
***Jan Hird Pokorny Associates, Inc.***
39 West 37th Street, 12A
New York, NY 10018
TEL: 212 759 6462 FAX: 212 759 6540

| No. | DESCRIPTION | DATE |
|---|---|---|
| 1 | DOB SUBMISSION | 19 DEC 2014 |
| 2 | CD PROGRESS ISSUE 3 | 09 MAR 2015 |
| 3 | CD PROGRESS ISSUE 4 | 01 JUN 2015 |
| 4 | DOB AMENDMENT 2 | 18 SEP 2015 |
| 5 | CD PROGRESS ISSUE 6 | 02 NOV 2015 |
| 6 | CD PROGRESS ISSUE 8 - GMP SET | 18 MAR 2016 |
| 7 | CD BULLETIN ISSUE 3 | 25 MAY 2016 |
| 8 | DOB AMENDMENT 3 | 03 OCT 2016 |

0 4'-0" 8'-0" 16'-0"

Discrepancies must be reported immediately to the Architect before proceeding. Only figured dimensions are to be used. Contractors must check all dimensions on site. This drawing is protected by copyright.

ALL DIMENSIONS ARE SHOWN IN IMPERIAL.

CONSULTANT:
AKF
ONE LIBERTY PLAZA, 165 BROADWAY, 22nd FLOOR
NEW YORK, NY 10006
T: 212.354.5656 F: 212.354.5668
Philadelphia / Houston / Dallas / Cleveland / Seattle

PROJECT:
**217 WEST 57TH STREET**
NEW YORK, NY

DRAWING TITLE:
PLUMBING
56th and 57th FLOOR PLANS
(MFD-86th-87th FLOOR)

SEAL & SIGNATURE:
STATE OF NEW YORK · REGISTERED · JAMES RUSSELL DOBBS · 034920 · PROFESSIONAL ENGINEER

| | |
|---|---|
| DATE: | 12/16/14 |
| PROJECT No: | Y130747-000 |
| DRAWN: JRD | REV: |
| CHK: JRD | 8 |
| SCALE: 1/8" = 1'-0" | |
| DWG No: | P-148.02 |
| DOB PAGE No: | 40 of 100 |

DOB EMPLOYEE STAMP:

DOB B-SCAN:

36" x 48" Arch E - SHEET SIZE
FILE NAME: C:\Revit Local Files\Y130747-000-AKF-865_MEP15-CENTRAL_sdimecha.rvt
PLOT DATE: 10/13/2014 5:56:55 PM

DEPT OF BLDGS 421263505 Job Number
E364197972 Scan Code

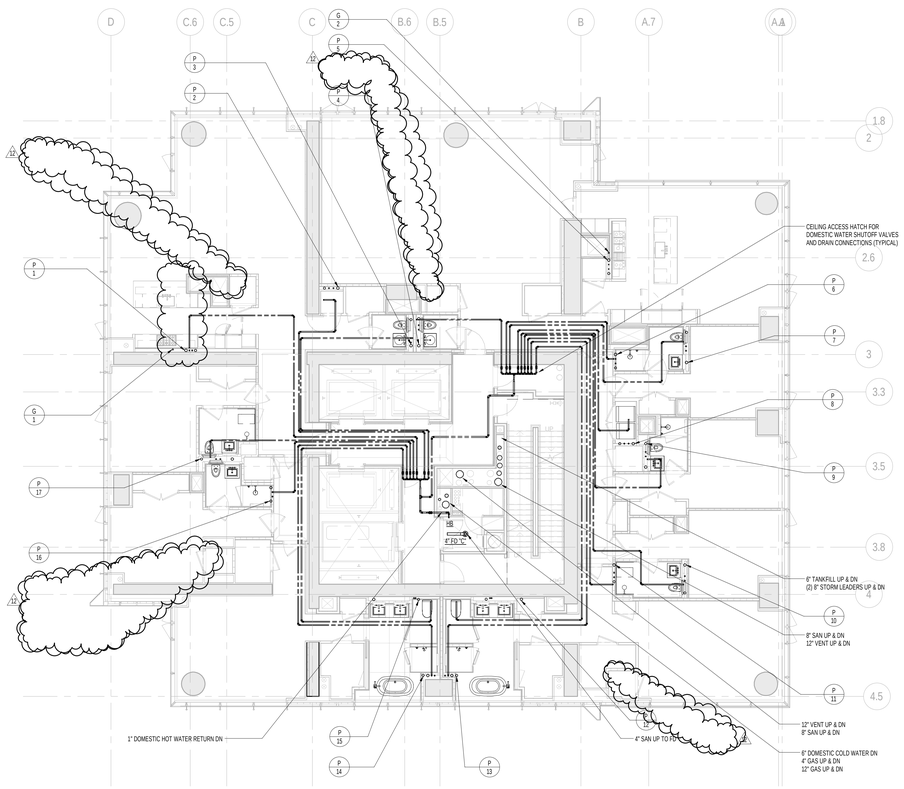


1 58th FLOOR PLAN
SCALE: 1/8" = 1'-0"

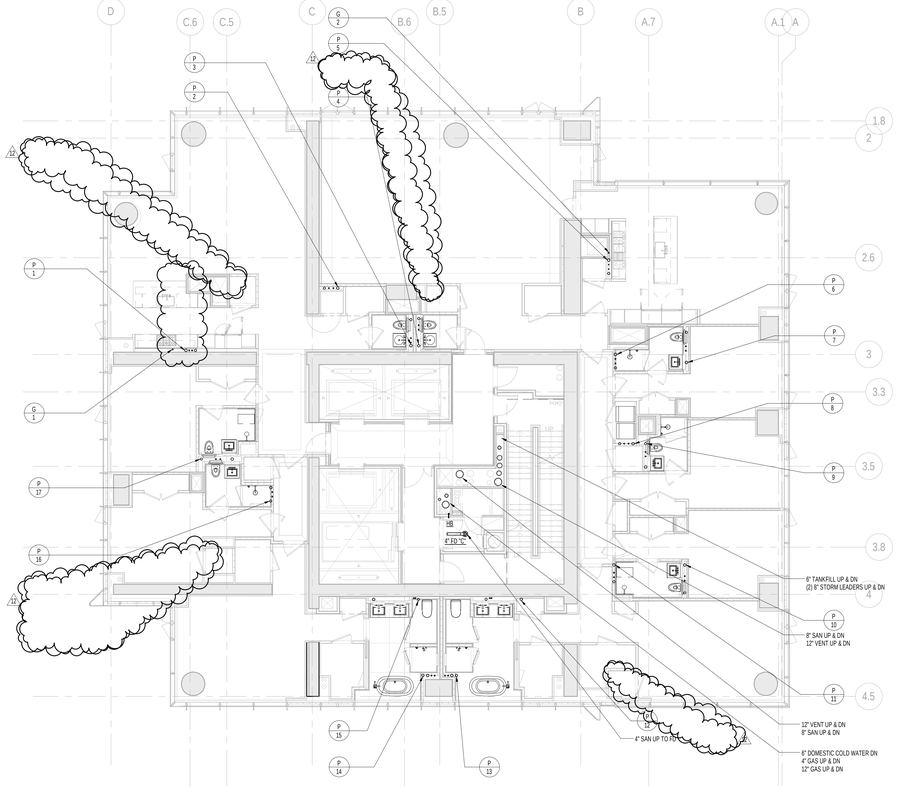


2 59th FLOOR PLAN
SCALE: 1/8" = 1'-0"

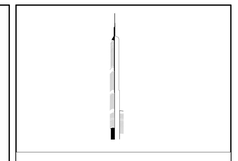

KEY PLAN:

PROJECT NORTH

TRUE NORTH

DEVELOPER:
***EXTELL DEVELOPMENT COMPANY***
805 THIRD AVENUE, 7TH FLOOR
New York, NY 10022 USA
TEL: 212 712 6000 FAX: 212 712 6100

DESIGN ARCHITECT: Base Building Shell & Core
***ADRIAN SMITH + GORDON GILL ARCHITECTURE***
111 WEST MONROE STREET SUITE 2300
CHICAGO IL 60603
TEL: 312 920 1888 FAX: 312 920 1775

INTERIOR DESIGNER: Residential
***Rottet Architecture and Design Studio, PLLC***
298 Fifth Ave, 7th Floor
New York, NY 10001
TEL: 646 998 7000 FAX:

ARCHITECT OF RECORD:Base Building Shell, Core, & Residential
***AAI ARCHITECTS, P.C.***
401 Wellington St. W., 3rd Floor
Toronto, ON M5V 1E7 Canada
TEL: 416 967 1500 FAX: 416 967 7150

STRUCTURAL ENGINEERS:
***WSP CANTOR SEINUK***
228 EAST 45th Street
New York, NY 10017 USA
TEL: 212 687 9888 FAX: 646 487 5501

MEP ENGINEERS:
***AKF GROUP***
One Liberty Plaza, 165 Broadway, 22nd Floor
New York, NY 10006 USA
TEL: 212 354 5656 FAX: 212 354 5668

GEOTECHNICAL ENGINEERS:
***Langan Engineering & Environmental Services***
21 Penn Plaza - 360 West 31st Street, 8th Floor
New York, NY 10001-2727
TEL: 212 479 5400 FAX: 212 479 5444

CODE CONSULTANTS:
***Construction Consulting Associates***
100 Church Street
New York, NY 10007
TEL: 212 385 1818 FAX: 212 385 1911

CURTAINWALL CONSULTANT:
***AJLP Consulting***
40 Worth Street. Suite 826
New York, NY 10013
TEL: 212 757 5659 FAX: 646 219 8508

LANDMARK/PRESERVATION CONSULTANT:
***Jan Hird Pokorny Associates, Inc.***
39 West 37th Street, 12A
New York, NY 10018
TEL: 212 759 6462 FAX: 212 759 6540

| No. | DESCRIPTION | DATE |
|---|---|---|
| 1 | ISSUED FOR SCHEMATIC DESIGN | 04 APR 2014 |
| 2 | ISSUED FOR DESIGN DEVELOPMENT | 01 JUL 2014 |
| 3 | ISSUED FOR DESIGN DEVELOPMENT | 31 JUL 2014 |
| 4 | CD PROGRESS ISSUE 1 | 15 OCT 2014 |
| 5 | ISSUED FOR BID - PLUMBING | 15 OCT 2014 |
| 6 | DOB SUBMISSION | 19 DEC 2014 |
| 7 | CD PROGRESS ISSUE 3 | 09 MAR 2015 |
| 8 | CD PROGRESS ISSUE 4 | 01 JUN 2015 |
| 9 | DOB AMENDMENT 2 | 18 SEP 2015 |
| 10 | CD PROGRESS ISSUE 6 | 02 NOV 2015 |
| 11 | CD PROGRESS ISSUE 8 - GMP SET | 18 MAR 2016 |
| 12 | CD BULLETIN ISSUE 3 | 25 MAY 2016 |
| 13 | DOB AMENDMENT 3 | 03 OCT 2016 |

0 4'-0" 8'-0" 16'-0"

Discrepancies must be reported immediately to the Architect before proceeding. Only figured dimensions are to be used. Contractors must check all dimensions on site. This drawing is protected by copyright.

ALL DIMENSIONS ARE SHOWN IN IMPERIAL.

CONSULTANT:
AKF
ONE LIBERTY PLAZA, 165 BROADWAY, 22nd FLOOR
NEW YORK, NY 10006
T: 212.354.5656 F: 212.354.5668
Arlington / Boston / Mexico City / Minneapolis / New York
Philadelphia / Princeton / Puebla / Rochester / Stamford

PROJECT:
**217 WEST 57TH STREET**
NEW YORK, NY

DRAWING TITLE:
PLUMBING
58th and 59th FLOOR PLANS
(MFD-88th-89th FLOOR)

SEAL & SIGNATURE:
STATE OF NEW YORK · JAMES R. MOORE · 036 275 131 · LICENSED PROFESSIONAL ENGINEER

DATE: 04/04/14
PROJECT No: Y130747-000
DRAWN: JRD
CHK: JRD
SCALE: 1/8" = 1'-0"
REV: 13
DWG No: **P-149.02**
DOB PAGE No: 41 of 100

DOB EMPLOYEE STAMP:
DOB B-SCAN:

36" x 48" Arch E - SHEET SIZE
FILE NAME: C:\Users\Local Files\Y130747-000-AKF-865_MEP15-CENTRAL_sidarc\ta.rvt
PLOT DATE: 10/19/2015 5:50:28 PM

DEPT OF BLDGS 121263425 Job Number
E367174498S Scan Code

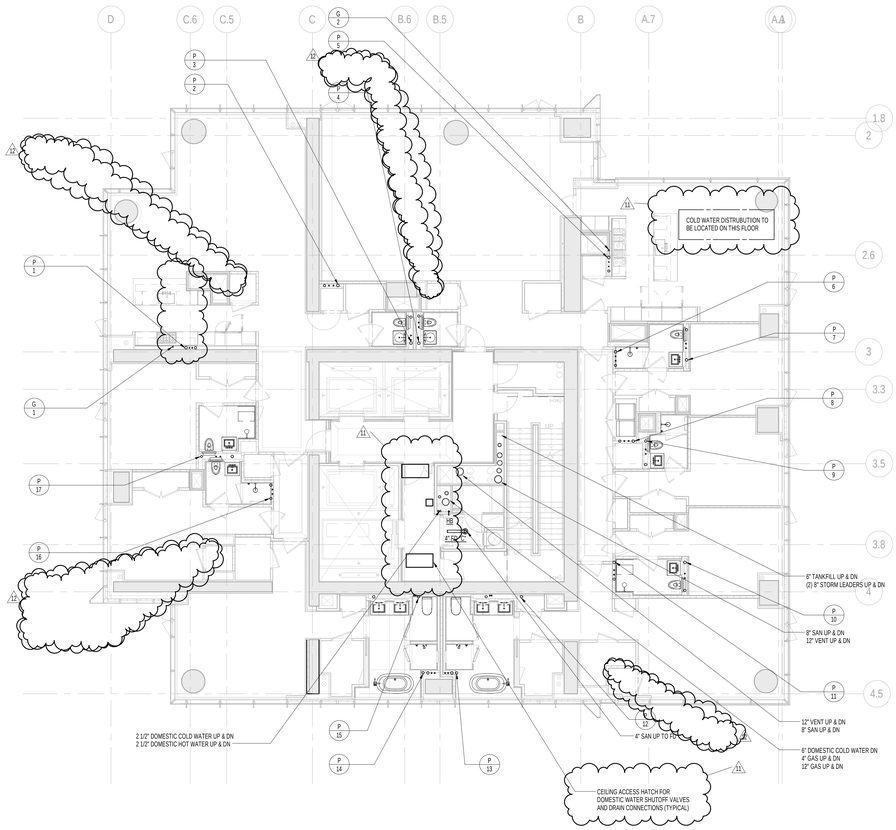


2 61st FLOOR PLAN
SCALE: 1/8" = 1'-0"

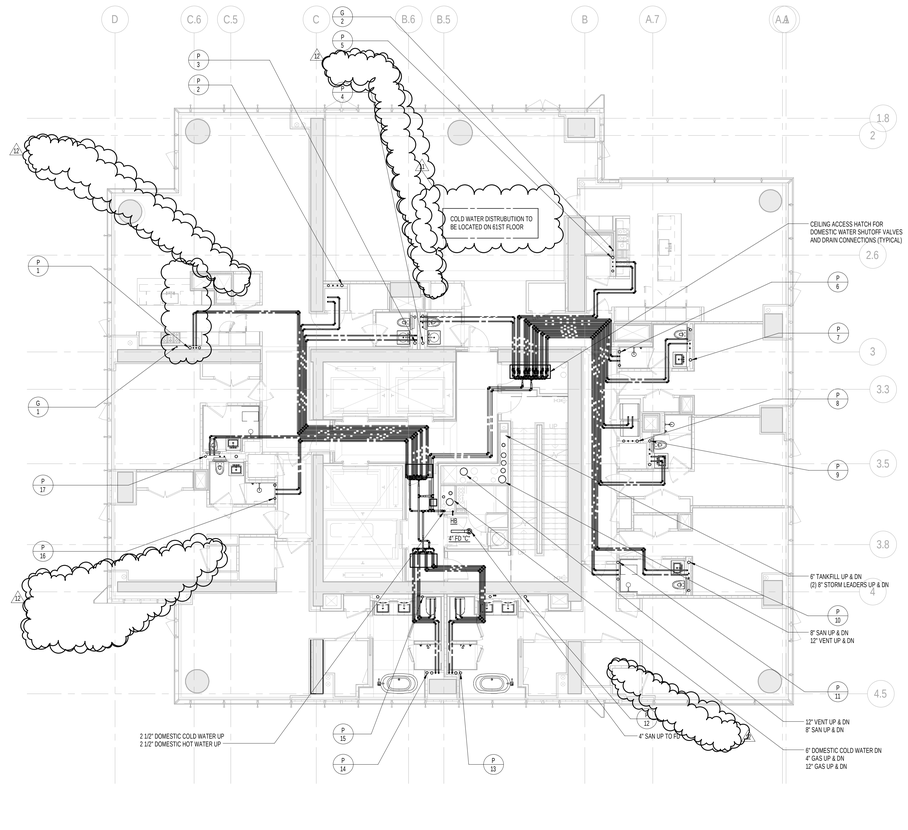


1 60th FLOOR PLAN
SCALE: 1/8" = 1'-0"

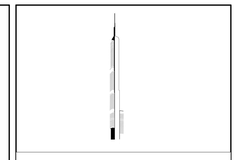

KEY PLAN:

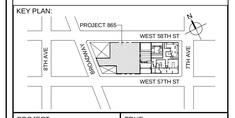


PROJECT NORTH

TRUE NORTH

DEVELOPER:
***EXTELL DEVELOPMENT COMPANY***
805 THIRD AVENUE, 7TH FLOOR
New York, NY 10022 USA
TEL: 212 712 6000 FAX: 212 712 6100

DESIGN ARCHITECT: Base Building Shell & Core
***ADRIAN SMITH + GORDON GILL ARCHITECTURE***
111 WEST MONROE STREET SUITE 2300
CHICAGO IL 60603
TEL: 312 920 1888 FAX: 312 920 1775

INTERIOR DESIGNER: Residential
***Rottet Architecture and Design Studio, PLLC***
298 Fifth Ave, 7th Floor
New York, NY 10001
TEL: 646 998 7000 FAX:

ARCHITECT OF RECORD:Base Building Shell, Core, & Residential
***AAI ARCHITECTS, P.C.***
401 Wellington St. W., 3rd Floor
Toronto, ON M5V 1E7 Canada
TEL: 416 967 1500 FAX: 416 967 7150

STRUCTURAL ENGINEERS:
***WSP CANTOR SEINUK***
228 EAST 45th Street
New York, NY 10017 USA
TEL: 212 687 9888 FAX: 646 487 5501

MEP ENGINEERS:
***AKF GROUP***
One Liberty Plaza, 165 Broadway, 22nd Floor
New York, NY 10006 USA
TEL: 212 354 5656 FAX: 212 354 5668

GEOTECHNICAL ENGINEERS:
***Langan Engineering & Environmental Services***
21 Penn Plaza - 360 West 31st Street, 8th Floor
New York, NY 10001-2727
TEL: 212 479 5400 FAX: 212 479 5444

CODE CONSULTANTS:
***Construction Consulting Associates***
100 Church Street
New York, NY 10007
TEL: 212 385 1818 FAX: 212 385 1911

CURTAINWALL CONSULTANT:
***AJLP Consulting***
40 Worth Street. Suite 826
New York, NY 10013
TEL: 212 757 5659 FAX: 646 219 8508

LANDMARK/PRESERVATION CONSULTANT:
***Jan Hird Pokorny Associates, Inc.***
39 West 37th Street, 12A
New York, NY 10018
TEL: 212 759 6462 FAX: 212 759 6540

| No. | DESCRIPTION | DATE |
|---|---|---|
| 1 | ISSUED FOR SCHEMATIC DESIGN | 04 APR 2014 |
| 2 | ISSUED FOR DESIGN DEVELOPMENT | 01 JUL 2014 |
| 3 | ISSUED FOR DESIGN DEVELOPMENT | 31 JUL 2014 |
| 4 | CD PROGRESS ISSUE 1 | 15 OCT 2014 |
| 5 | ISSUED FOR BID - PLUMBING | 15 OCT 2014 |
| 6 | DOB SUBMISSION | 19 DEC 2014 |
| 7 | CD PROGRESS ISSUE 3 | 09 MAR 2015 |
| 8 | CD PROGRESS ISSUE 4 | 01 JUN 2015 |
| 9 | DOB AMENDMENT 2 | 18 SEP 2015 |
| 10 | CD PROGRESS ISSUE 6 | 02 NOV 2015 |
| 11 | CD PROGRESS ISSUE 8 - GMP SET | 18 MAR 2016 |
| 12 | CD BULLETIN ISSUE 3 | 25 MAY 2016 |
| 13 | DOB AMENDMENT 3 | 03 OCT 2016 |

0 4'-0" 8'-0" 16'-0"

Discrepancies must be reported immediately to the Architect before proceeding. Only figured dimensions are to be used. Contractors must check all dimensions on site. This drawing is protected by copyright.

ALL DIMENSIONS ARE SHOWN IN IMPERIAL.

CONSULTANT:
AKF
ONE LIBERTY PLAZA, 165 BROADWAY, 22nd FLOOR
NEW YORK, NY 10006
T: 212.354.5656 F: 212.354.5668
Philadelphia / Houston / Dallas / Cleveland / Stamford

PROJECT:
**217 WEST 57TH STREET**
NEW YORK, NY

DRAWING TITLE:
PLUMBING
60th and 61st FLOOR PLANS
(MFD-90th-91st FLOOR)

SEAL & SIGNATURE:

| | |
|---|---|
| DATE: | 08/06/15 |
| PROJECT No: | Y130747-000 |
| DRAWN: JRD | REV: |
| CHK: JRD | 13 |
| SCALE: 1/8" = 1'-0" | |
| DWG No: | P-150.02 |
| DOB PAGE No: | 42 of 100 |

DOB EMPLOYEE STAMP:

DOB B-SCAN:

36" x 48" Arch E - SHEET SIZE
FILE NAME: C:\Revit Local Files\Y130747-000-AKF-REV_MEP15-CENTRAL_sdimecha.rvt
PLOT DATE: 10/13/2015 5:52:38 PM

DEPT OF BLDGS 121263426 Job Number
E3021 C024203 Scan Code

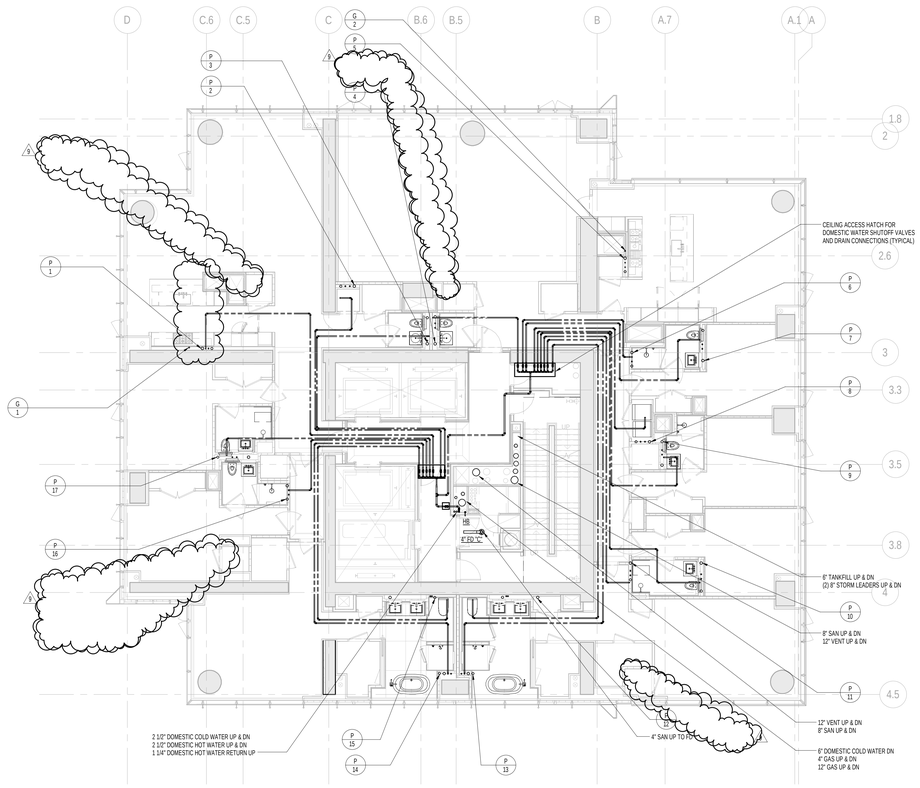


2 65th FLOOR PLAN
SCALE: 1/8" = 1'-0"

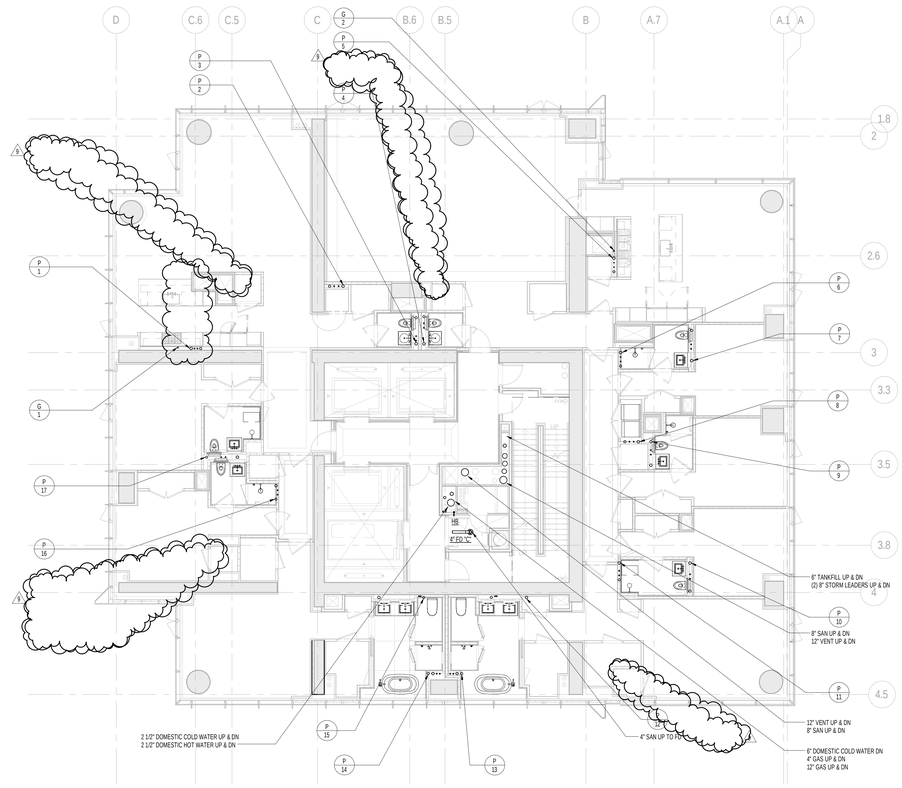


1 64th FLOOR PLAN
SCALE: 1/8" = 1'-0"

KEY PLAN:

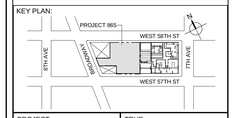


PROJECT NORTH

TRUE NORTH

DEVELOPER:
***EXTELL DEVELOPMENT COMPANY***
805 THIRD AVENUE, 7TH FLOOR
New York, NY 10022 USA
TEL: 212 712 6000 FAX: 212 712 6100

DESIGN ARCHITECT: Base Building Shell & Core
***ADRIAN SMITH + GORDON GILL ARCHITECTURE***
111 WEST MONROE STREET SUITE 2300
CHICAGO IL 60603
TEL: 312 920 1888 FAX: 312 920 1775

INTERIOR DESIGNER: Residential
***Rottet Architecture and Design Studio, PLLC***
298 Fifth Ave, 7th Floor
New York, NY 10001
TEL: 646 998 7000 FAX:

ARCHITECT OF RECORD:Base Building Shell, Core, & Residential
***AAI ARCHITECTS, P.C.***
401 Wellington St. W., 3rd Floor
Toronto, ON M5V 1E7 Canada
TEL: 416 967 1500 FAX: 416 967 7150

STRUCTURAL ENGINEERS:
***WSP CANTOR SEINUK***
228 EAST 45th Street
New York, NY 10017 USA
TEL: 212 687 9888 FAX: 646 487 5501

MEP ENGINEERS:
***AKF GROUP***
One Liberty Plaza, 165 Broadway, 22nd Floor
New York, NY 10006 USA
TEL: 212 354 5656 FAX: 212 354 5668

GEOTECHNICAL ENGINEERS:
***Langan Engineering & Environmental Services***
21 Penn Plaza - 360 West 31st Street, 8th Floor
New York, NY 10001-2727
TEL: 212 479 5400 FAX: 212 479 5444

CODE CONSULTANTS:
***Construction Consulting Associates***
100 Church Street
New York, NY 10007
TEL: 212 385 1818 FAX: 212 385 1911

CURTAINWALL CONSULTANT:
***AJLP Consulting***
40 Worth Street. Suite 826
New York, NY 10013
TEL: 212 757 5659 FAX: 646 219 8508

LANDMARK/PRESERVATION CONSULTANT:
***Jan Hird Pokorny Associates, Inc.***
39 West 37th Street, 12th
New York, NY 10018
TEL: 212 759 6462 FAX: 212 759 6540

| No. | DESCRIPTION | DATE |
|---|---|---|
| 1 | CD PROGRESS ISSUE 1 | 15 OCT 2014 |
| 2 | ISSUED FOR BID - PLUMBING | 15 OCT 2014 |
| 3 | DOB SUBMISSION | 19 DEC 2014 |
| 4 | CD PROGRESS ISSUE 3 | 09 MAR 2015 |
| 5 | CD PROGRESS ISSUE 4 | 01 JUN 2015 |
| 6 | DOB AMENDMENT 2 | 18 SEP 2015 |
| 7 | CD PROGRESS ISSUE 6 | 02 NOV 2015 |
| 8 | CD PROGRESS ISSUE 8 - GMP SET | 18 MAR 2016 |
| 9 | CD BULLETIN ISSUE 3 | 25 MAY 2016 |
| 10 | DOB AMENDMENT 3 | 03 OCT 2016 |

0 4'-0" 8'-0" 16'-0"

Discrepancies must be reported immediately to the Architect before proceeding. Only figured dimensions are to be used. Contractors must check all dimensions on site. This drawing is protected by copyright.

ALL DIMENSIONS ARE SHOWN IN IMPERIAL.

CONSULTANT:
AKF
ONE LIBERTY PLAZA, 165 BROADWAY, 22nd FLOOR
NEW YORK, NY 10006
T: 212.354.5656 F: 212.354.5668
Arlington / Boston / Atlanta City / Minneapolis / New York
Philadelphia / Princeton / Florida / Richmond / Sterlinford

PROJECT:

**217 WEST 57TH STREET**
NEW YORK, NY

DRAWING TITLE:

PLUMBING
64th and 65th FLOOR PLANS
(MFD-94th-95th FLOOR)

SEAL & SIGNATURE:

STATE OF NEW YORK · CHRISTOPHER C. MOORE · 031-075139 · LICENSED PROFESSIONAL ENGINEER

| | |
|---|---|
| DATE: | 10/15/14 |
| PROJECT No: | Y130747-000 |
| DRAWN: JRD | REV: |
| CHK: JRD | 10 |
| SCALE: 1/8" = 1'-0" | |
| DWG No: | P-152.02 |
| DOB PAGE No: | 43 of 100 |

DOB EMPLOYEE STAMP:

DOB B-SCAN:

36" x 48" Arch E - SHEET SIZE
FILE NAME: C:\Revit Local Files\Y130747-000-AKF-865_MEP15-CENTRAL_sdavis3a.rvt
PLOT DATE: 10/15/2015 3:54:33 PM

DEPT OF BLDGS 121263426 Job Number
E367569783 Scan Code

GUTTER DRAINAGE:
PIPING FOR GUTTER DRAINAGE TO BE STAINLESS STEEL FROM THE GUTTER OUTLET THRU THE EXTERIOR SHEAR WALL. PROVIDE DIELECTRIC FITTING FOR TRANSITION FROM SS TO STANDARD STORM DRAINAGE PIPING

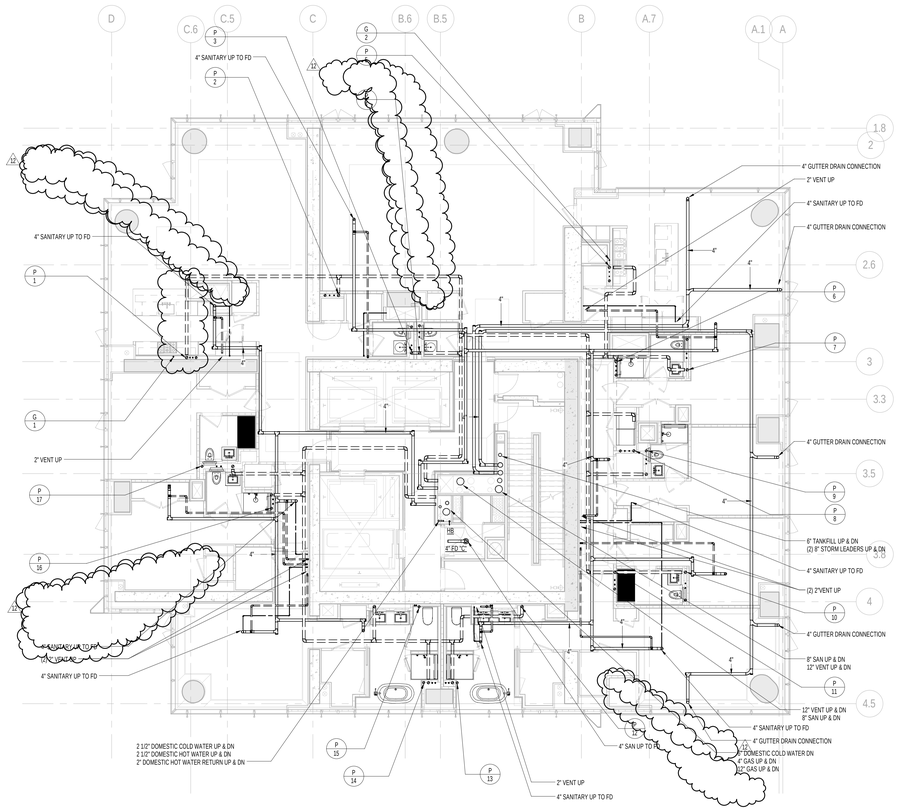


1 66th FLOOR PLAN
SCALE: 1/8" = 1'-0"

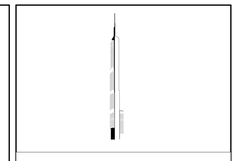

KEY PLAN:

PROJECT NORTH

TRUE NORTH

DEVELOPER:
***EXTELL DEVELOPMENT COMPANY***
805 THIRD AVENUE, 7TH FLOOR
New York, NY 10022 USA
TEL: 212 712 6000 FAX: 212 712 6100

DESIGN ARCHITECT: Base Building Shell & Core
***ADRIAN SMITH + GORDON GILL ARCHITECTURE***
111 WEST MONROE STREET SUITE 2300
CHICAGO IL 60603
TEL: 312 920 1888 FAX: 312 920 1775

INTERIOR DESIGNER: Residential
***Rottet Architecture and Design Studio, PLLC***
298 Fifth Ave, 7th Floor
New York, NY 10001
TEL: 646 998 7000 FAX:

ARCHITECT OF RECORD:Base Building Shell, Core, & Residential
***AAI ARCHITECTS, P.C.***
401 Wellington St. W., 3rd Floor
Toronto, ON M5V 1E7 Canada
TEL: 416 967 1500 FAX: 416 967 7150

STRUCTURAL ENGINEERS:
***WSP CANTOR SEINUK***
228 EAST 45th Street
New York, NY 10017 USA
TEL: 212 687 9888 FAX: 646 487 5501

MEP ENGINEERS:
***AKF GROUP***
One Liberty Plaza, 165 Broadway, 22nd Floor
New York, NY 10006 USA
TEL: 212 354 5656 FAX: 212 354 5668

GEOTECHNICAL ENGINEERS:
***Langan Engineering & Environmental Services***
21 Penn Plaza - 360 West 31st Street, 8th Floor
New York, NY 10001-2727
TEL: 212 479 5400 FAX: 212 479 5444

CODE CONSULTANTS:
***Construction Consulting Associates***
100 Church Street
New York, NY 10007
TEL: 212 385 1818 FAX: 212 385 1911

CURTAINWALL CONSULTANT:
***AJLP Consulting***
40 Worth Street. Suite 826
New York, NY 10013
TEL: 212 757 5659 FAX: 646 219 8508

LANDMARK/PRESERVATION CONSULTANT:
***Jan Hird Pokorny Associates, Inc.***
39 West 37th Street, 12A
New York, NY 10018
TEL: 212 759 6462 FAX: 212 759 6540

| No. | DESCRIPTION | DATE |
|---|---|---|
| 1 | ISSUED FOR SCHEMATIC DESIGN | 04 APR 2014 |
| 2 | ISSUED FOR DESIGN DEVELOPMENT | 01 JUL 2014 |
| 3 | ISSUED FOR DESIGN DEVELOPMENT | 31 JUL 2014 |
| 4 | CD PROGRESS ISSUE 1 | 15 OCT 2014 |
| 5 | ISSUED FOR BID - PLUMBING | 15 OCT 2014 |
| 6 | DOB SUBMISSION | 19 DEC 2014 |
| 7 | CD PROGRESS ISSUE 3 | 09 MAR 2015 |
| 8 | CD PROGRESS ISSUE 4 | 01 JUN 2015 |
| 9 | DOB AMENDMENT 2 | 18 SEP 2015 |
| 10 | CD PROGRESS ISSUE 6 | 02 NOV 2015 |
| 11 | CD PROGRESS ISSUE 8 - GMP SET | 18 MAR 2016 |
| 12 | CD BULLETIN ISSUE 3 | 25 MAY 2016 |
| 13 | DOB AMENDMENT 3 | 03 OCT 2016 |

0 4'-0" 8'-0" 16'-0"

Discrepancies must be reported immediately to the Architect before proceeding. Only figured dimensions are to be used. Contractors must check all dimensions on site. This drawing is protected by copyright.

ALL DIMENSIONS ARE SHOWN IN IMPERIAL.

CONSULTANT:
AKF
ONE LIBERTY PLAZA, 165 BROADWAY, 22nd FLOOR
NEW YORK, NY 10006
T: 212.354.5656 F: 212.354.5668
Arlington / Boston / Atlanta City / Minneapolis / New York
Philadelphia / Princeton / Pueblo / Rochester / Stamford

PROJECT:

**217 WEST 57TH STREET**
NEW YORK, NY

DRAWING TITLE:
PLUMBING
66th FLOOR PLAN (MFD-96th FLOOR)

SEAL & SIGNATURE:

| | |
|---|---|
| DATE: | 04/04/14 |
| PROJECT No: | Y130747-000 |
| DRAWN: JRD | REV: 13 |
| CHK: JRD | |
| SCALE: 1/8" = 1'-0" | |
| DWG No: | **P-153.02** |
| DOB PAGE No: | 44 of 100 |

DOB EMPLOYEE STAMP:

DOB B-SCAN:

36" x 48" Arch E - SHEET SIZE
FILE NAME: C:\Users\Local Files\Y130747-000-AKF-865_MEP15-CENTRAL_sidecrick.rvt
PLOT DATE: 10/19/2015 5:55:45 PM

DEPT OF BLDGS 121282605 Job Number
E3151197065 Scan Code

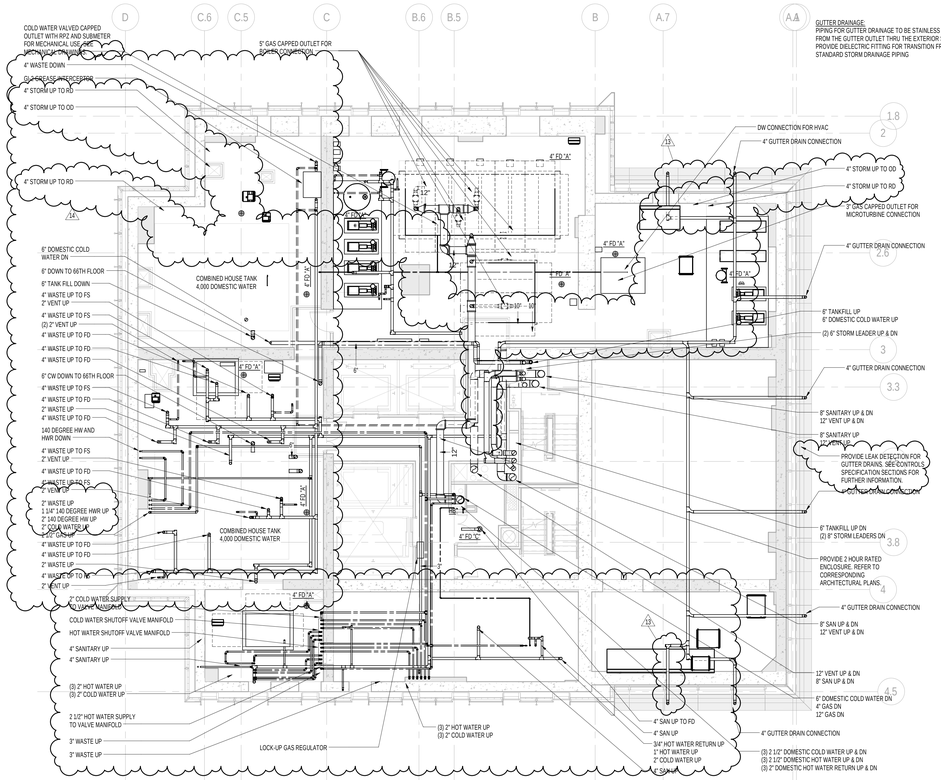


2 67th FLOOR INTERMEDIATE PLAN
SCALE: 1/8" = 1'-0"

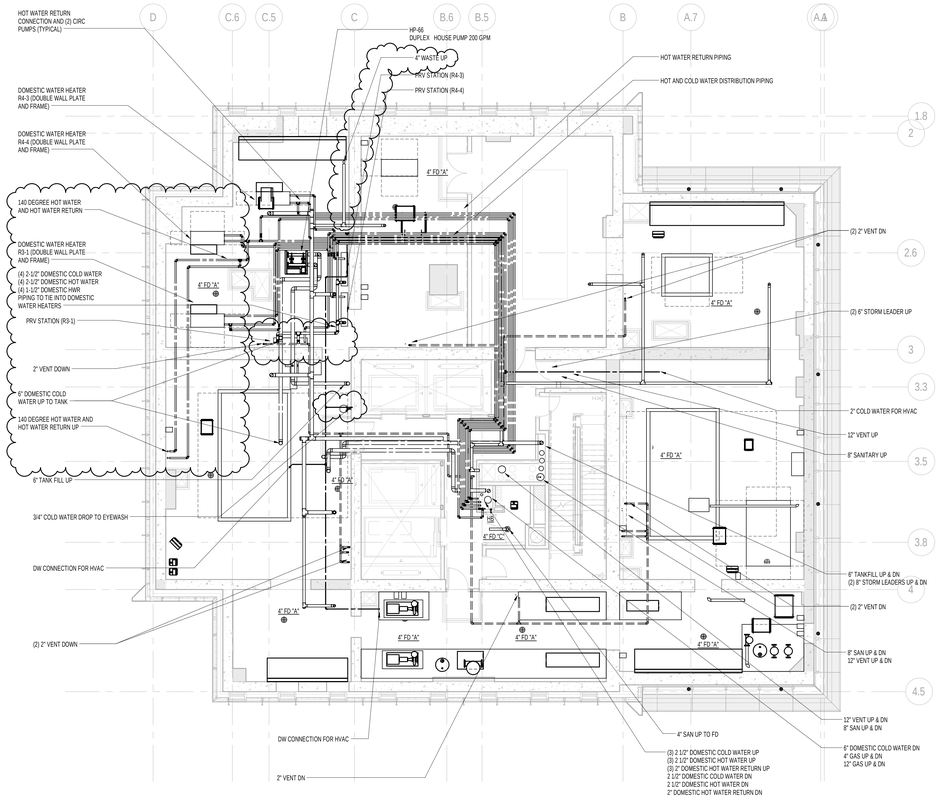


1 67th FLOOR PLAN
SCALE: 1/8" = 1'-0"

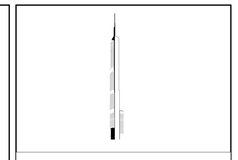

KEY PLAN:

PROJECT NORTH

TRUE NORTH

DEVELOPER:
**EXTELL DEVELOPMENT COMPANY**
805 THIRD AVENUE, 7TH FLOOR
New York, NY 10022 USA
TEL: 212 712 6000 FAX: 212 712 6100

DESIGN ARCHITECT: Base Building Shell & Core
**ADRIAN SMITH + GORDON GILL ARCHITECTURE**
111 WEST MONROE STREET SUITE 2300
CHICAGO IL 60603
TEL: 312 920 1888 FAX: 312 920 1775

INTERIOR DESIGNER: Residential
**Rottet Architecture and Design Studio, PLLC**
298 Fifth Ave, 7th Floor
New York, NY 10001
TEL: 646 998 7000 FAX:

ARCHITECT OF RECORD:Base Building Shell, Core, & Residential
**AAI ARCHITECTS, P.C.**
401 Wellington St. W., 3rd Floor
Toronto, ON M5V 1E7 Canada
TEL: 416 967 1500 FAX: 416 967 7150

STRUCTURAL ENGINEERS:
**WSP CANTOR SEINUK**
228 EAST 45th Street
New York, NY 10017 USA
TEL: 212 687 9888 FAX: 646 487 5501

MEP ENGINEERS:
**AKF GROUP**
One Liberty Plaza, 165 Broadway, 22nd Floor
New York, NY 10006 USA
TEL: 212 354 5656 FAX: 212 354 5668

GEOTECHNICAL ENGINEERS:
**Langan Engineering & Environmental Services**
21 Penn Plaza - 360 West 31st Street, 8th Floor
New York, NY 10001-2727
TEL: 212 479 5400 FAX: 212 479 5444

CODE CONSULTANTS:
**Construction Consulting Associates**
100 Church Street
New York, NY 10007
TEL: 212 385 1818 FAX: 212 385 1911

CURTAINWALL CONSULTANT:
**AJLP Consulting**
40 Worth Street. Suite 826
New York, NY 10013
TEL: 212 757 5659 FAX: 646 219 8508

LANDMARK/PRESERVATION CONSULTANT:
**Jan Hird Pokorny Associates, Inc.**
39 West 37th Street, 12A
New York, NY 10018
TEL: 212 759 6462 FAX: 212 759 6540

| No. | DESCRIPTION | DATE |
|---|---|---|
| 1 | ISSUED FOR SCHEMATIC DESIGN | 04 APR 2014 |
| 2 | ISSUED FOR DESIGN DEVELOPMENT | 01 JUL 2014 |
| 3 | ISSUED FOR DESIGN DEVELOPMENT | 31 JUL 2014 |
| 4 | CD PROGRESS ISSUE 1 | 15 OCT 2014 |
| 5 | ISSUED FOR BID - PLUMBING | 15 OCT 2014 |
| 6 | DOB SUBMISSION | 19 DEC 2014 |
| 7 | CD PROGRESS ISSUE 3 | 09 MAR 2015 |
| 8 | CD PROGRESS ISSUE 4 | 01 JUN 2015 |
| 9 | CD PROGRESS ISSUE 5 | 10 AUG 2015 |
| 10 | DOB AMENDMENT 2 | 18 SEP 2015 |
| 11 | CD PROGRESS ISSUE 6 | 02 NOV 2015 |
| 12 | CD PROGRESS ISSUE 7 | 29 JAN 2016 |
| 13 | CD PROGRESS ISSUE 8 - GMP SET | 18 MAR 2016 |
| 14 | CD BULLETIN ISSUE 3 | 25 MAY 2016 |
| 15 | DOB AMENDMENT 3 | 03 OCT 2016 |

0 4'-0" 8'-0" 16'-0"

Discrepancies must be reported immediately to the Architect before proceeding. Only figured dimensions are to be used. Contractors must check all dimensions on site. This drawing is protected by copyright.

ALL DIMENSIONS ARE SHOWN IN IMPERIAL.

CONSULTANT:
AKF
ONE LIBERTY PLAZA, 165 BROADWAY, 22nd FLOOR
NEW YORK, NY 10006
T: 212.354.5656 F: 212.354.5668
Atlanta • Dallas • Miami Gulf • Philadelphia • Washington
Plumbing • Fire/Life • Gas • Medical • Sustainable

PROJECT:
**217 WEST 57TH STREET**
NEW YORK, NY

DRAWING TITLE:
PLUMBING
67th and 67th FLOOR INTERMEDIATE PLANS (MFD-97th-98th FLOOR)

SEAL & SIGNATURE:

STATE OF NEW YORK · LICENSED PROFESSIONAL ENGINEER · PE-075136

| | |
|---|---|
| DATE: | 04/04/14 |
| PROJECT No: | Y130747-000 |
| DRAWN: JRD | REV: 15 |
| CHK: JRD | |
| SCALE: 1/8" = 1'-0" | |
| DWG No: | P-154.02 |
| DOB PAGE No: | 45 of 100 |

DOB EMPLOYEE STAMP:

DOB B-SCAN:

36" x 48" Arch E - SHEET SIZE
FILE NAME: C:\Revit Local Files\Y130747-000-AAF-865_MEP15-CENTRAL_ddarchit.rvt
PLOT DATE: 10/19/2016 5:58:17 PM

DEPT OF BLDGS 121263426 Job Number
ES3.643.13685 Scan Code

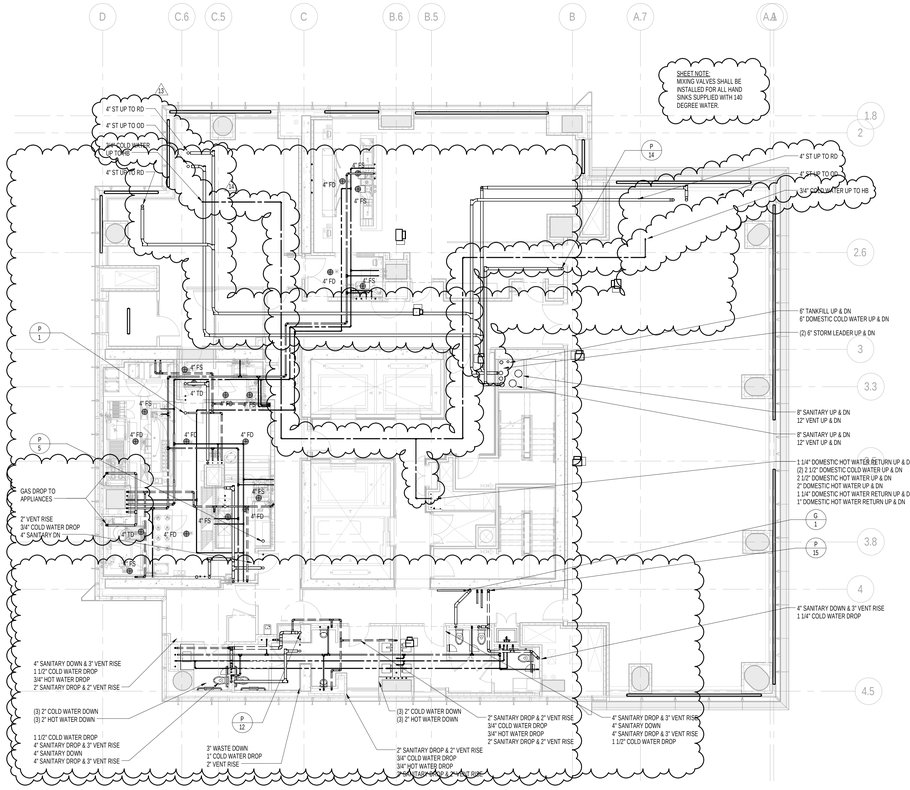


1 68th FLOOR PLAN
SCALE: 1/8" = 1'-0"

KEY PLAN:

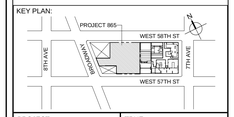


PROJECT NORTH

TRUE NORTH

DEVELOPER:
***EXTELL DEVELOPMENT COMPANY***
805 THIRD AVENUE, 7TH FLOOR
New York, NY 10022 USA
TEL: 212 712 6000 FAX: 212 712 6100

DESIGN ARCHITECT: Base Building Shell & Core
***ADRIAN SMITH + GORDON GILL ARCHITECTURE***
111 WEST MONROE STREET SUITE 2300
CHICAGO IL 60603
TEL: 312 920 1888 FAX: 312 920 1775

INTERIOR DESIGNER: Residential
***Rottet Architecture and Design Studio, PLLC***
298 Fifth Ave, 7th Floor
New York, NY 10001
TEL: 646 998 7000 FAX:

ARCHITECT OF RECORD:Base Building Shell, Core, & Residential
***AAI ARCHITECTS, P.C.***
401 Wellington St. W., 3rd Floor
Toronto, ON M5V 1E7 Canada
TEL: 416 967 1500 FAX: 416 967 7150

STRUCTURAL ENGINEERS:
***WSP CANTOR SEINUK***
228 EAST 45th Street
New York, NY 10017 USA
TEL: 212 687 9888 FAX: 646 487 5501

MEP ENGINEERS:
***AKF GROUP***
One Liberty Plaza, 165 Broadway, 22nd Floor
New York, NY 10006 USA
TEL: 212 354 5656 FAX: 212 354 5668

GEOTECHNICAL ENGINEERS:
***Langan Engineering & Environmental Services***
21 Penn Plaza - 360 West 31st Street, 8th Floor
New York, NY 10001-2727
TEL: 212 479 5400 FAX: 212 479 5444

CODE CONSULTANTS:
***Construction Consulting Associates***
100 Church Street
New York, NY 10007
TEL: 212 385 1818 FAX: 212 385 1911

CURTAINWALL CONSULTANT:
***AJLP Consulting***
40 Worth Street. Suite 826
New York, NY 10013
TEL: 212 757 5659 FAX: 646 219 8508

LANDMARK/PRESERVATION CONSULTANT:
***Jan Hird Pokorny Associates, Inc.***
39 West 37th Street, 12A
New York, NY 10018
TEL: 212 759 6462 FAX: 212 759 6540

| No. | DESCRIPTION | DATE |
|---|---|---|
| 1 | ISSUED FOR SCHEMATIC DESIGN | 04 APR 2014 |
| 2 | ISSUED FOR DESIGN DEVELOPMENT | 01 JUL 2014 |
| 3 | ISSUED FOR DESIGN DEVELOPMENT | 31 JUL 2014 |
| 4 | CD PROGRESS ISSUE 1 | 15 OCT 2014 |
| 5 | ISSUED FOR BID - PLUMBING | 15 OCT 2014 |
| 6 | DOB SUBMISSION | 19 DEC 2014 |
| 7 | CD PROGRESS ISSUE 3 | 09 MAR 2015 |
| 8 | CD PROGRESS ISSUE 5 | 10 AUG 2015 |
| 9 | DOB AMENDMENT 2 | 18 SEP 2015 |
| 10 | CD PROGRESS ISSUE 6 | 02 NOV 2015 |
| 11 | CD PROGRESS ISSUE 7 | 29 JAN 2016 |
| 12 | CD PROGRESS ISSUE 8 - GMP SET | 18 MAR 2016 |
| 13 | CD BULLETIN ISSUE 3 | 25 MAY 2016 |
| 14 | CD BULLETIN ISSUE 7 | 14 SEPT 2016 |
| 15 | DOB AMENDMENT 3 | 03 OCT 2016 |

0 4' - 0" 8' - 0" 16' - 0"

Discrepancies must be reported immediately to the Architect before proceeding. Only figured dimensions are to be used. Contractors must check all dimensions on site. This drawing is protected by copyright.

ALL DIMENSIONS ARE SHOWN IN IMPERIAL.

CONSULTANT:
AKF
ONE LIBERTY PLAZA, 165 BROADWAY, 22nd FLOOR
NEW YORK, NY 10006
T: 212.354.5656 F: 212.354.5668
Arlington / Detroit / Miami / Oc / Minneapolis / New York
Philadelphia / Princeton / Tucson / Rochester / Sarasota

PROJECT:
**217 WEST 57TH STREET**
NEW YORK, NY

DRAWING TITLE:
PLUMBING
68th FLOOR PLAN (MFD-100th FLOOR)

SEAL & SIGNATURE:

| | |
|---|---|
| DATE: | 08/06/15 |
| PROJECT No: | Y130747-000 |
| DRAWN: JRD | REV: |
| CHK: JRD | 15 |
| SCALE: 1/8" = 1'-0" | |
| DWG No: | P-155.02 |
| DOB PAGE No: | 46 of 100 |

DOB EMPLOYEE STAMP:

DOB B-SCAN:

36" x 48" Arch E - SHEET SIZE
FILE NAME: C:\Revit Local Files\Y130747-000-AKF-865_MEP15-CENTRAL_sbiancha.rvt
PLOT DATE: 10/19/2016 1:59:51 PM

DEPT OF BLDGS 121282505 Job Number
E387756536 Scan Code

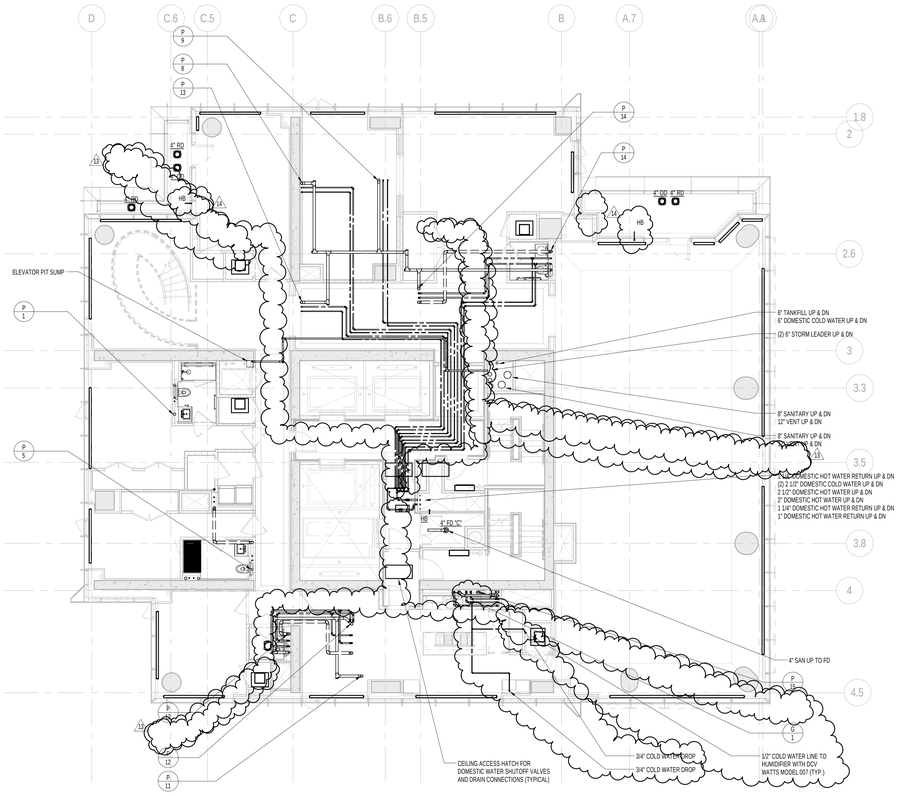


2 69th FLOOR PLAN
SCALE: 1/8" = 1'-0"

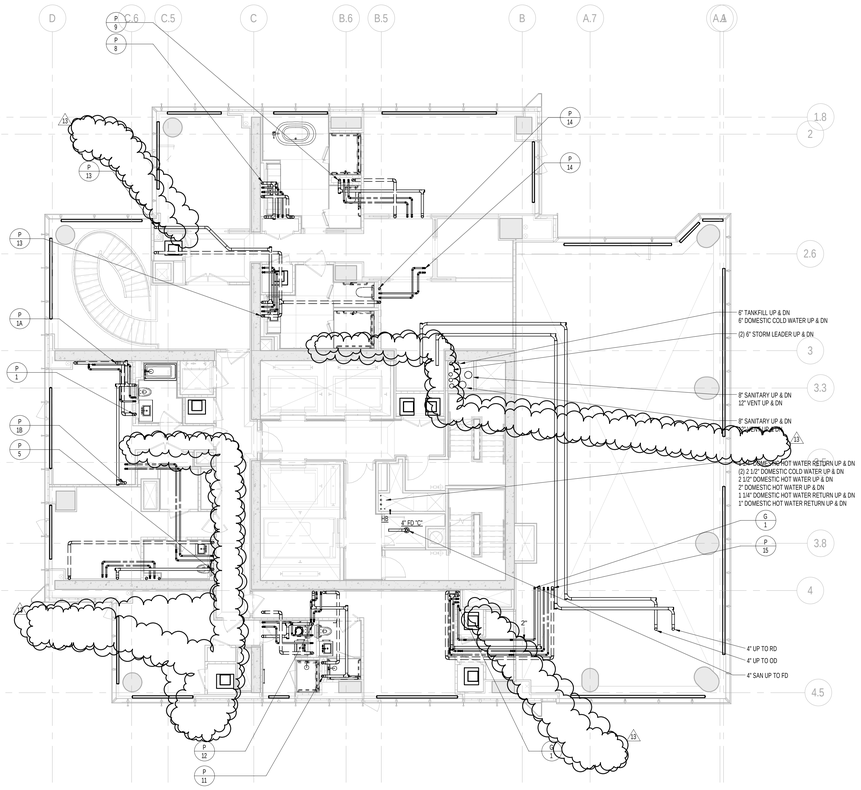


1 70th FLOOR PLAN
SCALE: 1/8" = 1'-0"

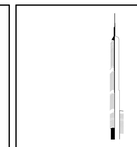

KEY PLAN:

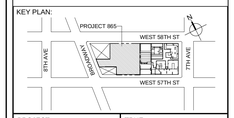


PROJECT NORTH

TRUE NORTH

DEVELOPER:
***EXTELL DEVELOPMENT COMPANY***
805 THIRD AVENUE, 7TH FLOOR
New York, NY 10022 USA
TEL: 212 712 6000 FAX: 212 712 6100

DESIGN ARCHITECT: Base Building Shell & Core
***ADRIAN SMITH + GORDON GILL ARCHITECTURE***
111 WEST MONROE STREET SUITE 2300
CHICAGO IL 60603
TEL: 312 920 1888 FAX: 312 920 1775

INTERIOR DESIGNER: Residential
***Rottet Architecture and Design Studio, PLLC***
298 Fifth Ave, 7th Floor
New York, NY 10001
TEL: 646 998 7000 FAX:

ARCHITECT OF RECORD:Base Building Shell, Core, & Residential
***AAI ARCHITECTS, P.C.***
401 Wellington St. W., 3rd Floor
Toronto, ON M5V 1E7 Canada
TEL: 416 967 1500 FAX: 416 967 7150

STRUCTURAL ENGINEERS:
***WSP CANTOR SEINUK***
228 EAST 45th Street
New York, NY 10017 USA
TEL: 212 687 9888 FAX: 646 487 5501

MEP ENGINEERS:
***AKF GROUP***
One Liberty Plaza, 165 Broadway, 22nd Floor
New York, NY 10006 USA
TEL: 212 354 5656 FAX: 212 354 5668

GEOTECHNICAL ENGINEERS:
***Langan Engineering & Environmental Services***
21 Penn Plaza - 360 West 31st Street, 8th Floor
New York, NY 10001-2727
TEL: 212 479 5400 FAX: 212 479 5444

CODE CONSULTANTS:
***Construction Consulting Associates***
100 Church Street
New York, NY 10007
TEL: 212 385 1818 FAX: 212 385 1911

CURTAINWALL CONSULTANT:
***AJLP Consulting***
40 Worth Street. Suite 826
New York, NY 10013
TEL: 212 757 5659 FAX: 646 219 8508

LANDMARK/PRESERVATION CONSULTANT:
***Jan Hird Pokorny Associates, Inc.***
39 West 37th Street, 12A
New York, NY 10018
TEL: 212 759 6462 FAX: 212 759 6540

| No. | DESCRIPTION | DATE |
|---|---|---|
| 1 | ISSUED FOR SCHEMATIC DESIGN | 04 APR 2014 |
| 2 | ISSUED FOR DESIGN DEVELOPMENT | 01 JUL 2014 |
| 3 | ISSUED FOR DESIGN DEVELOPMENT | 31 JUL 2014 |
| 4 | CD PROGRESS ISSUE 1 | 15 OCT 2014 |
| 5 | ISSUED FOR BID - PLUMBING | 15 OCT 2014 |
| 6 | DOB SUBMISSION | 19 DEC 2014 |
| 7 | CD PROGRESS ISSUE 3 | 09 MAR 2015 |
| 8 | CD PROGRESS ISSUE 5 | 10 AUG 2015 |
| 9 | DOB AMENDMENT 2 | 18 SEP 2015 |
| 10 | CD PROGRESS ISSUE 6 | 02 NOV 2015 |
| 11 | CD PROGRESS ISSUE 7 | 29 JAN 2016 |
| 12 | CD PROGRESS ISSUE 8 - GMP SET | 18 MAR 2016 |
| 13 | CD BULLETIN ISSUE 3 | 25 MAY 2016 |
| 14 | CD BULLETIN ISSUE 7 | 14 SEPT 2016 |
| 15 | DOB AMENDMENT 3 | 03 OCT 2016 |

0 4'-0" 8'-0" 16'-0"

Discrepancies must be reported immediately to the Architect before proceeding. Only figured dimensions are to be used. Contractors must check all dimensions on site. This drawing is protected by copyright.

ALL DIMENSIONS ARE SHOWN IN IMPERIAL.

CONSULTANT:
AKF
ONE LIBERTY PLAZA, 165 BROADWAY, 22nd FLOOR
NEW YORK, NY 10006
T: 212.354.5656 F: 212.354.5668
Arlington | Boston | Mexico City | Minneapolis | New York
Philadelphia | Princeton | Visalia | Richmond | Sterling

PROJECT:

**217 WEST 57TH STREET**
NEW YORK, NY

DRAWING TITLE:

PLUMBING
69th and 70th FLOOR PLANS
(MFD-107th-108th FLOOR)

SEAL & SIGNATURE:

STATE OF NEW YORK · JAN HIRD POKORNY · 31 JUL 2014 · LICENSED PROFESSIONAL ENGINEER

| | |
|---|---|
| DATE: | 04/04/14 |
| PROJECT No: | Y130747-000 |
| DRAWN: JRD | REV: |
| CHK: JRD | 15 |
| SCALE: 1/8" = 1'-0" | |
| DWG No: | P-156.02 |
| DOB PAGE No: | 47 of 100 |

DOB EMPLOYEE STAMP:

DOB B-SCAN:

36" x 48" Arch E, SHEET SIZE
FILE NAME: C:\Revit Local Files\Y130747-000-AKF-865_MEP15-CENTRAL_sdavis3a.rvt
PLOT DATE: 10/19/2016 5:12:39 PM

DEPT OF BLDGS 121263505 Job Number
E339561/7921 Scan Code

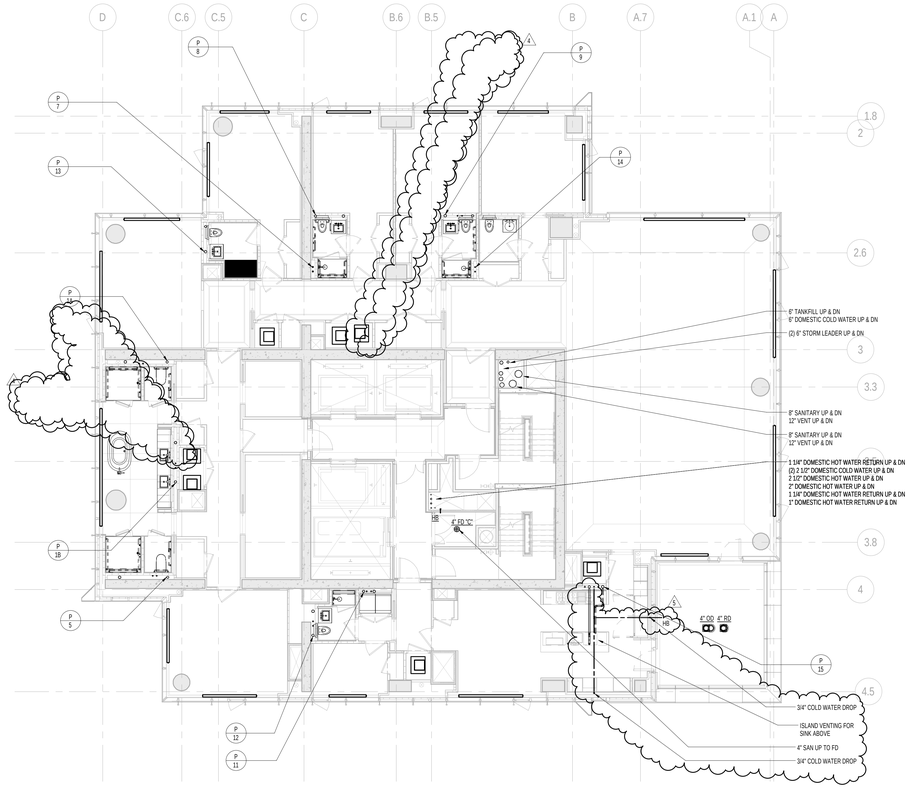


2 70th FLOOR PLAN
SCALE: 1/8" = 1'-0"

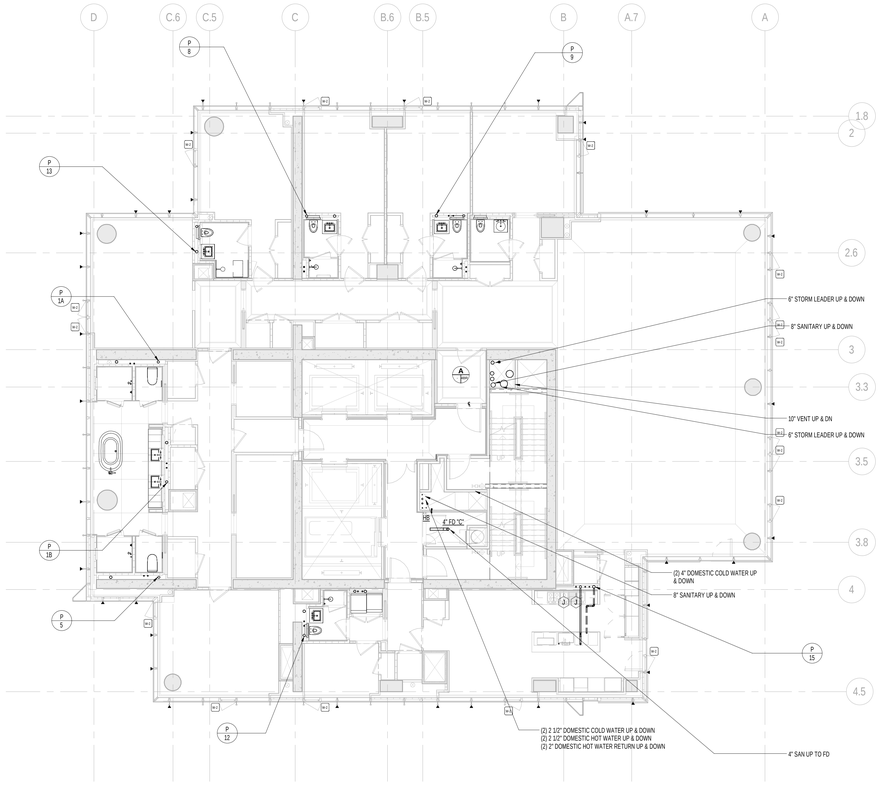


1 TYPICAL 71st-87th FLOOR PLANS
SCALE: 1/8" = 1'-0"

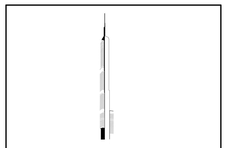

KEY PLAN:

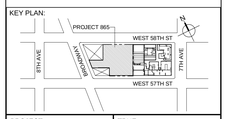


PROJECT NORTH

TRUE NORTH

DEVELOPER:
***EXTELL DEVELOPMENT COMPANY***
805 THIRD AVENUE, 7TH FLOOR
New York, NY 10022 USA
TEL: 212 712 6000 FAX: 212 712 6100

DESIGN ARCHITECT: Base Building Shell & Core
***ADRIAN SMITH + GORDON GILL ARCHITECTURE***
111 WEST MONROE STREET SUITE 2300
CHICAGO IL 60603
TEL: 312 920 1888 FAX: 312 920 1775

INTERIOR DESIGNER: Residential
***Rottet Architecture and Design Studio, PLLC***
298 Fifth Ave, 7th Floor
New York, NY 10001
TEL: 646 998 7000 FAX:

ARCHITECT OF RECORD:Base Building Shell, Core, & Residential
***AAI ARCHITECTS, P.C.***
401 Wellington St. W., 3rd Floor
Toronto, ON M5V 1E7 Canada
TEL: 416 967 1500 FAX: 416 967 7150

STRUCTURAL ENGINEERS:
***WSP CANTOR SEINUK***
228 EAST 45th Street
New York, NY 10017 USA
TEL: 212 687 9888 FAX: 646 487 5501

MEP ENGINEERS:
***AKF GROUP***
One Liberty Plaza, 165 Broadway, 22nd Floor
New York, NY 10006 USA
TEL: 212 354 5656 FAX: 212 354 5668

GEOTECHNICAL ENGINEERS:
***Langan Engineering & Environmental Services***
21 Penn Plaza - 360 West 31st Street, 8th Floor
New York, NY 10001-2727
TEL: 212 479 5400 FAX: 212 479 5444

CODE CONSULTANTS:
***Construction Consulting Associates***
100 Church Street
New York, NY 10007
TEL: 212 385 1818 FAX: 212 385 1911

CURTAINWALL CONSULTANT:
***AJLP Consulting***
40 Worth Street. Suite 826
New York, NY 10013
TEL: 212 757 5659 FAX: 646 219 8508

LANDMARK/PRESERVATION CONSULTANT:
***Jan Hird Pokorny Associates, Inc.***
39 West 37th Street, 12A
New York, NY 10018
TEL: 212 759 6462 FAX: 212 759 6540

| No. | DESCRIPTION | DATE |
|---|---|---|
| 1 | CD PROGRESS ISSUE 3 | 09 MAR 2015 |
| 2 | CD PROGRESS ISSUE 6 | 02 NOV 2015 |
| 3 | CD PROGRESS ISSUE 8 - GMP SET | 18 MAR 2016 |
| 4 | CD BULLETIN ISSUE 3 | 25 MAY 2016 |
| 5 | CD BULLETIN ISSUE 7 | 14 SEPT 2016 |
| 6 | DOB AMENDMENT 3 | 03 OCT 2016 |

0 4' - 0" 8' - 0" 16' - 0"

Discrepancies must be reported immediately to the Architect before proceeding. Only figured dimensions are to be used. Contractors must check all dimensions on site. This drawing is protected by copyright.

ALL DIMENSIONS ARE SHOWN IN IMPERIAL.

CONSULTANT:
AKF
ONE LIBERTY PLAZA, 165 BROADWAY, 22nd FLOOR
NEW YORK, NY 10006
T: 212.354.5656 F: 212.354.5668
Arlington / Boston / Mexico City / Minneapolis / New York
Philadelphia / Princeton / Seattle / Southeast / Summit

PROJECT:

**217 WEST 57TH STREET**

NEW YORK, NY

DRAWING TITLE:

PLUMBING
71st and 72nd FLOOR PLANS
(TYPICAL 72nd-88th FLOORS)
(MFD-109th FLOOR and
MFD-110th-126th FLOOR)

SEAL & SIGNATURE:

STATE OF NEW YORK · REGISTERED ARCHITECT · 40 SPRING · LICENSED PROFESSIONAL ENGINEER

| | |
|---|---|
| DATE: | 04/04/14 |
| PROJECT No: | Y130747-000 |
| DRAWN: JRD | REV: |
| CHK: JRD | 6 |
| SCALE: 1/8" = 1'-0" | |
| DWG No: | |
| **P-157.00** | |
| DOB PAGE No: | 48 of 100 |

DOB EMPLOYEE STAMP:

DOB B-SCAN:

36" x 48" Arch E, SHEET SIZE

FILE NAME: C:\Revit Local Files\Y130747-000-AKF-865_MEP15-CENTRAL_sbarchuk.rvt
PLOT DATE: 10/3/2016 5:13:53 PM

DEPT OF BLDGS 121263426 Job Number
E5258871175 Scan Code

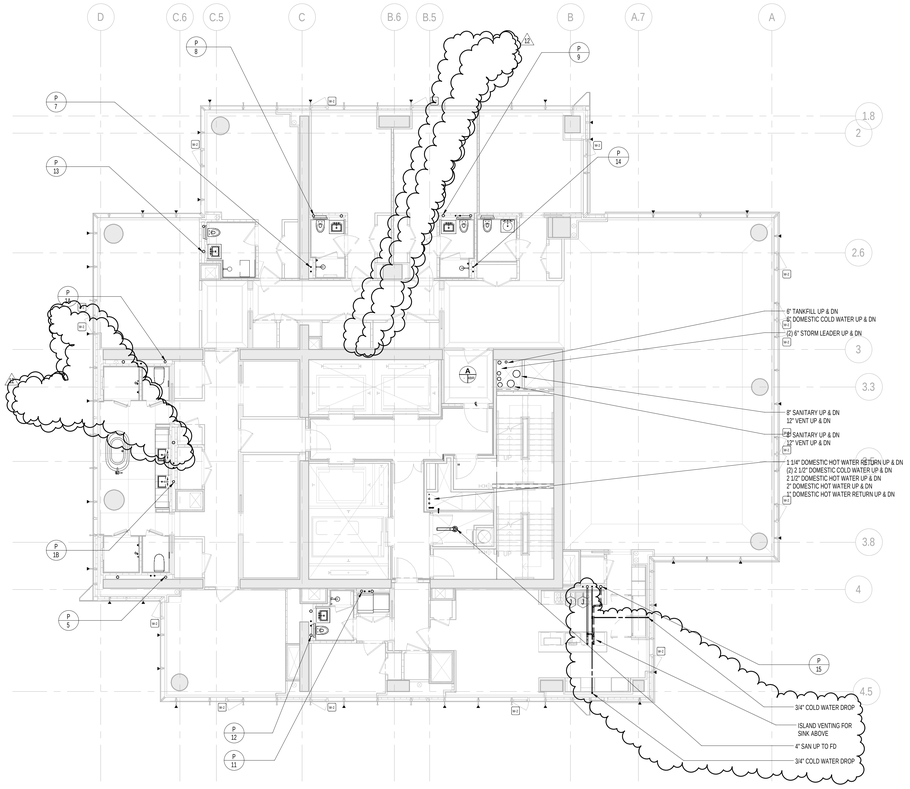


2 74th FLOOR PLAN
SCALE: 1/8" = 1'-0"

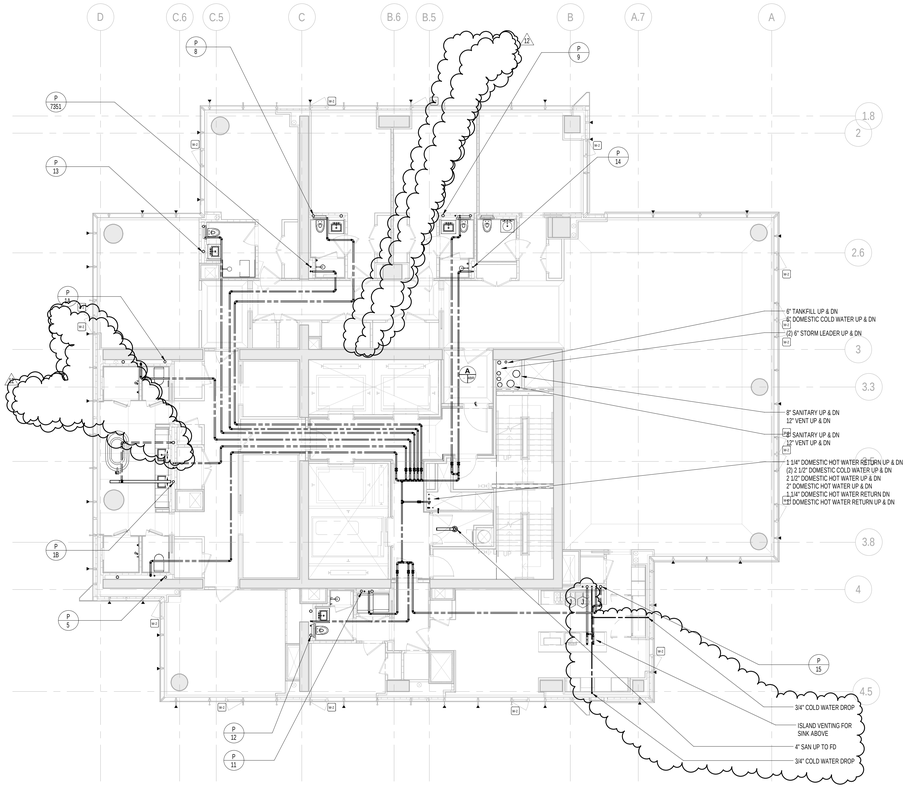


1 73rd FLOOR PLAN
SCALE: 1/8" = 1'-0"

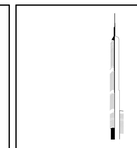

KEY PLAN:

PROJECT NORTH

TRUE NORTH

DEVELOPER:
***EXTELL DEVELOPMENT COMPANY***
805 THIRD AVENUE, 7TH FLOOR
New York, NY 10022 USA
TEL: 212 712 6000 FAX: 212 712 6100

DESIGN ARCHITECT: Base Building Shell & Core
***ADRIAN SMITH + GORDON GILL ARCHITECTURE***
111 WEST MONROE STREET SUITE 2300
CHICAGO IL 60603
TEL: 312 920 1888 FAX: 312 920 1775

INTERIOR DESIGNER: Residential
***Rottet Architecture and Design Studio, PLLC***
298 Fifth Ave, 7th Floor
New York, NY 10001
TEL: 646 998 7000 FAX:

ARCHITECT OF RECORD:Base Building Shell, Core, & Residential
***AAI ARCHITECTS, P.C.***
401 Wellington St. W., 3rd Floor
Toronto, ON M5V 1E7 Canada
TEL: 416 967 1500 FAX: 416 967 7150

STRUCTURAL ENGINEERS:
***WSP CANTOR SEINUK***
228 EAST 45th Street
New York, NY 10017 USA
TEL: 212 687 9888 FAX: 646 487 5501

MEP ENGINEERS:
***AKF GROUP***
One Liberty Plaza, 165 Broadway, 22nd Floor
New York, NY 10006 USA
TEL: 212 354 5656 FAX: 212 354 5668

GEOTECHNICAL ENGINEERS:
***Langan Engineering & Environmental Services***
21 Penn Plaza - 360 West 31st Street, 8th Floor
New York, NY 10001-2727
TEL: 212 479 5400 FAX: 212 479 5444

CODE CONSULTANTS:
***Construction Consulting Associates***
100 Church Street
New York, NY 10007
TEL: 212 385 1818 FAX: 212 385 1911

CURTAINWALL CONSULTANT:
***AJLP Consulting***
40 Worth Street, Suite 826
New York, NY 10013
TEL: 212 757 5659 FAX: 646 219 8508

LANDMARK/PRESERVATION CONSULTANT:
***Jan Hird Pokorny Associates, Inc.***
39 West 37th Street, 12A
New York, NY 10018
TEL: 212 759 6462 FAX: 212 759 6540

| No. | DESCRIPTION | DATE |
|---|---|---|
| 1 | ISSUED FOR SCHEMATIC DESIGN | 04 APR 2014 |
| 2 | ISSUED FOR DESIGN DEVELOPMENT | 01 JUL 2014 |
| 3 | ISSUED FOR DESIGN DEVELOPMENT | 31 JUL 2014 |
| 4 | CD PROGRESS ISSUE 1 | 15 OCT 2014 |
| 5 | ISSUED FOR BID - PLUMBING | 15 OCT 2014 |
| 6 | DOB SUBMISSION | 19 DEC 2014 |
| 7 | CD PROGRESS ISSUE 3 | 09 MAR 2015 |
| 8 | CD PROGRESS ISSUE 5 | 10 AUG 2015 |
| 9 | DOB AMENDMENT 2 | 18 SEP 2015 |
| 10 | CD PROGRESS ISSUE 6 | 02 NOV 2015 |
| 11 | CD PROGRESS ISSUE 8 - GMP SET | 18 MAR 2016 |
| 12 | CD BULLETIN ISSUE 3 | 25 MAY 2016 |
| 13 | DOB AMENDMENT 3 | 03 OCT 2016 |

0 4' - 0" 8' - 0" 16' - 0"

Discrepancies must be reported immediately to the Architect before proceeding. Only figured dimensions are to be used. Contractors must check all dimensions on site. This drawing is protected by copyright.

ALL DIMENSIONS ARE SHOWN IN IMPERIAL.

CONSULTANT:
AKF
ONE LIBERTY PLAZA, 165 BROADWAY, 22nd FLOOR
NEW YORK, NY 10006
T: 212.354.5656 F: 212.354.5668
Arlington / Boise / Mexico City / Minneapolis / New York
Philadelphia / Princeton / Seattle / Southeast / Summit

PROJECT:
**217 WEST 57TH STREET**
NEW YORK, NY

DRAWING TITLE:
PLUMBING
73rd and 74th FLOOR PLANS
(MFD-111th-112th FLOOR)

SEAL & SIGNATURE:
STATE OF NEW YORK · JAN HIRD POKORNY · No. 27138 · LICENSED PROFESSIONAL ENGINEER

| | |
|---|---|
| DATE: | 08/06/15 |
| PROJECT No: | Y130747-000 |
| DRAWN: JRD | REV: |
| CHK: JRD | 13 |
| SCALE: 1/8" = 1'-0" | |
| DWG No: | P-158.02 |
| DOB PAGE No: | 49 of 100 |

DOB EMPLOYEE STAMP:

DOB B-SCAN:

36" x 48" Arch E - SHEET SIZE
FILE NAME: C:\Revit Local Files\Y130747-000-AAF-865_MEP15-CENTRAL_sbaechler.rvt
PLOT DATE: 10/13/2016 5:15:47 PM

DEPT OF BLDGS 121263426 Job Number
E3419543189 Scan Code

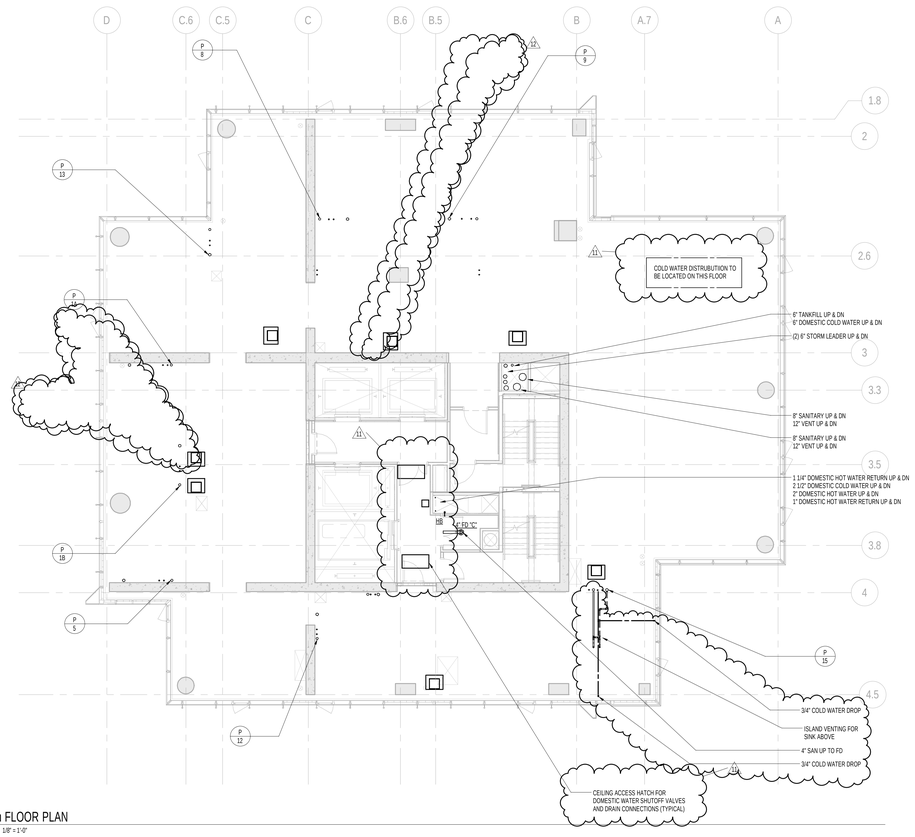


2 76th FLOOR PLAN
SCALE: 1/8" = 1'-0"

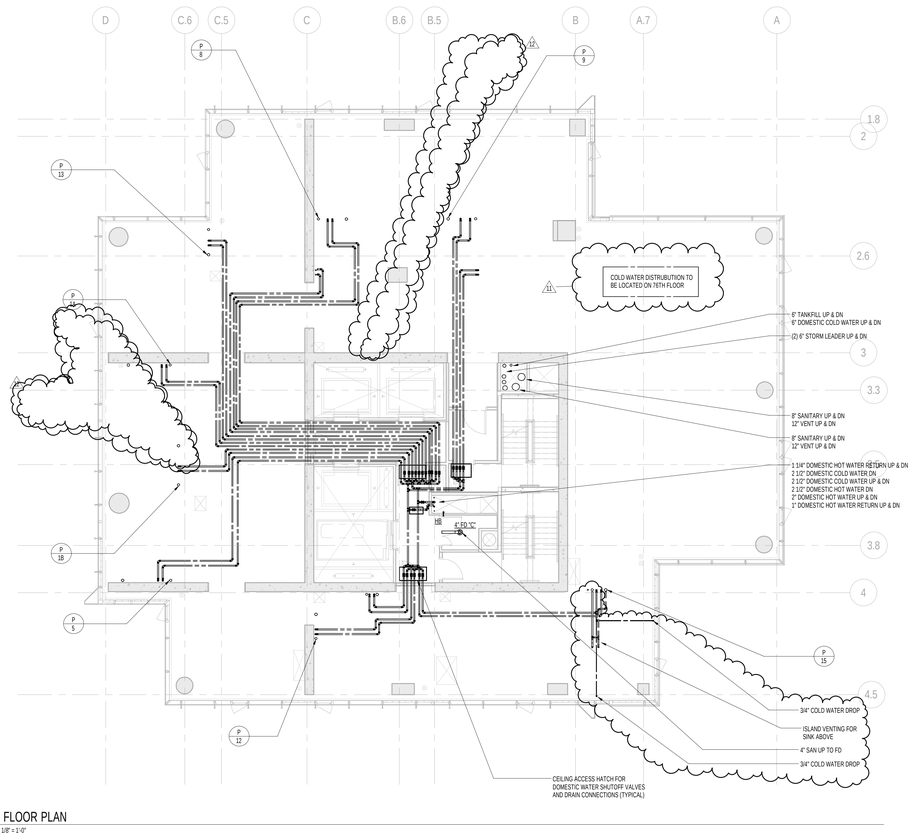


1 75th FLOOR PLAN
SCALE: 1/8" = 1'-0"

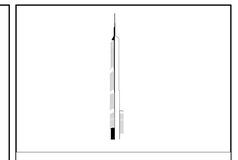

KEY PLAN:

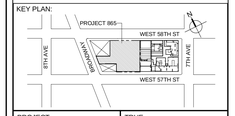


PROJECT NORTH

TRUE NORTH

DEVELOPER:
***EXTELL DEVELOPMENT COMPANY***
805 THIRD AVENUE, 7TH FLOOR
New York, NY 10022 USA
TEL: 212 712 6000 FAX: 212 712 6100

DESIGN ARCHITECT: Base Building Shell & Core
***ADRIAN SMITH + GORDON GILL ARCHITECTURE***
111 WEST MONROE STREET SUITE 2300
CHICAGO IL 60603
TEL: 312 920 1888 FAX: 312 920 1775

INTERIOR DESIGNER: Residential
***Rottet Architecture and Design Studio, PLLC***
298 Fifth Ave, 7th Floor
New York, NY 10001
TEL: 646 998 7000 FAX:

ARCHITECT OF RECORD:Base Building Shell, Core, & Residential
***AAI ARCHITECTS, P.C.***
401 Wellington St. W., 3rd Floor
Toronto, ON M5V 1E7 Canada
TEL: 416 967 1500 FAX: 416 967 7150

STRUCTURAL ENGINEERS:
***WSP CANTOR SEINUK***
228 EAST 45th Street
New York, NY 10017 USA
TEL: 212 687 9888 FAX: 646 487 5501

MEP ENGINEERS:
***AKF GROUP***
One Liberty Plaza, 165 Broadway, 22nd Floor
New York, NY 10006 USA
TEL: 212 354 5656 FAX: 212 354 5668

GEOTECHNICAL ENGINEERS:
***Langan Engineering & Environmental Services***
21 Penn Plaza - 360 West 31st Street, 8th Floor
New York, NY 10001-2727
TEL: 212 479 5400 FAX: 212 479 5444

CODE CONSULTANTS:
***Construction Consulting Associates***
100 Church Street
New York, NY 10007
TEL: 212 385 1818 FAX: 212 385 1911

CURTAINWALL CONSULTANT:
***AJLP Consulting***
40 Worth Street, Suite 826
New York, NY 10013
TEL: 212 757 5659 FAX: 646 219 8508

LANDMARK/PRESERVATION CONSULTANT:
***Jan Hird Pokorny Associates, Inc.***
39 West 37th Street, 12A
New York, NY 10018
TEL: 212 759 6462 FAX: 212 759 6540

| No. | DESCRIPTION | DATE |
|---|---|---|
| 1 | ISSUED FOR SCHEMATIC DESIGN | 04 APR 2014 |
| 2 | ISSUED FOR DESIGN DEVELOPMENT | 01 JUL 2014 |
| 3 | ISSUED FOR DESIGN DEVELOPMENT | 31 JUL 2014 |
| 4 | CD PROGRESS ISSUE 1 | 15 OCT 2014 |
| 5 | ISSUED FOR BID - PLUMBING | 15 OCT 2014 |
| 6 | DOB SUBMISSION | 19 DEC 2014 |
| 7 | CD PROGRESS ISSUE 3 | 09 MAR 2015 |
| 8 | CD PROGRESS ISSUE 5 | 10 AUG 2015 |
| 9 | DOB AMENDMENT 2 | 18 SEP 2015 |
| 10 | CD PROGRESS ISSUE 6 | 02 NOV 2015 |
| 11 | CD PROGRESS ISSUE 8 - GMP SET | 18 MAR 2016 |
| 12 | CD BULLETIN ISSUE 3 | 25 MAY 2016 |
| 13 | DOB AMENDMENT 3 | 03 OCT 2016 |

0 4'-0" 8'-0" 16'-0"

Discrepancies must be reported immediately to the Architect before proceeding. Only figured dimensions are to be used. Contractors must check all dimensions on site. This drawing is protected by copyright.

ALL DIMENSIONS ARE SHOWN IN IMPERIAL.

CONSULTANT:
AKF
ONE LIBERTY PLAZA, 165 BROADWAY, 22nd FLOOR
NEW YORK, NY 10006
T: 212.354.5656 F: 212.354.5668
Arlington | Boston | Mount Kisco | Washington | New York
Philadelphia | Houston | Irvine | Honolulu | Santiago

PROJECT:

**217 WEST 57TH STREET**
NEW YORK, NY

DRAWING TITLE:

PLUMBING
75th and 76th FLOOR PLANS
(MFD-113th-114th FLOOR)

SEAL & SIGNATURE:

STATE OF NEW YORK · JAMES R. DRUMMEY · 082,075,135 · LICENSED PROFESSIONAL ENGINEER

| | |
|---|---|
| DATE: | 04/04/14 |
| PROJECT No: | Y130747-000 |
| DRAWN: JRD | REV: |
| CHK: JRD | 13 |
| SCALE: 1/8" = 1'-0" | |
| DWG No: | |
| **P-159.02** | |
| DOB PAGE No: | 50 of 100 |

DOB EMPLOYEE STAMP:

DOB B-SCAN:

36" x 48" Arch E - SHEET SIZE
FILE NAME: C:\Revit Local Files\Y130747-000-AKF-865_MEP-SI-CENTRAL_sdanecha.rvt
PLOT DATE: 10/10/2016 5:17:32 PM

DEPT OF BLDGS 121263635 Job Number
E386865044B Scan Code

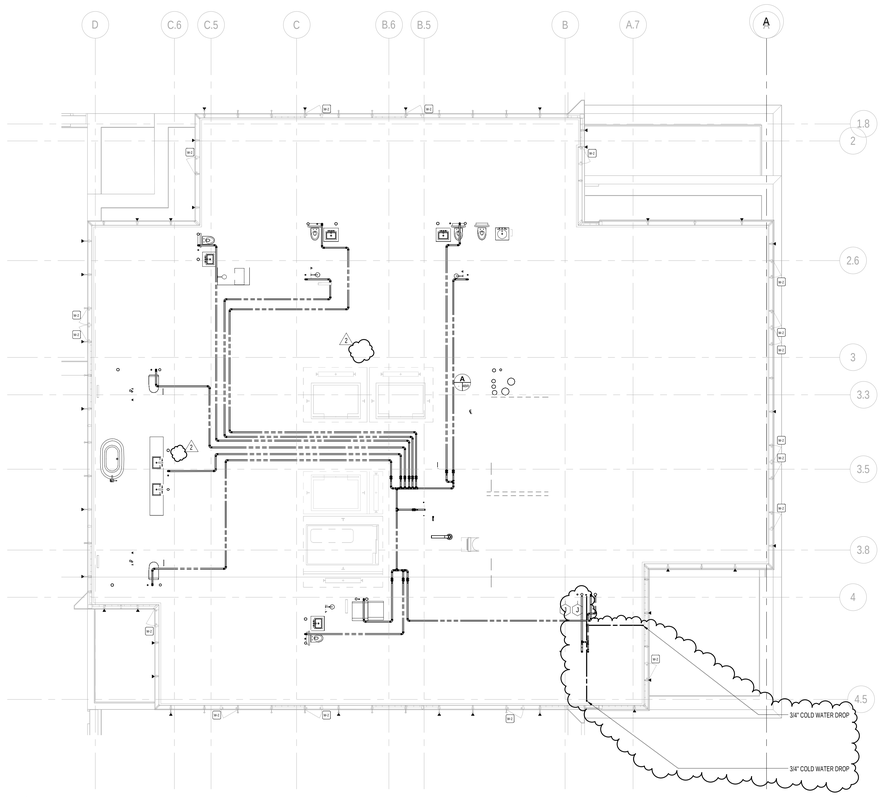


2 80th FLOOR PLAN
SCALE 1/8" = 1'-0"

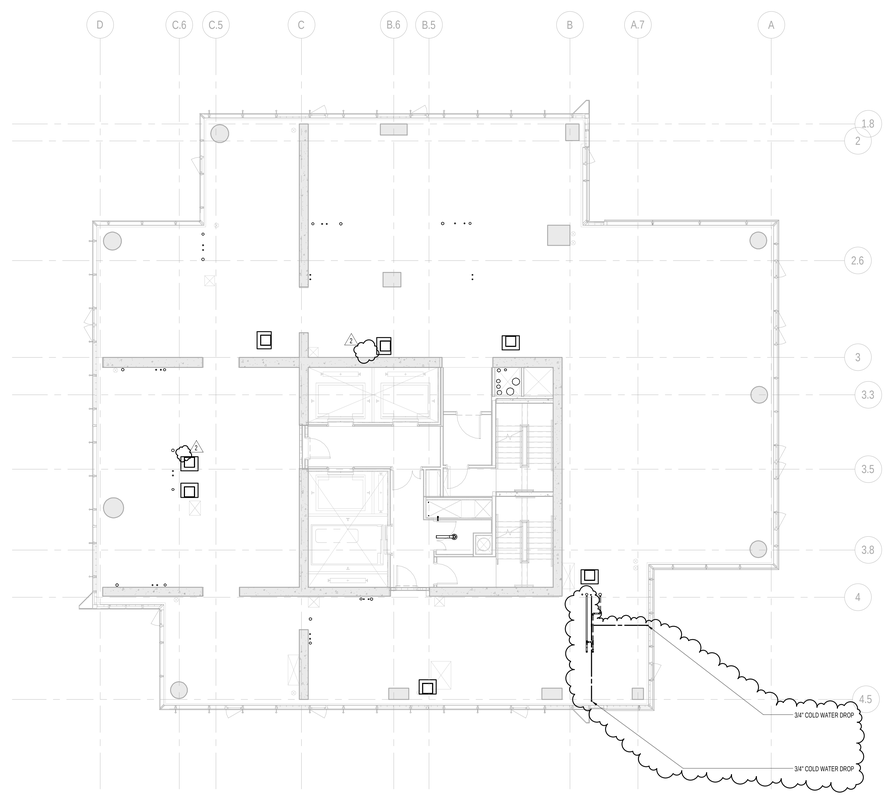


1 79th FLOOR PLAN
SCALE 1/8" = 1'-0"

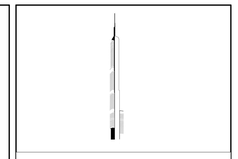

KEY PLAN:

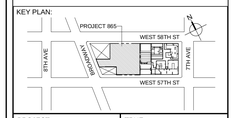


PROJECT NORTH

TRUE NORTH

DEVELOPER:
***EXTELL DEVELOPMENT COMPANY***
805 THIRD AVENUE, 7TH FLOOR
New York, NY 10022 USA
TEL: 212 712 6000 FAX: 212 712 6100

DESIGN ARCHITECT: Base Building Shell & Core
***ADRIAN SMITH + GORDON GILL ARCHITECTURE***
111 WEST MONROE STREET SUITE 2300
CHICAGO IL 60603
TEL: 312 920 1888 FAX: 312 920 1775

INTERIOR DESIGNER: Residential
***Rottet Architecture and Design Studio, PLLC***
298 Fifth Ave, 7th Floor
New York, NY 10001
TEL: 646 998 7000 FAX:

ARCHITECT OF RECORD:Base Building Shell, Core, & Residential
***AAI ARCHITECTS, P.C.***
401 Wellington St. W., 3rd Floor
Toronto, ON M5V 1E7 Canada
TEL: 416 967 1500 FAX: 416 967 7150

STRUCTURAL ENGINEERS:
***WSP CANTOR SEINUK***
228 EAST 45th Street
New York, NY 10017 USA
TEL: 212 687 9888 FAX: 646 487 5501

MEP ENGINEERS:
***AKF GROUP***
One Liberty Plaza, 165 Broadway, 22nd Floor
New York, NY 10006 USA
TEL: 212 354 5656 FAX: 212 354 5668

GEOTECHNICAL ENGINEERS:
***Langan Engineering & Environmental Services***
21 Penn Plaza - 360 West 31st Street, 8th Floor
New York, NY 10001-2727
TEL: 212 479 5400 FAX: 212 479 5444

CODE CONSULTANTS:
***Construction Consulting Associates***
100 Church Street
New York, NY 10007
TEL: 212 385 1818 FAX: 212 385 1911

CURTAINWALL CONSULTANT:
***AJLP Consulting***
40 Worth Street. Suite 826
New York, NY 10013
TEL: 212 757 5659 FAX: 646 219 8508

LANDMARK/PRESERVATION CONSULTANT:
***Jan Hird Pokorny Associates, Inc.***
39 West 37th Street, 12A
New York, NY 10018
TEL: 212 759 6462 FAX: 212 759 6540

| No. | DESCRIPTION | DATE |
|---|---|---|
| 1 | CD PROGRESS ISSUE 8 - GMP SET | 18 MAR 2016 |
| 2 | CD BULLETIN ISSUE 3 | 25 MAY 2016 |
| 3 | DOB AMENDMENT 3 | 03 OCT 2016 |

0 4' - 0" 8' - 0" 16' - 0"

Discrepancies must be reported immediately to the Architect before proceeding. Only figured dimensions are to be used. Contractors must check all dimensions on site. This drawing is protected by copyright.

ALL DIMENSIONS ARE SHOWN IN IMPERIAL.

CONSULTANT:
AKF
ONE LIBERTY PLAZA, 165 BROADWAY, 22nd FLOOR
NEW YORK, NY 10006
T: 212.354.5656 F: 212.354.5668
Abuja | Boise | Mexico City | Minneapolis | New York
Philadelphia | Houston | Fairfax | Kachkaz | Sanford

PROJECT:

**217 WEST 57TH STREET**
NEW YORK, NY

DRAWING TITLE:

PLUMBING
79th and 80th FLOOR PLANS
(MFD-117th-118th FLOOR)

SEAL & SIGNATURE:

STATE OF NEW YORK
JAMES RUSSO DEPUTY
No. 075-15
LICENSED PROFESSIONAL ENGINEER

| | |
|---|---|
| DATE: | 08/10/15 |
| PROJECT No: | Y130747-000 |
| DRAWN: JRD | REV: 3 |
| CHK: JRD | |
| SCALE: 1/8" = 1'-0" | |
| DWG No: | **P-161.00** |
| DOB PAGE No: | 51 of 100 |

DOB EMPLOYEE STAMP:

DOB B-SCAN:

36" x 48" Arch E - SHEET SIZE
FILE NAME: C:\Revit Local Files\Y130747-000-AKF-BSL_MEP15-CENTRAL_ablanchta.rvt
PLOT DATE: 8/10/2015 5:18:43 PM

DEPT OF BLDGS 121263425 Job Number
E364410857 Scan Code

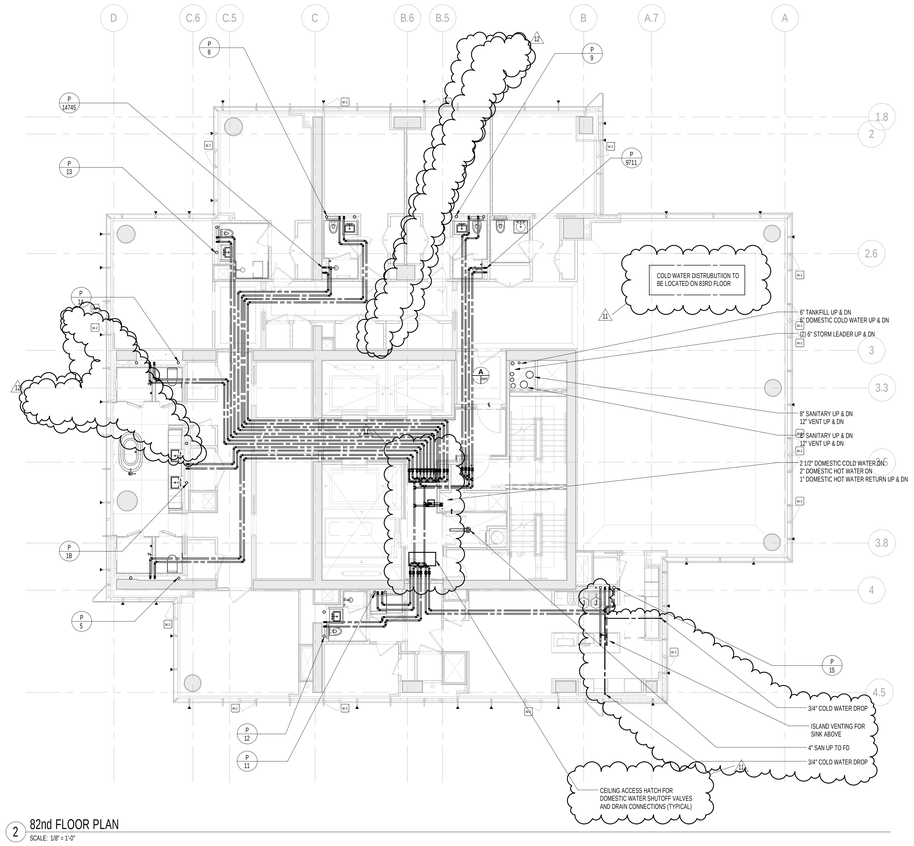


2 82nd FLOOR PLAN
SCALE: 1/8" = 1'-0"

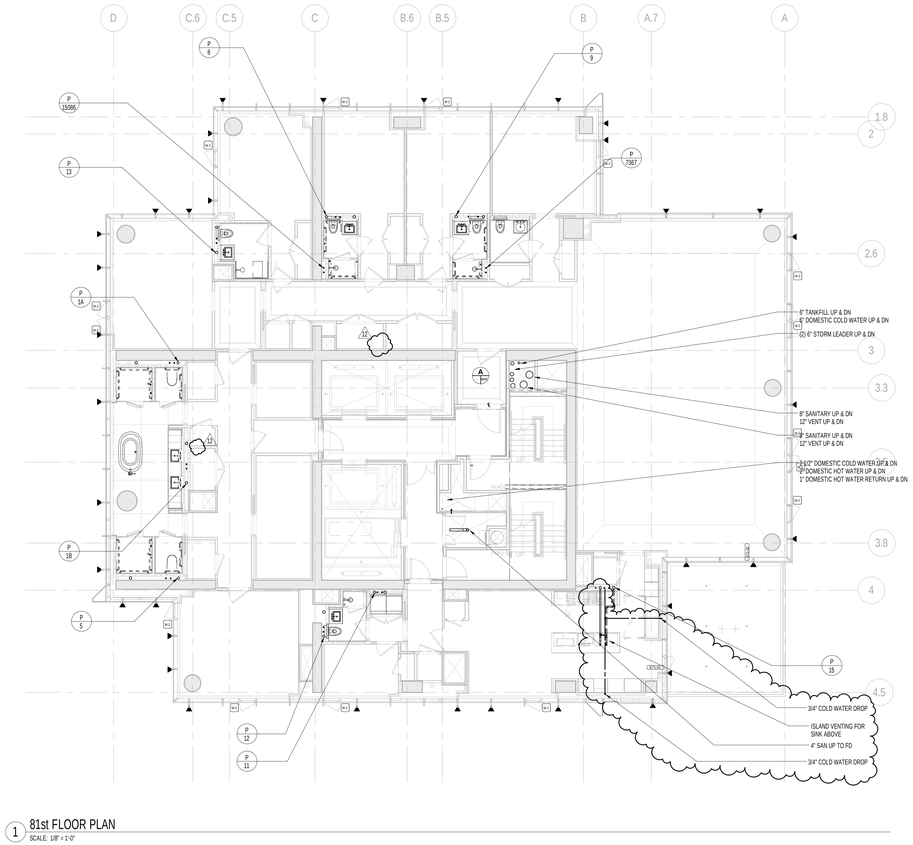


1 81st FLOOR PLAN
SCALE: 1/8" = 1'-0"

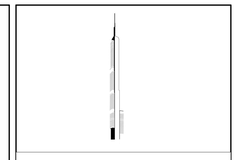

KEY PLAN:

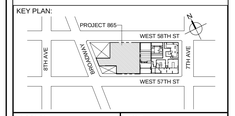


PROJECT NORTH

TRUE NORTH

DEVELOPER:
***EXTELL DEVELOPMENT COMPANY***
805 THIRD AVENUE, 7TH FLOOR
New York, NY 10022 USA
TEL: 212 712 6000 FAX: 212 712 6100

DESIGN ARCHITECT: Base Building Shell & Core
***ADRIAN SMITH + GORDON GILL ARCHITECTURE***
111 WEST MONROE STREET SUITE 2300
CHICAGO IL 60603
TEL: 312 920 1888 FAX: 312 920 1775

INTERIOR DESIGNER: Residential
***Rottet Architecture and Design Studio, PLLC***
298 Fifth Ave, 7th Floor
New York, NY 10001
TEL: 646 998 7000 FAX:

ARCHITECT OF RECORD:Base Building Shell, Core, & Residential
***AAI ARCHITECTS, P.C.***
401 Wellington St. W., 3rd Floor
Toronto, ON M5V 1E7 Canada
TEL: 416 967 1500 FAX: 416 967 7150

STRUCTURAL ENGINEERS:
***WSP CANTOR SEINUK***
228 EAST 45th Street
New York, NY 10017 USA
TEL: 212 687 9888 FAX: 646 487 5501

MEP ENGINEERS:
***AKF GROUP***
One Liberty Plaza, 165 Broadway, 22nd Floor
New York, NY 10006 USA
TEL: 212 354 5656 FAX: 212 354 5668

GEOTECHNICAL ENGINEERS:
***Langan Engineering & Environmental Services***
21 Penn Plaza - 360 West 31st Street, 8th Floor
New York, NY 10001-2727
TEL: 212 479 5400 FAX: 212 479 5444

CODE CONSULTANTS:
***Construction Consulting Associates***
100 Church Street
New York, NY 10007
TEL: 212 385 1818 FAX: 212 385 1911

CURTAINWALL CONSULTANT:
***AJLP Consulting***
40 Worth Street. Suite 826
New York, NY 10013
TEL: 212 757 5659 FAX: 646 219 8508

LANDMARK/PRESERVATION CONSULTANT:
***Jan Hird Pokorny Associates, Inc.***
39 West 37th Street, 12A
New York, NY 10018
TEL: 212 759 6462 FAX: 212 759 6540

| No. | DESCRIPTION | DATE |
|---|---|---|
| 1 | ISSUED FOR SCHEMATIC DESIGN | 04 APR 2014 |
| 2 | ISSUED FOR DESIGN DEVELOPMENT | 01 JUL 2014 |
| 3 | ISSUED FOR DESIGN DEVELOPMENT | 31 JUL 2014 |
| 4 | CD PROGRESS ISSUE 1 | 15 OCT 2014 |
| 5 | ISSUED FOR BID - PLUMBING | 15 OCT 2014 |
| 6 | DOB SUBMISSION | 19 DEC 2014 |
| 7 | CD PROGRESS ISSUE 3 | 09 MAR 2015 |
| 8 | CD PROGRESS ISSUE 5 | 10 AUG 2015 |
| 9 | DOB AMENDMENT 2 | 18 SEP 2015 |
| 10 | CD PROGRESS ISSUE 6 | 02 NOV 2015 |
| 11 | CD PROGRESS ISSUE 8 - GMP SET | 18 MAR 2016 |
| 12 | CD BULLETIN ISSUE 3 | 25 MAY 2016 |
| 13 | DOB AMENDMENT 3 | 03 OCT 2016 |

0 4' - 0" 8' - 0" 16' - 0"

Discrepancies must be reported immediately to the Architect before proceeding. Only figured dimensions are to be used. Contractors must check all dimensions on site. This drawing is protected by copyright.

ALL DIMENSIONS ARE SHOWN IN IMPERIAL.

CONSULTANT:
AKF
ONE LIBERTY PLAZA, 165 BROADWAY, 22nd FLOOR
NEW YORK, NY 10006
T: 212.354.5656 F: 212.354.5668
Philadelphia / Houston / Dallas / Cleveland / Stamford

PROJECT:
**217 WEST 57TH STREET**
NEW YORK, NY

DRAWING TITLE:
PLUMBING
81st and 82nd FLOOR PLANS
(MFD-119th-120th FLOOR)

SEAL & SIGNATURE:

| | |
|---|---|
| DATE: | 08/06/15 |
| PROJECT No: | Y130747-000 |
| DRAWN: JRD | REV: |
| CHK: JRD | 13 |
| SCALE: 1/8" = 1'-0" | |
| DWG No: | P-162.02 |
| DOB PAGE No: | 52 of 100 |

DOB EMPLOYEE STAMP:

DOB B-SCAN:

36" x 48" Arch E - SHEET SIZE
FILE NAME: C:\Revit Local Files\Y130747-000-AKF-MDS_MEP15-CENTRAL_sdimecha.rvt
PLOT DATE: 10/13/2015 5:12:12 PM

DEPT OF BLDGS 121282505 Job Number
ES0007137167 Scan Code

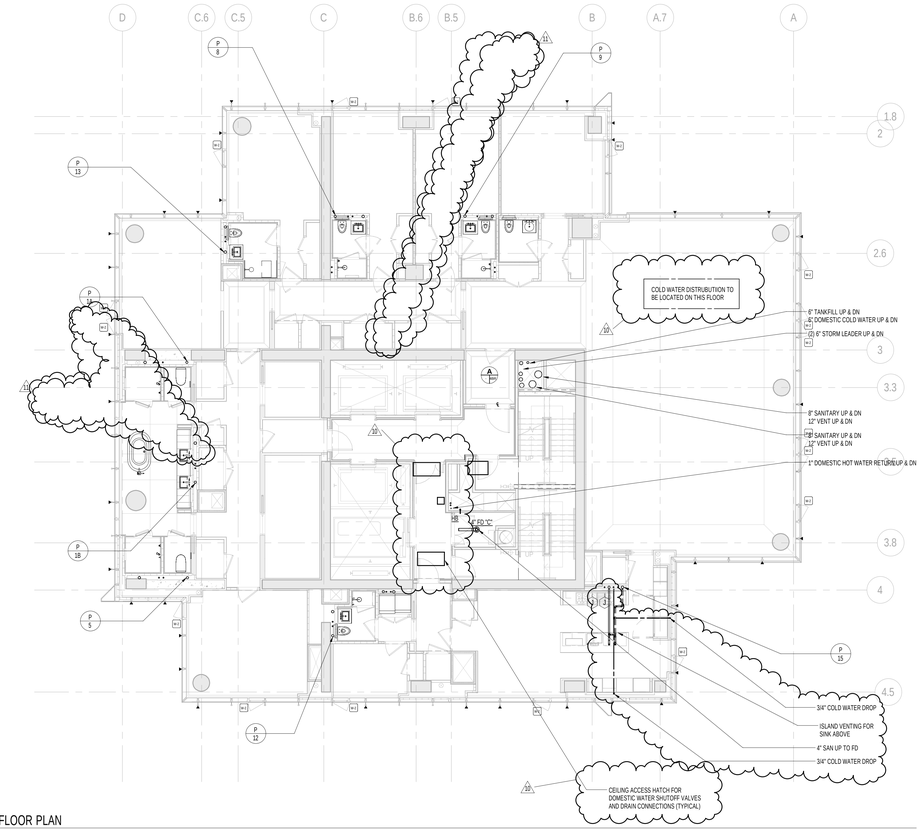


1 83rd FLOOR PLAN
SCALE: 1/8" = 1'-0"

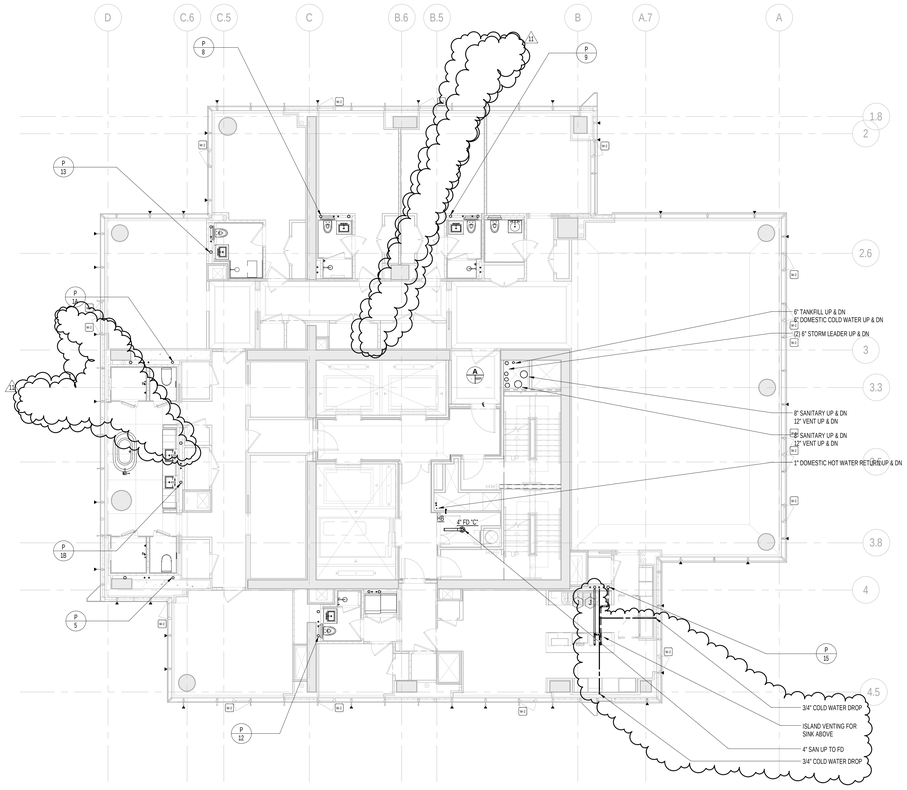


2 84th FLOOR PLAN
SCALE: 1/8" = 1'-0"

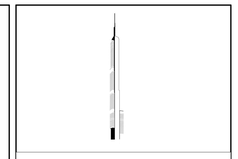

KEY PLAN:

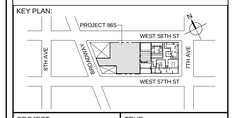


PROJECT NORTH

TRUE NORTH

DEVELOPER:
***EXTELL DEVELOPMENT COMPANY***
805 THIRD AVENUE, 7TH FLOOR
New York, NY 10022 USA
TEL: 212 712 6000 FAX: 212 712 6100

DESIGN ARCHITECT: Base Building Shell & Core
***ADRIAN SMITH + GORDON GILL ARCHITECTURE***
111 WEST MONROE STREET SUITE 2300
CHICAGO IL 60603
TEL: 312 920 1888 FAX: 312 920 1775

INTERIOR DESIGNER: Residential
***Rottet Architecture and Design Studio, PLLC***
298 Fifth Ave, 7th Floor
New York, NY 10001
TEL: 646 998 7000 FAX:

ARCHITECT OF RECORD:Base Building Shell, Core, & Residential
***AAI ARCHITECTS, P.C.***
401 Wellington St. W., 3rd Floor
Toronto, ON M5V 1E7 Canada
TEL: 416 967 1500 FAX: 416 967 7150

STRUCTURAL ENGINEERS:
***WSP CANTOR SEINUK***
228 EAST 45th Street
New York, NY 10017 USA
TEL: 212 687 9888 FAX: 646 487 5501

MEP ENGINEERS:
***AKF GROUP***
One Liberty Plaza, 165 Broadway, 22nd Floor
New York, NY 10006 USA
TEL: 212 354 5656 FAX: 212 354 5668

GEOTECHNICAL ENGINEERS:
***Langan Engineering & Environmental Services***
21 Penn Plaza - 360 West 31st Street, 8th Floor
New York, NY 10001-2727
TEL: 212 479 5400 FAX: 212 479 5444

CODE CONSULTANTS:
***Construction Consulting Associates***
100 Church Street
New York, NY 10007
TEL: 212 385 1818 FAX: 212 385 1911

CURTAINWALL CONSULTANT:
***AJLP Consulting***
40 Worth Street. Suite 826
New York, NY 10013
TEL: 212 757 5659 FAX: 646 219 8508

LANDMARK/PRESERVATION CONSULTANT:
***Jan Hird Pokorny Associates, Inc.***
39 West 37th Street, 12A
New York, NY 10018
TEL: 212 759 6462 FAX: 212 759 6540

| No. | DESCRIPTION | DATE |
|---|---|---|
| 1 | ISSUED FOR SCHEMATIC DESIGN | 04 APR 2014 |
| 2 | ISSUED FOR DESIGN DEVELOPMENT | 01 JUL 2014 |
| 3 | ISSUED FOR DESIGN DEVELOPMENT | 31 JUL 2014 |
| 4 | CD PROGRESS ISSUE 1 | 15 OCT 2014 |
| 5 | ISSUED FOR BID - PLUMBING | 15 OCT 2014 |
| 6 | DOB SUBMISSION | 19 DEC 2014 |
| 7 | CD PROGRESS ISSUE 3 | 09 MAR 2015 |
| 8 | DOB AMENDMENT 2 | 18 SEP 2015 |
| 9 | CD PROGRESS ISSUE 6 | 02 NOV 2015 |
| 10 | CD PROGRESS ISSUE 8 - GMP SET | 18 MAR 2016 |
| 11 | CD BULLETIN ISSUE 3 | 25 MAY 2016 |
| 12 | DOB AMENDMENT 3 | 03 OCT 2016 |

0 4' - 0" 8' - 0" 16' - 0"

Discrepancies must be reported immediately to the Architect before proceeding. Only figured dimensions are to be used. Contractors must check all dimensions on site. This drawing is protected by copyright.

ALL DIMENSIONS ARE SHOWN IN IMPERIAL.

CONSULTANT:
AKF
ONE LIBERTY PLAZA, 165 BROADWAY, 22nd FLOOR
NEW YORK, NY 10006
T: 212.354.5656 F: 212.354.5668
Atlanta / Boston / Mexico City / Minneapolis / New York
Philadelphia / Princeton / Portland / Rochester / Stamford

PROJECT:
**217 WEST 57TH STREET**
NEW YORK, NY

DRAWING TITLE:
PLUMBING
83rd and 84th FLOOR PLANS
(MFD-121st-122nd FLOOR)

SEAL & SIGNATURE:

| | |
|---|---|
| DATE: | 04/04/14 |
| PROJECT No: | Y130747-000 |
| DRAWN: JRD | REV: |
| CHK: JRD | 12 |
| SCALE: 1/8" = 1'-0" | |
| DWG No: | P-163.02 |
| DOB PAGE No: | 53 of 100 |

DOB EMPLOYEE STAMP:

DOB B-SCAN:

36" x 48" Arch E SHEET SIZE
FILE NAME: C:\Revit Local Files\Y130747-000-AKF-BSL_MEP15-CENTRAL_sbianchi.rvt
PLOT DATE: 10/7/2016 3:52:45 PM

DEPT OF BLDGS 121263426 Job Number
ES2V7R5F3 Scan Code

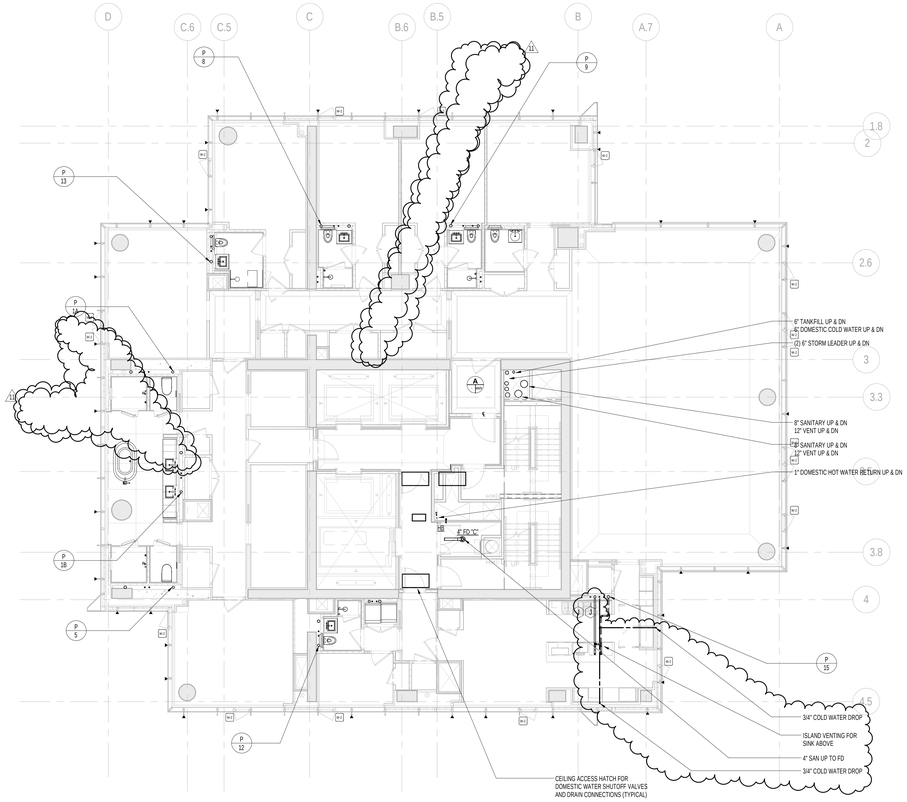


1 85th FLOOR PLAN
SCALE: 1/8" = 1'-0"

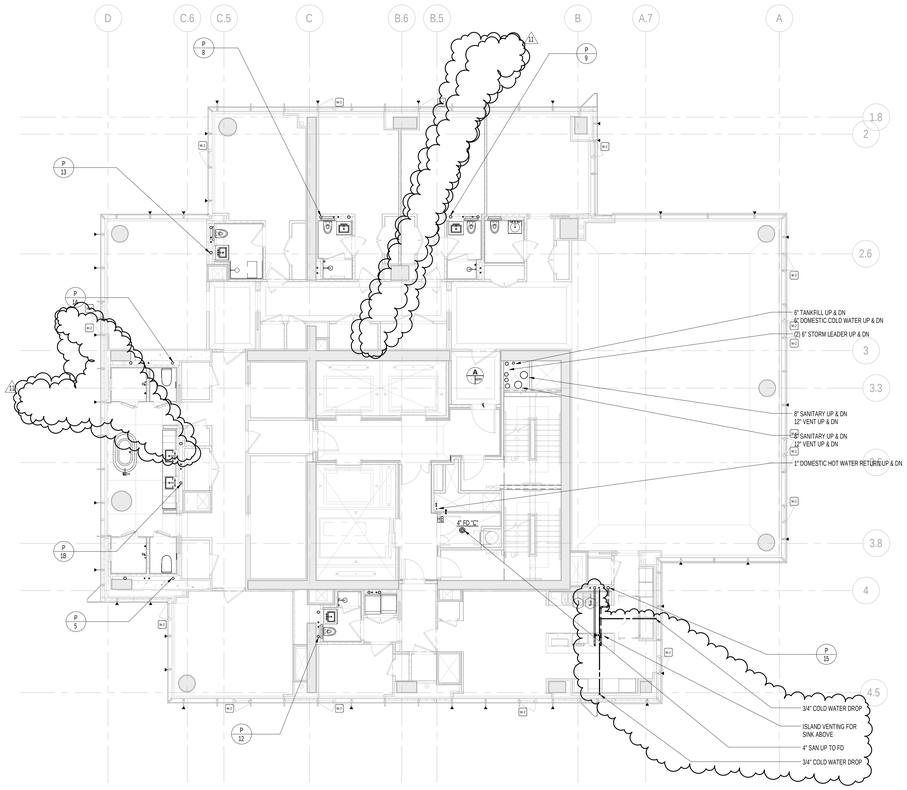


2 86th FLOOR PLAN
SCALE: 1/8" = 1'-0"

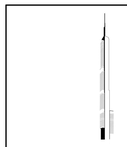

KEY PLAN:

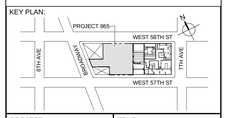


PROJECT NORTH

TRUE NORTH

DEVELOPER:
***EXTELL DEVELOPMENT COMPANY***
805 THIRD AVENUE, 7TH FLOOR
New York, NY 10022 USA
TEL: 212 712 6000 FAX: 212 712 6100

DESIGN ARCHITECT: Base Building Shell & Core
***ADRIAN SMITH + GORDON GILL ARCHITECTURE***
111 WEST MONROE STREET SUITE 2300
CHICAGO IL 60603
TEL: 312 920 1888 FAX: 312 920 1775

INTERIOR DESIGNER: Residential
***Rottet Architecture and Design Studio, PLLC***
298 Fifth Ave, 7th Floor
New York, NY 10001
TEL: 646 998 7000 FAX:

ARCHITECT OF RECORD:Base Building Shell, Core, & Residential
***AAI ARCHITECTS, P.C.***
401 Wellington St. W., 3rd Floor
Toronto, ON M5V 1E7 Canada
TEL: 416 967 1500 FAX: 416 967 7150

STRUCTURAL ENGINEERS:
***WSP CANTOR SEINUK***
228 EAST 45th Street
New York, NY 10017 USA
TEL: 212 687 9888 FAX: 646 487 5501

MEP ENGINEERS:
***AKF GROUP***
One Liberty Plaza, 165 Broadway, 22nd Floor
New York, NY 10006 USA
TEL: 212 354 5656 FAX: 212 354 5668

GEOTECHNICAL ENGINEERS:
***Langan Engineering & Environmental Services***
21 Penn Plaza - 360 West 31st Street, 8th Floor
New York, NY 10001-2727
TEL: 212 479 5400 FAX: 212 479 5444

CODE CONSULTANTS:
***Construction Consulting Associates***
100 Church Street
New York, NY 10007
TEL: 212 385 1818 FAX: 212 385 1911

CURTAINWALL CONSULTANT:
***AJLP Consulting***
40 Worth Street, Suite 826
New York, NY 10013
TEL: 212 757 5659 FAX: 646 219 8508

LANDMARK/PRESERVATION CONSULTANT:
***Jan Hird Pokorny Associates, Inc.***
39 West 37th Street, 12A
New York, NY 10018
TEL: 212 759 6462 FAX: 212 759 6540

| No. | DESCRIPTION | DATE |
|---|---|---|
| 1 | ISSUED FOR SCHEMATIC DESIGN | 04 APR 2014 |
| 2 | ISSUED FOR DESIGN DEVELOPMENT | 01 JUL 2014 |
| 3 | ISSUED FOR DESIGN DEVELOPMENT | 31 JUL 2014 |
| 4 | CD PROGRESS ISSUE 1 | 15 OCT 2014 |
| 5 | ISSUED FOR BID - PLUMBING | 15 OCT 2014 |
| 6 | DOB SUBMISSION | 19 DEC 2014 |
| 7 | CD PROGRESS ISSUE 3 | 09 MAR 2015 |
| 8 | DOB AMENDMENT 2 | 18 SEP 2015 |
| 9 | CD PROGRESS ISSUE 6 | 02 NOV 2015 |
| 10 | CD PROGRESS ISSUE 8 - GMP SET | 18 MAR 2016 |
| 11 | CD BULLETIN ISSUE 3 | 25 MAY 2016 |
| 12 | DOB AMENDMENT 3 | 03 OCT 2016 |

0 4' - 0" 8' - 0" 16' - 0"

Discrepancies must be reported immediately to the Architect before proceeding. Only figured dimensions are to be used. Contractors must check all dimensions on site. This drawing is protected by copyright.

ALL DIMENSIONS ARE SHOWN IN IMPERIAL.

CONSULTANT:
AKF
ONE LIBERTY PLAZA, 165 BROADWAY, 22nd FLOOR
NEW YORK, NY 10006
T: 212.354.5656 F: 212.354.5668
Arlington | Boston | Mexico City | Minneapolis | New York
Philadelphia | Princeton | Dublin | Hyderabad | Mumbai

PROJECT:

**217 WEST 57TH STREET**
NEW YORK, NY

DRAWING TITLE:

PLUMBING
85th and 86th FLOOR PLANS
(MFD-123rd-124th FLOOR)

SEAL & SIGNATURE:

STATE OF NEW YORK · JAN HIRD POKORNY · 035 · REGISTERED PROFESSIONAL ENGINEER

| | |
|---|---|
| DATE: | 04/04/14 |
| PROJECT No: | Y130747-000 |
| DRAWN: JRD | REV: |
| CHK: JRD | 12 |
| SCALE: 1/8" = 1'-0" | |
| DWG No: | P-164.02 |
| DOB PAGE No: | 54 of 100 |

DOB EMPLOYEE STAMP:

DOB B-SCAN:

36" x 48" Arch E - SHEET SIZE
FILE NAME: C:\Users\Local Files\Y130747-000-AKF-865_MEP15-CENTRAL_85thWORK.rvt
PLOT DATE: 10/20/2016 2:24:11 PM

DEPT OF BLDGS 121263425 Job Number
E352526397 Scan Code

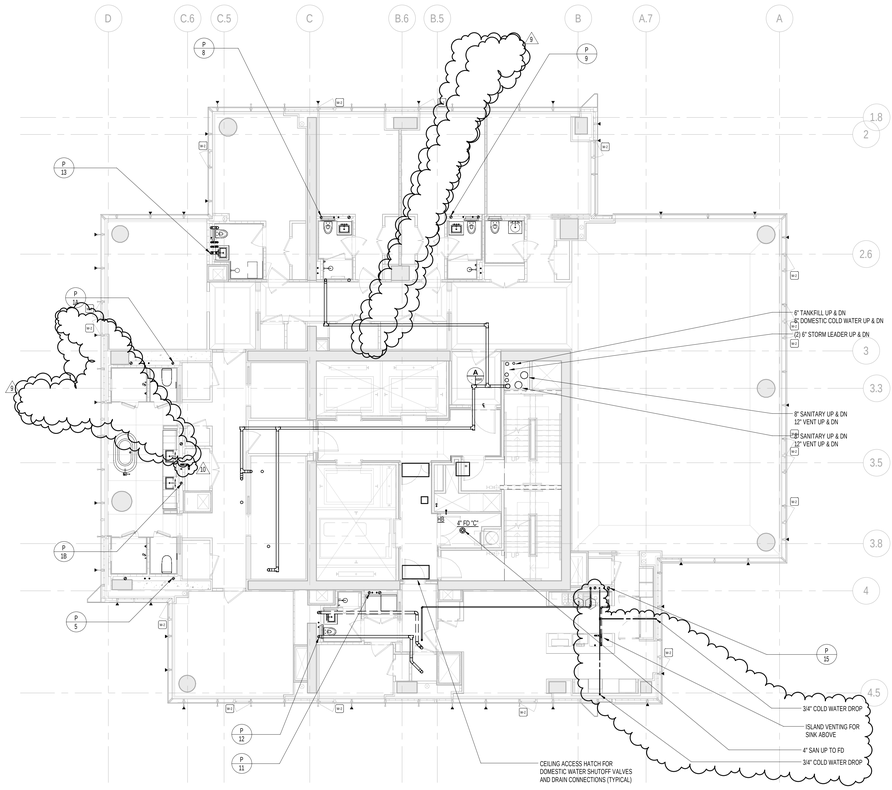


2 88th FLOOR PLAN
SCALE: 1/8" = 1'-0"

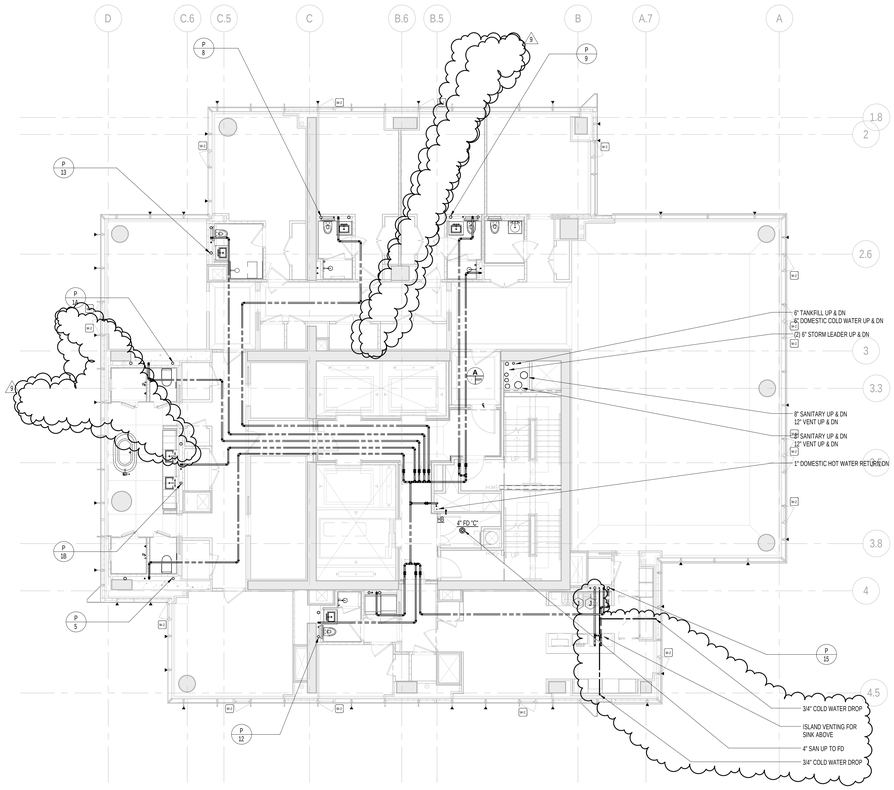


1 87th FLOOR PLAN
SCALE: 1/8" = 1'-0"

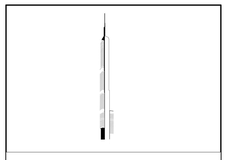

KEY PLAN:

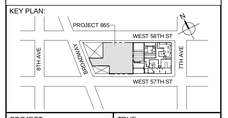


PROJECT NORTH

TRUE NORTH

DEVELOPER:
***EXTELL DEVELOPMENT COMPANY***
805 THIRD AVENUE, 7TH FLOOR
New York, NY 10022 USA
TEL: 212 712 6000 FAX: 212 712 6100

DESIGN ARCHITECT: Base Building Shell & Core
***ADRIAN SMITH + GORDON GILL ARCHITECTURE***
111 WEST MONROE STREET SUITE 2300
CHICAGO IL 60603
TEL: 312 920 1888 FAX: 312 920 1775

INTERIOR DESIGNER: Residential
***Rottet Architecture and Design Studio, PLLC***
298 Fifth Ave, 7th Floor
New York, NY 10001
TEL: 646 998 7000 FAX:

ARCHITECT OF RECORD:Base Building Shell, Core, & Residential
***AAI ARCHITECTS, P.C.***
401 Wellington St. W., 3rd Floor
Toronto, ON M5V 1E7 Canada
TEL: 416 967 1500 FAX: 416 967 7150

STRUCTURAL ENGINEERS:
***WSP CANTOR SEINUK***
228 EAST 45th Street
New York, NY 10017 USA
TEL: 212 687 9888 FAX: 646 487 5501

MEP ENGINEERS:
***AKF GROUP***
One Liberty Plaza, 165 Broadway, 22nd Floor
New York, NY 10006 USA
TEL: 212 354 5656 FAX: 212 354 5668

GEOTECHNICAL ENGINEERS:
***Langan Engineering & Environmental Services***
21 Penn Plaza - 360 West 31st Street, 8th Floor
New York, NY 10001-2727
TEL: 212 479 5400 FAX: 212 479 5444

CODE CONSULTANTS:
***Construction Consulting Associates***
100 Church Street
New York, NY 10007
TEL: 212 385 1818 FAX: 212 385 1911

CURTAINWALL CONSULTANT:
***AJLP Consulting***
40 Worth Street, Suite 826
New York, NY 10013
TEL: 212 757 5659 FAX: 646 219 8508

LANDMARK/PRESERVATION CONSULTANT:
***Jan Hird Pokorny Associates, Inc.***
39 West 37th Street, 12A
New York, NY 10018
TEL: 212 759 6462 FAX: 212 759 6540

| No. | DESCRIPTION | DATE |
|---|---|---|
| 1 | CD PROGRESS ISSUE 1 | 15 OCT 2014 |
| 2 | ISSUED FOR BID - PLUMBING | 15 OCT 2014 |
| 3 | DOB SUBMISSION | 19 DEC 2014 |
| 4 | CD PROGRESS ISSUE 3 | 09 MAR 2015 |
| 5 | CD PROGRESS ISSUE 5 | 10 AUG 2015 |
| 6 | DOB AMENDMENT 2 | 18 SEP 2015 |
| 7 | CD PROGRESS ISSUE 6 | 02 NOV 2015 |
| 8 | CD PROGRESS ISSUE 8 - GMP SET | 18 MAR 2016 |
| 9 | CD BULLETIN ISSUE 3 | 25 MAY 2016 |
| 10 | CD BULLETIN ISSUE 7 | 14 SEPT 2016 |
| 11 | DOB AMENDMENT 3 | 03 OCT 2016 |

0 4' - 0" 8' - 0" 16' - 0"

Discrepancies must be reported immediately to the Architect before proceeding. Only figured dimensions are to be used. Contractors must check all dimensions on site. This drawing is protected by copyright.

ALL DIMENSIONS ARE SHOWN IN IMPERIAL.

CONSULTANT:
A|K F
ONE LIBERTY PLAZA, 165 BROADWAY, 22nd FLOOR
NEW YORK, NY 10006
T: 212.354.5656 F: 212.354.5668
Arlington | Boston | Mexico City | Minneapolis | New York
Philadelphia | Princeton | Seattle | Washington | Zurich

PROJECT:

**217 WEST 57TH STREET**
NEW YORK, NY

DRAWING TITLE:

PLUMBING
87th and 88th FLOOR PLANS
(MFD-125th-126th FLOOR)

SEAL & SIGNATURE:

STATE OF NEW YORK · JAMES RICHARD DOWNS · No. 075135 · LICENSED PROFESSIONAL ENGINEER

| | |
|---|---|
| DATE: | 10/15/14 |
| PROJECT No: | Y130747-000 |
| DRAWN: JRD | REV: |
| CHK: JRD | 11 |
| SCALE: 1/8" = 1'-0" | |
| DWG No: | P-165.02 |
| DOB PAGE No: | 55 of 100 |

DOB EMPLOYEE STAMP:

DOB B-SCAN:

36" x 48" Arch E SHEET SIZE
FILE NAME: C:\Revit Local Files\Y130747-000-AAF-865_MEP15-CENTRAL_ridaarchitect.rvt
PLOT DATE: 10/15/2016 5:35:35 PM

DEPT OF BLDGS 121206505 Job Number
E381058916 Scan Code

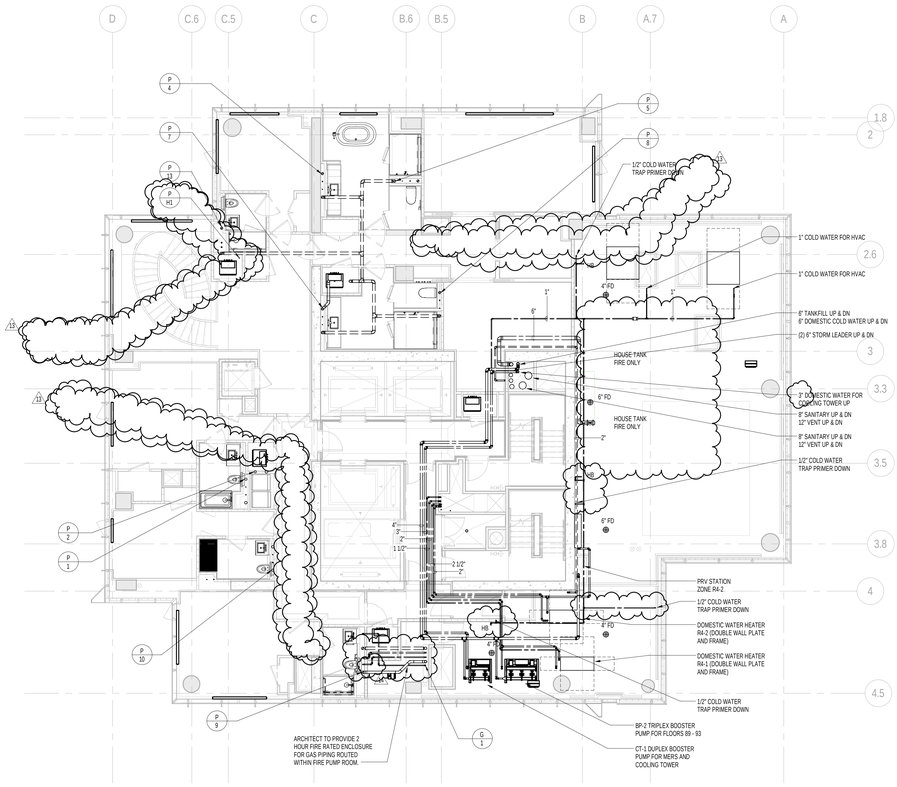


2 90th FLOOR PLAN
SCALE: 1/8" = 1'-0"

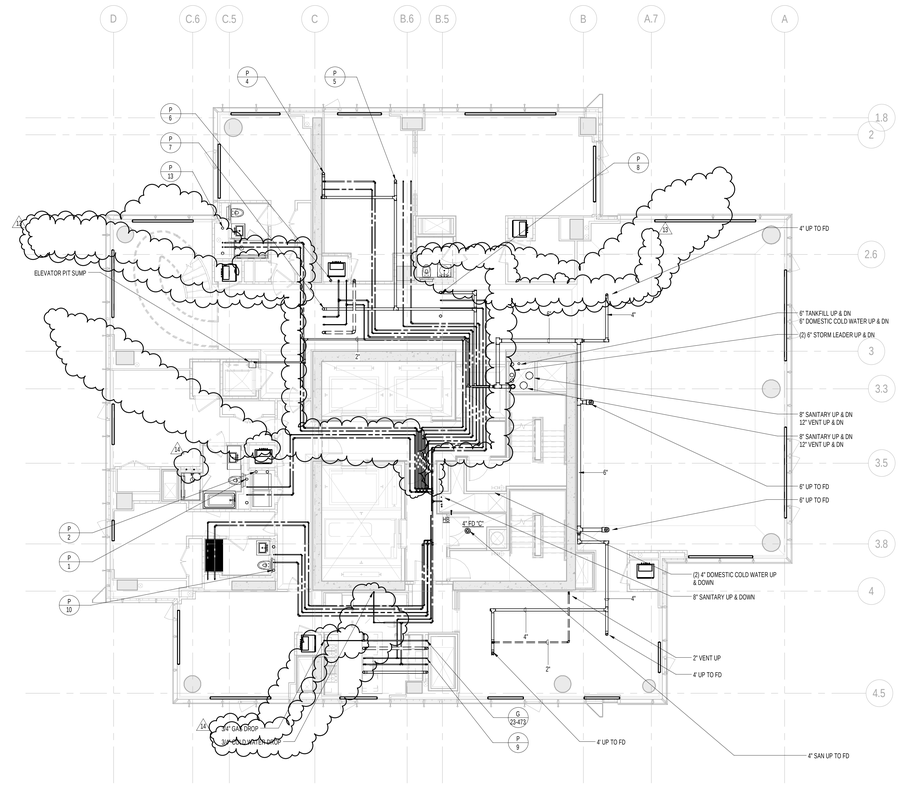


1 89th FLOOR PLAN
SCALE: 1/8" = 1'-0"

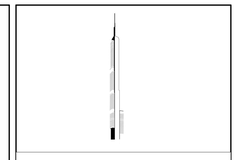

KEY PLAN:

PROJECT NORTH

TRUE NORTH

DEVELOPER:
***EXTELL DEVELOPMENT COMPANY***
805 THIRD AVENUE, 7TH FLOOR
New York, NY 10022 USA
TEL: 212 712 6000 FAX: 212 712 6100

DESIGN ARCHITECT: Base Building Shell & Core
***ADRIAN SMITH + GORDON GILL ARCHITECTURE***
111 WEST MONROE STREET SUITE 2300
CHICAGO IL 60603
TEL: 312 920 1888 FAX: 312 920 1775

INTERIOR DESIGNER: Residential
***Rottet Architecture and Design Studio, PLLC***
298 Fifth Ave, 7th Floor
New York, NY 10001
TEL: 646 998 7000 FAX:

ARCHITECT OF RECORD:Base Building Shell, Core, & Residential
***AAI ARCHITECTS, P.C.***
401 Wellington St. W., 3rd Floor
Toronto, ON M5V 1E7 Canada
TEL: 416 967 1500 FAX: 416 967 7150

STRUCTURAL ENGINEERS:
***WSP CANTOR SEINUK***
228 EAST 45th Street
New York, NY 10017 USA
TEL: 212 687 9888 FAX: 646 487 5501

MEP ENGINEERS:
***AKF GROUP***
One Liberty Plaza, 165 Broadway, 22nd Floor
New York, NY 10006 USA
TEL: 212 354 5656 FAX: 212 354 5668

GEOTECHNICAL ENGINEERS:
***Langan Engineering & Environmental Services***
21 Penn Plaza - 360 West 31st Street, 8th Floor
New York, NY 10001-2727
TEL: 212 479 5400 FAX: 212 479 5444

CODE CONSULTANTS:
***Construction Consulting Associates***
100 Church Street
New York, NY 10007
TEL: 212 385 1818 FAX: 212 385 1911

CURTAINWALL CONSULTANT:
***AJLP Consulting***
40 Worth Street. Suite 826
New York, NY 10013
TEL: 212 757 5659 FAX: 646 219 8508

LANDMARK/PRESERVATION CONSULTANT:
***Jan Hird Pokorny Associates, Inc.***
39 West 37th Street, 12A
New York, NY 10018
TEL: 212 759 6462 FAX: 212 759 6540

| No. | DESCRIPTION | DATE |
|---|---|---|
| 1 | ISSUED FOR SCHEMATIC DESIGN | 04 APR 2014 |
| 2 | ISSUED FOR DESIGN DEVELOPMENT | 01 JUL 2014 |
| 3 | ISSUED FOR DESIGN DEVELOPMENT | 31 JUL 2014 |
| 4 | CD PROGRESS ISSUE 1 | 15 OCT 2014 |
| 5 | ISSUED FOR BID - PLUMBING | 15 OCT 2014 |
| 6 | DOB SUBMISSION | 19 DEC 2014 |
| 7 | CD PROGRESS ISSUE 3 | 09 MAR 2015 |
| 8 | CD PROGRESS ISSUE 5 | 10 AUG 2015 |
| 9 | DOB AMENDMENT 2 | 18 SEP 2015 |
| 10 | CD PROGRESS ISSUE 6 | 02 NOV 2015 |
| 11 | CD PROGRESS ISSUE 7 | 29 JAN 2016 |
| 12 | CD PROGRESS ISSUE 8 - GMP SET | 18 MAR 2016 |
| 13 | CD BULLETIN ISSUE 3 | 25 MAY 2016 |
| 14 | CD BULLETIN ISSUE 7 | 14 SEPT 2016 |
| 15 | DOB AMENDMENT 3 | 03 OCT 2016 |

0 4' - 0" 8' - 0" 16' - 0"

Discrepancies must be reported immediately to the Architect before proceeding. Only figured dimensions are to be used. Contractors must check all dimensions on site. This drawing is protected by copyright.

ALL DIMENSIONS ARE SHOWN IN IMPERIAL.

CONSULTANT:
AKF
ONE LIBERTY PLAZA, 165 BROADWAY, 22nd FLOOR
NEW YORK, NY 10006
T: 212.354.5656 F: 212.354.5668
Atlanta • Dallas • Miami Gulf • Philadelphia • New York
Plumbing • Fire Protection • Fire Alarm • Electrical • Telecom

PROJECT:

**217 WEST 57TH STREET**
NEW YORK, NY

DRAWING TITLE:

PLUMBING
89th and 90th FLOOR PLANS
(MFD-127th-128th FLOOR)

SEAL & SIGNATURE:

STATE OF NEW YORK · MICHAEL J. DOYLE · PE-075136 · LICENSED PROFESSIONAL ENGINEER

| | |
|---|---|
| DATE: | 04/04/14 |
| PROJECT No: | Y130747-000 |
| DRAWN: JRD | REV: 15 |
| CHK: JRD | |
| SCALE: 1/8" = 1'-0" | |
| DWG No: | **P-166.02** |
| DOB PAGE No: | 56 of 100 |

DOB EMPLOYEE STAMP:

DOB B-SCAN:

36" x 48" Arch E - SHEET SIZE
FILE NAME: C:\Revit Local Files\Y130747-000-AAF-865_MEP15-CENTRAL_ddarchuk.rvt
PLOT DATE: 10/19/2016 1:29:25 PM

DEPT OF BLDGS 121206205 Job Number
E533113629X Scan Code

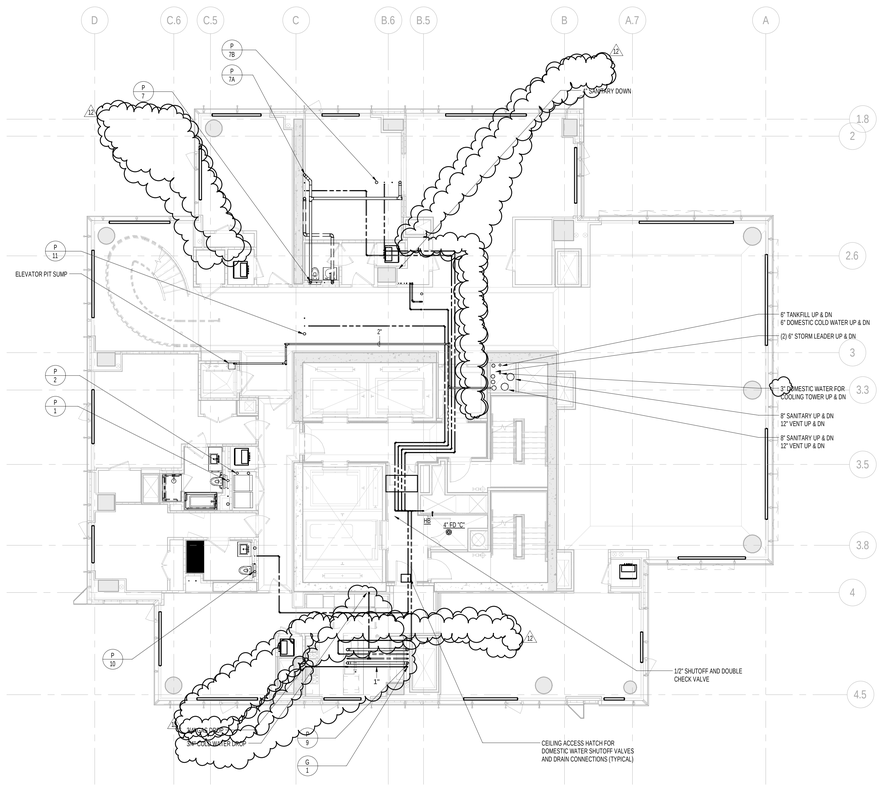


2 91st FLOOR PLAN
SCALE: 1/8" = 1'-0"

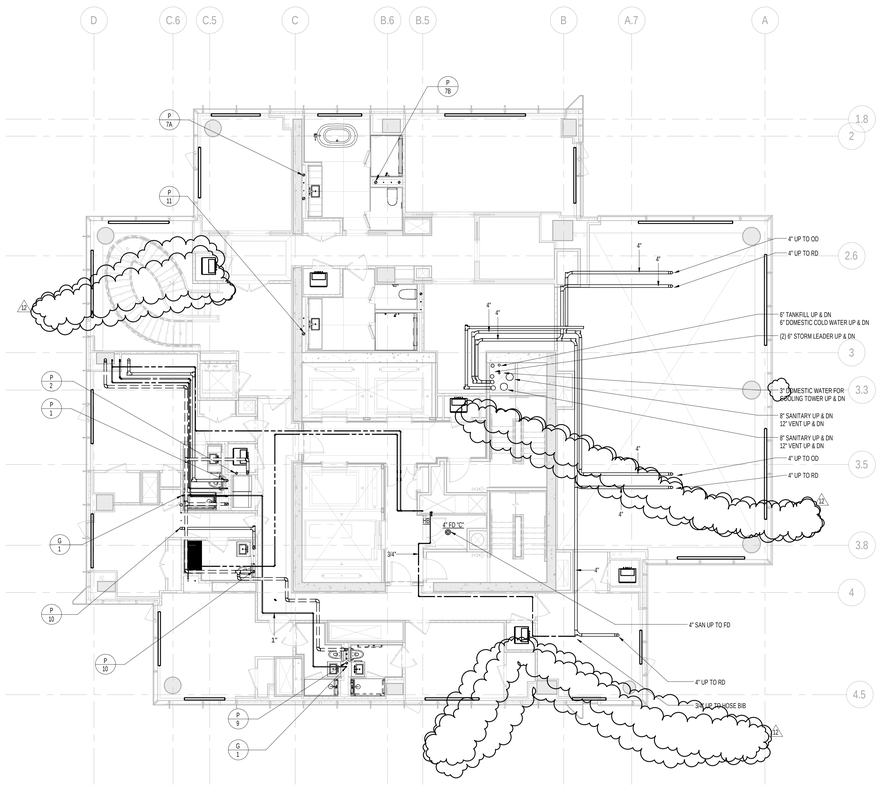


1 92nd FLOOR PLAN
SCALE: 1/8" = 1'-0"

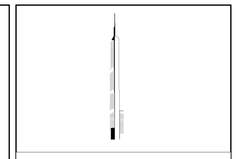

KEY PLAN:

PROJECT NORTH

TRUE NORTH

DEVELOPER:
***EXTELL DEVELOPMENT COMPANY***
805 THIRD AVENUE, 7TH FLOOR
New York, NY 10022 USA
TEL: 212 712 6000 FAX: 212 712 6100

DESIGN ARCHITECT: Base Building Shell & Core
***ADRIAN SMITH + GORDON GILL ARCHITECTURE***
111 WEST MONROE STREET SUITE 2300
CHICAGO IL 60603
TEL: 312 920 1888 FAX: 312 920 1775

INTERIOR DESIGNER: Residential
***Rottet Architecture and Design Studio, PLLC***
298 Fifth Ave, 7th Floor
New York, NY 10001
TEL: 646 998 7000 FAX:

ARCHITECT OF RECORD:Base Building Shell, Core, & Residential
***AAI ARCHITECTS, P.C.***
401 Wellington St. W., 3rd Floor
Toronto, ON M5V 1E7 Canada
TEL: 416 967 1500 FAX: 416 967 7150

STRUCTURAL ENGINEERS:
***WSP CANTOR SEINUK***
228 EAST 45th Street
New York, NY 10017 USA
TEL: 212 687 9888 FAX: 646 487 5501

MEP ENGINEERS:
***AKF GROUP***
One Liberty Plaza, 165 Broadway, 22nd Floor
New York, NY 10006 USA
TEL: 212 354 5656 FAX: 212 354 5668

GEOTECHNICAL ENGINEERS:
***Langan Engineering & Environmental Services***
21 Penn Plaza - 360 West 31st Street, 8th Floor
New York, NY 10001-2727
TEL: 212 479 5400 FAX: 212 479 5444

CODE CONSULTANTS:
***Construction Consulting Associates***
100 Church Street
New York, NY 10007
TEL: 212 385 1818 FAX: 212 385 1911

CURTAINWALL CONSULTANT:
***AJLP Consulting***
40 Worth Street. Suite 826
New York, NY 10013
TEL: 212 757 5659 FAX: 646 219 8508

LANDMARK/PRESERVATION CONSULTANT:
***Jan Hird Pokorny Associates, Inc.***
39 West 37th Street, 12A
New York, NY 10018
TEL: 212 759 6462 FAX: 212 759 6540

| No. | DESCRIPTION | DATE |
|---|---|---|
| 1 | ISSUED FOR SCHEMATIC DESIGN | 04 APR 2014 |
| 2 | ISSUED FOR DESIGN DEVELOPMENT | 01 JUL 2014 |
| 3 | ISSUED FOR DESIGN DEVELOPMENT | 31 JUL 2014 |
| 4 | CD PROGRESS ISSUE 1 | 15 OCT 2014 |
| 5 | ISSUED FOR BID - PLUMBING | 15 OCT 2014 |
| 6 | DOB SUBMISSION | 19 DEC 2014 |
| 7 | CD PROGRESS ISSUE 3 | 09 MAR 2015 |
| 8 | CD PROGRESS ISSUE 5 | 10 AUG 2015 |
| 9 | DOB AMENDMENT 2 | 18 SEP 2015 |
| 10 | CD PROGRESS ISSUE 6 | 02 NOV 2015 |
| 11 | CD PROGRESS ISSUE 8 - GMP SET | 18 MAR 2016 |
| 12 | CD BULLETIN ISSUE 3 | 25 MAY 2016 |
| 13 | CD BULLETIN ISSUE 7 | 14 SEPT 2016 |
| 14 | DOB AMENDMENT 3 | 03 OCT 2016 |

0 4'-0" 8'-0" 16'-0"

Discrepancies must be reported immediately to the Architect before proceeding. Only figured dimensions are to be used. Contractors must check all dimensions on site. This drawing is protected by copyright.

ALL DIMENSIONS ARE SHOWN IN IMPERIAL.

CONSULTANT:
AKF
ONE LIBERTY PLAZA, 165 BROADWAY, 22nd FLOOR
NEW YORK, NY 10006
T: 212.354.5656 F: 212.354.5668
Philadelphia • Washington • Dallas • Cincinnati • Seattle
Philadelphia • Washington • Dallas • Cincinnati • Seattle

PROJECT:

**217 WEST 57TH STREET**
NEW YORK, NY

DRAWING TITLE:

PLUMBING
91st and 92nd FLOOR PLANS
(MFD-129th-130th FLOOR)

SEAL & SIGNATURE:

| | |
|---|---|
| DATE: | 04/04/14 |
| PROJECT No: | Y130747-000 |
| DRAWN: JRD | REV: |
| CHK: JRD | 14 |
| SCALE: 1/8" = 1'-0" | |
| DWG No: | |
| **P-167.02** | |
| DOB PAGE No: | 57 of 100 |

DOB EMPLOYEE STAMP:

DOB B-SCAN:

36" x 48" Arch E - SHEET SIZE
FILE NAME: C:\Revit Local Files\Y130747-000-AKF-IBS_MEP15-CENTRAL_sdancha.rvt
PLOT DATE: 10/10/2016 5:11:16 PM

DEPT OF BLDGS 121253025 Job Number
E304535906 Scan Code

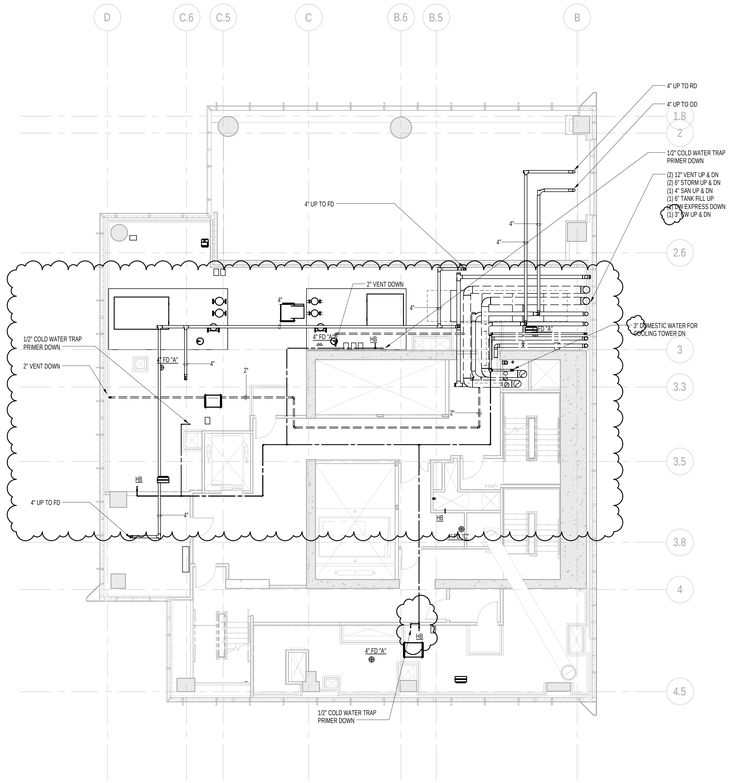


2 94th FLOOR PLAN
SCALE: 1/8" = 1'-0"

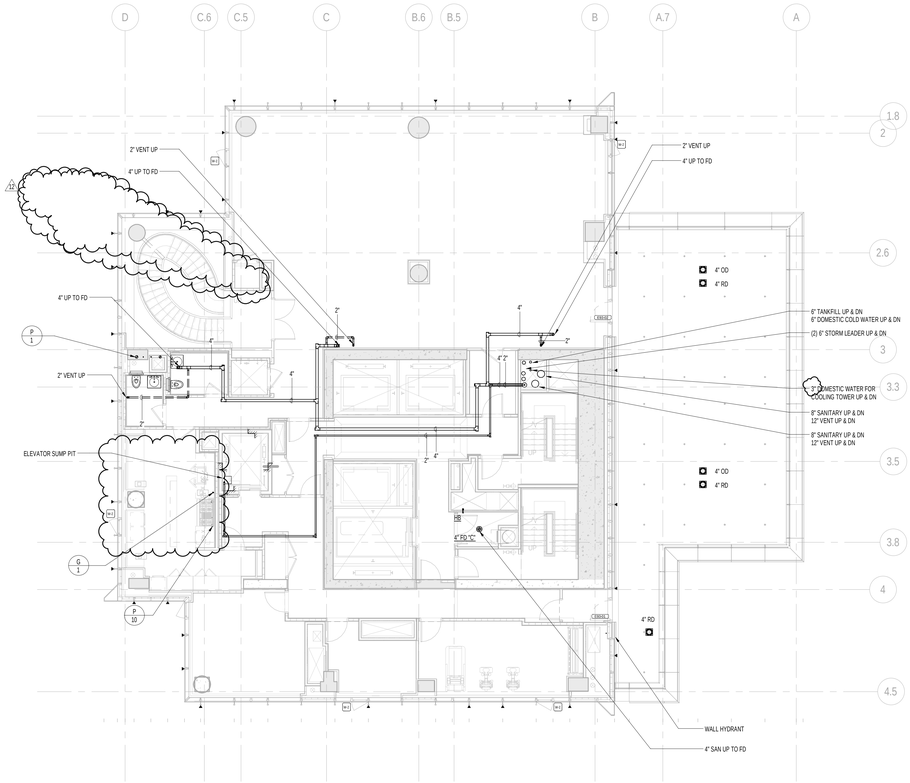


1 93rd FLOOR PLAN
SCALE: 1/8" = 1'-0"

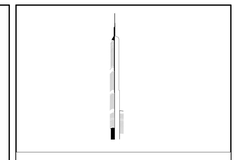

KEY PLAN:

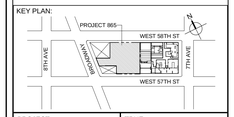


PROJECT NORTH

TRUE NORTH

DEVELOPER:
***EXTELL DEVELOPMENT COMPANY***
805 THIRD AVENUE, 7TH FLOOR
New York, NY 10022 USA
TEL: 212 712 6000 FAX: 212 712 6100

DESIGN ARCHITECT: Base Building Shell & Core
***ADRIAN SMITH + GORDON GILL ARCHITECTURE***
111 WEST MONROE STREET SUITE 2300
CHICAGO IL 60603
TEL: 312 920 1888 FAX: 312 920 1775

INTERIOR DESIGNER: Residential
***Rottet Architecture and Design Studio, PLLC***
298 Fifth Ave, 7th Floor
New York, NY 10001
TEL: 646 998 7000 FAX:

ARCHITECT OF RECORD:Base Building Shell, Core, & Residential
***AAI ARCHITECTS, P.C.***
401 Wellington St. W., 3rd Floor
Toronto, ON M5V 1E7 Canada
TEL: 416 967 1500 FAX: 416 967 7150

STRUCTURAL ENGINEERS:
***WSP CANTOR SEINUK***
228 EAST 45th Street
New York, NY 10017 USA
TEL: 212 687 9888 FAX: 646 487 5501

MEP ENGINEERS:
***AKF GROUP***
One Liberty Plaza, 165 Broadway, 22nd Floor
New York, NY 10006 USA
TEL: 212 354 5656 FAX: 212 354 5668

GEOTECHNICAL ENGINEERS:
***Langan Engineering & Environmental Services***
21 Penn Plaza - 360 West 31st Street, 8th Floor
New York, NY 10001-2727
TEL: 212 479 5400 FAX: 212 479 5444

CODE CONSULTANTS:
***Construction Consulting Associates***
100 Church Street
New York, NY 10007
TEL: 212 385 1818 FAX: 212 385 1911

CURTAINWALL CONSULTANT:
***AJLP Consulting***
40 Worth Street. Suite 826
New York, NY 10013
TEL: 212 757 5659 FAX: 646 219 8508

LANDMARK/PRESERVATION CONSULTANT:
***Jan Hird Pokorny Associates, Inc.***
39 West 37th Street, 12A
New York, NY 10018
TEL: 212 759 6462 FAX: 212 759 6540

| No. | DESCRIPTION | DATE |
|---|---|---|
| 1 | ISSUED FOR SCHEMATIC DESIGN | 04 APR 2014 |
| 2 | ISSUED FOR DESIGN DEVELOPMENT | 01 JUL 2014 |
| 3 | ISSUED FOR DESIGN DEVELOPMENT | 31 JUL 2014 |
| 4 | CD PROGRESS ISSUE 1 | 15 OCT 2014 |
| 5 | ISSUED FOR BID - PLUMBING | 15 OCT 2014 |
| 6 | DOB SUBMISSION | 19 DEC 2014 |
| 7 | CD PROGRESS ISSUE 3 | 06 MAR 2015 |
| 8 | CD PROGRESS ISSUE 5 | 10 AUG 2015 |
| 9 | DOB AMENDMENT 2 | 18 SEP 2015 |
| 10 | CD PROGRESS ISSUE 6 | 02 NOV 2015 |
| 11 | CD PROGRESS ISSUE 8 - GMP SET | 18 MAR 2016 |
| 12 | CD BULLETIN ISSUE 3 | 25 MAY 2016 |
| 13 | DOB AMENDMENT 3 | 03 OCT 2016 |

0 4'-0" 8'-0" 16'-0"

Discrepancies must be reported immediately to the Architect before proceeding. Only figured dimensions are to be used. Contractors must check all dimensions on site. This drawing is protected by copyright.

ALL DIMENSIONS ARE SHOWN IN IMPERIAL.

CONSULTANT:
AKF
ONE LIBERTY PLAZA, 165 BROADWAY, 22nd FLOOR
NEW YORK, NY 10006
T: 212.354.5656 F: 212.354.5668
Arlington / Denver / Mexico City / Minneapolis / New York
Philadelphia / Houston / Tonka / Toronto / Zapopan

PROJECT:
**217 WEST 57TH STREET**
NEW YORK, NY

DRAWING TITLE:
PLUMBING
93rd and 94th FLOOR PLANS
(MFD-131st-132nd FLOOR)

SEAL & SIGNATURE:
STATE OF NEW YORK · CHRISTOPHER D. MOORE · No. 075139 · LICENSED PROFESSIONAL ENGINEER

| | |
|---|---|
| DATE: | 04/04/14 |
| PROJECT No: | Y130747-000 |
| DRAWN: JRD | REV: |
| CHK: JRD | 13 |
| SCALE: 1/8" = 1'-0" | |
| DWG No: | |
| **P-168.02** | |
| DOB PAGE No: | 58 of 100 |

DOB EMPLOYEE STAMP:

DOB B-SCAN:

36" x 48" Arch E - SHEET SIZE
FILE NAME: C:\Revit Local Files\Y130747-000-AKF-865_MEP-01-CENTRAL_jdiaz@ma.rvt
PLOT DATE: 10/19/2016 5:52:49 PM

DEPT OF BLDGS 121282635 Job Number
E320456420025 Scan Code

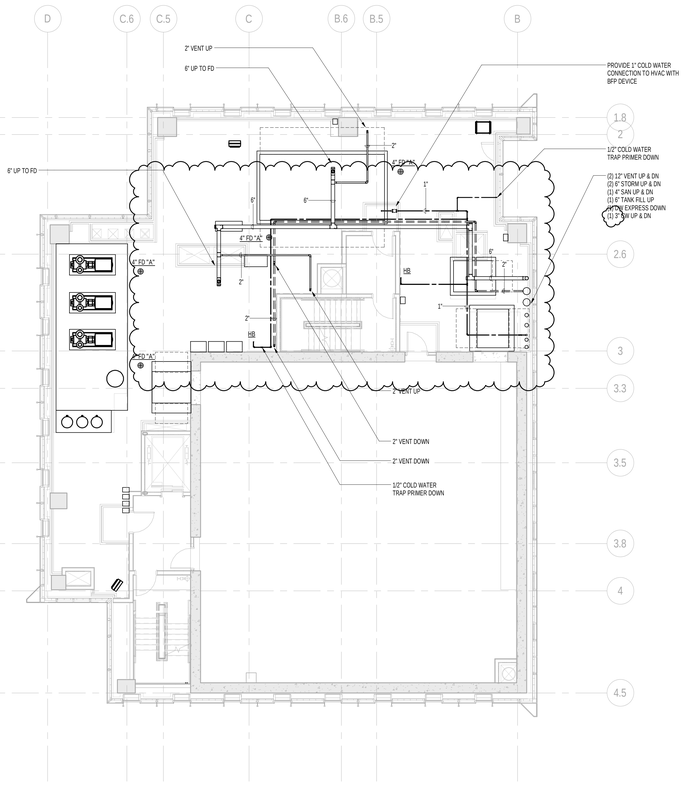


2 96th FLOOR PLAN
SCALE: 1/8" = 1'-0"

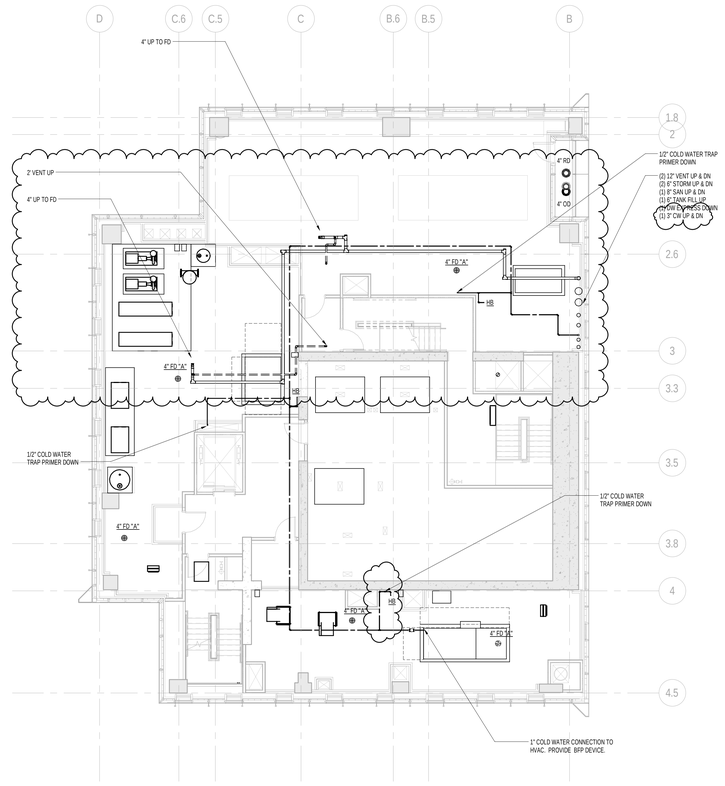


1 95th FLOOR PLAN
SCALE: 1/8" = 1'-0"

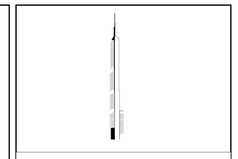

KEY PLAN:

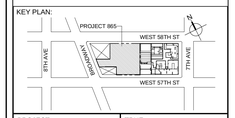


PROJECT NORTH

TRUE NORTH

DEVELOPER:
***EXTELL DEVELOPMENT COMPANY***
805 THIRD AVENUE, 7TH FLOOR
New York, NY 10022 USA
TEL: 212 712 6000 FAX: 212 712 6100

DESIGN ARCHITECT: Base Building Shell & Core
***ADRIAN SMITH + GORDON GILL ARCHITECTURE***
111 WEST MONROE STREET SUITE 2300
CHICAGO IL 60603
TEL: 312 920 1888 FAX: 312 920 1775

INTERIOR DESIGNER: Residential
***Rottet Architecture and Design Studio, PLLC***
298 Fifth Ave, 7th Floor
New York, NY 10001
TEL: 646 998 7000 FAX:

ARCHITECT OF RECORD:Base Building Shell, Core, & Residential
***AAI ARCHITECTS, P.C.***
401 Wellington St. W., 3rd Floor
Toronto, ON M5V 1E7 Canada
TEL: 416 967 1500 FAX: 416 967 7150

STRUCTURAL ENGINEERS:
***WSP CANTOR SEINUK***
228 EAST 45th Street
New York, NY 10017 USA
TEL: 212 687 9888 FAX: 646 487 5501

MEP ENGINEERS:
***AKF GROUP***
One Liberty Plaza, 165 Broadway, 22nd Floor
New York, NY 10006 USA
TEL: 212 354 5656 FAX: 212 354 5668

GEOTECHNICAL ENGINEERS:
***Langan Engineering & Environmental Services***
21 Penn Plaza - 360 West 31st Street, 8th Floor
New York, NY 10001-2727
TEL: 212 479 5400 FAX: 212 479 5444

CODE CONSULTANTS:
***Construction Consulting Associates***
100 Church Street
New York, NY 10007
TEL: 212 385 1818 FAX: 212 385 1911

CURTAINWALL CONSULTANT:
***AJLP Consulting***
40 Worth Street. Suite 826
New York, NY 10013
TEL: 212 757 5659 FAX: 646 219 8508

LANDMARK/PRESERVATION CONSULTANT:
***Jan Hird Pokorny Associates, Inc.***
39 West 37th Street, 12A
New York, NY 10018
TEL: 212 759 6462 FAX: 212 759 6540

| No. | DESCRIPTION | DATE |
|---|---|---|
| 1 | ISSUED FOR SCHEMATIC DESIGN | 04 APR 2014 |
| 2 | ISSUED FOR DESIGN DEVELOPMENT | 01 JUL 2014 |
| 3 | ISSUED FOR DESIGN DEVELOPMENT | 31 JUL 2014 |
| 4 | CD PROGRESS ISSUE 1 | 15 OCT 2014 |
| 5 | ISSUED FOR BID - PLUMBING | 15 OCT 2014 |
| 6 | DOB SUBMISSION | 19 DEC 2014 |
| 7 | CD PROGRESS ISSUE 5 | 10 AUG 2015 |
| 8 | DOB AMENDMENT 2 | 18 SEP 2015 |
| 9 | CD PROGRESS ISSUE 6 | 02 NOV 2015 |
| 10 | CD PROGRESS ISSUE 8 - GMP SET | 18 MAR 2016 |
| 11 | DOB AMENDMENT 3 | 03 OCT 2016 |

0 4' - 0" 8' - 0" 16' - 0"

Discrepancies must be reported immediately to the Architect before proceeding. Only figured dimensions are to be used. Contractors must check all dimensions on site. This drawing is protected by copyright.

ALL DIMENSIONS ARE SHOWN IN IMPERIAL.

CONSULTANT:
AKF
ONE LIBERTY PLAZA, 165 BROADWAY, 22nd FLOOR
NEW YORK, NY 10006
T: 212.354.5656 F: 212.354.5668
Arlington | Boston | Mexico City | Minneapolis | New York
Philadelphia | Princeton | Dublin | Hyderabad | Mumbai

PROJECT:

**217 WEST 57TH STREET**
NEW YORK, NY

DRAWING TITLE:

PLUMBING
95th and 96th FLOOR PLANS
(MFD-133rd-134th FLOOR)

SEAL & SIGNATURE:

STATE OF NEW YORK · JAMES R. DIPIETRO · 025-095-1 · LICENSED PROFESSIONAL ENGINEER

| | |
|---|---|
| DATE: | 04/04/14 |
| PROJECT No: | Y130747-000 |
| DRAWN: JRD | REV: 11 |
| CHK: JRD | |
| SCALE: 1/8" = 1'-0" | |
| DWG No: | **P-169.02** |
| DOB PAGE No: | 59 of 100 |

DOB EMPLOYEE STAMP:

DOB B-SCAN:

36" x 48" Arch E - SHEET SIZE
FILE NAME: C:\Revit Local Files\Y130747-000-AKF-865_MEP15-CENTRAL_sbaacha.rvt
PLOT DATE: 10/20/2016 3:53:54 PM

DEPT OF BLDGS 121263525 Job Number
E364261705 Scan Code

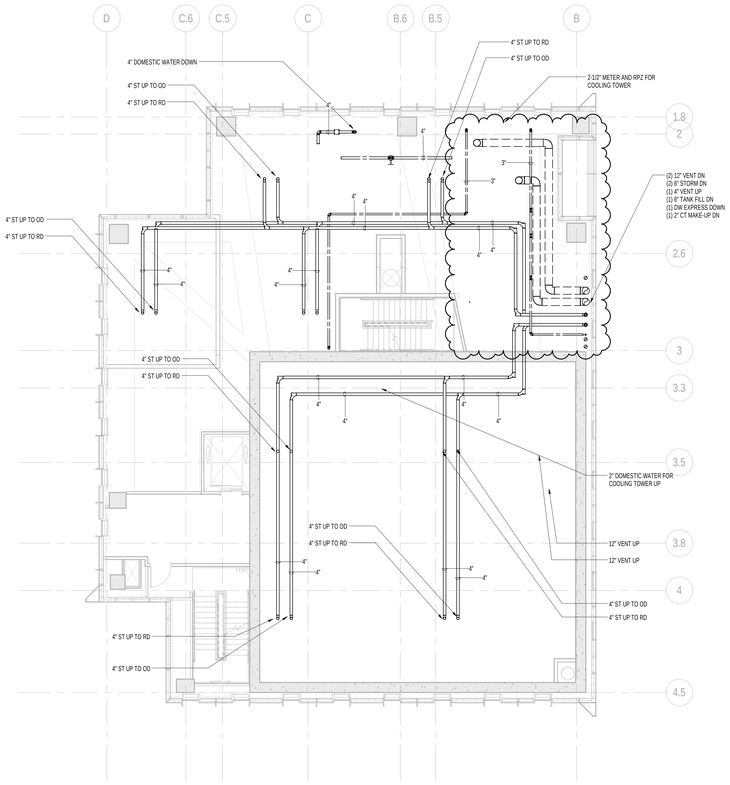


2 98th FLOOR PLAN
SCALE: 1/8" = 1'-0"

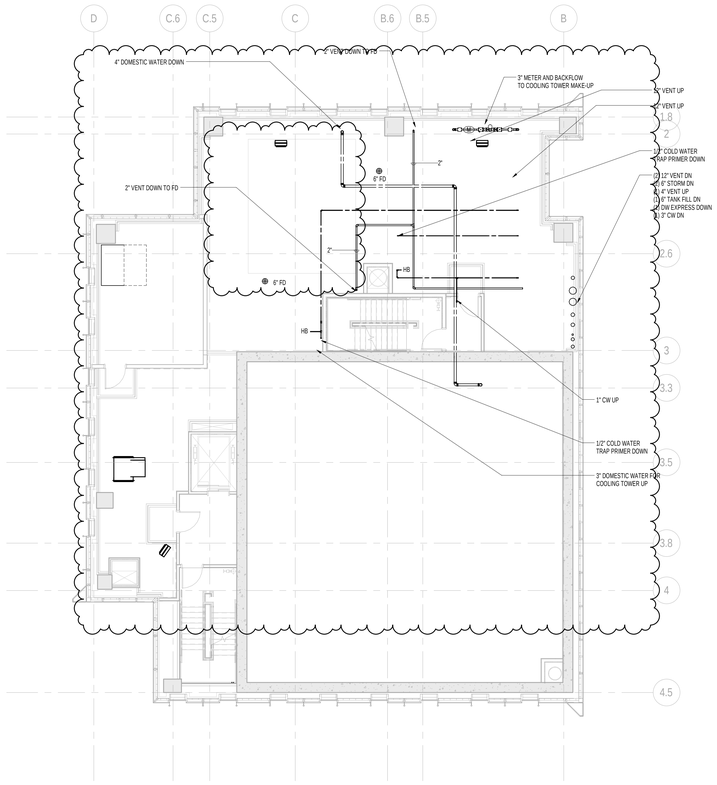


1 97th FLOOR PLAN
SCALE: 1/8" = 1'-0"

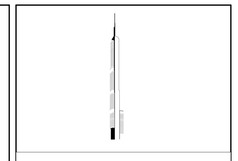

KEY PLAN:

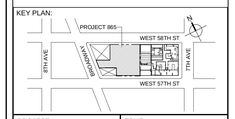


PROJECT NORTH

TRUE NORTH

DEVELOPER:
***EXTELL DEVELOPMENT COMPANY***
805 THIRD AVENUE, 7TH FLOOR
New York, NY 10022 USA
TEL: 212 712 6000 FAX: 212 712 6100

DESIGN ARCHITECT: Base Building Shell & Core
***ADRIAN SMITH + GORDON GILL ARCHITECTURE***
111 WEST MONROE STREET SUITE 2300
CHICAGO IL 60603
TEL: 312 920 1888 FAX: 312 920 1775

INTERIOR DESIGNER: Residential
***Rottet Architecture and Design Studio, PLLC***
298 Fifth Ave, 7th Floor
New York, NY 10001
TEL: 646 998 7000 FAX:

ARCHITECT OF RECORD:Base Building Shell, Core, & Residential
***AAI ARCHITECTS, P.C.***
401 Wellington St. W., 3rd Floor
Toronto, ON M5V 1E7 Canada
TEL: 416 967 1500 FAX: 416 967 7150

STRUCTURAL ENGINEERS:
***WSP CANTOR SEINUK***
228 EAST 45th Street
New York, NY 10017 USA
TEL: 212 687 9888 FAX: 646 487 5501

MEP ENGINEERS:
***AKF GROUP***
One Liberty Plaza, 165 Broadway, 22nd Floor
New York, NY 10006 USA
TEL: 212 354 5656 FAX: 212 354 5668

GEOTECHNICAL ENGINEERS:
***Langan Engineering & Environmental Services***
21 Penn Plaza - 360 West 31st Street, 8th Floor
New York, NY 10001-2727
TEL: 212 479 5400 FAX: 212 479 5444

CODE CONSULTANTS:
***Construction Consulting Associates***
100 Church Street
New York, NY 10007
TEL: 212 385 1818 FAX: 212 385 1911

CURTAINWALL CONSULTANT:
***AJLP Consulting***
40 Worth Street. Suite 826
New York, NY 10013
TEL: 212 757 5659 FAX: 646 219 8508

LANDMARK/PRESERVATION CONSULTANT:
***Jan Hird Pokorny Associates, Inc.***
39 West 37th Street, 12A
New York, NY 10018
TEL: 212 759 6462 FAX: 212 759 6540

| No. | DESCRIPTION | DATE |
|---|---|---|
| 1 | ISSUED FOR SCHEMATIC DESIGN | 04 APR 2014 |
| 2 | ISSUED FOR DESIGN DEVELOPMENT | 01 JUL 2014 |
| 3 | ISSUED FOR DESIGN DEVELOPMENT | 31 JUL 2014 |
| 4 | CD PROGRESS ISSUE 1 | 15 OCT 2014 |
| 5 | ISSUED FOR BID - PLUMBING | 15 OCT 2014 |
| 6 | DOB SUBMISSION | 19 DEC 2014 |
| 7 | CD PROGRESS ISSUE 5 | 10 AUG 2015 |
| 8 | DOB AMENDMENT 2 | 18 SEP 2015 |
| 9 | CD PROGRESS ISSUE 6 | 02 NOV 2015 |
| 10 | CD PROGRESS ISSUE 7 | 29 JAN 2016 |
| 11 | CD PROGRESS ISSUE 8 - GMP SET | 18 MAR 2016 |
| 12 | DOB AMENDMENT 3 | 03 OCT 2016 |

0 4'-0" 8'-0" 16'-0"

Discrepancies must be reported immediately to the Architect before proceeding. Only figured dimensions are to be used. Contractors must check all dimensions on site. This drawing is protected by copyright.

ALL DIMENSIONS ARE SHOWN IN IMPERIAL.

CONSULTANT:
AKF
ONE LIBERTY PLAZA, 165 BROADWAY, 22nd FLOOR
NEW YORK, NY 10006
T: 212.354.5656 F: 212.354.5668
Arlington / Denver / Mexico City / Minneapolis / New York
Philadelphia / Pleasanton / Portland / Rochester / Stamford

PROJECT:

**217 WEST 57TH STREET**
NEW YORK, NY

DRAWING TITLE:

PLUMBING
97th and 98th FLOOR PLANS
(MFD-135th-136th FLOOR)

SEAL & SIGNATURE:

STATE OF NEW YORK
CHRISTOPHER D. MOSER
No. 075135
LICENSED PROFESSIONAL ENGINEER

| | |
|---|---|
| DATE: | 04/04/14 |
| PROJECT No: | Y130747-000 |
| DRAWN: JRD | REV: |
| CHK: JRD | 12 |
| SCALE: 1/8" = 1'-0" | |
| DWG No: | P-170.02 |
| DOB PAGE No: | 60 of 100 |

DOB EMPLOYEE STAMP:

DOB B-SCAN:

36" x 48" Arch E - SHEET SIZE
FILE NAME: C:\Users\Local Files\Y130747-000-AKF-865_MEP-15-CENTRAL_sblanchard.rvt
PLOT DATE: 10/19/2016 3:55:03 PM

DEPT OF BLDGS 121267025 Job Number
ES306843301 Scan Code

36" x 48" Arch E - SHEET SIZE

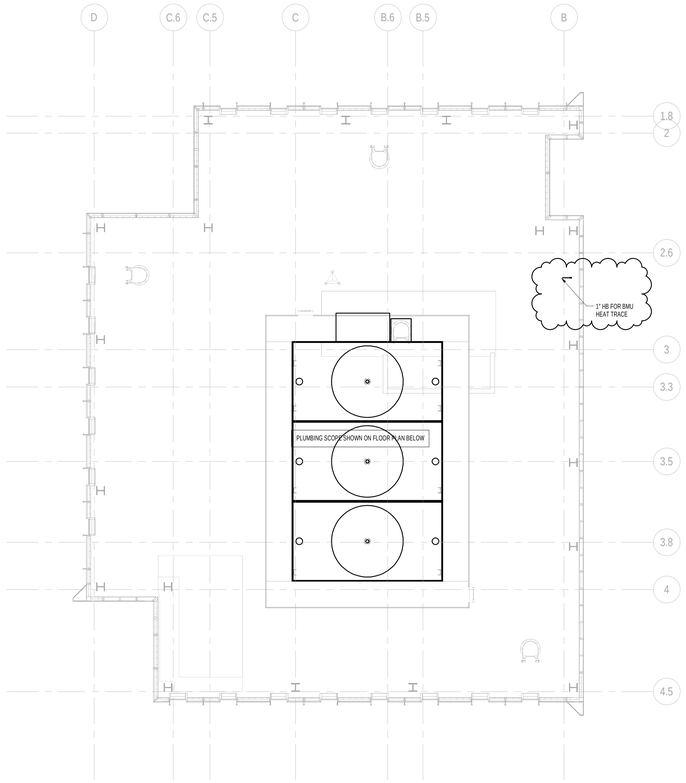


2 BMU FLOOR PLAN
SCALE: 1/8" = 1'-0"

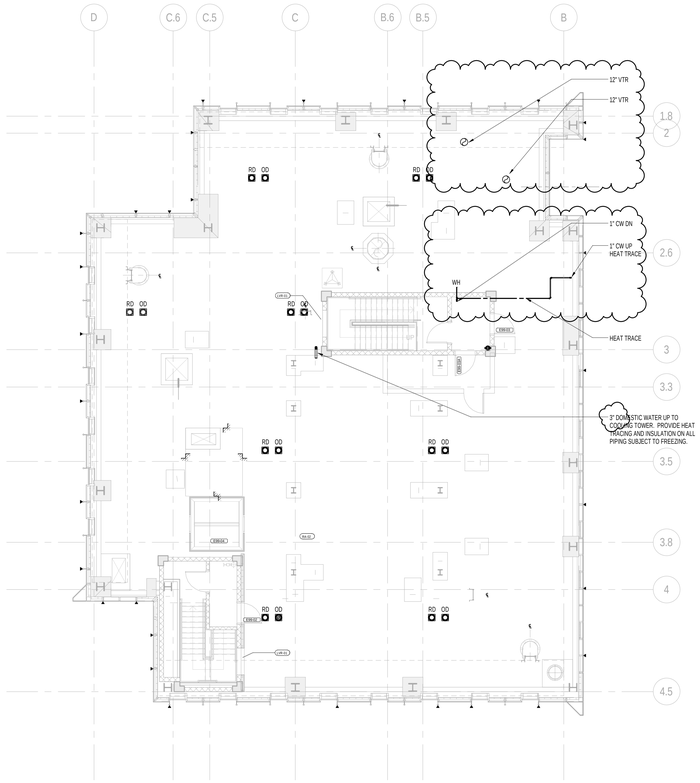


1 99th FLOOR PLAN
SCALE: 1/8" = 1'-0"



KEY PLAN:

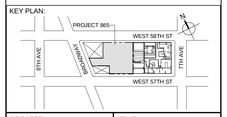


PROJECT NORTH

TRUE NORTH

DEVELOPER:
***EXTELL DEVELOPMENT COMPANY***
805 THIRD AVENUE, 7TH FLOOR
New York, NY 10022 USA
TEL: 212 712 6000 FAX: 212 712 6100

DESIGN ARCHITECT: Base Building Shell & Core
***ADRIAN SMITH + GORDON GILL ARCHITECTURE***
111 WEST MONROE STREET SUITE 2300
CHICAGO IL 60603
TEL: 312 920 1888 FAX: 312 920 1775

INTERIOR DESIGNER: Residential
***Rottet Architecture and Design Studio, PLLC***
298 Fifth Ave, 7th Floor
New York, NY 10001
TEL: 646 998 7000 FAX:

ARCHITECT OF RECORD:Base Building Shell, Core, & Residential
***AAI ARCHITECTS, P.C.***
401 Wellington St. W., 3rd Floor
Toronto, ON M5V 1E7 Canada
TEL: 416 967 1500 FAX: 416 967 7150

STRUCTURAL ENGINEERS:
***WSP CANTOR SEINUK***
228 EAST 45th Street
New York, NY 10017 USA
TEL: 212 687 9888 FAX: 646 487 5501

MEP ENGINEERS:
***AKF GROUP***
One Liberty Plaza, 165 Broadway, 22nd Floor
New York, NY 10006 USA
TEL: 212 354 5656 FAX: 212 354 5668

GEOTECHNICAL ENGINEERS:
***Langan Engineering & Environmental Services***
21 Penn Plaza - 360 West 31st Street, 8th Floor
New York, NY 10001-2727
TEL: 212 479 5400 FAX: 212 479 5444

CODE CONSULTANTS:
***Construction Consulting Associates***
100 Church Street
New York, NY 10007
TEL: 212 385 1818 FAX: 212 385 1911

CURTAINWALL CONSULTANT:
***AJLP Consulting***
40 Worth Street. Suite 826
New York, NY 10013
TEL: 212 757 5659 FAX: 646 219 8508

LANDMARK/PRESERVATION CONSULTANT:
***Jan Hird Pokorny Associates, Inc.***
39 West 37th Street, 12A
New York, NY 10018
TEL: 212 759 6462 FAX: 212 759 6540

| No. | DESCRIPTION | DATE |
|---|---|---|
| 1 | CD PROGRESS ISSUE 5 | 10 AUG 2015 |
| 2 | DOB AMENDMENT 2 | 18 SEP 2015 |
| 3 | CD PROGRESS ISSUE 6 | 02 NOV 2015 |
| 4 | CD PROGRESS ISSUE 8 - GMP SET | 18 MAR 2016 |
| 5 | DOB AMENDMENT 3 | 03 OCT 2016 |

0 4'-0" 8'-0" 16'-0"

Discrepancies must be reported immediately to the Architect before proceeding. Only figured dimensions are to be used. Contractors must check all dimensions on site. This drawing is protected by copyright.

ALL DIMENSIONS ARE SHOWN IN IMPERIAL.

CONSULTANT:
AKF
ONE LIBERTY PLAZA, 165 BROADWAY, 22nd FLOOR
NEW YORK, NY 10006
T: 212.354.5656 F: 212.354.5668
Arlington / Boston / Boston City / Minneapolis / New York
Philadelphia / Princeton / Tucson / Washington / Zurich

PROJECT:

**217 WEST 57TH STREET**
NEW YORK, NY

DRAWING TITLE:

PLUMBING
99th and BMU FLOOR PLANS
(MFD-137th FLOOR ROOF-COOLING TOWERS/BMU)

SEAL & SIGNATURE:

| | |
|---|---|
| DATE: | 04/04/14 |
| PROJECT No: | Y130747-000 |
| DRAWN: JRD | REV: |
| CHK: JRD | 5 |
| SCALE: 1/8" = 1'-0" | |
| DWG No: | |
| **P-171.02** | |
| DOB PAGE No: 61 of 100 | |

DOB EMPLOYEE STAMP:

DOB B-SCAN:

FILE NAME: C:\Revit Local Files\Y130747-000-AKF-865_MEP-15-CENTRAL_dsilencha.rvt
PLOT DATE: 10/19/2016 9:55:52 PM

36" x 48" Arch E -SHEET SIZE

DEPT OF BLDGS 121328205 Job Number
ES995890488 Scan Code

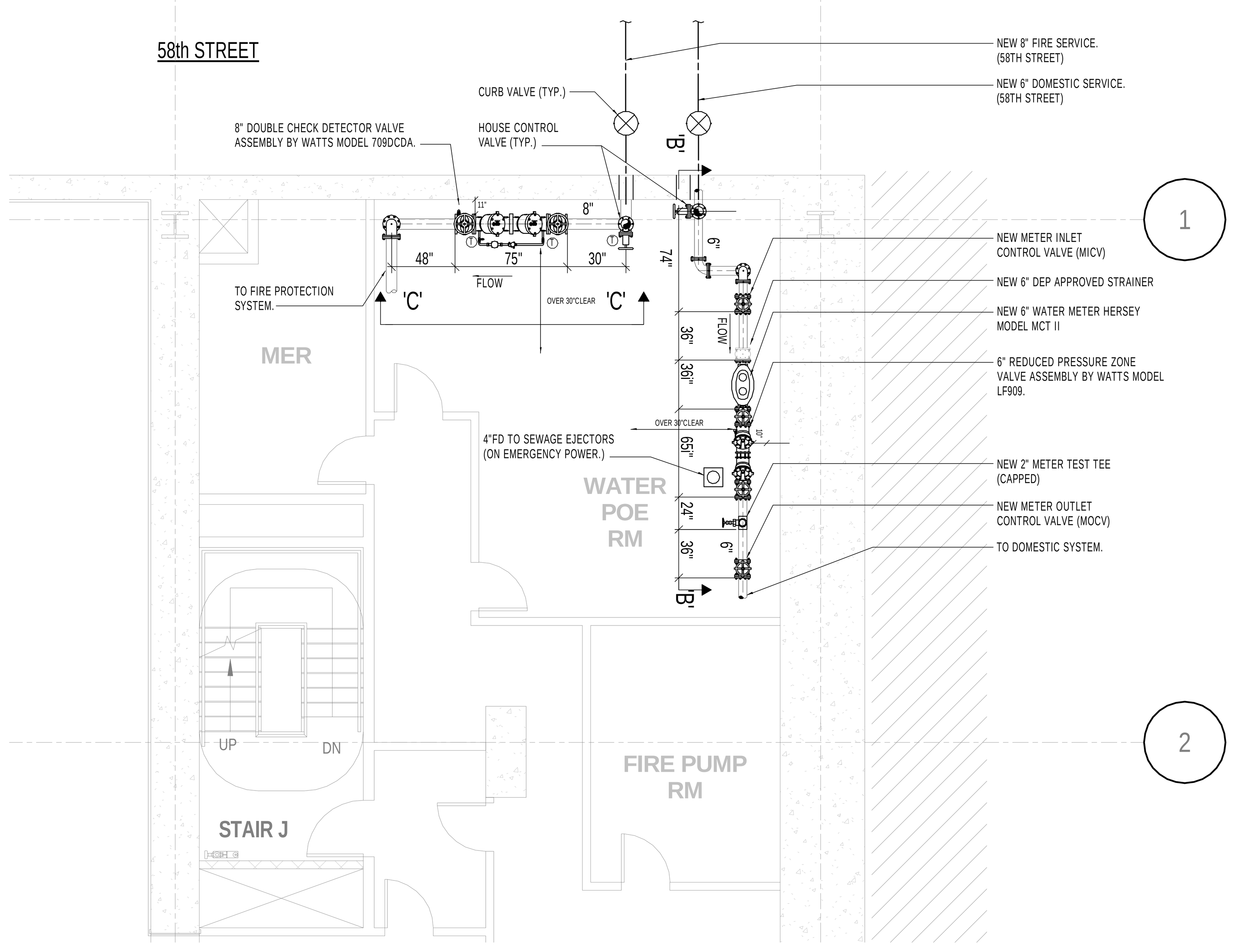


1 BACKFLOW PREVENTER - 58TH STREET - PLAN VIEW

SCALE: 1/8"=1'-0"

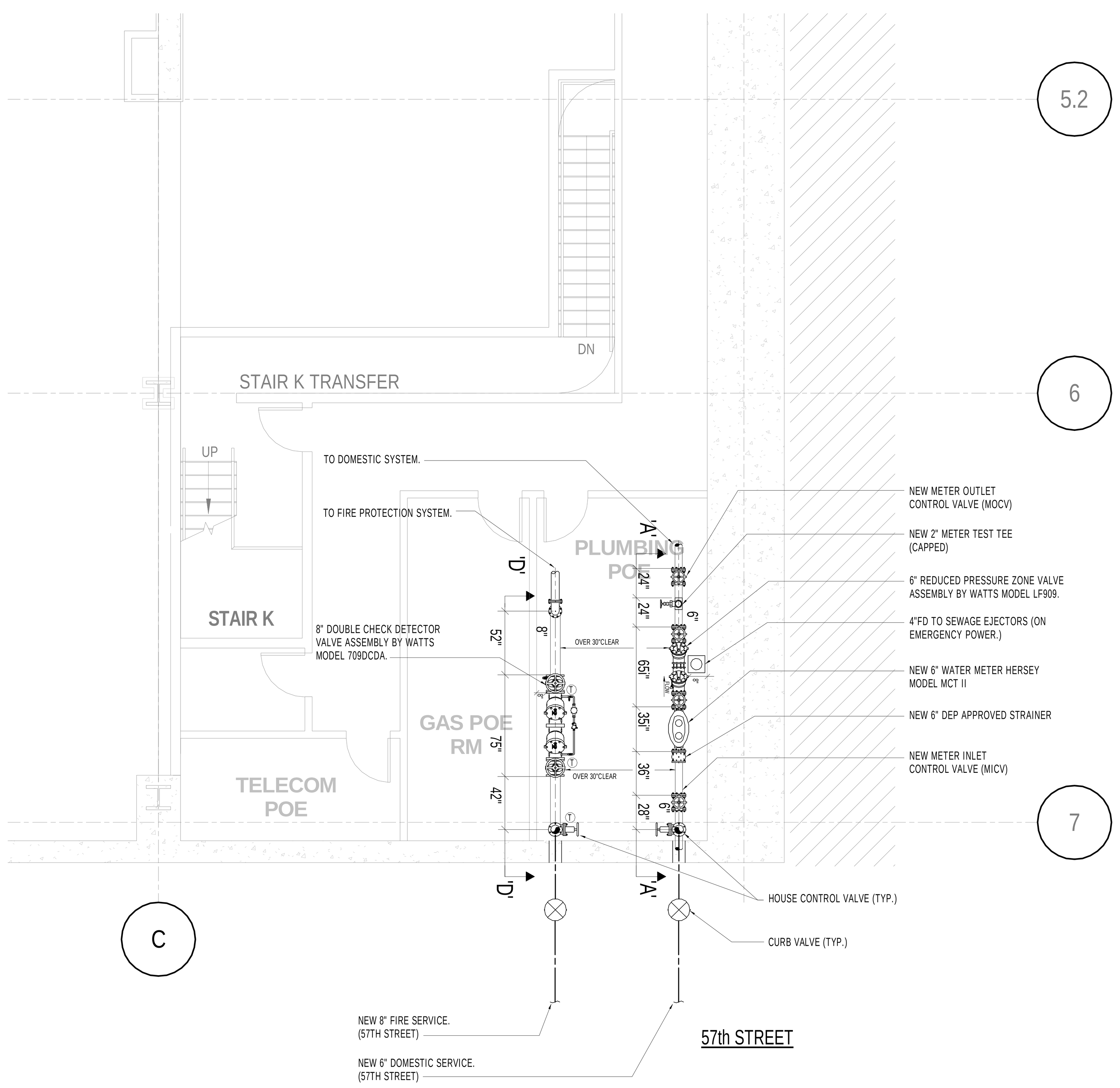


2 BACKFLOW PREVENTER - 57TH STREET - PLAN VIEW

SCALE: 1/8"=1'-0"

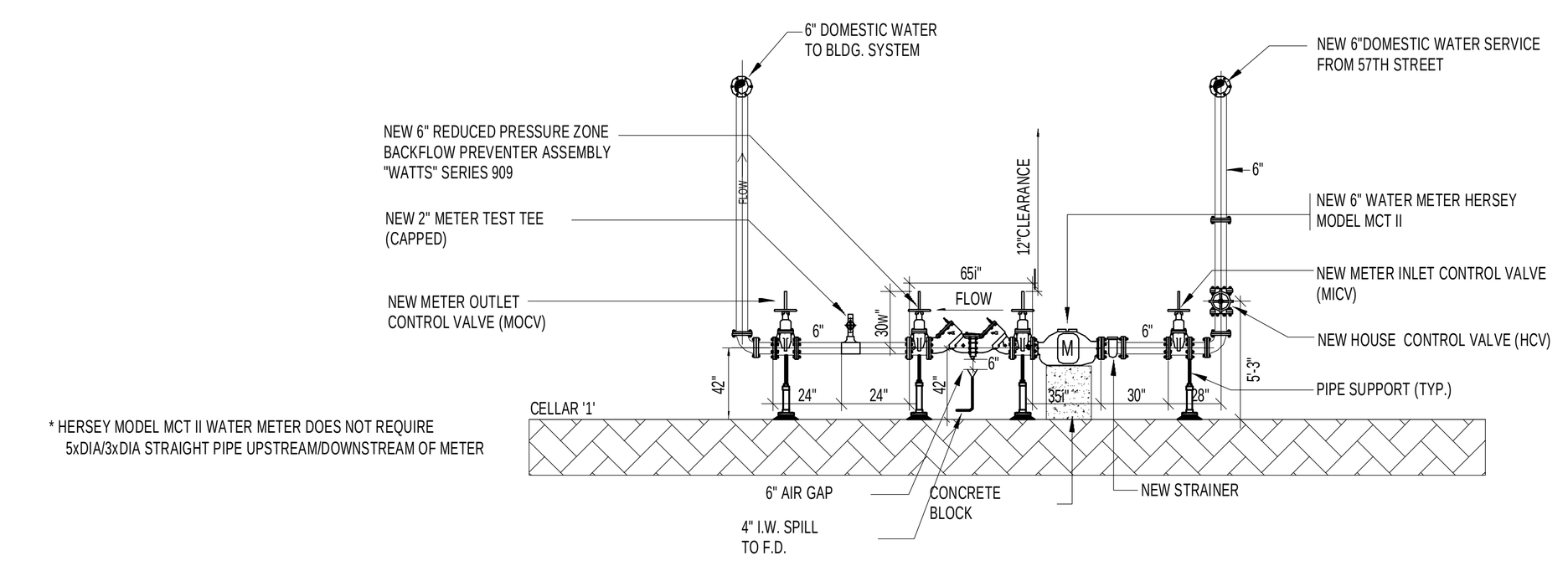


SECTION 'A-A' DOMESTIC WATER SERVICE - WEST 57TH ST

SCALE: 1/8"=1'-0"

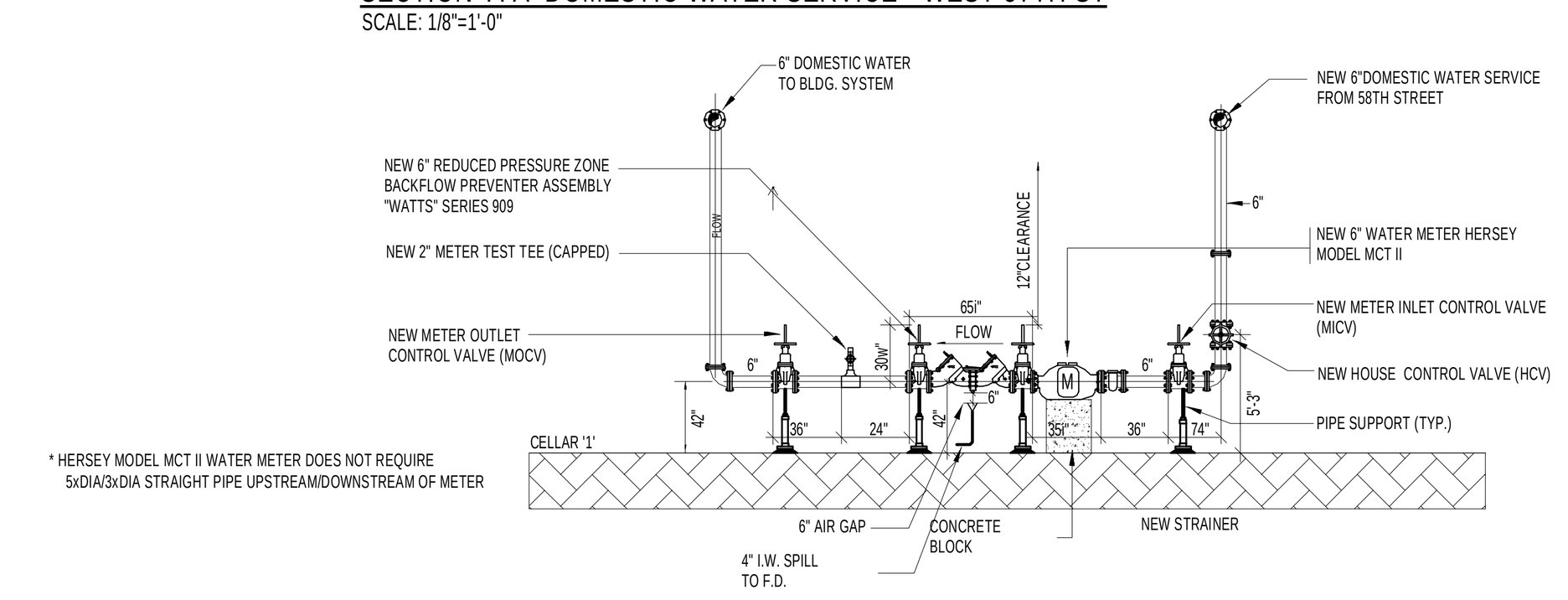


SECTION 'B-B' DOMESTIC WATER SERVICE - WEST 58TH ST

SCALE: 1/8"=1'-0"

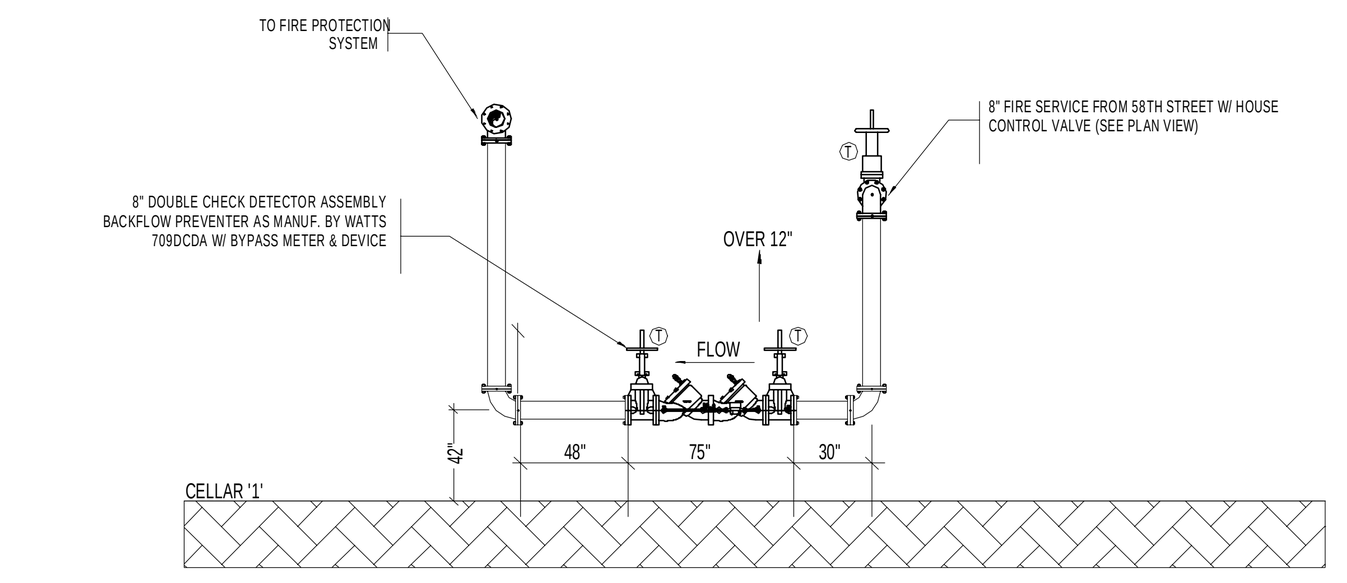


SECTION 'C-C' FIRE WATER SERVICE - WEST 58TH ST

SCALE: 1/8"=1'-0"

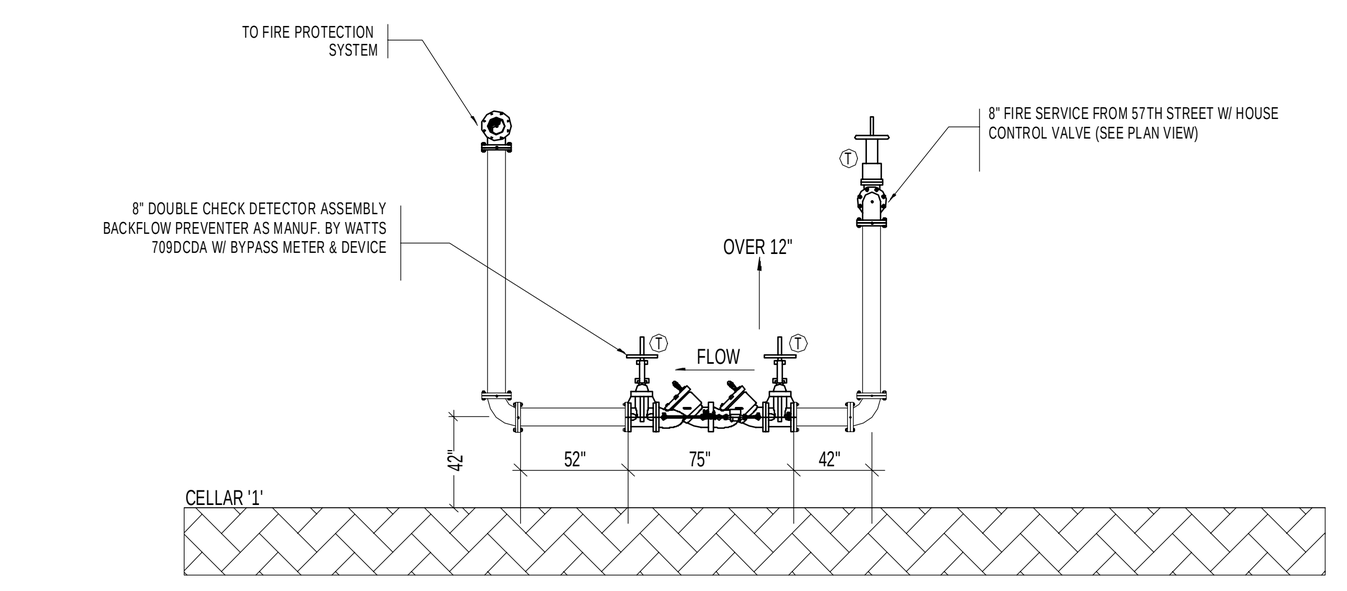


SECTION 'D-D' FIRE WATER SERVICE - WEST 57TH ST

SCALE: 1/8"=1'-0"

3 BACKFLOW PREVENTER - SECTION VIEW

SCALE: NONE

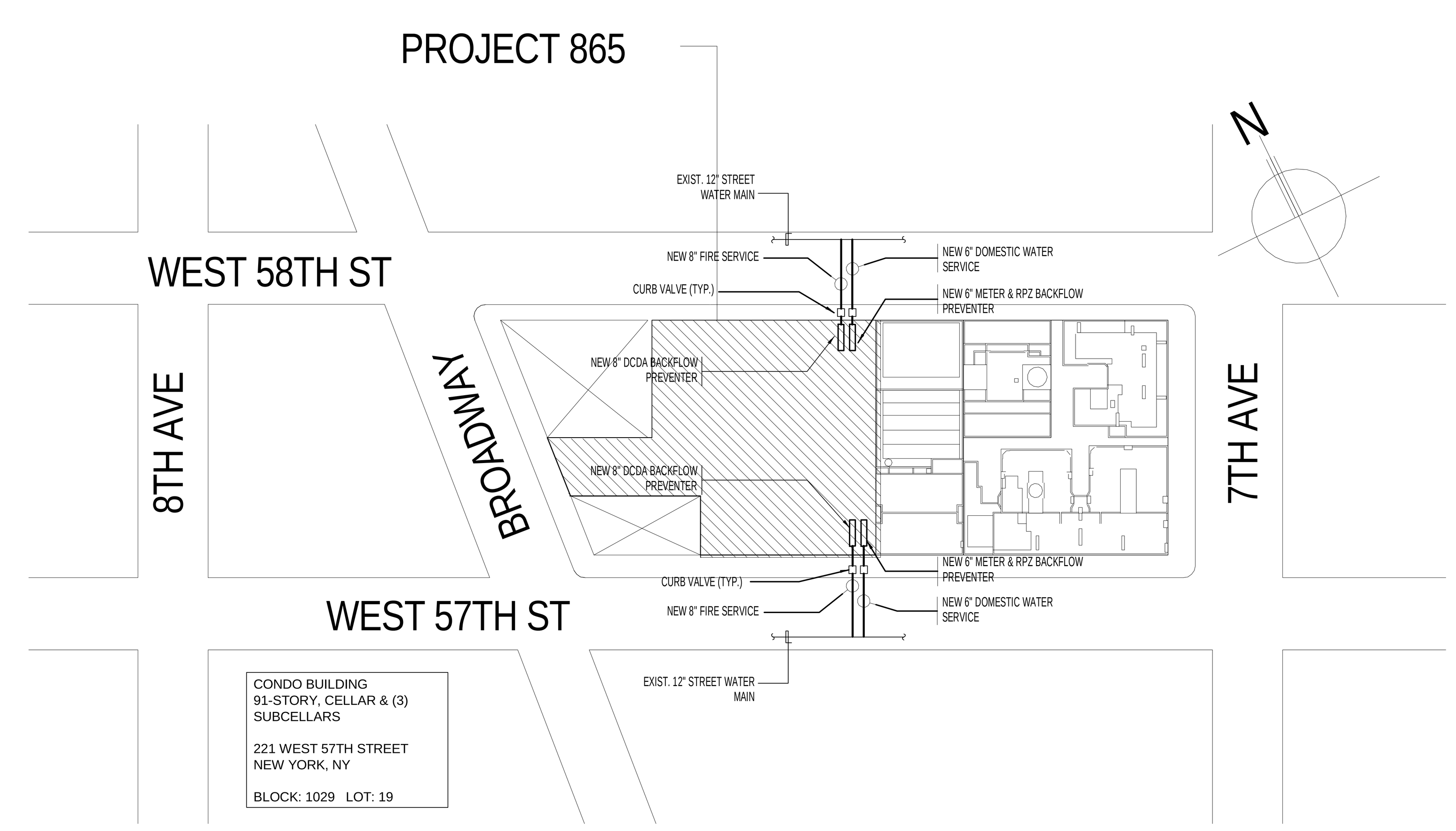


PLOT PLAN

SCALE: NONE

DEP GENERAL NOTES:

1. IT IS A VIOLATION TO BYPASS A RECOGNIZED BACKFLOW PREVENTER DEVICE. NO CONNECTIONS ARE PERMITTED BETWEEN THE WATER METER AND BACKFLOW PREVENTER.
2. DEVICES SHALL BE PROTECTED AGAINST FLOODING OR FREEZING.
3. TEST COCKS SHALL NOT FACE WALLS AND SHALL BE ACCESSIBLE TO THE TESTER.
4. INSTALLATION OF REDUCED PRESSURE ZONE AND DOUBLE CHECK VALVE ASSEMBLIES SHALL BE AS SHOWN.
5. ALL VALVES TO OPEN COUNTER CLOCKWISE (RIGHT HAND VALVES).
6. ALL INSTALLATIONS ARE TO CONFORM WITH THE NEW YORK CITY (NYC) DEPARTMENT OF ENVIRONMENTAL PROTECTION RULES AND REGULATIONS, LOCAL PLUMBING CODES AND NEW YORK STATE HEALTH DEPARTMENT REQUIREMENTS.
7. ALL ASSEMBLIES SHALL BE TESTED ANNUALLY BY A NEW YORK STATE HEALTH DEPARTMENT APPROVED AND CERTIFIED TESTER.
8. TEST REPORTS MUST BE SUBMITTED TO THE NEW YORK CITY BUREAU OF WATER SUPPLY.
9. INSTALLER TO NOTIFY NEW YORK CITY BUREAU OF WATER SUPPLY UPON COMPLETION OF WORK.
10. THE INSTALLATION SHALL BE PERFORMED BY A LICENSED PLUMBING CONTRACTOR CERTIFIED TO INSTALL SUCH DEVICES.
11. NO LEAD SOLDER SHALL BE USED FOR THE INSTALLATION.
12. THE NEW YORK CITY BUREAU OF WATER SUPPLY SHALL HAVE UNRESTRICTED ACCESS TO THE METER AND BACKFLOW PREVENTER WITHIN THE BUILDING.
14. ALL PIPING BETWEEN THE POINT OF ENTRY AND THE BFP MUST HAVE STENCILED LABELS THAT READ "FEED" TO BACKFLOW PREVENTER. DO NOT TAP OR CONNECT TO THIS LINE AT 5 FOOT INTERVALS AND ON BOTH SIDES OF ALL WALL AND FLOOR PENETRATIONS.
15. PROVIDE SIGNS INDICATING MOCV AND TEST TEE.
16. THE FIRE PROTECTION SYSTEM IS AWWA M14 CLASS 4 AND THE SIAMESE IS MORE THAN 1100 FEET FROM AN UNCERTIFIED WATER SOURCE.
17. EMERGENCY POWER IS AVAILABLE AND IS CONNECTED TO EJECTOR PUMPS.

DOMESTIC WATER RPZ CALCULATIONS:

EACH RPZ DEVICE WILL BE INSTALLED BELOW GRADE IN MECHANICAL ROOM

THE CELLAR TOTAL AREA = 40,703 SQ FEET

VOLUME OF CELLAR TO RELIEF PORT = 142,461 CU FEET (1,065,605 GAL.)

ON A 6" RPZ THE MAXIMUM DISCHARGE OF THE RELIEF VALVE IS 1000 GPM.

THE TIME FROM FULL FLOW DEVICE FAILURE TO SUBMERSION OF THE DEVICES RELIEF PORT AT TOTAL DRAIN OBSTRUCTION FOR EACH RPZ IS 8.88 HRS.

CELLAR LEVEL IS DRAINED BY (2) DUPLEX EJECTOR PUMPS. SEE DEP GENERAL NOTE #17. ALL PUMPS ARE ON EMERGENCY POWER.

PROVIDE BETWEEN POINT OF ENTRY AND RPZ DEVICE STENCIILED STATING "FEED TO BACKFLOW PREVENTER. DO NOT TAP OR CONNECT TO THIS LINE" AT 5'-0" INTERVAL AND AT WALL PENETRATION (3/4" HIGH WHITE LETTERING ON RED BACKGROUND).

SPECIFICATIONS FOR PIPE STENCILS:

1. STENCIL LETTERING SHALL HAVE WHITE LETTERING ON RED BACKGROUND.
2. LETTERING SHALL BE 1-1/4" MEETING ANSI STANDARD A 3.1 LATEST EDITION.
3. STENCILS SHALL BE OF EXTERIOR GRADE ACRYLIC PLASTIC AND SHALL BE ACID RESISTANT.
4. AFFIX VIA SNAP-ON METHOD AND COMPLETELY ENCIRCLE PIPE . STENCIL SHALL BE HELD IN PLACE BY TENSION GRIPS CREATING A PERMANENT BOND TENSION WITHOUT THE USE OF ADHESIVES.
5. STENCILS SHALL BE AS MANUFACTURED BY SET MARK PIPE MARKERS TYPE "SNA".

NOTES:

1. RPZ SHALL BE INSTALLED AS PER APPROVED DRAWING FROM DEP.
2. WATER METER SHALL BE EQUIPPED WITH REMOTE REGISTERS AND SHALL INCLUDE ALL REQUIRED HARDWARE FOR INSTALLATION AND ACCOUNT NUMBER INSERTION. TWO-WIRE CABLE WITH INSTALLATION OF REMOTE READERS SHALL BE INCLUDED IN BID.

RPZ DISCHARGE CALCULATION

AREA AVAILABLE TO ACCOMMODATE RPZ DISCHARGE = 134,128 SQ FT

VOLUME REQUIRED BEFORE RPZ IS SUBMERGED:

CELLAR VOL. = (3'-6" x 40,703 SQ FT) X 7.48 GALLONS / 1 CUBIC FOOT
= 1,065,605 GALLONS

SUBCELLAR1 VOL. = (14'-0" x 40,703 SQ FT) X 7.48 GALLONS / 1 CUBIC FOOT
= 4,262,418 GALLONS

SUBCELLAR2 VOL. = (14'-0" x 36,871 SQ FT) X 7.48 GALLONS / 1 CUBIC FOOT
= 3,861,131 GALLONS

SUBCELLAR3 VOL. = (8'-0" x 15,851 SQ FT) X 7.48 GALLONS / 1 CUBIC FOOT
= 948,524 GALLONS

TOTAL CELLAR VOL. = 10,137,678 GALLONS

RPZ DISCHARGE: 1,000 GAL/MIN

TIME BEFORE SUBMERSION:

$$T = \frac{10,137,678 \text{ GAL}}{1,000 \text{ GAL/MIN}} \times \frac{1 \text{ HR}}{60 \text{ MIN}}$$

= 169 HOURS

* 2 RPZ @ 169HRS = 1/2 RPZ X 169HRS = 84.5 HRS PER DEVICE

DOMESTIC WATER RPZ CALCULATIONS:

RPZ DEVICE WILL BE INSTALLED BELOW GRADE IN MECHANICAL ROOM

THE CELLAR TOTAL AREA = 40,703 SQ FEET

THE SUBCELLAR1 TOTAL AREA = 40,703 SQ FEET

THE SUBCELLAR2 TOTAL AREA = 36,871 SQ FEET

THE SUBCELLAR3 TOTAL AREA = 15,851 SQ FEET

TOTAL CELLAR AREA = 134,128 SQ FEET

VOLUME OF CELLAR TO RELIEF PORT = 142,461 CU FEET (10,137,678 GAL.)

ON A 6" RPZ THE MAXIMUM DISCHARGE OF THE RELIEF VALVE IS 1000 GPM.

TIME FROM FULL FLOW DEVICE FAILURE TO SUBMERSION OF THE DEVICES RELIEF PORT AT TOTAL DRAIN OBSTRUCTION FOR EACH RPZ IS 84.5 HRS.

CELLAR LEVEL IS DRAINED BY (2) DUPLEX EJECTOR PUMPS. SEE DEP GENERAL NOTE #17.

PROVIDE BETWEEN POINT OF ENTRY AND RPZ DEVICE STENCILED STATING "FEED TOBACKFLOW PREVENTER. DO NOT TAP OR CONNECT TO THIS LINE" AT 5'-0" INTERVAL ANDAT WALL PENETRATION (3/4" HIGH WHITE LETTERING ON RED BACKGROUND).



KEY PLAN:

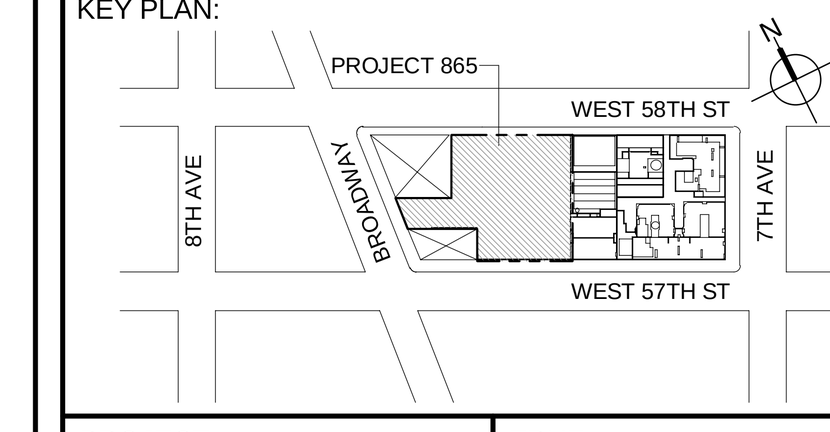


PROJECT NORTH | TRUE NORTH

DEVELOPER:
***EXTELL DEVELOPMENT COMPANY***
805 THIRD AVENUE, 7TH FLOOR
New York, NY 10022 USA
TEL: 212 712 6000 FAX: 212 712 6100

DESIGN ARCHITECT: Base Building Shell & Core
***ADRIAN SMITH + GORDON GILL ARCHITECTURE***
111 WEST MONROE STREET SUITE 2300
CHICAGO IL 60603
TEL: 312 920 1888 FAX: 312 920 1775

INTERIOR DESIGNER: Residential
***Rottet Architecture and Design Studio, PLLC***
298 Fifth Ave, 7th Floor
New York, NY 10001
TEL: 646 998 7000 FAX:

ARCHITECT OF RECORD: Base Building Shell, Core, & Residential
***AAI ARCHITECTS, P.C.***
401 Wellington St. W., 3rd Floor
Toronto, ON M5V 1E7 Canada
TEL: 416 967 1500 FAX: 416 967 7150

STRUCTURAL ENGINEERS:
***WSP CANTOR SEINUK***
228 EAST 45th Street
New York, NY 10017 USA
TEL: 212 687 9888 FAX: 646 487 5501

MEP ENGINEERS:
***AKF GROUP***
One Liberty Plaza, 165 Broadway, 22nd Floor
New York, NY 10006 USA
TEL: 212 354 5656 FAX: 212 354 5668

GEOTECHNICAL ENGINEERS:
***Langan Engineering & Environmental Services***
21 Penn Plaza - 360 West 31st Street, 8th Floor
New York, NY 10001-2727
TEL: 212 479 5400 FAX: 212 479 5444

CODE CONSULTANTS:
***Construction Consulting Associates***
100 Church Street
New York, NY 10007
TEL: 212 385 1818 FAX: 212 385 1911

CURTAINWALL CONSULTANT:
***AJLP Consulting***
40 Worth Street. Suite 826
New York, NY 10013
TEL: 212 757 5659 FAX: 646 219 8508

LANDMARK/PRESERVATION CONSULTANT:
***Jan Hird Pokorny Associates, Inc.***
39 West 37th Street, 12A
New York, NY 10018
TEL: 212 759 6462 FAX: 212 759 6540

| No. | DESCRIPTION | DATE |
|---|---|---|
| 1 | CD PROGRESS ISSUE 8 - GMP SET | 18 MAR 2016 |
| 2 | DOB AMENDMENT 3 | 03 OCT 2016 |

0 4' - 0" 8' - 0" 16' - 0"

Discrepancies must be reported immediately to the Architect before proceeding. Only figured dimensions are to be used. Contractors must check all dimensions on site. This drawing is protected by copyright.

ALL DIMENSIONS ARE SHOWN IN IMPERIAL.

CONSULTANT: AKF
ONE LIBERTY PLAZA, 165 BROADWAY, 22nd FLOOR
NEW YORK, NY 10006
T: 212.354.5656 F: 212.354.5668
Arlington / Boston / Mexico City / Minneapolis / New York
Philadelphia / Princeton / Puebla / Rochester / Stamford

PROJECT:

**217 WEST 57TH STREET**

NEW YORK, NY

DRAWING TITLE:

PLUMBING
SITE CONNECTION PART PLANS

SEAL & SIGNATURE: STATE OF NEW YORK · CHRISTOPHER G. McHUGH · No. 073130 · LICENSED PROFESSIONAL ENGINEER

| | |
|---|---|
| DATE: | 12/15/14 |
| PROJECT No: | Y130747-000 |
| DRAWN: JRD | REV: 2 |
| CHK: JRD | |
| SCALE: AS NOTED | |
| DWG No: | **P-202.00** |
| DOB PAGE No: | 64 of 100 |

DOB EMPLOYEE STAMP: | DOB B-SCAN:

FILE NAME: C:\Revit Local Files\Y130747-000-AKF-865_MEP15-CENTRAL_sblancha.rvt
PLOT DATE: 10/19/2016 5:41:05 PM

DEPT OF BLDGS 121263625 Job Number
E380079563 Scan Code

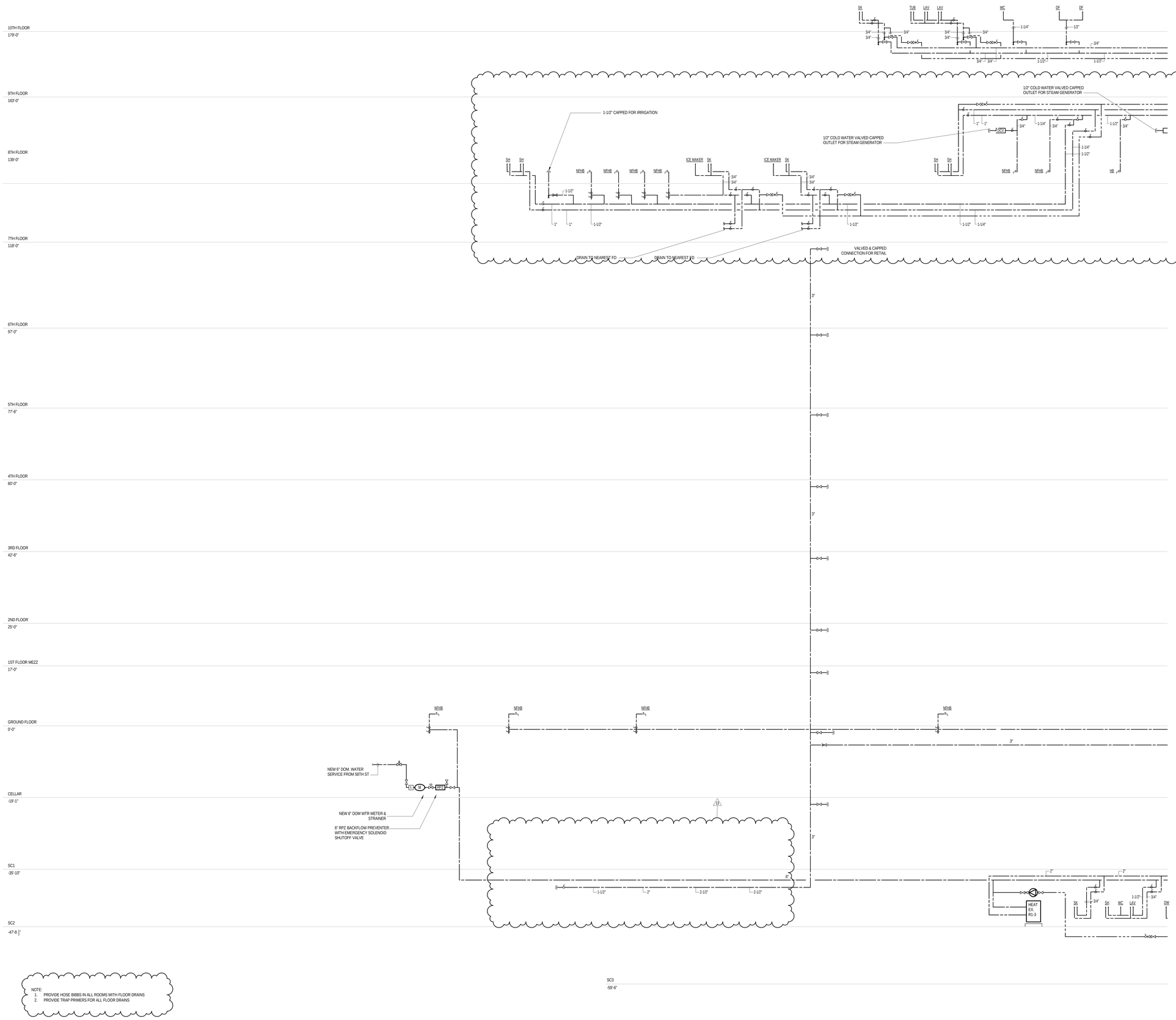


NOTE:
1. PROVIDE HOSE BIBBS IN ALL ROOMS WITH FLOOR DRAINS
2. PROVIDE TRAP PRIMERS FOR ALL FLOOR DRAINS

KEY PLAN:

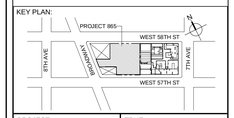


PROJECT NORTH

TRUE NORTH

DEVELOPER:
***EXTELL DEVELOPMENT COMPANY***
805 THIRD AVENUE, 7TH FLOOR
New York, NY 10022 USA
TEL: 212 712 6000 FAX: 212 712 6100

DESIGN ARCHITECT: Base Building Shell & Core
***ADRIAN SMITH + GORDON GILL ARCHITECTURE***
111 WEST MONROE STREET SUITE 2300
CHICAGO IL 60603
TEL: 312 920 1888 FAX: 312 920 1775

INTERIOR DESIGNER: Residential
***Rottet Architecture and Design Studio, PLLC***
298 Fifth Ave, 7th Floor
New York, NY 10001
TEL: 646 998 7000 FAX:

ARCHITECT OF RECORD:Base Building Shell, Core, & Residential
***AAI ARCHITECTS, P.C.***
401 Wellington St. W., 3rd Floor
Toronto, ON M5V 1E7 Canada
TEL: 416 967 1500 FAX: 416 967 7150

STRUCTURAL ENGINEERS:
***WSP CANTOR SEINUK***
228 EAST 45th Street
New York, NY 10017 USA
TEL: 212 687 9888 FAX: 646 487 5501

MEP ENGINEERS:
***AKF GROUP***
One Liberty Plaza, 165 Broadway, 22nd Floor
New York, NY 10006 USA
TEL: 212 354 5656 FAX: 212 354 5668

GEOTECHNICAL ENGINEERS:
***Langan Engineering & Environmental Services***
21 Penn Plaza - 360 West 31st Street, 8th Floor
New York, NY 10001-2727
TEL: 212 479 5400 FAX: 212 479 5444

CODE CONSULTANTS:
***Construction Consulting Associates***
100 Church Street
New York, NY 10007
TEL: 212 385 1818 FAX: 212 385 1911

CURTAINWALL CONSULTANT:
***AJLP Consulting***
40 Worth Street. Suite 826
New York, NY 10013
TEL: 212 757 5659 FAX: 646 219 8508

LANDMARK/PRESERVATION CONSULTANT:
***Jan Hird Pokorny Associates, Inc.***
39 West 37th Street, 12A
New York, NY 10018
TEL: 212 759 6462 FAX: 212 759 6540

| No. | DESCRIPTION | DATE |
|---|---|---|
| 1 | ISSUED FOR SCHEMATIC DESIGN | 04 APR 2014 |
| 2 | ISSUED FOR DESIGN DEVELOPMENT | 01 JUL 2014 |
| 3 | ISSUED FOR DESIGN DEVELOPMENT | 31 JUL 2014 |
| 4 | CD PROGRESS ISSUE 1 | 15 OCT 2014 |
| 5 | ISSUED FOR BID - PLUMBING | 15 OCT 2014 |
| 6 | DOB SUBMISSION | 19 DEC 2014 |
| 7 | CD PROGRESS ISSUE 4 | 01 JUN 2015 |
| 8 | CD PROGRESS ISSUE 5 | 10 AUG 2015 |
| 9 | DOB AMENDMENT 2 | 18 SEP 2015 |
| 10 | CD PROGRESS ISSUE 6 | 02 NOV 2015 |
| 11 | CD PROGRESS ISSUE 7 | 29 JAN 2016 |
| 12 | CD PROGRESS ISSUE 8 - GMP SET | 18 MAR 2016 |
| 13 | CD BULLETIN ISSUE 6 | 26 AUG 2016 |
| 14 | DOB AMENDMENT 3 | 03 OCT 2016 |

Discrepancies must be reported immediately to the Architect before proceeding. Only figured dimensions are to be used. Contractors must check all dimensions on site. This drawing is protected by copyright.

ALL DIMENSIONS ARE SHOWN IN IMPERIAL.

CONSULTANT:
AKF
ONE LIBERTY PLAZA, 165 BROADWAY, 22nd FLOOR
NEW YORK, NY 10006
T: 212.354.5656 F: 212.354.5668
Atlanta | Boston | Mexico City | Minneapolis | New York
Philadelphia | Princeton | Dublin | Hyderabad | Mumbai

PROJECT:
**217 WEST 57TH STREET**
NEW YORK, NY

DRAWING TITLE:
PLUMBING
DOMESTIC WATER RISER DIAGRAM

SEAL & SIGNATURE:

| | |
|---|---|
| DATE: | 04/04/14 |
| PROJECT No: | Y130747-000 |
| DRAWN: JRD | REV: |
| CHK: JRD | 14 |
| SCALE: NONE | |
| DWG No: | P-300.02 |
| DOB PAGE No: | 65 of 100 |

DOB EMPLOYEE STAMP:

DOB B-SCAN:

36" x 48" Arch E SHEET SIZE
FILE NAME: C:\Users\Local Files\Y130747-000-AKF-BIS_MEP\S-CENTRAL_RISER\N.rvt
PLOT DATE: 10/20/2016 4:11:13 PM

DEPT OF BLDGS 121282635 Job Number
ES3041800055 Scan Code

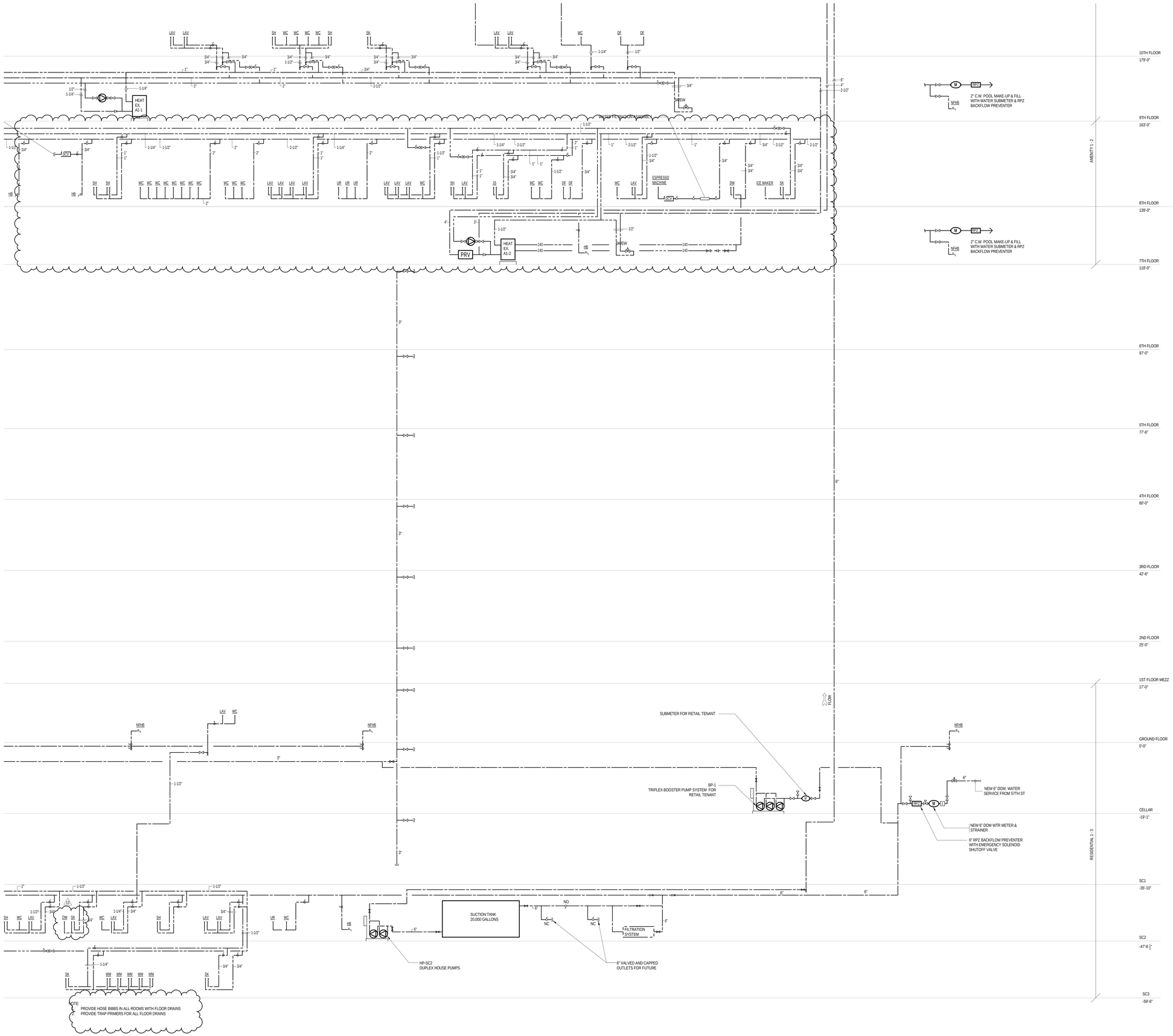


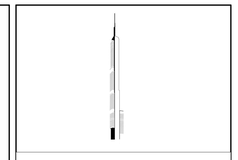

KEY PLAN:

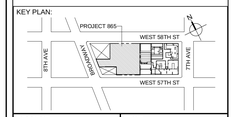


PROJECT NORTH

TRUE NORTH

DEVELOPER:
***EXTELL DEVELOPMENT COMPANY***
805 THIRD AVENUE, 7TH FLOOR
New York, NY 10022 USA
TEL: 212 712 6000 FAX: 212 712 6100

DESIGN ARCHITECT: Base Building Shell & Core
***ADRIAN SMITH + GORDON GILL ARCHITECTURE***
111 WEST MONROE STREET SUITE 2300
CHICAGO IL 60603
TEL: 312 920 1888 FAX: 312 920 1775

INTERIOR DESIGNER: Residential
***Rottet Architecture and Design Studio, PLLC***
298 Fifth Ave, 7th Floor
New York, NY 10001
TEL: 646 998 7000 FAX:

ARCHITECT OF RECORD:Base Building Shell, Core, & Residential
***AAI ARCHITECTS, P.C.***
401 Wellington St. W., 3rd Floor
Toronto, ON M5V 1E7 Canada
TEL: 416 967 1500 FAX: 416 967 7150

STRUCTURAL ENGINEERS:
***WSP CANTOR SEINUK***
228 EAST 45th Street
New York, NY 10017 USA
TEL: 212 687 9888 FAX: 646 487 5501

MEP ENGINEERS:
***AKF GROUP***
One Liberty Plaza, 165 Broadway, 22nd Floor
New York, NY 10006 USA
TEL: 212 354 5656 FAX: 212 354 5668

GEOTECHNICAL ENGINEERS:
***Langan Engineering & Environmental Services***
21 Penn Plaza - 360 West 31st Street, 8th Floor
New York, NY 10001-2727
TEL: 212 479 5400 FAX: 212 479 5444

CODE CONSULTANTS:
***Construction Consulting Associates***
100 Church Street
New York, NY 10007
TEL: 212 385 1818 FAX: 212 385 1911

CURTAINWALL CONSULTANT:
***AJLP Consulting***
40 Worth Street, Suite 826
New York, NY 10013
TEL: 212 757 5659 FAX: 646 219 8508

LANDMARK/PRESERVATION CONSULTANT:
***Jan Hird Pokorny Associates, Inc.***
39 West 37th Street, 12A
New York, NY 10018
TEL: 212 759 6462 FAX: 212 759 6540

| No. | DESCRIPTION | DATE |
|---|---|---|
| 1 | ISSUED FOR SCHEMATIC DESIGN | 04 APR 2014 |
| 2 | ISSUED FOR DESIGN DEVELOPMENT | 01 JUL 2014 |
| 3 | ISSUED FOR DESIGN DEVELOPMENT | 31 JUL 2014 |
| 4 | CD PROGRESS ISSUE 1 | 15 OCT 2014 |
| 5 | ISSUED FOR BID - PLUMBING | 15 OCT 2014 |
| 6 | DOB SUBMISSION | 19 DEC 2014 |
| 7 | CD PROGRESS ISSUE 4 | 01 JUN 2015 |
| 8 | CD PROGRESS ISSUE 5 | 10 AUG 2015 |
| 9 | DOB AMENDMENT 2 | 18 SEP 2015 |
| 10 | CD PROGRESS ISSUE 6 | 02 NOV 2015 |
| 11 | CD PROGRESS ISSUE 7 | 29 JAN 2016 |
| 12 | CD PROGRESS ISSUE 8 - GMP SET | 18 MAR 2016 |
| 13 | CD BULLETIN ISSUE 7 | 14 SEPT 2016 |
| 14 | DOB AMENDMENT 3 | 03 OCT 2016 |

Discrepancies must be reported immediately to the Architect before proceeding. Only figured dimensions are to be used. Contractors must check all dimensions on site. This drawing is protected by copyright.

ALL DIMENSIONS ARE SHOWN IN IMPERIAL.

CONSULTANT:
AKF
ONE LIBERTY PLAZA, 165 BROADWAY, 22nd FLOOR
NEW YORK, NY 10006
T: 212.354.5656 F: 212.354.5668
Arlington / Boston / Mexico City / Minneapolis / New York
Philadelphia / Princeton / Toronto / Vancouver / Washington

PROJECT:

# 217 WEST 57TH STREET
NEW YORK, NY

DRAWING TITLE:

PLUMBING
DOMESTIC WATER RISER DIAGRAM

SEAL & SIGNATURE:

| | |
|---|---|
| DATE: | 04/04/14 |
| PROJECT No: | Y130747-000 |
| DRAWN: JRD | REV: 14 |
| CHK: JRD | |
| SCALE: NONE | |
| DWG No: | P-301.02 |
| DOB PAGE No: | 66 of 100 |

DOB EMPLOYEE STAMP:

DOB B-SCAN:

36" x 48" Arch E - SHEET SIZE
FILE NAME: C:\Revit Local Files\Y130747-000-AKF-865_MEP15-CENTRAL_sbaacha.rvt
PLOT DATE: 10/20/2016 5:41:25 PM

DEPT OF BLDGS 121206205 Job Number
E356623318 Scan Code

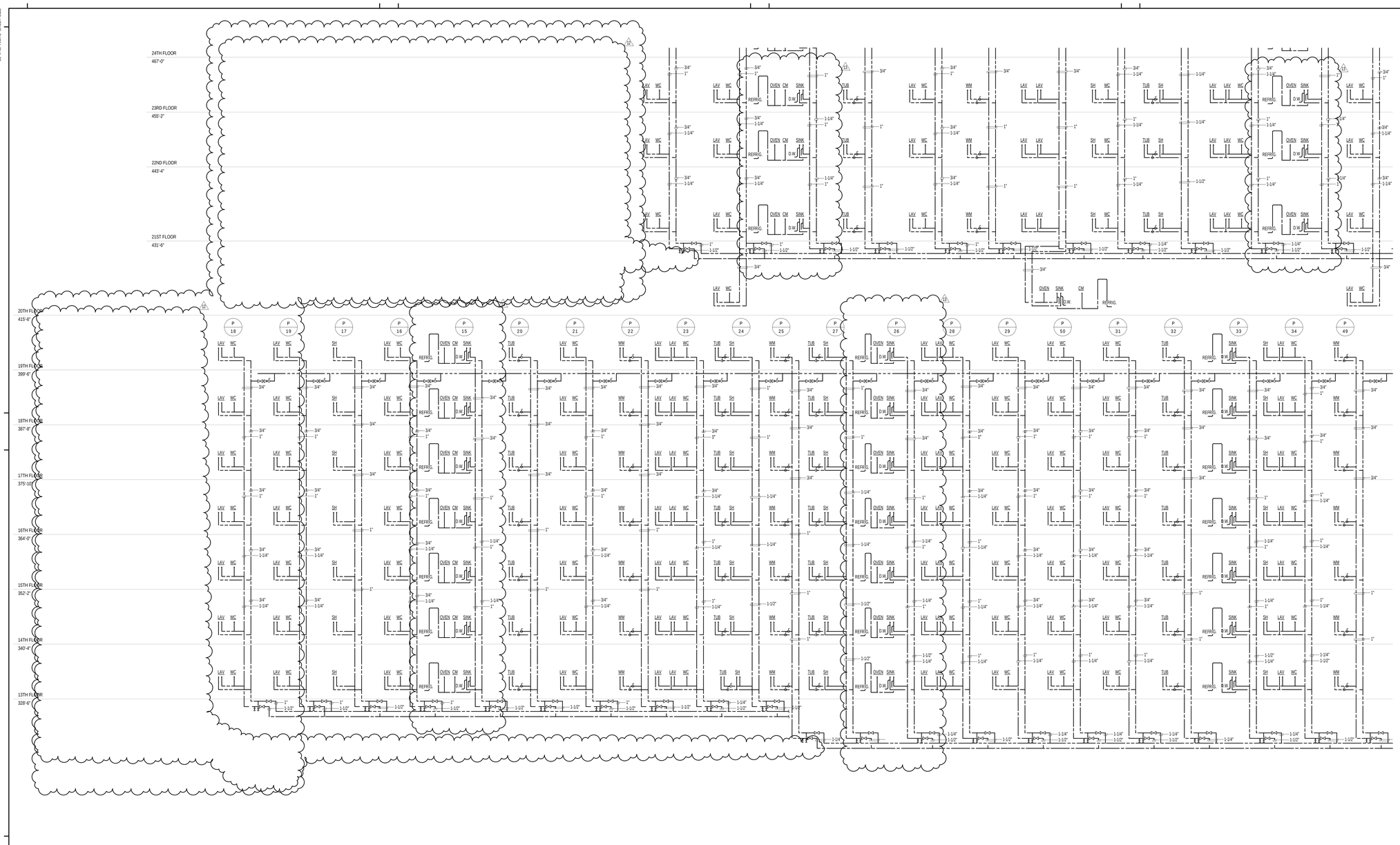


NOTE:
1. PROVIDE HOSE BIBBS IN ALL ROOMS WITH FLOOR DRAINS
2. PROVIDE TRAP PRIMERS FOR ALL FLOOR DRAINS

KEY PLAN:

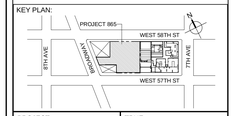


PROJECT NORTH

TRUE NORTH

DEVELOPER:
***EXTELL DEVELOPMENT COMPANY***
805 THIRD AVENUE, 7TH FLOOR
New York, NY 10022 USA
TEL: 212 712 6000 FAX: 212 712 6100

DESIGN ARCHITECT: Base Building Shell & Core
***ADRIAN SMITH + GORDON GILL ARCHITECTURE***
111 WEST MONROE STREET SUITE 2300
CHICAGO IL 60603
TEL: 312 920 1888 FAX: 312 920 1775

INTERIOR DESIGNER: Residential
***Rottet Architecture and Design Studio, PLLC***
298 Fifth Ave, 7th Floor
New York, NY 10001
TEL: 646 998 7000 FAX:

ARCHITECT OF RECORD:Base Building Shell, Core, & Residential
***AAI ARCHITECTS, P.C.***
401 Wellington St. W., 3rd Floor
Toronto, ON M5V 1E7 Canada
TEL: 416 967 1500 FAX: 416 967 7150

STRUCTURAL ENGINEERS:
***WSP CANTOR SEINUK***
228 EAST 45th Street
New York, NY 10017 USA
TEL: 212 687 9888 FAX: 646 487 5501

MEP ENGINEERS:
***AKF GROUP***
One Liberty Plaza, 165 Broadway, 22nd Floor
New York, NY 10006 USA
TEL: 212 354 5656 FAX: 212 354 5668

GEOTECHNICAL ENGINEERS:
***Langan Engineering & Environmental Services***
21 Penn Plaza - 360 West 31st Street, 8th Floor
New York, NY 10001-2727
TEL: 212 479 5400 FAX: 212 479 5444

CODE CONSULTANTS:
***Construction Consulting Associates***
100 Church Street
New York, NY 10007
TEL: 212 385 1818 FAX: 212 385 1911

CURTAINWALL CONSULTANT:
***AJLP Consulting***
40 Worth Street, Suite 826
New York, NY 10013
TEL: 212 757 5659 FAX: 646 219 8508

LANDMARK/PRESERVATION CONSULTANT:
***Jan Hird Pokorny Associates, Inc.***
39 West 37th Street, 12A
New York, NY 10018
TEL: 212 759 6462 FAX: 212 759 6540

| No. | DESCRIPTION | DATE |
|---|---|---|
| 1 | ISSUED FOR SCHEMATIC DESIGN | 04 APR 2014 |
| 2 | ISSUED FOR DESIGN DEVELOPMENT | 01 JUL 2014 |
| 3 | ISSUED FOR DESIGN DEVELOPMENT | 31 JUL 2014 |
| 4 | CD PROGRESS ISSUE 1 | 15 OCT 2014 |
| 5 | ISSUED FOR BID - PLUMBING | 15 OCT 2014 |
| 6 | DOB SUBMISSION | 19 DEC 2014 |
| 7 | CD PROGRESS ISSUE 4 | 01 JUN 2015 |
| 8 | CD PROGRESS ISSUE 5 | 10 AUG 2015 |
| 9 | DOB AMENDMENT 2 | 18 SEP 2015 |
| 10 | CD PROGRESS ISSUE 6 | 03 NOV 2015 |
| 11 | CD PROGRESS ISSUE 8 - GMP SET | 18 MAR 2016 |
| 12 | CD BULLETIN ISSUE 3 | 25 MAY 2016 |
| 13 | CD BULLETIN ISSUE 4 | 15 JUL 2016 |
| 14 | DOB AMENDMENT 3 | 03 OCT 2016 |

Discrepancies must be reported immediately to the Architect before proceeding. Only figured dimensions are to be used. Contractors must check all dimensions on site. This drawing is protected by copyright.

ALL DIMENSIONS ARE SHOWN IN IMPERIAL.

CONSULTANT:
AKF
ONE LIBERTY PLAZA, 165 BROADWAY, 22nd FLOOR
NEW YORK, NY 10006
T: 212.354.5656 F: 212.354.5668
Arlington / Boston / Beijing / Dc / Minneapolis / New York
Philadelphia / Princeton / Pune / Rochester / Sarthdal

PROJECT:
**217 WEST 57TH STREET**
NEW YORK, NY

DRAWING TITLE:
PLUMBING
DOMESTIC WATER RISER DIAGRAM

SEAL & SIGNATURE:
STATE OF NEW YORK · CHRISTOPHER D. MOORE · No. 075139 · LICENSED PROFESSIONAL ENGINEER

| | |
|---|---|
| DATE: | 04/04/14 |
| PROJECT No: | Y130747-000 |
| DRAWN: JRD | REV: |
| CHK: JRD | 14 |
| SCALE: NONE | |
| DWG No: | P-302.02 |
| DOB PAGE No: | 67 of 100 |

DOB EMPLOYEE STAMP:

DOB B-SCAN:

36" x 48" Arch E, SHEET SIZE
FILE NAME: C:\Revit Local Files\Y130747-000-AKF-865_MEP-SI-CENTRAL_sdawchuk.rvt
PLOT DATE: 10/19/2016 5:14:52 PM

DEPT OF BLDGS 121263505 Job Number
E344122764 Scan Code

36" x 48" Arch E, SHEET SIZE

KEY PLAN:

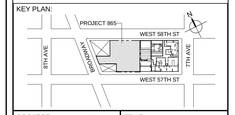


PROJECT NORTH

TRUE NORTH


DEVELOPER:
***EXTELL DEVELOPMENT COMPANY***
805 THIRD AVENUE, 7TH FLOOR
New York, NY 10022 USA
TEL: 212 712 6000 FAX: 212 712 6100

DESIGN ARCHITECT: Base Building Shell & Core
***ADRIAN SMITH + GORDON GILL ARCHITECTURE***
111 WEST MONROE STREET SUITE 2300
CHICAGO IL 60603
TEL: 312 920 1888 FAX: 312 920 1775

INTERIOR DESIGNER: Residential
***Rottet Architecture and Design Studio, PLLC***
298 Fifth Ave, 7th Floor
New York, NY 10001
TEL: 646 998 7000 FAX:

ARCHITECT OF RECORD:Base Building Shell, Core, & Residential
***AAI ARCHITECTS, P.C.***
401 Wellington St. W., 3rd Floor
Toronto, ON M5V 1E7 Canada
TEL: 416 967 1500 FAX: 416 967 7150

STRUCTURAL ENGINEERS:
***WSP CANTOR SEINUK***
228 EAST 45th Street
New York, NY 10017 USA
TEL: 212 687 9888 FAX: 646 487 5501

MEP ENGINEERS:
***AKF GROUP***
One Liberty Plaza, 165 Broadway, 22nd Floor
New York, NY 10006 USA
TEL: 212 354 5656 FAX: 212 354 5668

GEOTECHNICAL ENGINEERS:
***Langan Engineering & Environmental Services***
21 Penn Plaza - 360 West 31st Street, 8th Floor
New York, NY 10001-2727
TEL: 212 479 5400 FAX: 212 479 5444

CODE CONSULTANTS:
***Construction Consulting Associates***
100 Church Street
New York, NY 10007
TEL: 212 385 1818 FAX: 212 385 1911

CURTAINWALL CONSULTANT:
***AJLP Consulting***
40 Worth Street, Suite 826
New York, NY 10013
TEL: 212 757 5659 FAX: 646 219 8508

LANDMARK/PRESERVATION CONSULTANT:
***Jan Hird Pokorny Associates, Inc.***
39 West 37th Street, 12A
New York, NY 10018
TEL: 212 759 6462 FAX: 212 759 6540


| No. | DESCRIPTION | DATE |
|---|---|---|
| 1 | ISSUED FOR SCHEMATIC DESIGN | 04 APR 2014 |
| 2 | ISSUED FOR DESIGN DEVELOPMENT | 01 JUL 2014 |
| 3 | ISSUED FOR DESIGN DEVELOPMENT | 31 JUL 2014 |
| 4 | CD PROGRESS ISSUE 1 | 15 OCT 2014 |
| 5 | ISSUED FOR BID - PLUMBING | 15 OCT 2014 |
| 6 | DOB SUBMISSION | 19 DEC 2014 |
| 7 | CD PROGRESS ISSUE 3 | 09 MAR 2015 |
| 8 | CD PROGRESS ISSUE 4 | 01 JUN 2015 |
| 9 | CD PROGRESS ISSUE 5 | 10 AUG 2015 |
| 10 | DOB AMENDMENT 2 | 18 SEP 2015 |
| 11 | CD PROGRESS ISSUE 6 | 02 NOV 2015 |
| 12 | CD PROGRESS ISSUE 7 | 29 JAN 2016 |
| 13 | CD PROGRESS ISSUE 8 - GMP SET | 18 MAR 2016 |
| 14 | CD BULLETIN ISSUE 4 | 15 JUL 2016 |
| 15 | DOB AMENDMENT 3 | 03 OCT 2016 |


Discrepancies must be reported immediately to the Architect before proceeding. Only figured dimensions are to be used. Contractors must check all dimensions on site. This drawing is protected by copyright.


ALL DIMENSIONS ARE SHOWN IN IMPERIAL.

CONSULTANT:
AKF
ONE LIBERTY PLAZA, 165 BROADWAY, 22nd FLOOR
NEW YORK, NY 10006
T: 212.354.5656 F: 212.354.5668
Arlington / Detroit / Kansas City / Minneapolis / New York
Philadelphia / Princeton / Fundia / Richmond / Deerfield

PROJECT:
**217 WEST 57TH STREET**
NEW YORK, NY

DRAWING TITLE:
PLUMBING
DOMESTIC WATER RISER DIAGRAM

SEAL & SIGNATURE:
STATE OF NEW YORK · CHRISTOPHER C. MOORE · No. 075139 · LICENSED PROFESSIONAL ENGINEER

| | |
|---|---|
| DATE: | 04/04/14 |
| PROJECT No: | Y130747-000 |
| DRAWN: JRD | REV: |
| CHK: JRD | 15 |
| SCALE: NONE | |
| DWG No: | P-303.02 |
| DOB PAGE No: | 68 of 100 |

DOB EMPLOYEE STAMP:

DOB B-SCAN:

FILE NAME: C:\Revit Local Files\Y130747-000-AKF-865_MEP15-CENTRAL_adamrtsa.rvt
PLOT DATE: 10/19/2016 5:42:22 PM

DEPT OF BLDGS 121263426 Job Number

ES706151101 Scan Code

36" x 48" Arch E SHEET SIZE

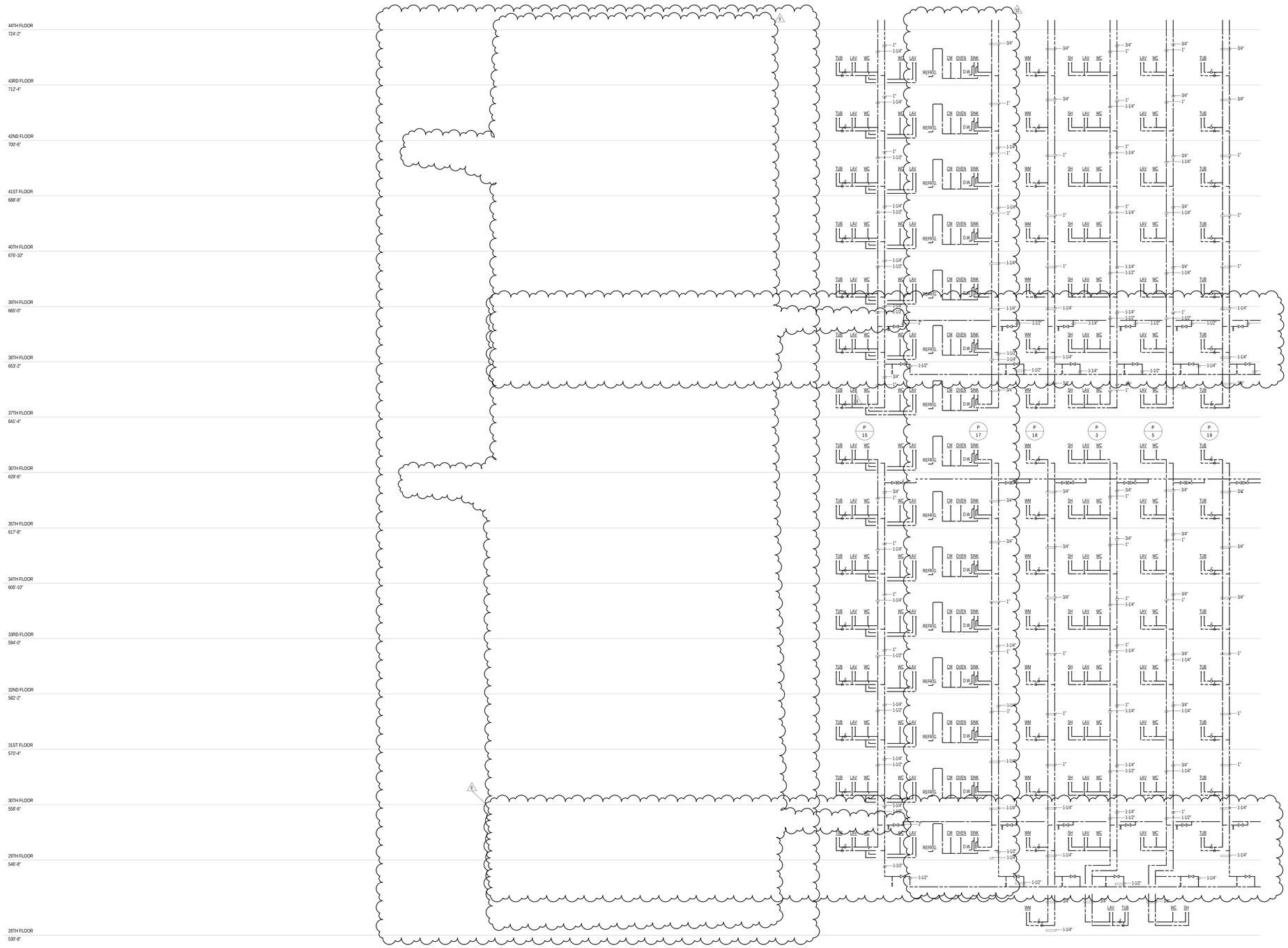


NOTE:
1. PROVIDE HOSE BIBBS IN ALL ROOMS WITH FLOOR DRAINS
2. PROVIDE TRAP PRIMERS FOR ALL FLOOR DRAINS

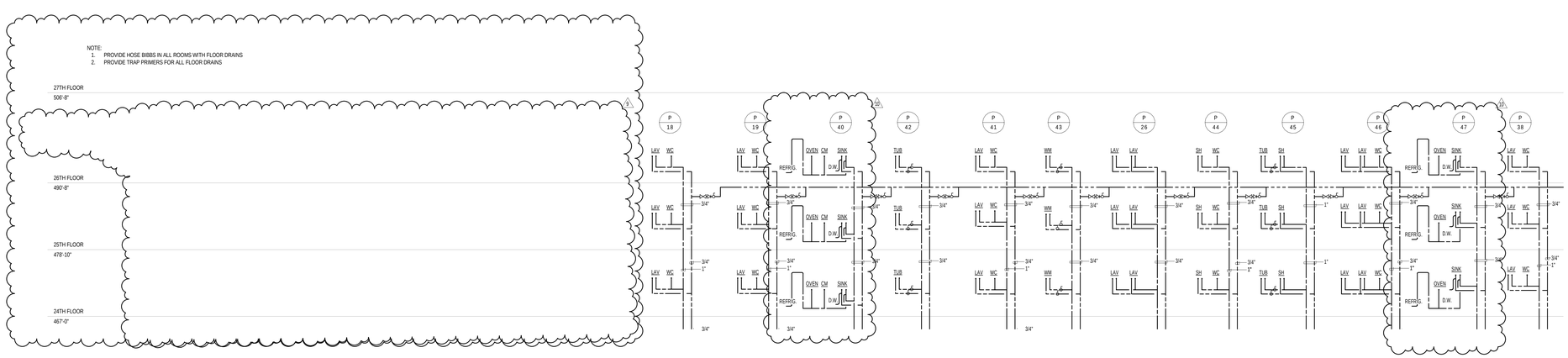

KEY PLAN:

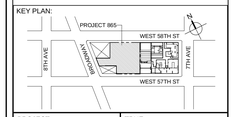


PROJECT NORTH

TRUE NORTH


DEVELOPER:
***EXTELL DEVELOPMENT COMPANY***
805 THIRD AVENUE, 7TH FLOOR
New York, NY 10022 USA
TEL: 212 712 6000 FAX: 212 712 6100

DESIGN ARCHITECT: Base Building Shell & Core
***ADRIAN SMITH + GORDON GILL ARCHITECTURE***
111 WEST MONROE STREET SUITE 2300
CHICAGO IL 60603
TEL: 312 920 1888 FAX: 312 920 1775

INTERIOR DESIGNER: Residential
***Rottet Architecture and Design Studio, PLLC***
298 Fifth Ave, 7th Floor
New York, NY 10001
TEL: 646 998 7000 FAX:

ARCHITECT OF RECORD:Base Building Shell, Core, & Residential
***AAI ARCHITECTS, P.C.***
401 Wellington St. W., 3rd Floor
Toronto, ON M5V 1E7 Canada
TEL: 416 967 1500 FAX: 416 967 7150

STRUCTURAL ENGINEERS:
***WSP CANTOR SEINUK***
228 EAST 45th Street
New York, NY 10017 USA
TEL: 212 687 9888 FAX: 646 487 5501

MEP ENGINEERS:
***AKF GROUP***
One Liberty Plaza, 165 Broadway, 22nd Floor
New York, NY 10006 USA
TEL: 212 354 5656 FAX: 212 354 5668

GEOTECHNICAL ENGINEERS:
***Langan Engineering & Environmental Services***
21 Penn Plaza - 360 West 31st Street, 8th Floor
New York, NY 10001-2727
TEL: 212 479 5400 FAX: 212 479 5444

CODE CONSULTANTS:
***Construction Consulting Associates***
100 Church Street
New York, NY 10007
TEL: 212 385 1818 FAX: 212 385 1911

CURTAINWALL CONSULTANT:
***AJLP Consulting***
40 Worth Street, Suite 826
New York, NY 10013
TEL: 212 757 5659 FAX: 646 219 8508

LANDMARK/PRESERVATION CONSULTANT:
***Jan Hird Pokorny Associates, Inc.***
39 West 37th Street, 12A
New York, NY 10018
TEL: 212 759 6462 FAX: 212 759 6540


| No. | DESCRIPTION | DATE |
|---|---|---|
| 1 | ISSUED FOR SCHEMATIC DESIGN | 04 APR 2014 |
| 2 | ISSUED FOR DESIGN DEVELOPMENT | 01 JUL 2014 |
| 3 | ISSUED FOR DESIGN DEVELOPMENT | 31 JUL 2014 |
| 4 | CD PROGRESS ISSUE 1 | 15 OCT 2014 |
| 5 | ISSUED FOR BID - PLUMBING | 15 OCT 2014 |
| 6 | DOB SUBMISSION | 19 DEC 2014 |
| 7 | CD PROGRESS ISSUE 6 | 02 NOV 2015 |
| 8 | CD PROGRESS ISSUE 8 - GMP SET | 18 MAR 2016 |
| 9 | CD BULLETIN ISSUE 3 | 25 MAY 2016 |
| 10 | CD BULLETIN ISSUE 4 | 15 JUL 2016 |
| 11 | DOB AMENDMENT 3 | 03 OCT 2016 |


Discrepancies must be reported immediately to the Architect before proceeding. Only figured dimensions are to be used. Contractors must check all dimensions on site. This drawing is protected by copyright.


ALL DIMENSIONS ARE SHOWN IN IMPERIAL.


CONSULTANT:
AKF
ONE LIBERTY PLAZA, 165 BROADWAY, 22nd FLOOR
NEW YORK, NY 10006
T: 212.354.5656 F: 212.354.5668
Arlington | Boise | Mexico City | Minneapolis | New York
Philadelphia | Princeton | Seattle | Southeast | Stamford


PROJECT:

**217 WEST 57TH STREET**

NEW YORK, NY

DRAWING TITLE:

PLUMBING
DOMESTIC WATER RISER DIAGRAM

SEAL & SIGNATURE:

STATE OF NEW YORK · MICHAEL J. DOHERTY · No. 075136 · LICENSED PROFESSIONAL ENGINEER

| | |
|---|---|
| DATE: | 04/04/14 |
| PROJECT No: | Y130747-000 |
| DRAWN: JRD | REV: 11 |
| CHK: JRD | |
| SCALE: NONE | |
| DWG No: | **P-304.00** |
| DOB PAGE No: | 69 of 100 |

DOB EMPLOYEE STAMP:

DOB B-SCAN:

FILE NAME: C:\Revit Local Files\Y130747-000-AKF-865_MEP15-CENTRAL_sbarnhart.rvt
PLOT DATE: 10/19/2016 5:42:52 PM

DEPT OF BLDGS 121235635 Job Number
E539906799 Scan Code




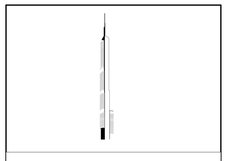

KEY PLAN:

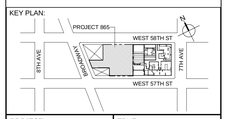


PROJECT NORTH | TRUE NORTH

DEVELOPER:
***EXTELL DEVELOPMENT COMPANY***
805 THIRD AVENUE, 7TH FLOOR
New York, NY 10022 USA
TEL: 212 712 6000 FAX: 212 712 6100

DESIGN ARCHITECT: Base Building Shell & Core
***ADRIAN SMITH + GORDON GILL ARCHITECTURE***
111 WEST MONROE STREET SUITE 2300
CHICAGO IL 60603
TEL: 312 920 1888 FAX: 312 920 1775

INTERIOR DESIGNER: Residential
***Rottet Architecture and Design Studio, PLLC***
298 Fifth Ave, 7th Floor
New York, NY 10001
TEL: 646 998 7000 FAX:

ARCHITECT OF RECORD:Base Building Shell, Core, & Residential
***AAI ARCHITECTS, P.C.***
401 Wellington St. W., 3rd Floor
Toronto, ON M5V 1E7 Canada
TEL: 416 967 1500 FAX: 416 967 7150

STRUCTURAL ENGINEERS:
***WSP CANTOR SEINUK***
228 EAST 45th Street
New York, NY 10017 USA
TEL: 212 687 9888 FAX: 646 487 5501

MEP ENGINEERS:
***AKF GROUP***
One Liberty Plaza, 165 Broadway, 22nd Floor
New York, NY 10006 USA
TEL: 212 354 5656 FAX: 212 354 5668

GEOTECHNICAL ENGINEERS:
***Langan Engineering & Environmental Services***
21 Penn Plaza - 360 West 31st Street, 8th Floor
New York, NY 10001-2727
TEL: 212 479 5400 FAX: 212 479 5444

CODE CONSULTANTS:
***Construction Consulting Associates***
100 Church Street
New York, NY 10007
TEL: 212 385 1818 FAX: 212 385 1911

CURTAINWALL CONSULTANT:
***AJLP Consulting***
40 Worth Street, Suite 826
New York, NY 10013
TEL: 212 757 5659 FAX: 646 219 8508

LANDMARK/PRESERVATION CONSULTANT:
***Jan Hird Pokorny Associates, Inc.***
39 West 37th Street, 12A
New York, NY 10018
TEL: 212 759 6462 FAX: 212 759 6540

| No. | DESCRIPTION | DATE |
|---|---|---|
| 1 | ISSUED FOR SCHEMATIC DESIGN | 04 APR 2014 |
| 2 | ISSUED FOR DESIGN DEVELOPMENT | 01 JUL 2014 |
| 3 | ISSUED FOR DESIGN DEVELOPMENT | 31 JUL 2014 |
| 4 | CD PROGRESS ISSUE 1 | 15 OCT 2014 |
| 5 | ISSUED FOR BID - PLUMBING | 15 OCT 2014 |
| 6 | DOB SUBMISSION | 19 DEC 2014 |
| 7 | CD PROGRESS ISSUE 3 | 09 MAR 2015 |
| 8 | CD PROGRESS ISSUE 5 | 10 AUG 2015 |
| 9 | DOB AMENDMENT 2 | 18 SEP 2015 |
| 10 | CD PROGRESS ISSUE 6 | 02 NOV 2015 |
| 11 | CD PROGRESS ISSUE 8 - GMP SET | 18 MAR 2016 |
| 12 | CD BULLETIN ISSUE 4 | 15 JUL 2016 |
| 13 | DOB AMENDMENT 3 | 03 OCT 2016 |

Discrepancies must be reported immediately to the Architect before proceeding. Only figured dimensions are to be used. Contractors must check all dimensions on site. This drawing is protected by copyright.

ALL DIMENSIONS ARE SHOWN IN IMPERIAL.

CONSULTANT:
AKF
ONE LIBERTY PLAZA, 165 BROADWAY, 22nd FLOOR
NEW YORK, NY 10006
T: 212.354.5656 F: 212.354.5668
Arlington | Denver | Miami | Los Angeles | Minneapolis | Mexico City | Washington | Beijing | Hong Kong
Philadelphia | Houston | Toronto | Stockholm | Jeddah

PROJECT:
**217 WEST 57TH STREET**
NEW YORK, NY

DRAWING TITLE:
PLUMBING
DOMESTIC WATER RISER DIAGRAM

SEAL & SIGNATURE:

| | |
|---|---|
| DATE: | 04/04/14 |
| PROJECT No: | Y130747-000 |
| DRAWN: JRD | REV: 13 |
| CHK: JRD | |
| SCALE: NONE | |
| DWG No: | P-305.02 |
| DOB PAGE No: | 70 of 100 |

DOB EMPLOYEE STAMP: DOB B-SCAN:

36" x 48" Arch E, SHEET SIZE
FILE NAME: C:\Revit Local Files\Y130747-000-AKF-865_MEP-SI-CENTRAL_sdamicha.rvt
PLOT DATE: 10/18/2016 5:43:29 PM

DEPT OF BLDGS 421263426 Job Number
E302162990 Scan Code

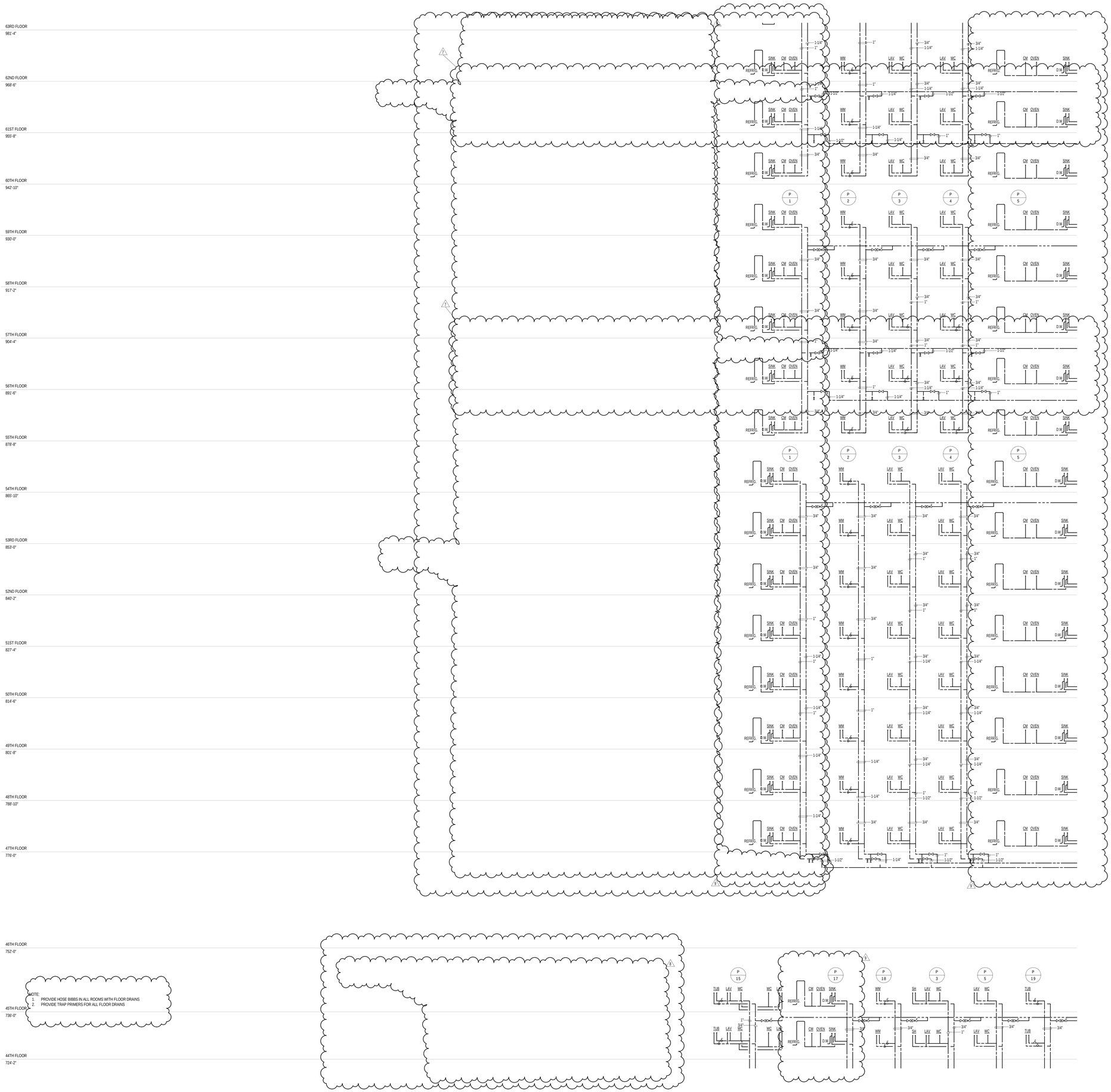


KEY PLAN:

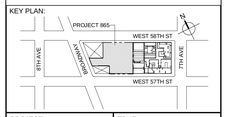


PROJECT NORTH

TRUE NORTH

DEVELOPER:
***EXTELL DEVELOPMENT COMPANY***
805 THIRD AVENUE, 7TH FLOOR
New York, NY 10022 USA
TEL: 212 712 6000 FAX: 212 712 6100

DESIGN ARCHITECT: Base Building Shell & Core
***ADRIAN SMITH + GORDON GILL ARCHITECTURE***
111 WEST MONROE STREET SUITE 2300
CHICAGO IL 60603
TEL: 312 920 1888 FAX: 312 920 1775

INTERIOR DESIGNER: Residential
***Rottet Architecture and Design Studio, PLLC***
298 Fifth Ave, 7th Floor
New York, NY 10001
TEL: 646 998 7000 FAX:

ARCHITECT OF RECORD:Base Building Shell, Core, & Residential
***AAI ARCHITECTS, P.C.***
401 Wellington St. W., 3rd Floor
Toronto, ON M5V 1E7 Canada
TEL: 416 967 1500 FAX: 416 967 7150

STRUCTURAL ENGINEERS:
***WSP CANTOR SEINUK***
228 EAST 45th Street
New York, NY 10017 USA
TEL: 212 687 9888 FAX: 646 487 5501

MEP ENGINEERS:
***AKF GROUP***
One Liberty Plaza, 165 Broadway, 22nd Floor
New York, NY 10006 USA
TEL: 212 354 5656 FAX: 212 354 5668

GEOTECHNICAL ENGINEERS:
***Langan Engineering & Environmental Services***
21 Penn Plaza - 360 West 31st Street, 8th Floor
New York, NY 10001-2727
TEL: 212 479 5400 FAX: 212 479 5444

CODE CONSULTANTS:
***Construction Consulting Associates***
100 Church Street
New York, NY 10007
TEL: 212 385 1818 FAX: 212 385 1911

CURTAINWALL CONSULTANT:
***AJLP Consulting***
40 Worth Street. Suite 826
New York, NY 10013
TEL: 212 757 5659 FAX: 646 219 8508

LANDMARK/PRESERVATION CONSULTANT:
***Jan Hird Pokorny Associates, Inc.***
39 West 37th Street, 12A
New York, NY 10018
TEL: 212 759 6462 FAX: 212 759 6540

| No. | DESCRIPTION | DATE |
|---|---|---|
| 1 | CD PROGRESS ISSUE 1 | 15 OCT 2014 |
| 2 | ISSUED FOR BID - PLUMBING | 15 OCT 2014 |
| 3 | DOB SUBMISSION | 19 DEC 2014 |
| 4 | CD PROGRESS ISSUE 5 | 10 AUG 2015 |
| 5 | DOB AMENDMENT 2 | 18 SEP 2015 |
| 6 | CD PROGRESS ISSUE 6 | 02 NOV 2015 |
| 7 | CD PROGRESS ISSUE 8 - GMP SET | 18 MAR 2016 |
| 8 | CD BULLETIN ISSUE 3 | 25 MAY 2016 |
| 9 | CD BULLETIN ISSUE 4 | 15 JUL 2016 |
| 10 | DOB AMENDMENT 3 | 03 OCT 2016 |

0 4'-0" 8'-0" 16'-0"

Discrepancies must be reported immediately to the Architect before proceeding. Only figured dimensions are to be used. Contractors must check all dimensions on site. This drawing is protected by copyright.

ALL DIMENSIONS ARE SHOWN IN IMPERIAL.

CONSULTANT:
AKF
ONE LIBERTY PLAZA, 165 BROADWAY, 22nd FLOOR
NEW YORK, NY 10006
T: 212.354.5656 F: 212.354.5668
Philadelphia • Princeton • Dallas • Cincinnati • Stamford

PROJECT:

**217 WEST 57TH STREET**
NEW YORK, NY

DRAWING TITLE:

PLUMBING
DOMESTIC WATER RISER DIAGRAM

SEAL & SIGNATURE:

STATE OF NEW YORK · JAMES RUDOLPH DEPEW · 024918 · LICENSED PROFESSIONAL ENGINEER

| | |
|---|---|
| DATE: | 10/15/14 |
| PROJECT No: | Y130747-000 |
| DRAWN: JRD | REV: 10 |
| CHK: JRD | |
| SCALE: NONE | |
| DWG No: | **P-306.00** |
| DOB PAGE No: | 71 of 100 |

DOB EMPLOYEE STAMP:

DOB B-SCAN:

36" x 48" Arch E SHEET SIZE
FILE NAME: C:\Revit Local Files\Y130747-000-AKF-MEP_MEP15-CENTRAL_sdimecha.rvt
PLOT DATE: 10/15/2015 4:53:39 PM

DEPT OF BLDGS 121263505 Job Number
E346260516 Scan Code

KEY PLAN:

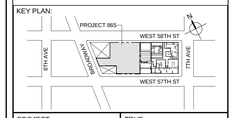


PROJECT NORTH | TRUE NORTH

DEVELOPER:
***EXTELL DEVELOPMENT COMPANY***
805 THIRD AVENUE, 7TH FLOOR
New York, NY 10022 USA
TEL: 212 712 6000 FAX: 212 712 6100

DESIGN ARCHITECT: Base Building Shell & Core
***ADRIAN SMITH + GORDON GILL ARCHITECTURE***
111 WEST MONROE STREET SUITE 2300
CHICAGO IL 60603
TEL: 312 920 1888 FAX: 312 920 1775

INTERIOR DESIGNER: Residential
***Rottet Architecture and Design Studio, PLLC***
298 Fifth Ave, 7th Floor
New York, NY 10001
TEL: 646 998 7000 FAX:

ARCHITECT OF RECORD:Base Building Shell, Core, & Residential
***AAI ARCHITECTS, P.C.***
401 Wellington St. W., 3rd Floor
Toronto, ON M5V 1E7 Canada
TEL: 416 967 1500 FAX: 416 967 7150

STRUCTURAL ENGINEERS:
***WSP CANTOR SEINUK***
228 EAST 45th Street
New York, NY 10017 USA
TEL: 212 687 9888 FAX: 646 487 5501

MEP ENGINEERS:
***AKF GROUP***
One Liberty Plaza, 165 Broadway, 22nd Floor
New York, NY 10006 USA
TEL: 212 354 5656 FAX: 212 354 5668

GEOTECHNICAL ENGINEERS:
***Langan Engineering & Environmental Services***
21 Penn Plaza - 360 West 31st Street, 8th Floor
New York, NY 10001-2727
TEL: 212 479 5400 FAX: 212 479 5444

CODE CONSULTANTS:
***Construction Consulting Associates***
100 Church Street
New York, NY 10007
TEL: 212 385 1818 FAX: 212 385 1911

CURTAINWALL CONSULTANT:
***AJLP Consulting***
40 Worth Street, Suite 826
New York, NY 10013
TEL: 212 757 5659 FAX: 646 219 8508

LANDMARK/PRESERVATION CONSULTANT:
***Jan Hird Pokorny Associates, Inc.***
39 West 37th Street, 12A
New York, NY 10018
TEL: 212 759 6462 FAX: 212 759 6540

| No. | DESCRIPTION | DATE |
|---|---|---|
| 1 | CD PROGRESS ISSUE 1 | 15 OCT 2014 |
| 2 | ISSUED FOR BID - PLUMBING | 15 OCT 2014 |
| 3 | DOB SUBMISSION | 19 DEC 2014 |
| 4 | CD PROGRESS ISSUE 3 | 09 MAR 2015 |
| 5 | CD PROGRESS ISSUE 5 | 10 AUG 2015 |
| 6 | DOB AMENDMENT 2 | 18 SEP 2015 |
| 7 | CD PROGRESS ISSUE 6 | 02 NOV 2015 |
| 8 | CD PROGRESS ISSUE 8 - GMP SET | 18 MAR 2016 |
| 9 | CD BULLETIN ISSUE 4 | 15 JUL 2016 |
| 10 | DOB AMENDMENT 3 | 03 OCT 2016 |

0 4'-0" 8'-0" 16'-0"

Discrepancies must be reported immediately to the Architect before proceeding. Only figured dimensions are to be used. Contractors must check all dimensions on site. This drawing is protected by copyright.

ALL DIMENSIONS ARE SHOWN IN IMPERIAL.

CONSULTANT:
AKF
ONE LIBERTY PLAZA, 165 BROADWAY, 22nd FLOOR
NEW YORK, NY 10006
T: 212.354.5656 F: 212.354.5668
Atlanta / Boise / Mexico City / Minneapolis / New York
Philadelphia / Houston / Fairfax / Spokane / Stamford

PROJECT:
**217 WEST 57TH STREET**
NEW YORK, NY

DRAWING TITLE:
PLUMBING
DOMESTIC WATER RISER DIAGRAM

SEAL & SIGNATURE:

| | |
|---|---|
| DATE: | 10/15/14 |
| PROJECT No: | Y130747-000 |
| DRAWN: JRD | REV: 10 |
| CHK: JRD | |
| SCALE: NONE | |
| DWG No: | P-307.02 |
| DOB PAGE No: | 72 of 100 |

DOB EMPLOYEE STAMP: DOB B-SCAN:

36" x 48" Arch E, SHEET SIZE
FILE NAME: C:\Revit Local Files\Y130747-000-AKF-MEL-MEP15-CENTRAL_sBlancNx.rvt
PLOT DATE: 10/15/2015 3:44:12 PM

DEPT OF BLDGS 121263025 Job Number
E3135451774 Scan Code

36" x 48" Arch E SHEET SIZE

81ST FLOOR
1244'-2"

80TH FLOOR
1231'-4"

79TH FLOOR
1218'-6"

78TH FLOOR
1205'-8"

77TH FLOOR
1192'-10"

76TH FLOOR
1180'-0"

75TH FLOOR
1167'-2"

74TH FLOOR
1154'-2"

73RD FLOOR
1141'-6"

72ND FLOOR
1128'-8"

71ST FLOOR
1115'-10

70TH FLOOR
1099'-10"

69TH FLOOR
1083'-10"

68TH FLOOR
1067'-10"

67TH MEZZ

67TH FLOOR
1035'-10"

66TH FLOOR
1019'-10"

65TH FLOOR
1007'-0"

64TH FLOOR
994'-2"

63RD FLOOR
981'-4"



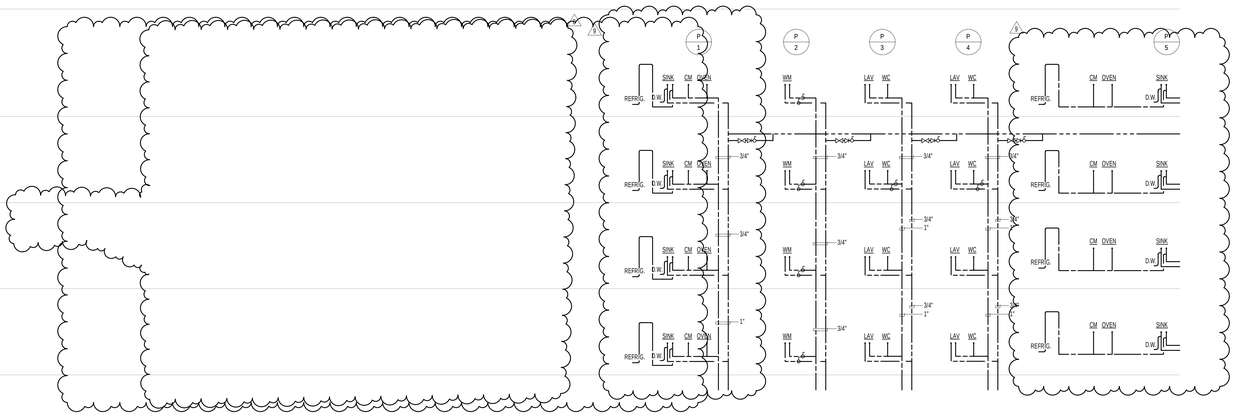


NOTE:
1. PROVIDE HOSE BIBBS IN ALL ROOMS WITH FLOOR DRAINS
2. PROVIDE TRAP PRIMERS FOR ALL FLOOR DRAINS

KEY PLAN:

PROJECT NORTH

TRUE NORTH

DEVELOPER:
***EXTELL DEVELOPMENT COMPANY***
805 THIRD AVENUE, 7TH FLOOR
New York, NY 10022 USA
TEL: 212 712 6000 FAX: 212 712 6100

DESIGN ARCHITECT: Base Building Shell & Core
***ADRIAN SMITH + GORDON GILL ARCHITECTURE***
111 WEST MONROE STREET SUITE 2300
CHICAGO IL 60603
TEL: 312 920 1888 FAX: 312 920 1775

INTERIOR DESIGNER: Residential
***Rottet Architecture and Design Studio, PLLC***
298 Fifth Ave, 7th Floor
New York, NY 10001
TEL: 646 998 7000 FAX:

ARCHITECT OF RECORD:Base Building Shell, Core, & Residential
***AAI ARCHITECTS, P.C.***
401 Wellington St. W., 3rd Floor
Toronto, ON M5V 1E7 Canada
TEL: 416 967 1500 FAX: 416 967 7150

STRUCTURAL ENGINEERS:
***WSP CANTOR SEINUK***
228 EAST 45th Street
New York, NY 10017 USA
TEL: 212 687 9888 FAX: 646 487 5501

MEP ENGINEERS:
***AKF GROUP***
One Liberty Plaza, 165 Broadway, 22nd Floor
New York, NY 10006 USA
TEL: 212 354 5656 FAX: 212 354 5668

GEOTECHNICAL ENGINEERS:
***Langan Engineering & Environmental Services***
21 Penn Plaza - 360 West 31st Street, 8th Floor
New York, NY 10001-2727
TEL: 212 479 5400 FAX: 212 479 5444

CODE CONSULTANTS:
***Construction Consulting Associates***
100 Church Street
New York, NY 10007
TEL: 212 385 1818 FAX: 212 385 1911

CURTAINWALL CONSULTANT:
***AJLP Consulting***
40 Worth Street. Suite 826
New York, NY 10013
TEL: 212 757 5659 FAX: 646 219 8508

LANDMARK/PRESERVATION CONSULTANT:
***Jan Hird Pokorny Associates, Inc.***
39 West 37th Street, 12A
New York, NY 10018
TEL: 212 759 6462 FAX: 212 759 6540

| No. | DESCRIPTION | DATE |
|---|---|---|
| 1 | CD PROGRESS ISSUE 1 | 15 OCT 2014 |
| 2 | ISSUED FOR BID - PLUMBING | 15 OCT 2014 |
| 3 | DOB SUBMISSION | 19 DEC 2014 |
| 4 | CD PROGRESS ISSUE 5 | 10 AUG 2015 |
| 5 | DOB AMENDMENT 2 | 18 SEP 2015 |
| 6 | CD PROGRESS ISSUE 6 | 02 NOV 2015 |
| 7 | CD PROGRESS ISSUE 8 - GMP SET | 18 MAR 2016 |
| 8 | CD BULLETIN ISSUE 3 | 25 MAY 2016 |
| 9 | CD BULLETIN ISSUE 4 | 15 JUL 2016 |
| 10 | DOB AMENDMENT 3 | 03 OCT 2016 |

0 4'-0" 8'-0" 16'-0"

Discrepancies must be reported immediately to the Architect before proceeding. Only figured dimensions are to be used. Contractors must check all dimensions on site. This drawing is protected by copyright.

ALL DIMENSIONS ARE SHOWN IN IMPERIAL.

CONSULTANT:
AKF
ONE LIBERTY PLAZA, 165 BROADWAY, 22nd FLOOR
NEW YORK, NY 10006
T: 212.354.5656 F: 212.354.5668
Atlanta • Dallas • Miami-Dade • Philadelphia • Seattle-Hqs
Plumbing • Fire Protection • Gas • Mechanical • Sustainable

PROJECT:
**217 WEST 57TH STREET**
NEW YORK, NY

DRAWING TITLE:
PLUMBING
DOMESTIC WATER RISER DIAGRAM

SEAL & SIGNATURE:
STATE OF NEW YORK · CHRISTOPHER D. POLK · 081-079139 · LICENSED PROFESSIONAL ENGINEER

| | |
|---|---|
| DATE: | 10/15/14 |
| PROJECT No: | Y130747-000 |
| DRAWN: JRD | REV: |
| CHK: JRD | 10 |
| SCALE: NONE | |
| DWG No: | P-308.00 |
| DOB PAGE No: | 73 of 100 |

DOB EMPLOYEE STAMP:

DOB B-SCAN:

FILE NAME: C:\Revit Local Files\Y130747-000-AKF-865_MEP15-CENTRAL_ddarchuk.rvt
PLOT DATE: 10/15/2015 5:44:19 PM

DEPT OF BLDGS 121282505 Job Number
E365439704S Scan Code

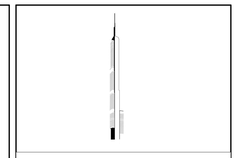

KEY PLAN:

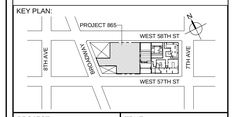


PROJECT NORTH

TRUE NORTH

DEVELOPER:
***EXTELL DEVELOPMENT COMPANY***
805 THIRD AVENUE, 7TH FLOOR
New York, NY 10022 USA
TEL: 212 712 6000 FAX: 212 712 6100

DESIGN ARCHITECT: Base Building Shell & Core
***ADRIAN SMITH + GORDON GILL ARCHITECTURE***
111 WEST MONROE STREET SUITE 2300
CHICAGO IL 60603
TEL: 312 920 1888 FAX: 312 920 1775

INTERIOR DESIGNER: Residential
***Rottet Architecture and Design Studio, PLLC***
298 Fifth Ave, 7th Floor
New York, NY 10001
TEL: 646 998 7000 FAX:

ARCHITECT OF RECORD:Base Building Shell, Core, & Residential
***AAI ARCHITECTS, P.C.***
401 Wellington St. W., 3rd Floor
Toronto, ON M5V 1E7 Canada
TEL: 416 967 1500 FAX: 416 967 7150

STRUCTURAL ENGINEERS:
***WSP CANTOR SEINUK***
228 EAST 45th Street
New York, NY 10017 USA
TEL: 212 687 9888 FAX: 646 487 5501

MEP ENGINEERS:
***AKF GROUP***
One Liberty Plaza, 165 Broadway, 22nd Floor
New York, NY 10006 USA
TEL: 212 354 5656 FAX: 212 354 5668

GEOTECHNICAL ENGINEERS:
***Langan Engineering & Environmental Services***
21 Penn Plaza - 360 West 31st Street, 8th Floor
New York, NY 10001-2727
TEL: 212 479 5400 FAX: 212 479 5444

CODE CONSULTANTS:
***Construction Consulting Associates***
100 Church Street
New York, NY 10007
TEL: 212 385 1818 FAX: 212 385 1911

CURTAINWALL CONSULTANT:
***AJLP Consulting***
40 Worth Street, Suite 826
New York, NY 10013
TEL: 212 757 5659 FAX: 646 219 8508

LANDMARK/PRESERVATION CONSULTANT:
***Jan Hird Pokorny Associates, Inc.***
39 West 37th Street, 12A
New York, NY 10018
TEL: 212 759 6462 FAX: 212 759 6540

| No. | DESCRIPTION | DATE |
|---|---|---|
| 1 | CD PROGRESS ISSUE 1 | 15 OCT 2014 |
| 2 | ISSUED FOR BID - PLUMBING | 15 OCT 2014 |
| 3 | DOB SUBMISSION | 19 DEC 2014 |
| 4 | CD PROGRESS ISSUE 3 | 09 MAR 2015 |
| 5 | CD PROGRESS ISSUE 5 | 10 AUG 2015 |
| 6 | DOB AMENDMENT 2 | 18 SEP 2015 |
| 7 | CD PROGRESS ISSUE 6 | 02 NOV 2015 |
| 8 | CD PROGRESS ISSUE 8 - GMP SET | 18 MAR 2016 |
| 9 | CD BULLETIN ISSUE 3 | 25 MAY 2016 |
| 10 | CD BULLETIN ISSUE 4 | 15 JUL 2016 |
| 11 | DOB AMENDMENT 3 | 03 OCT 2016 |

0 4'-0" 8'-0" 16'-0"

Discrepancies must be reported immediately to the Architect before proceeding. Only figured dimensions are to be used. Contractors must check all dimensions on site. This drawing is protected by copyright.

ALL DIMENSIONS ARE SHOWN IN IMPERIAL.

CONSULTANT:
AKF
ONE LIBERTY PLAZA, 165 BROADWAY, 22nd FLOOR
NEW YORK, NY 10006
T: 212.354.5656 F: 212.354.5668
Arlington / Boston / Kansas City / Minneapolis / New York
Philadelphia / Princeton / Fairfax / Rochester / Stamford

PROJECT:

**217 WEST 57TH STREET**
NEW YORK, NY

DRAWING TITLE:

PLUMBING
DOMESTIC WATER RISER DIAGRAM

SEAL & SIGNATURE:

| | |
|---|---|
| DATE: | 10/15/14 |
| PROJECT No: | Y130747-000 |
| DRAWN: JRD | REV: 11 |
| CHK: JRD | |
| SCALE: NONE | |
| DWG No: | P-309.02 |
| DOB PAGE No: | 74 of 100 |

DOB EMPLOYEE STAMP:

DOB B-SCAN:

36" x 48" Arch E - SHEET SIZE
FILE NAME: C:\Users\Local Files\Y130747-000-AKF-865_MEP15-CENTRAL_dsilanchuk.rvt
PLOT DATE: 10/15/2015 8:44:49 PM

DEPT OF BLDGS 121263425 Job Number
E-559760390954 Scan Code

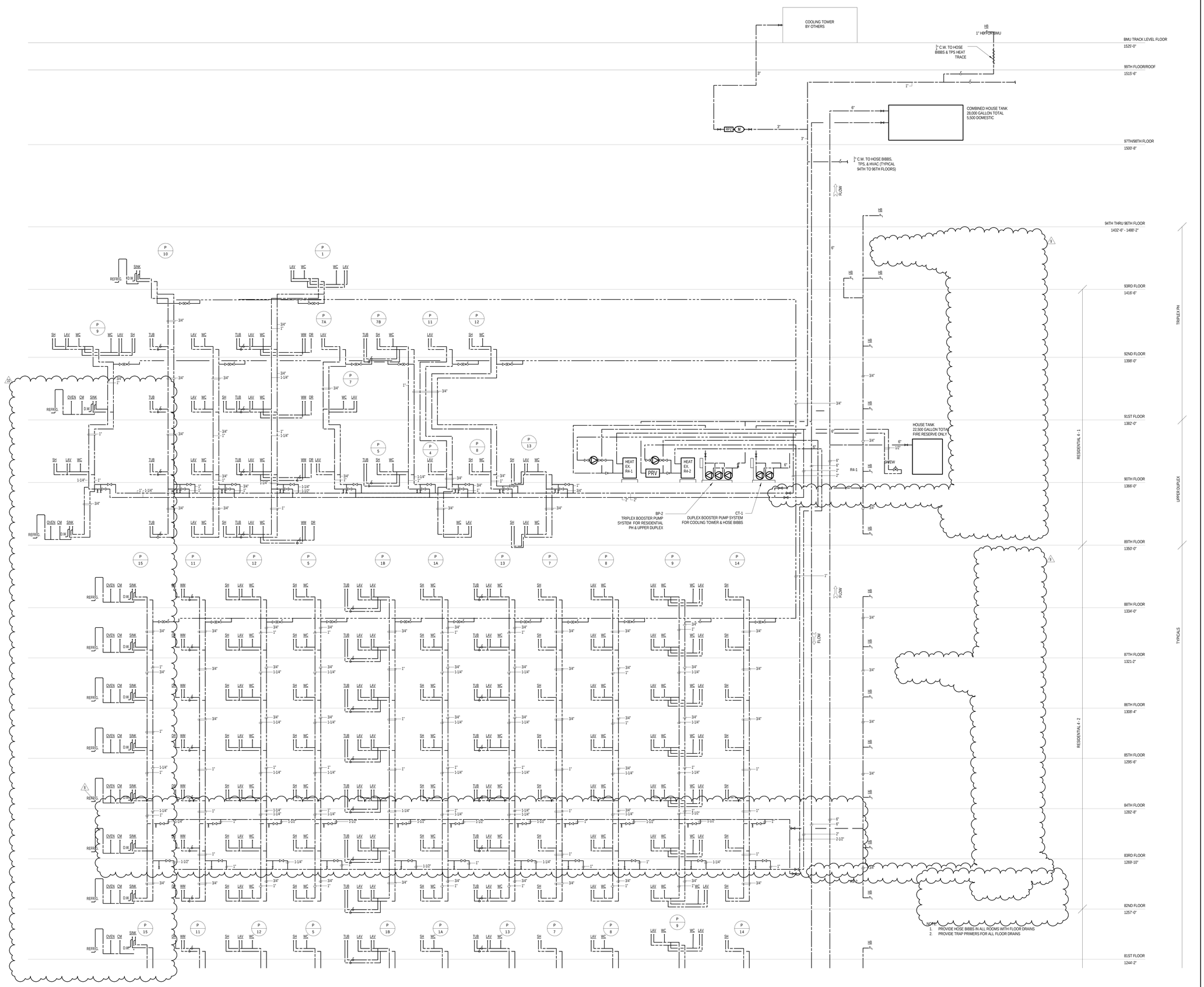


KEY PLAN:

PROJECT NORTH

TRUE NORTH

DEVELOPER:
***EXTELL DEVELOPMENT COMPANY***
805 THIRD AVENUE, 7TH FLOOR
New York, NY 10022 USA
TEL: 212 712 6000 FAX: 212 712 6100

DESIGN ARCHITECT: Base Building Shell & Core
***ADRIAN SMITH + GORDON GILL ARCHITECTURE***
111 WEST MONROE STREET SUITE 2300
CHICAGO IL 60603
TEL: 312 920 1888 FAX: 312 920 1775

INTERIOR DESIGNER: Residential
***Rottet Architecture and Design Studio, PLLC***
298 Fifth Ave, 7th Floor
New York, NY 10001
TEL: 646 998 7000 FAX:

ARCHITECT OF RECORD:Base Building Shell, Core, & Residential
***AAI ARCHITECTS, P.C.***
401 Wellington St. W., 3rd Floor
Toronto, ON M5V 1E7 Canada
TEL: 416 967 1500 FAX: 416 967 7150

STRUCTURAL ENGINEERS:
***WSP CANTOR SEINUK***
228 EAST 45th Street
New York, NY 10017 USA
TEL: 212 687 9888 FAX: 646 487 5501

MEP ENGINEERS:
***AKF GROUP***
One Liberty Plaza, 165 Broadway, 22nd Floor
New York, NY 10006 USA
TEL: 212 354 5656 FAX: 212 354 5668

GEOTECHNICAL ENGINEERS:
***Langan Engineering & Environmental Services***
21 Penn Plaza - 360 West 31st Street, 8th Floor
New York, NY 10001-2727
TEL: 212 479 5400 FAX: 212 479 5444

CODE CONSULTANTS:
***Construction Consulting Associates***
100 Church Street
New York, NY 10007
TEL: 212 385 1818 FAX: 212 385 1911

CURTAINWALL CONSULTANT:
***AJLP Consulting***
40 Worth Street. Suite 826
New York, NY 10013
TEL: 212 757 5659 FAX: 646 219 8508

LANDMARK/PRESERVATION CONSULTANT:
***Jan Hird Pokorny Associates, Inc.***
39 West 37th Street, 12th
New York, NY 10018
TEL: 212 759 6462 FAX: 212 759 6540

| No. | DESCRIPTION | DATE |
|---|---|---|
| 1 | CD PROGRESS ISSUE 1 | 15 OCT 2014 |
| 2 | ISSUED FOR BID - PLUMBING | 15 OCT 2014 |
| 3 | DOB SUBMISSION | 19 DEC 2014 |
| 4 | CD PROGRESS ISSUE 3 | 09 MAR 2015 |
| 5 | CD PROGRESS ISSUE 5 | 10 AUG 2015 |
| 6 | DOB AMENDMENT 2 | 18 SEP 2015 |
| 7 | CD PROGRESS ISSUE 6 | 02 NOV 2015 |
| 8 | CD PROGRESS ISSUE 8 - GMP SET | 18 MAR 2016 |
| 9 | CD BULLETIN ISSUE 3 | 25 MAY 2016 |
| 10 | CD BULLETIN ISSUE 4 | 15 JUL 2016 |
| 11 | DOB AMENDMENT 3 | 03 OCT 2016 |

0 4'-0" 8'-0" 16'-0"

Discrepancies must be reported immediately to the Architect before proceeding. Only figured dimensions are to be used. Contractors must check all dimensions on site. This drawing is protected by copyright.

ALL DIMENSIONS ARE SHOWN IN IMPERIAL.

CONSULTANT:
AKF
ONE LIBERTY PLAZA, 165 BROADWAY, 22nd FLOOR
NEW YORK, NY 10006
T: 212.354.5656 F: 212.354.5668
Chicago | Denver | Miami | New York City | Washington | Walnut Creek
Philadelphia | Houston | Toronto | Stockholm | Jeddah

PROJECT:

# 217 WEST 57TH STREET
NEW YORK, NY

DRAWING TITLE:

PLUMBING
DOMESTIC WATER RISER DIAGRAM

SEAL & SIGNATURE:

| | |
|---|---|
| DATE: | 10/15/14 |
| PROJECT No: | Y130747-000 |
| DRAWN: JRD | REV: 11 |
| CHK: JRD | |
| SCALE: NONE | |
| DWG No: | P-311.02 |
| DOB PAGE No: | 75 of 100 |

DOB EMPLOYEE STAMP:

DOB B-SCAN:

36" x 48" Arch E, SHEET SIZE
FILE NAME: C:\Revit Local Files\Y130747-000-AKF-865_MEP16-CENTRAL_sdavenna.rvt
PLOT DATE: 10/15/2016 5:45:13 PM

DEPT OF BLDGS 421263635 Job Number
E350563589 Scan Code

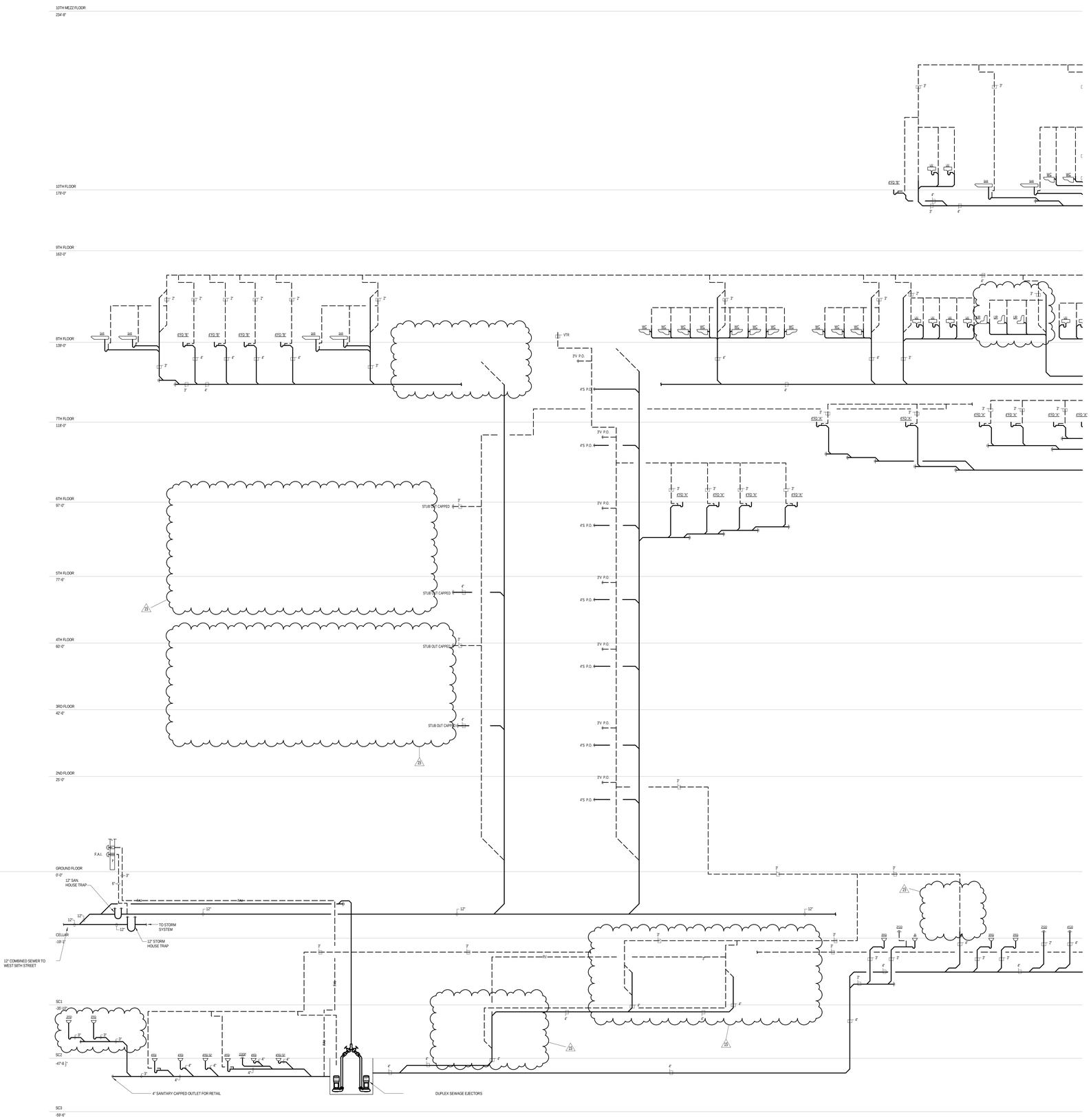


KEY PLAN:

PROJECT NORTH

TRUE NORTH

DEVELOPER:
***EXTELL DEVELOPMENT COMPANY***
805 THIRD AVENUE, 7TH FLOOR
New York, NY 10022 USA
TEL: 212 712 6000 FAX: 212 712 6100

DESIGN ARCHITECT: Base Building Shell & Core
***ADRIAN SMITH + GORDON GILL ARCHITECTURE***
111 WEST MONROE STREET SUITE 2300
CHICAGO IL 60603
TEL: 312 920 1888 FAX: 312 920 1775

INTERIOR DESIGNER: Residential
***Rottet Architecture and Design Studio, PLLC***
298 Fifth Ave, 7th Floor
New York, NY 10001
TEL: 646 998 7000 FAX:

ARCHITECT OF RECORD:Base Building Shell, Core, & Residential
***AAI ARCHITECTS, P.C.***
401 Wellington St. W., 3rd Floor
Toronto, ON M5V 1E7 Canada
TEL: 416 967 1500 FAX: 416 967 7150

STRUCTURAL ENGINEERS:
***WSP CANTOR SEINUK***
228 EAST 45th Street
New York, NY 10017 USA
TEL: 212 687 9888 FAX: 646 487 5501

MEP ENGINEERS:
***AKF GROUP***
One Liberty Plaza, 165 Broadway, 22nd Floor
New York, NY 10006 USA
TEL: 212 354 5656 FAX: 212 354 5668

GEOTECHNICAL ENGINEERS:
***Langan Engineering & Environmental Services***
21 Penn Plaza - 360 West 31st Street, 8th Floor
New York, NY 10001-2727
TEL: 212 479 5400 FAX: 212 479 5444

CODE CONSULTANTS:
***Construction Consulting Associates***
100 Church Street
New York, NY 10007
TEL: 212 385 1818 FAX: 212 385 1911

CURTAINWALL CONSULTANT:
***AJLP Consulting***
40 Worth Street. Suite 826
New York, NY 10013
TEL: 212 757 5659 FAX: 646 219 8508

LANDMARK/PRESERVATION CONSULTANT:
***Jan Hird Pokorny Associates, Inc.***
39 West 37th Street, 12A
New York, NY 10018
TEL: 212 759 6462 FAX: 212 759 6540

| No. | DESCRIPTION | DATE |
|---|---|---|
| 1 | ISSUED FOR SCHEMATIC DESIGN | 04 APR 2014 |
| 2 | ISSUED FOR DESIGN DEVELOPMENT | 01 JUL 2014 |
| 3 | ISSUED FOR DESIGN DEVELOPMENT | 31 JUL 2014 |
| 4 | CD PROGRESS ISSUE 1 | 15 OCT 2014 |
| 5 | ISSUED FOR BID - PLUMBING | 15 OCT 2014 |
| 6 | ISSUED FOR FILING | 25 NOV 2014 |
| 7 | DOB SUBMISSION | 19 DEC 2014 |
| 8 | CD PROGRESS ISSUE 3 | 09 MAR 2015 |
| 9 | CD PROGRESS ISSUE 4 | 01 JUN 2015 |
| 10 | CD PROGRESS ISSUE 5 | 10 AUG 2015 |
| 11 | DOB AMENDMENT 2 | 18 SEP 2015 |
| 12 | CD PROGRESS ISSUE 6 | 02 NOV 2015 |
| 13 | CD PROGRESS ISSUE 7 | 29 JAN 2016 |
| 14 | CD PROGRESS ISSUE 8 - GMP SET | 18 MAR 2016 |
| 15 | CD BULLETIN ISSUE 6 | 26 AUG 2016 |
| 16 | DOB AMENDMENT 3 | 03 OCT 2016 |

Discrepancies must be reported immediately to the Architect before proceeding. Only figured dimensions are to be used. Contractors must check all dimensions on site. This drawing is protected by copyright.

ALL DIMENSIONS ARE SHOWN IN IMPERIAL.

CONSULTANT:
AKF
ONE LIBERTY PLAZA, 165 BROADWAY, 22nd FLOOR
NEW YORK, NY 10006
T: 212.354.5656 F: 212.354.5668
Arlington / Boston / Kansas City / Minneapolis / New York
Philadelphia / Princeton / Pueblo / Rochester / Stamford

PROJECT:
**217 WEST 57TH STREET**
NEW YORK, NY

DRAWING TITLE:
PLUMBING
SANITARY RISER DIAGRAM

SEAL & SIGNATURE:

STATE OF NEW YORK · JAMES P. GILLIGAN · 075.01 · LICENSED PROFESSIONAL ENGINEER

| | |
|---|---|
| DATE: | 04/04/14 |
| PROJECT No: | Y130747-000 |
| DRAWN: JRD | REV: |
| CHK: JRD | 16 |
| SCALE: NONE | |
| DWG No: | |
| **P-312.02** | |
| DOB PAGE No: | 76 of 100 |

DOB EMPLOYEE STAMP:

DOB B-SCAN:

36" x 48" Arch E - SHEET SIZE

FILE NAME: C:\Users\Local Files\Y130747-000-AKF-865_MEP15-CENTRAL_sidecrick.rvt
PLOT DATE: 10/19/2015 8:40:23 PM

DEPT OF BLDGS 121263426 Job Number
E526072565 Scan Code

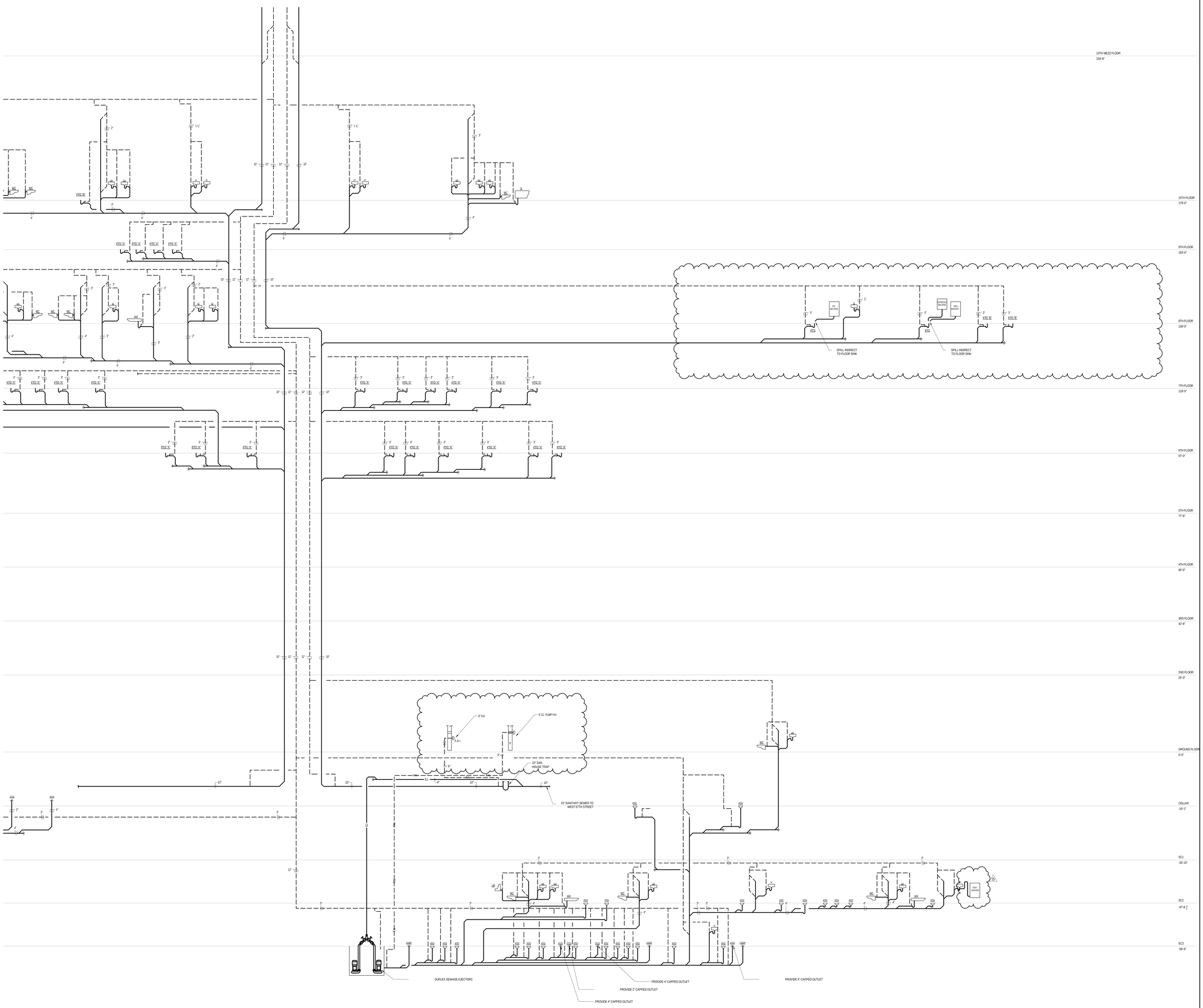


KEY PLAN:

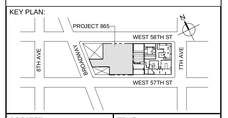


PROJECT NORTH

TRUE NORTH

DEVELOPER:
***EXTELL DEVELOPMENT COMPANY***
805 THIRD AVENUE, 7TH FLOOR
New York, NY 10022 USA
TEL: 212 712 6000 FAX: 212 712 6100

DESIGN ARCHITECT: Base Building Shell & Core
***ADRIAN SMITH + GORDON GILL ARCHITECTURE***
111 WEST MONROE STREET SUITE 2300
CHICAGO IL 60603
TEL: 312 920 1888 FAX: 312 920 1775

INTERIOR DESIGNER: Residential
***Rottet Architecture and Design Studio, PLLC***
298 Fifth Ave, 7th Floor
New York, NY 10001
TEL: 646 998 7000 FAX:

ARCHITECT OF RECORD:Base Building Shell, Core, & Residential
***AAI ARCHITECTS, P.C.***
401 Wellington St. W., 3rd Floor
Toronto, ON M5V 1E7 Canada
TEL: 416 967 1500 FAX: 416 967 7150

STRUCTURAL ENGINEERS:
***WSP CANTOR SEINUK***
228 EAST 45th Street
New York, NY 10017 USA
TEL: 212 687 9888 FAX: 646 487 5501

MEP ENGINEERS:
***AKF GROUP***
One Liberty Plaza, 165 Broadway, 22nd Floor
New York, NY 10006 USA
TEL: 212 354 5656 FAX: 212 354 5668

GEOTECHNICAL ENGINEERS:
***Langan Engineering & Environmental Services***
21 Penn Plaza - 360 West 31st Street, 8th Floor
New York, NY 10001-2727
TEL: 212 479 5400 FAX: 212 479 5444

CODE CONSULTANTS:
***Construction Consulting Associates***
100 Church Street
New York, NY 10007
TEL: 212 385 1818 FAX: 212 385 1911

CURTAINWALL CONSULTANT:
***AJLP Consulting***
40 Worth Street. Suite 826
New York, NY 10013
TEL: 212 757 5659 FAX: 646 219 8508

LANDMARK/PRESERVATION CONSULTANT:
***Jan Hird Pokorny Associates, Inc.***
39 West 37th Street, 12A
New York, NY 10018
TEL: 212 759 6462 FAX: 212 759 6540

| No. | DESCRIPTION | DATE |
|---|---|---|
| 1 | ISSUED FOR SCHEMATIC DESIGN | 04 APR 2014 |
| 2 | ISSUED FOR DESIGN DEVELOPMENT | 01 JUL 2014 |
| 3 | ISSUED FOR DESIGN DEVELOPMENT | 31 JUL 2014 |
| 4 | CD PROGRESS ISSUE 1 | 15 OCT 2014 |
| 5 | ISSUED FOR BID - PLUMBING | 15 OCT 2014 |
| 6 | ISSUED FOR FILING | 25 NOV 2014 |
| 7 | DOB SUBMISSION | 19 DEC 2014 |
| 8 | CD PROGRESS ISSUE 3 | 09 MAR 2015 |
| 9 | CD PROGRESS ISSUE 4 | 01 JUN 2015 |
| 10 | CD PROGRESS ISSUE 5 | 10 AUG 2015 |
| 11 | DOB AMENDMENT 2 | 18 SEP 2015 |
| 12 | CD PROGRESS ISSUE 6 | 02 NOV 2015 |
| 13 | CD PROGRESS ISSUE 7 | 29 JAN 2016 |
| 14 | CD PROGRESS ISSUE 8 - GMP SET | 18 MAR 2016 |
| 15 | CD BULLETIN ISSUE 7 | 14 SEPT 2016 |
| 16 | DOB AMENDMENT 3 | 03 OCT 2016 |

Discrepancies must be reported immediately to the Architect before proceeding. Only figured dimensions are to be used. Contractors must check all dimensions on site. This drawing is protected by copyright.

ALL DIMENSIONS ARE SHOWN IN IMPERIAL.

CONSULTANT:
AKF
ONE LIBERTY PLAZA, 165 BROADWAY, 22nd FLOOR
NEW YORK, NY 10006
T: 212.354.5656 F: 212.354.5668
Abuja | Boise | Mexico City | Minneapolis | New York
Philadelphia | Houston | Fairfax | Kachkaz | Sanford

PROJECT:
**217 WEST 57TH STREET**
NEW YORK, NY

DRAWING TITLE:
PLUMBING
SANITARY RISER DIAGRAM

SEAL & SIGNATURE:

STATE OF NEW YORK · JAMES R. DEVERS · No. 075135 · LICENSED PROFESSIONAL ENGINEER

| | |
|---|---|
| DATE: | 04/04/14 |
| PROJECT No: | Y130747-000 |
| DRAWN: JRD | REV: 16 |
| CHK: JRD | |
| SCALE: NONE | |
| DWG No: | **P-313.02** |
| DOB PAGE No: | 77 of 100 |

DOB EMPLOYEE STAMP:

DOB B-SCAN:

36" x 48" Arch E, SHEET SIZE
FILE NAME: C:\Revit Local Files\Y130747-000-AKF-BBL_MEP15-CENTRAL_sdrancha.rvt
PLOT DATE: 10/12/2016 5:45:40 PM

DEPT OF BLDGS 121263505 Job Number

E55-f5d13d09f Scan Code

36" x 48" Arch E SHEET SIZE

KEY PLAN:

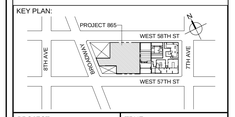


PROJECT NORTH

TRUE NORTH

DEVELOPER:
***EXTELL DEVELOPMENT COMPANY***
805 THIRD AVENUE, 7TH FLOOR
New York, NY 10022 USA
TEL: 212 712 6000 FAX: 212 712 6100

DESIGN ARCHITECT: Base Building Shell & Core
***ADRIAN SMITH + GORDON GILL ARCHITECTURE***
111 WEST MONROE STREET SUITE 2300
CHICAGO IL 60603
TEL: 312 920 1888 FAX: 312 920 1775

INTERIOR DESIGNER: Residential
***Rottet Architecture and Design Studio, PLLC***
298 Fifth Ave, 7th Floor
New York, NY 10001
TEL: 646 998 7000 FAX:

ARCHITECT OF RECORD:Base Building Shell, Core, & Residential
***AAI ARCHITECTS, P.C.***
401 Wellington St. W., 3rd Floor
Toronto, ON M5V 1E7 Canada
TEL: 416 967 1500 FAX: 416 967 7150

STRUCTURAL ENGINEERS:
***WSP CANTOR SEINUK***
228 EAST 45th Street
New York, NY 10017 USA
TEL: 212 687 9888 FAX: 646 487 5501

MEP ENGINEERS:
***AKF GROUP***
One Liberty Plaza, 165 Broadway, 22nd Floor
New York, NY 10006 USA
TEL: 212 354 5656 FAX: 212 354 5668

GEOTECHNICAL ENGINEERS:
***Langan Engineering & Environmental Services***
21 Penn Plaza - 360 West 31st Street, 8th Floor
New York, NY 10001-2727
TEL: 212 479 5400 FAX: 212 479 5444

CODE CONSULTANTS:
***Construction Consulting Associates***
100 Church Street
New York, NY 10007
TEL: 212 385 1818 FAX: 212 385 1911

CURTAINWALL CONSULTANT:
***AJLP Consulting***
40 Worth Street. Suite 826
New York, NY 10013
TEL: 212 757 5659 FAX: 646 219 8508

LANDMARK/PRESERVATION CONSULTANT:
***Jan Hird Pokorny Associates, Inc.***
39 West 37th Street, 12A
New York, NY 10018
TEL: 212 759 6462 FAX: 212 759 6540

| No. | DESCRIPTION | DATE |
|---|---|---|
| 1 | ISSUED FOR SCHEMATIC DESIGN | 04 APR 2014 |
| 2 | ISSUED FOR DESIGN DEVELOPMENT | 01 JUL 2014 |
| 3 | ISSUED FOR DESIGN DEVELOPMENT | 31 JUL 2014 |
| 4 | CD PROGRESS ISSUE 1 | 15 OCT 2014 |
| 5 | ISSUED FOR BID - PLUMBING | 15 OCT 2014 |
| 6 | DOB SUBMISSION | 19 DEC 2014 |
| 7 | CD PROGRESS ISSUE 3 | 09 MAR 2015 |
| 8 | CD PROGRESS ISSUE 5 | 10 AUG 2015 |
| 9 | DOB AMENDMENT 2 | 18 SEP 2015 |
| 10 | CD PROGRESS ISSUE 6 | 02 NOV 2015 |
| 11 | CD PROGRESS ISSUE 8 - GMP SET | 18 MAR 2016 |
| 12 | CD BULLETIN ISSUE 4 | 15 JUL 2016 |
| 13 | DOB AMENDMENT 3 | 03 OCT 2016 |

Discrepancies must be reported immediately to the Architect before proceeding. Only figured dimensions are to be used. Contractors must check all dimensions on site. This drawing is protected by copyright.

ALL DIMENSIONS ARE SHOWN IN IMPERIAL.

CONSULTANT:
AKF
ONE LIBERTY PLAZA, 165 BROADWAY, 22nd FLOOR
NEW YORK, NY 10006
T: 212.354.5656 F: 212.354.5668
Atlanta / Boston / Mexico City / Minneapolis / New York
Philadelphia / Princeton / Portlle / Rochester / Stamford

PROJECT:
**217 WEST 57TH STREET**
NEW YORK, NY

DRAWING TITLE:
PLUMBING
SANITARY RISER DIAGRAM

SEAL & SIGNATURE:

STATE OF NEW YORK · JOSEPH R. DEL PRETE · 075 · LICENSED PROFESSIONAL ENGINEER

| | |
|---|---|
| DATE: | 04/04/14 |
| PROJECT No: | Y130747-000 |
| DRAWN: JRD | REV: |
| CHK: JRD | 13 |
| SCALE: NONE | |
| DWG No: | P-315.02 |
| DOB PAGE No: | 79 of 100 |

DOB EMPLOYEE STAMP:

DOB B-SCAN:

FILE NAME: C:\Revit Local Files\Y130747-000-AKF-BSL_MEP15-CENTRAL_sbianchi.rvt
PLOT DATE: 10/7/2015 5:47:07 PM

DEPT OF BLDGS 121263625 Job Number

E3416F75976 Scan Code

36" x 48" Arch E SHEET SIZE

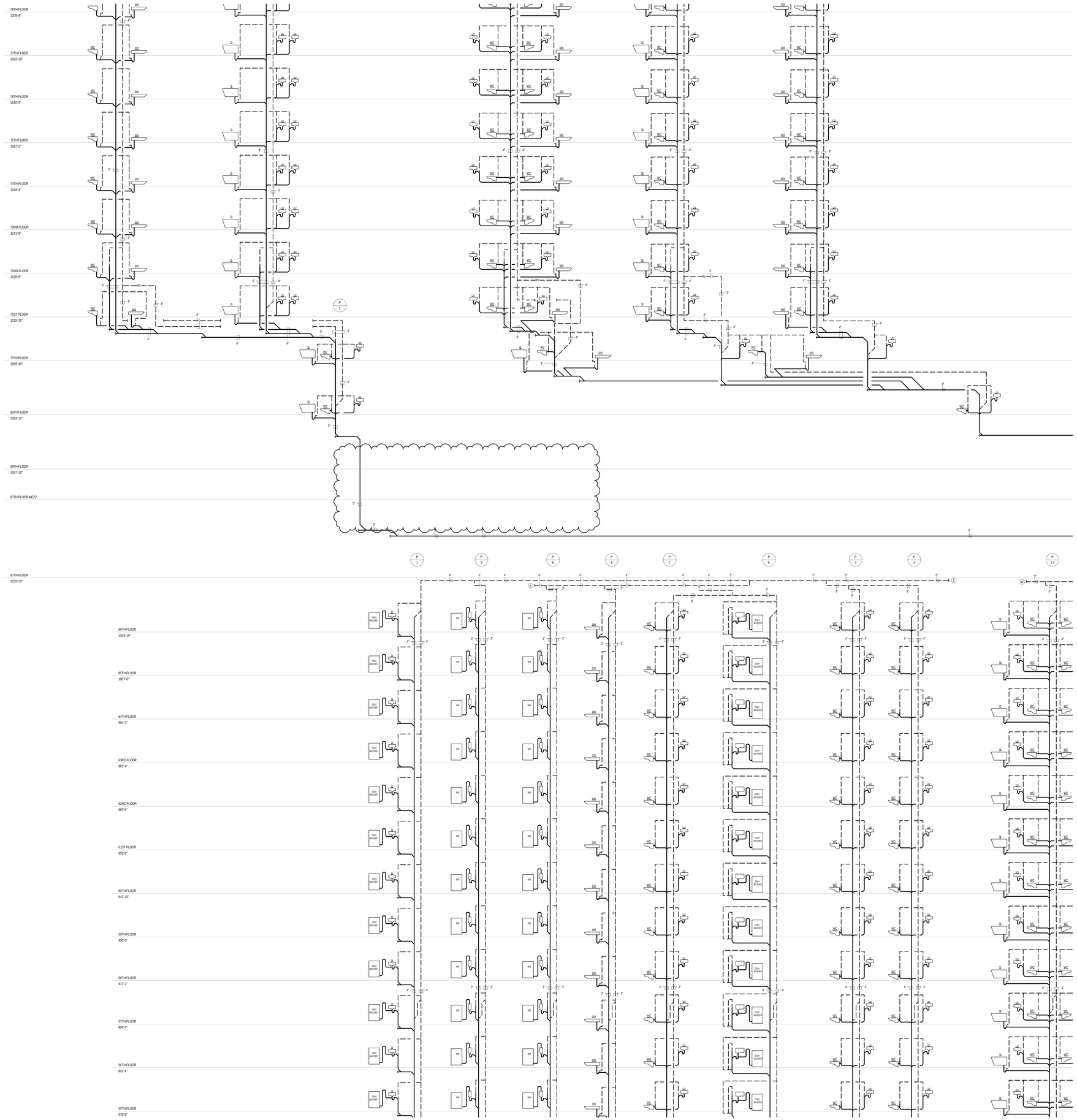




KEY PLAN:

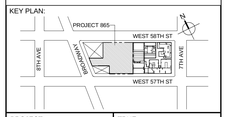


PROJECT NORTH

TRUE NORTH


DEVELOPER:
***EXTELL DEVELOPMENT COMPANY***
805 THIRD AVENUE, 7TH FLOOR
New York, NY 10022 USA
TEL: 212 712 6000 FAX: 212 712 6100

DESIGN ARCHITECT: Base Building Shell & Core
***ADRIAN SMITH + GORDON GILL ARCHITECTURE***
111 WEST MONROE STREET SUITE 2300
CHICAGO IL 60603
TEL: 312 920 1888 FAX: 312 920 1775

INTERIOR DESIGNER: Residential
***Rottet Architecture and Design Studio, PLLC***
298 Fifth Ave, 7th Floor
New York, NY 10001
TEL: 646 998 7000 FAX:

ARCHITECT OF RECORD:Base Building Shell, Core, & Residential
***AAI ARCHITECTS, P.C.***
401 Wellington St. W., 3rd Floor
Toronto, ON M5V 1E7 Canada
TEL: 416 967 1500 FAX: 416 967 7150

STRUCTURAL ENGINEERS:
***WSP CANTOR SEINUK***
228 EAST 45th Street
New York, NY 10017 USA
TEL: 212 687 9888 FAX: 646 487 5501

MEP ENGINEERS:
***AKF GROUP***
One Liberty Plaza, 165 Broadway, 22nd Floor
New York, NY 10006 USA
TEL: 212 354 5656 FAX: 212 354 5668

GEOTECHNICAL ENGINEERS:
***Langan Engineering & Environmental Services***
21 Penn Plaza - 360 West 31st Street, 8th Floor
New York, NY 10001-2727
TEL: 212 479 5400 FAX: 212 479 5444

CODE CONSULTANTS:
***Construction Consulting Associates***
100 Church Street
New York, NY 10007
TEL: 212 385 1818 FAX: 212 385 1911

CURTAINWALL CONSULTANT:
***AJLP Consulting***
40 Worth Street, Suite 826
New York, NY 10013
TEL: 212 757 5659 FAX: 646 219 8508

LANDMARK/PRESERVATION CONSULTANT:
***Jan Hird Pokorny Associates, Inc.***
39 West 37th Street, 12A
New York, NY 10018
TEL: 212 759 6462 FAX: 212 759 6540


| No. | DESCRIPTION | DATE |
|---|---|---|
| 1 | CD PROGRESS ISSUE 1 | 15 OCT 2014 |
| 2 | ISSUED FOR BID - PLUMBING | 15 OCT 2014 |
| 3 | DOB SUBMISSION | 19 DEC 2014 |
| 4 | CD PROGRESS ISSUE 5 | 10 AUG 2015 |
| 5 | DOB AMENDMENT 2 | 18 SEP 2015 |
| 6 | CD PROGRESS ISSUE 6 | 02 NOV 2015 |
| 7 | CD PROGRESS ISSUE 8 - GMP SET | 18 MAR 2016 |
| 8 | DOB AMENDMENT 3 | 03 OCT 2016 |

0 4'-0" 8'-0" 16'-0"


Discrepancies must be reported immediately to the Architect before proceeding. Only figured dimensions are to be used. Contractors must check all dimensions on site. This drawing is protected by copyright.


ALL DIMENSIONS ARE SHOWN IN IMPERIAL.


CONSULTANT:
AKF
ONE LIBERTY PLAZA, 165 BROADWAY, 22nd FLOOR
NEW YORK, NY 10006
T: 212.354.5656 F: 212.354.5668
Arlington / Boston / Mexico City / Minneapolis / New York
Philadelphia / Houston / Tucson / Toronto / Zacatecas


PROJECT:

**217 WEST 57TH STREET**

NEW YORK, NY

DRAWING TITLE:

PLUMBING
SANITARY RISER DIAGRAM

SEAL & SIGNATURE:

STATE OF NEW YORK · CHRISTOPHER D. MCNAMARA · 081 20151 · LICENSED PROFESSIONAL ENGINEER

| | |
|---|---|
| DATE: | 10/15/14 |
| PROJECT No: | Y130747-000 |
| DRAWN: JRD | REV: |
| CHK: JRD | 8 |
| SCALE: NONE | |
| DWG No: | |
| **P-318.02** | |
| DOB PAGE No: 82 of 100 | |

DOB EMPLOYEE STAMP:

DOB B-SCAN:

FILE NAME: C:\Revit Local Files\Y130747-000-AKF-865_MEP-15-CENTRAL_dsilencha.rvt
PLOT DATE: 10/19/2016 8:48:33 PM

DEPT OF BLDGS 121267025 Job Number
E162425258B Scan Code

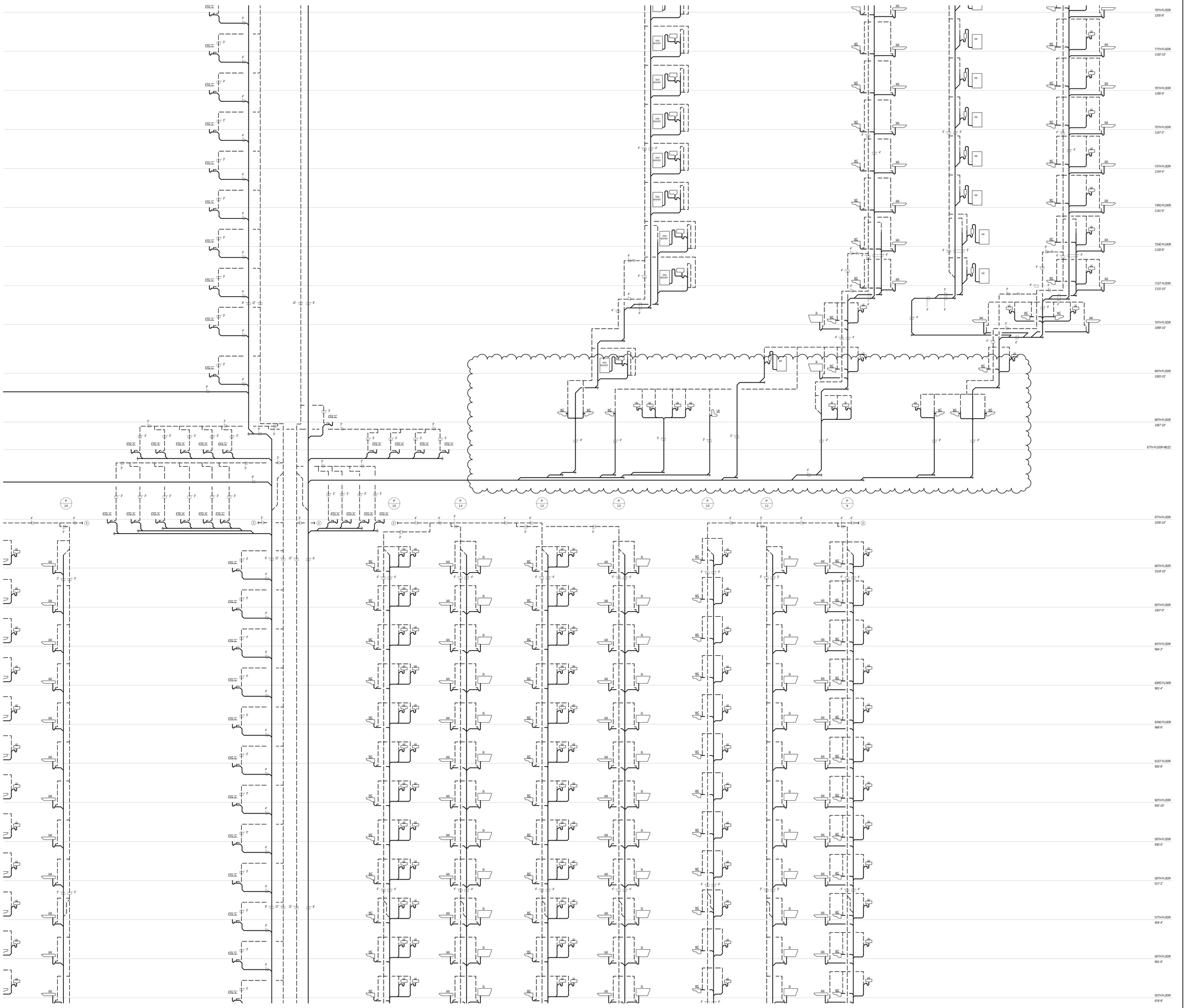


36" x 48" Arch E SHEET SIZE

FILE NAME: C:\Users\Local Files\Y130747-000-AKF-BRE_MEP\S-CENTRAL_sheetv.rvt
PLOT DATE: 10/15/2015 3:46:58 PM

KEY PLAN:

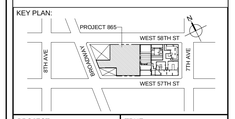


PROJECT NORTH

TRUE NORTH

DEVELOPER:
***EXTELL DEVELOPMENT COMPANY***
805 THIRD AVENUE, 7TH FLOOR
New York, NY 10022 USA
TEL: 212 712 6000 FAX: 212 712 6100

DESIGN ARCHITECT: Base Building Shell & Core
***ADRIAN SMITH + GORDON GILL ARCHITECTURE***
111 WEST MONROE STREET SUITE 2300
CHICAGO IL 60603
TEL: 312 920 1888 FAX: 312 920 1775

INTERIOR DESIGNER: Residential
***Rottet Architecture and Design Studio, PLLC***
298 Fifth Ave, 7th Floor
New York, NY 10001
TEL: 646 998 7000 FAX:

ARCHITECT OF RECORD:Base Building Shell, Core, & Residential
***AAI ARCHITECTS, P.C.***
401 Wellington St. W., 3rd Floor
Toronto, ON M5V 1E7 Canada
TEL: 416 967 1500 FAX: 416 967 7150

STRUCTURAL ENGINEERS:
***WSP CANTOR SEINUK***
228 EAST 45th Street
New York, NY 10017 USA
TEL: 212 687 9888 FAX: 646 487 5501

MEP ENGINEERS:
***AKF GROUP***
One Liberty Plaza, 165 Broadway, 22nd Floor
New York, NY 10006 USA
TEL: 212 354 5656 FAX: 212 354 5668

GEOTECHNICAL ENGINEERS:
***Langan Engineering & Environmental Services***
21 Penn Plaza - 360 West 31st Street, 8th Floor
New York, NY 10001-2727
TEL: 212 479 5400 FAX: 212 479 5444

CODE CONSULTANTS:
***Construction Consulting Associates***
100 Church Street
New York, NY 10007
TEL: 212 385 1818 FAX: 212 385 1911

CURTAINWALL CONSULTANT:
***AJLP Consulting***
40 Worth Street. Suite 826
New York, NY 10013
TEL: 212 757 5659 FAX: 646 219 8508

LANDMARK/PRESERVATION CONSULTANT:
***Jan Hird Pokorny Associates, Inc.***
39 West 37th Street, 12A
New York, NY 10018
TEL: 212 759 6462 FAX: 212 759 6540

| No. | DESCRIPTION | DATE |
|---|---|---|
| 1 | CD PROGRESS ISSUE 1 | 15 OCT 2014 |
| 2 | ISSUED FOR BID - PLUMBING | 15 OCT 2014 |
| 3 | DOB SUBMISSION | 19 DEC 2014 |
| 4 | CD PROGRESS ISSUE 3 | 09 MAR 2015 |
| 5 | CD PROGRESS ISSUE 5 | 10 AUG 2015 |
| 6 | DOB AMENDMENT 2 | 18 SEP 2015 |
| 7 | CD PROGRESS ISSUE 6 | 02 NOV 2015 |
| 8 | CD PROGRESS ISSUE 8 - GMP SET | 18 MAR 2016 |
| 9 | DOB AMENDMENT 3 | 03 OCT 2016 |

0 4' - 0" 8' - 0" 16' - 0"

Discrepancies must be reported immediately to the Architect before proceeding. Only figured dimensions are to be used. Contractors must check all dimensions on site. This drawing is protected by copyright.

ALL DIMENSIONS ARE SHOWN IN IMPERIAL.

CONSULTANT:
AKF
ONE LIBERTY PLAZA, 165 BROADWAY, 22nd FLOOR
NEW YORK, NY 10006
T: 212.354.5656 F: 212.354.5668
Atlanta / Boston / Mexico City / Minneapolis / New York
Philadelphia / Houston / Dallas / Hartford / Stamford

PROJECT:
**217 WEST 57TH STREET**
NEW YORK, NY

DRAWING TITLE:
PLUMBING
SANITARY RISER DIAGRAM

SEAL & SIGNATURE:

STATE OF NEW YORK · JAMES R. DOWNEY · 075.01.01 · LICENSED PROFESSIONAL ENGINEER

| | |
|---|---|
| DATE: | 10/15/14 |
| PROJECT No: | Y130747-000 |
| DRAWN: JRD | REV: 9 |
| CHK: JRD | |
| SCALE: NONE | |
| DWG No: | **P-319.02** |
| DOB PAGE No: | 83 of 100 |

DOB EMPLOYEE STAMP:

DOB B-SCAN:

DEPT OF BLDGS 121263505 Job Number
E320773305X Scan Code

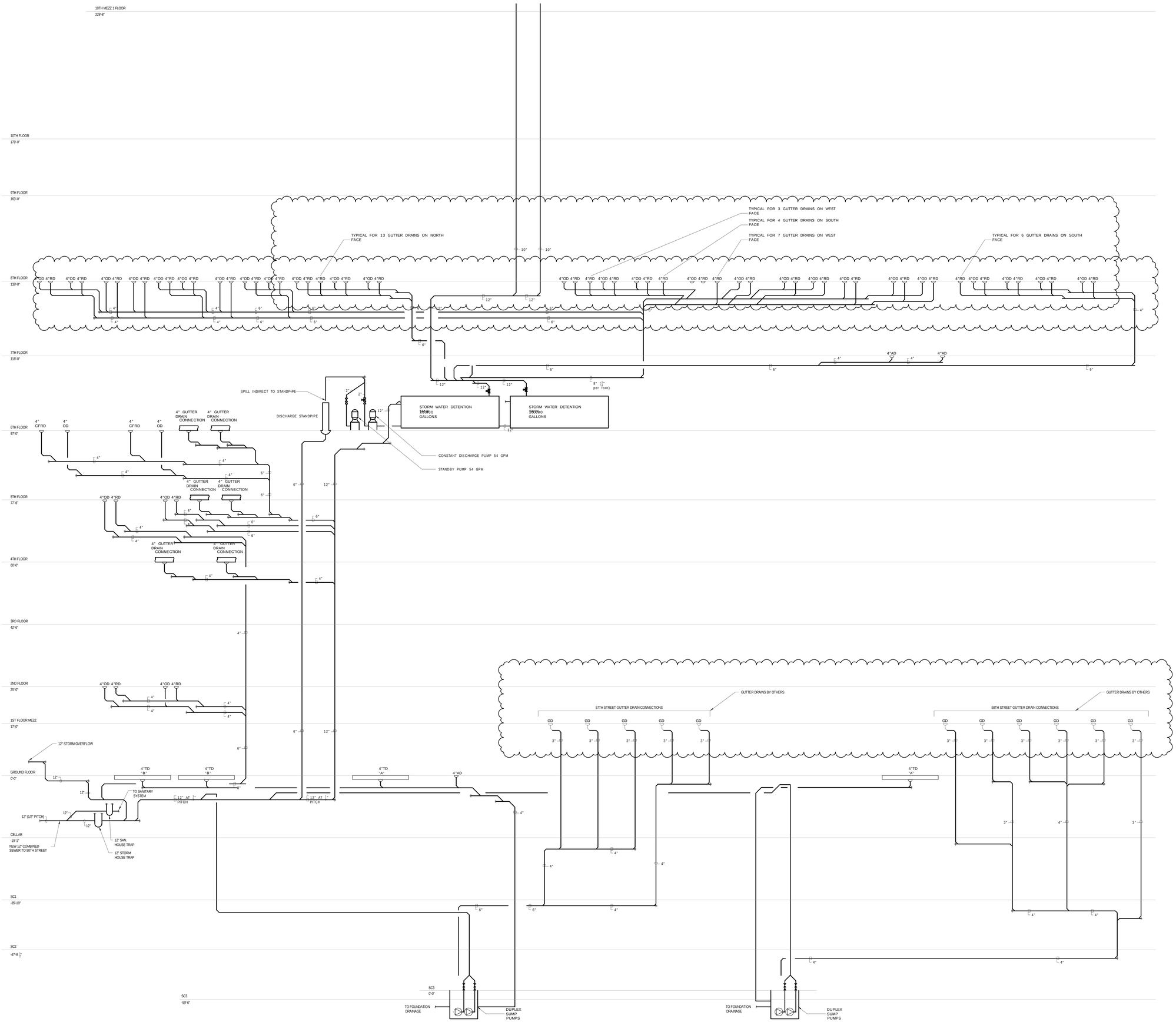


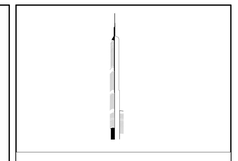

KEY PLAN:

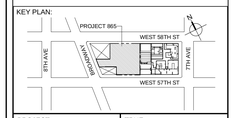


PROJECT NORTH

TRUE NORTH

DEVELOPER:
***EXTELL DEVELOPMENT COMPANY***
805 THIRD AVENUE, 7TH FLOOR
New York, NY 10022 USA
TEL: 212 712 6000 FAX: 212 712 6100

DESIGN ARCHITECT: Base Building Shell & Core
***ADRIAN SMITH + GORDON GILL ARCHITECTURE***
111 WEST MONROE STREET SUITE 2300
CHICAGO IL 60603
TEL: 312 920 1888 FAX: 312 920 1775

INTERIOR DESIGNER: Residential
***Rottet Architecture and Design Studio, PLLC***
298 Fifth Ave, 7th Floor
New York, NY 10001
TEL: 646 998 7000 FAX:

ARCHITECT OF RECORD:Base Building Shell, Core, & Residential
***AAI ARCHITECTS, P.C.***
401 Wellington St. W., 3rd Floor
Toronto, ON M5V 1E7 Canada
TEL: 416 967 1500 FAX: 416 967 7150

STRUCTURAL ENGINEERS:
***WSP CANTOR SEINUK***
228 EAST 45th Street
New York, NY 10017 USA
TEL: 212 687 9888 FAX: 646 487 5501

MEP ENGINEERS:
***AKF GROUP***
One Liberty Plaza, 165 Broadway, 22nd Floor
New York, NY 10006 USA
TEL: 212 354 5656 FAX: 212 354 5668

GEOTECHNICAL ENGINEERS:
***Langan Engineering & Environmental Services***
21 Penn Plaza - 360 West 31st Street, 8th Floor
New York, NY 10001-2727
TEL: 212 479 5400 FAX: 212 479 5444

CODE CONSULTANTS:
***Construction Consulting Associates***
100 Church Street
New York, NY 10007
TEL: 212 385 1818 FAX: 212 385 1911

CURTAINWALL CONSULTANT:
***AJLP Consulting***
40 Worth Street, Suite 826
New York, NY 10013
TEL: 212 757 5659 FAX: 646 219 8508

LANDMARK/PRESERVATION CONSULTANT:
***Jan Hird Pokorny Associates, Inc.***
39 West 37th Street, 12A
New York, NY 10018
TEL: 212 759 6462 FAX: 212 759 6540

| No. | DESCRIPTION | DATE |
|---|---|---|
| 1 | ISSUED FOR SCHEMATIC DESIGN | 04 APR 2014 |
| 2 | ISSUED FOR DESIGN DEVELOPMENT | 01 JUL 2014 |
| 3 | ISSUED FOR DESIGN DEVELOPMENT | 31 JUL 2014 |
| 4 | CD PROGRESS ISSUE 1 | 15 OCT 2014 |
| 5 | ISSUED FOR BID - PLUMBING | 15 OCT 2014 |
| 6 | ISSUED FOR FILING | 25 NOV 2014 |
| 7 | DOB SUBMISSION | 19 DEC 2014 |
| 8 | CD PROGRESS ISSUE 3 | 09 MAR 2015 |
| 9 | CD PROGRESS ISSUE 4 | 01 JUN 2015 |
| 10 | CD PROGRESS ISSUE 5 | 10 AUG 2015 |
| 11 | DOB AMENDMENT 2 | 18 SEP 2015 |
| 12 | CD PROGRESS ISSUE 6 | 02 NOV 2015 |
| 13 | CD PROGRESS ISSUE 7 | 29 JAN 2016 |
| 14 | CD PROGRESS ISSUE 8 - GMP SET | 18 MAR 2016 |
| 15 | DOB AMENDMENT 3 | 03 OCT 2016 |

Discrepancies must be reported immediately to the Architect before proceeding. Only figured dimensions are to be used. Contractors must check all dimensions on site. This drawing is protected by copyright.

ALL DIMENSIONS ARE SHOWN IN IMPERIAL.

CONSULTANT:
AKF
ONE LIBERTY PLAZA, 165 BROADWAY, 22nd FLOOR
NEW YORK, NY 10006
T: 212.354.5656 F: 212.354.5668
Arlington / Boston / Mexico City / Minneapolis / New York
Philadelphia / Houston / Tonella / Toronto / Zapopan

PROJECT:
**217 WEST 57TH STREET**
NEW YORK, NY

DRAWING TITLE:
PLUMBING
STORM RISER DIAGRAM

SEAL & SIGNATURE:

| | |
|---|---|
| DATE: | 04/04/14 |
| PROJECT No: | Y130747-000 |
| DRAWN: JRD | REV: |
| CHK: JRD | 15 |
| SCALE: NONE | |
| DWG No: | |
| **P-324.02** | |
| DOB PAGE No: 86 of 100 | |

DOB EMPLOYEE STAMP:

DOB B-SCAN:

36" x 48" Arch E SHEET SIZE

FILE NAME: C:\Users\Local Files\Y130747-000-AKF-865_MEP-15-CENTRAL_sblanche.rvt
PLOT DATE: 10/19/2015 5:46:49 PM

DEPT OF BLDGS 121253525 Job Number
E255127548R5 Scan Code

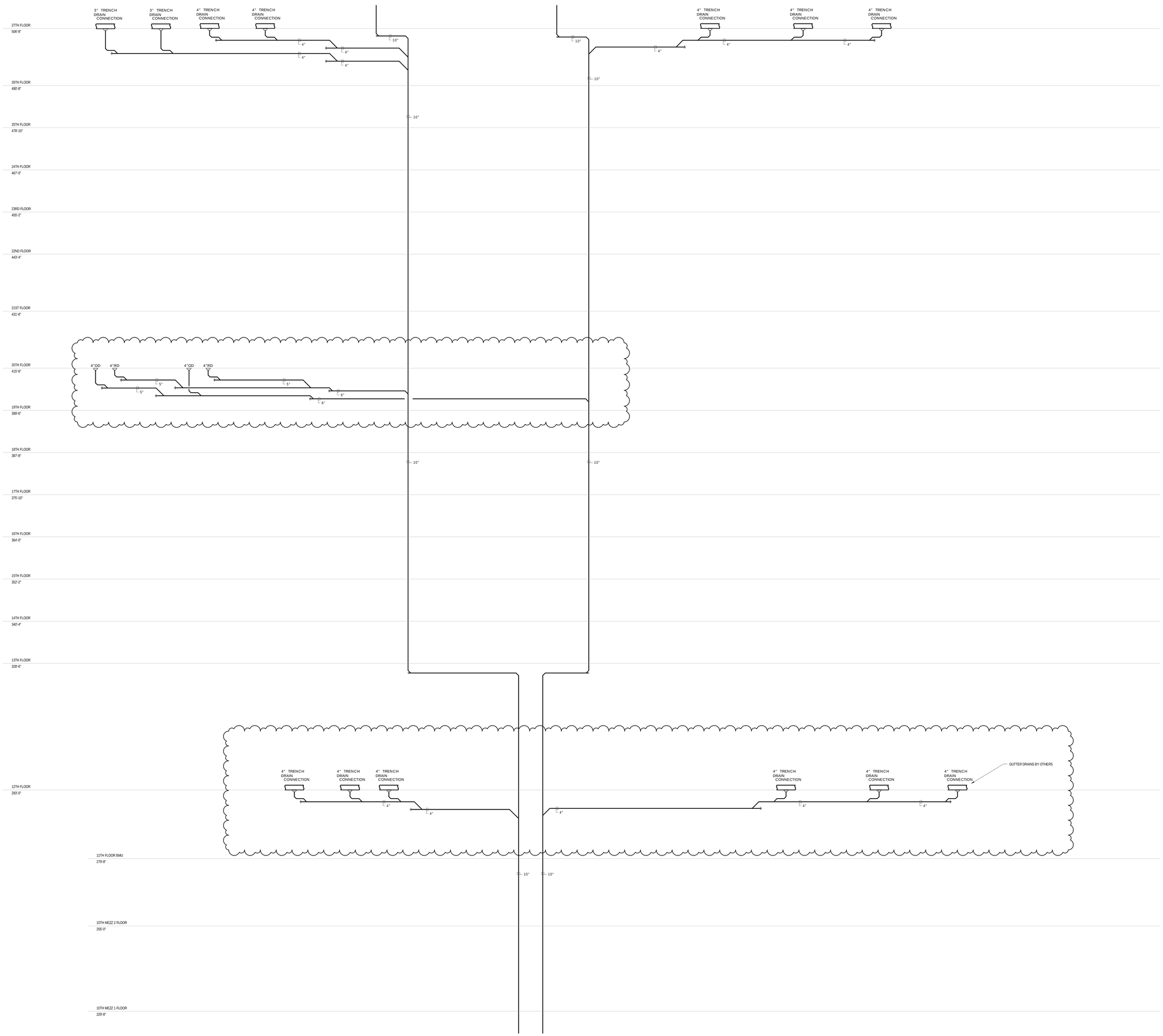


KEY PLAN:

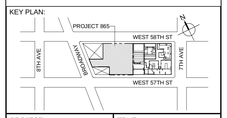


PROJECT NORTH

TRUE NORTH

DEVELOPER:
***EXTELL DEVELOPMENT COMPANY***
805 THIRD AVENUE, 7TH FLOOR
New York, NY 10022 USA
TEL: 212 712 6000 FAX: 212 712 6100

DESIGN ARCHITECT: Base Building Shell & Core
***ADRIAN SMITH + GORDON GILL ARCHITECTURE***
111 WEST MONROE STREET SUITE 2300
CHICAGO IL 60603
TEL: 312 920 1888 FAX: 312 920 1775

INTERIOR DESIGNER: Residential
***Rottet Architecture and Design Studio, PLLC***
298 Fifth Ave, 7th Floor
New York, NY 10001
TEL: 646 998 7000 FAX:

ARCHITECT OF RECORD:Base Building Shell, Core, & Residential
***AAI ARCHITECTS, P.C.***
401 Wellington St. W., 3rd Floor
Toronto, ON M5V 1E7 Canada
TEL: 416 967 1500 FAX: 416 967 7150

STRUCTURAL ENGINEERS:
***WSP CANTOR SEINUK***
228 EAST 45th Street
New York, NY 10017 USA
TEL: 212 687 9888 FAX: 646 487 5501

MEP ENGINEERS:
***AKF GROUP***
One Liberty Plaza, 165 Broadway, 22nd Floor
New York, NY 10006 USA
TEL: 212 354 5656 FAX: 212 354 5668

GEOTECHNICAL ENGINEERS:
***Langan Engineering & Environmental Services***
21 Penn Plaza - 360 West 31st Street, 8th Floor
New York, NY 10001-2727
TEL: 212 479 5400 FAX: 212 479 5444

CODE CONSULTANTS:
***Construction Consulting Associates***
100 Church Street
New York, NY 10007
TEL: 212 385 1818 FAX: 212 385 1911

CURTAINWALL CONSULTANT:
***AJLP Consulting***
40 Worth Street. Suite 826
New York, NY 10013
TEL: 212 757 5659 FAX: 646 219 8508

LANDMARK/PRESERVATION CONSULTANT:
***Jan Hird Pokorny Associates, Inc.***
39 West 37th Street, 12A
New York, NY 10018
TEL: 212 759 6462 FAX: 212 759 6540

| No. | DESCRIPTION | DATE |
|---|---|---|
| 1 | ISSUED FOR SCHEMATIC DESIGN | 04 APR 2014 |
| 2 | ISSUED FOR DESIGN DEVELOPMENT | 01 JUL 2014 |
| 3 | ISSUED FOR DESIGN DEVELOPMENT | 31 JUL 2014 |
| 4 | CD PROGRESS ISSUE 1 | 15 OCT 2014 |
| 5 | ISSUED FOR BID - PLUMBING | 15 OCT 2014 |
| 6 | DOB SUBMISSION | 19 DEC 2014 |
| 7 | CD PROGRESS ISSUE 5 | 10 AUG 2015 |
| 8 | DOB AMENDMENT 2 | 18 SEP 2015 |
| 9 | CD PROGRESS ISSUE 6 | 02 NOV 2015 |
| 10 | CD PROGRESS ISSUE 8 - GMP SET | 18 MAR 2016 |
| 11 | DOB AMENDMENT 3 | 03 OCT 2016 |

Discrepancies must be reported immediately to the Architect before proceeding. Only figured dimensions are to be used. Contractors must check all dimensions on site. This drawing is protected by copyright.

ALL DIMENSIONS ARE SHOWN IN IMPERIAL.

CONSULTANT:
AKF
ONE LIBERTY PLAZA, 165 BROADWAY, 22nd FLOOR
NEW YORK, NY 10006
T: 212.354.5656 F: 212.354.5668
Abuja | Boise | Mexico City | Minneapolis | New York
Philadelphia | Houston | Fairfax | Kachkaz | Sanford

PROJECT:
**217 WEST 57TH STREET**
NEW YORK, NY

DRAWING TITLE:
PLUMBING
STORM RISER DIAGRAM

SEAL & SIGNATURE:

STATE OF NEW YORK · JAMES R. DEPEROSA · No. 075135 · LICENSED PROFESSIONAL ENGINEER

| | |
|---|---|
| DATE: | 04/04/14 |
| PROJECT No: | Y130747-000 |
| DRAWN: JRD | REV: |
| CHK: JRD | 11 |
| SCALE: NONE | |
| DWG No: | |
| **P-325.02** | |
| DOB PAGE No: | 87 of 100 |

DOB EMPLOYEE STAMP:

DOB B-SCAN:

36" x 48" Arch E SHEET SIZE

FILE NAME: C:\Revit Local Files\Y130747-000-AKF-BSL_MEP15-CENTRAL_adriancha.rvt
PLOT DATE: 10/13/2015 5:46:14 PM

DEPT OF BLDGS 121263635 Job Number
E351170189 Scan Code

36" x 48" Arch E SHEET SIZE




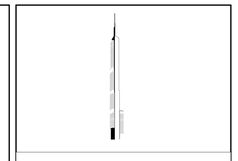

KEY PLAN:

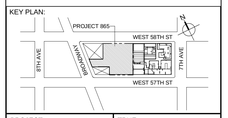


PROJECT NORTH

TRUE NORTH

DEVELOPER:
***EXTELL DEVELOPMENT COMPANY***
805 THIRD AVENUE, 7TH FLOOR
New York, NY 10022 USA
TEL: 212 712 6000 FAX: 212 712 6100

DESIGN ARCHITECT: Base Building Shell & Core
***ADRIAN SMITH + GORDON GILL ARCHITECTURE***
111 WEST MONROE STREET SUITE 2300
CHICAGO IL 60603
TEL: 312 920 1888 FAX: 312 920 1775

INTERIOR DESIGNER: Residential
***Rottet Architecture and Design Studio, PLLC***
298 Fifth Ave, 7th Floor
New York, NY 10001
TEL: 646 998 7000 FAX:

ARCHITECT OF RECORD:Base Building Shell, Core, & Residential
***AAI ARCHITECTS, P.C.***
401 Wellington St. W., 3rd Floor
Toronto, ON M5V 1E7 Canada
TEL: 416 967 1500 FAX: 416 967 7150

STRUCTURAL ENGINEERS:
***WSP CANTOR SEINUK***
228 EAST 45th Street
New York, NY 10017 USA
TEL: 212 687 9888 FAX: 646 487 5501

MEP ENGINEERS:
***AKF GROUP***
One Liberty Plaza, 165 Broadway, 22nd Floor
New York, NY 10006 USA
TEL: 212 354 5656 FAX: 212 354 5668

GEOTECHNICAL ENGINEERS:
***Langan Engineering & Environmental Services***
21 Penn Plaza - 360 West 31st Street, 8th Floor
New York, NY 10001-2727
TEL: 212 479 5400 FAX: 212 479 5444

CODE CONSULTANTS:
***Construction Consulting Associates***
100 Church Street
New York, NY 10007
TEL: 212 385 1818 FAX: 212 385 1911

CURTAINWALL CONSULTANT:
***AJLP Consulting***
40 Worth Street, Suite 826
New York, NY 10013
TEL: 212 757 5659 FAX: 646 219 8508

LANDMARK/PRESERVATION CONSULTANT:
***Jan Hird Pokorny Associates, Inc.***
39 West 37th Street, 12A
New York, NY 10018
TEL: 212 759 6462 FAX: 212 759 6540

| No. | DESCRIPTION | DATE |
|---|---|---|
| 1 | ISSUED FOR SCHEMATIC DESIGN | 04 APR 2014 |
| 2 | ISSUED FOR DESIGN DEVELOPMENT | 01 JUL 2014 |
| 3 | ISSUED FOR DESIGN DEVELOPMENT | 31 JUL 2014 |
| 4 | CD PROGRESS ISSUE 1 | 15 OCT 2014 |
| 5 | ISSUED FOR BID - PLUMBING | 15 OCT 2014 |
| 6 | DOB SUBMISSION | 19 DEC 2014 |
| 7 | CD PROGRESS ISSUE 4 | 01 JUN 2015 |
| 8 | CD PROGRESS ISSUE 5 | 10 AUG 2015 |
| 9 | DOB AMENDMENT 2 | 18 SEP 2015 |
| 10 | CD PROGRESS ISSUE 6 | 02 NOV 2015 |
| 11 | CD PROGRESS ISSUE 8 - GMP SET | 18 MAR 2016 |
| 12 | DOB AMENDMENT 3 | 03 OCT 2016 |

Discrepancies must be reported immediately to the Architect before proceeding. Only figured dimensions are to be used. Contractors must check all dimensions on site. This drawing is protected by copyright.

ALL DIMENSIONS ARE SHOWN IN IMPERIAL.

CONSULTANT:
AKF
ONE LIBERTY PLAZA, 165 BROADWAY, 22nd FLOOR
NEW YORK, NY 10006
T: 212.354.5656 F: 212.354.5668
Philadelphia • Los Angeles • Denver • Seattle
Philadelphia • Los Angeles • Dallas • Cincinnati • Seattle

PROJECT:
**217 WEST 57TH STREET**
NEW YORK, NY

DRAWING TITLE:
PLUMBING
STORM RISER DIAGRAM

SEAL & SIGNATURE:

STATE OF NEW YORK · JAMES R. DOWDEN · 025125 · LICENSED PROFESSIONAL ENGINEER

| | |
|---|---|
| DATE: | 04/04/14 |
| PROJECT No: | Y130747-000 |
| DRAWN: JRD | REV: |
| CHK: JRD | 12 |
| SCALE: NONE | |
| DWG No: | |
| **P-326.02** | |
| DOB PAGE No: | 88 of 100 |

DOB EMPLOYEE STAMP:

DOB B-SCAN:

FILE NAME: C:\Revit Local Files\Y130747-000-AKF-MEP_MEP15-CENTRAL_sdancha.rvt
PLOT DATE: 10/19/2015 5:49:49 PM

DEPT OF BLDGS 121263425 Job Number
E399652599 Scan Code

36" x 48" Arch E SHEET SIZE

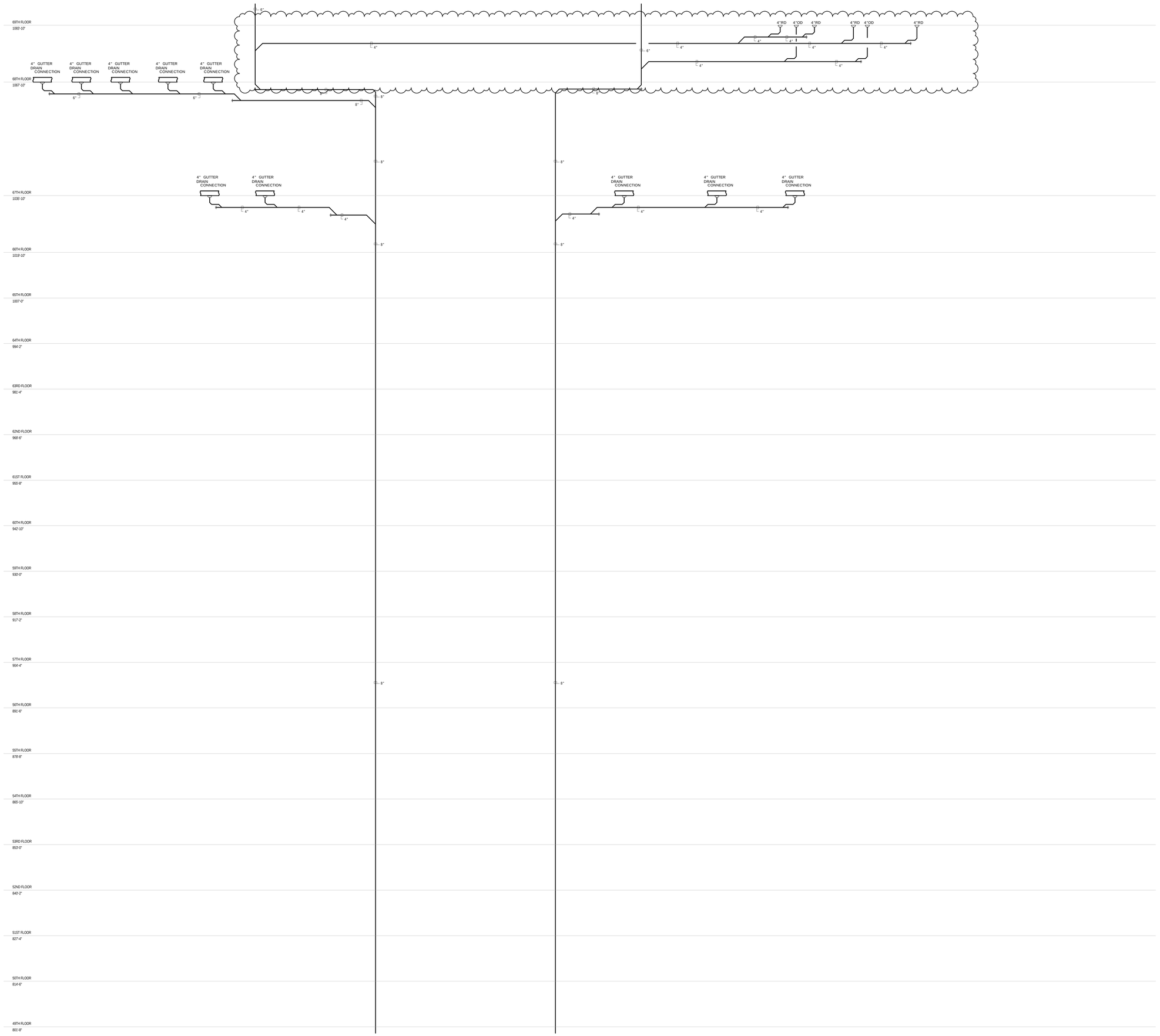


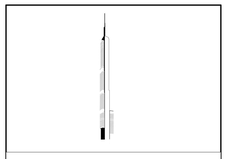

KEY PLAN:

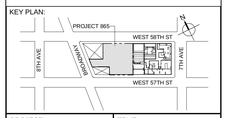


PROJECT NORTH

TRUE NORTH

DEVELOPER:
***EXTELL DEVELOPMENT COMPANY***
805 THIRD AVENUE, 7TH FLOOR
New York, NY 10022 USA
TEL: 212 712 6000 FAX: 212 712 6100

DESIGN ARCHITECT: Base Building Shell & Core
***ADRIAN SMITH + GORDON GILL ARCHITECTURE***
111 WEST MONROE STREET SUITE 2300
CHICAGO IL 60603
TEL: 312 920 1888 FAX: 312 920 1775

INTERIOR DESIGNER: Residential
***Rottet Architecture and Design Studio, PLLC***
298 Fifth Ave, 7th Floor
New York, NY 10001
TEL: 646 998 7000 FAX:

ARCHITECT OF RECORD:Base Building Shell, Core, & Residential
***AAI ARCHITECTS, P.C.***
401 Wellington St. W., 3rd Floor
Toronto, ON M5V 1E7 Canada
TEL: 416 967 1500 FAX: 416 967 7150

STRUCTURAL ENGINEERS:
***WSP CANTOR SEINUK***
228 EAST 45th Street
New York, NY 10017 USA
TEL: 212 687 9888 FAX: 646 487 5501

MEP ENGINEERS:
***AKF GROUP***
One Liberty Plaza, 165 Broadway, 22nd Floor
New York, NY 10006 USA
TEL: 212 354 5656 FAX: 212 354 5668

GEOTECHNICAL ENGINEERS:
***Langan Engineering & Environmental Services***
21 Penn Plaza - 360 West 31st Street, 8th Floor
New York, NY 10001-2727
TEL: 212 479 5400 FAX: 212 479 5444

CODE CONSULTANTS:
***Construction Consulting Associates***
100 Church Street
New York, NY 10007
TEL: 212 385 1818 FAX: 212 385 1911

CURTAINWALL CONSULTANT:
***AJLP Consulting***
40 Worth Street. Suite 826
New York, NY 10013
TEL: 212 757 5659 FAX: 646 219 8508

LANDMARK/PRESERVATION CONSULTANT:
***Jan Hird Pokorny Associates, Inc.***
39 West 37th Street, 12A
New York, NY 10018
TEL: 212 759 6462 FAX: 212 759 6540

| No. | DESCRIPTION | DATE |
|---|---|---|
| 1 | ISSUED FOR SCHEMATIC DESIGN | 04 APR 2014 |
| 2 | ISSUED FOR DESIGN DEVELOPMENT | 01 JUL 2014 |
| 3 | ISSUED FOR DESIGN DEVELOPMENT | 31 JUL 2014 |
| 4 | CD PROGRESS ISSUE 1 | 15 OCT 2014 |
| 5 | ISSUED FOR BID - PLUMBING | 15 OCT 2014 |
| 6 | DOB SUBMISSION | 19 DEC 2014 |
| 7 | CD PROGRESS ISSUE 5 | 10 AUG 2015 |
| 8 | DOB AMENDMENT 2 | 18 SEP 2015 |
| 9 | CD PROGRESS ISSUE 6 | 02 NOV 2015 |
| 10 | CD PROGRESS ISSUE 8 - GMP SET | 18 MAR 2016 |
| 11 | DOB AMENDMENT 3 | 03 OCT 2016 |

Discrepancies must be reported immediately to the Architect before proceeding. Only figured dimensions are to be used. Contractors must check all dimensions on site. This drawing is protected by copyright.

ALL DIMENSIONS ARE SHOWN IN IMPERIAL.

CONSULTANT:
AKF
ONE LIBERTY PLAZA, 165 BROADWAY, 22nd FLOOR
NEW YORK, NY 10006
T: 212.354.5656 F: 212.354.5668
Atlanta / Boise / Mexico City / Minneapolis / New York
Philadelphia / Houston / Fairfax / Rochester / Stamford

PROJECT:

**217 WEST 57TH STREET**

NEW YORK, NY

DRAWING TITLE:

PLUMBING
STORM RISER DIAGRAM

SEAL & SIGNATURE:

STATE OF NEW YORK · JAN HIRD POKORNY · No. 019135 · LICENSED PROFESSIONAL ENGINEER

| | |
|---|---|
| DATE: | 04/04/14 |
| PROJECT No: | Y130747-000 |
| DRAWN: JRD | REV: |
| CHK: JRD | 11 |
| SCALE: NONE | |
| DWG No: | |
| **P-327.02** | |
| DOB PAGE No: | 89 of 100 |

DOB EMPLOYEE STAMP:

DOB B-SCAN:

FILE NAME: C:\Revit Local Files\Y130747-000-AKF-MSL-MEP15-CENTRAL_sdaacha.rvt
PLOT DATE: 10/13/2015 5:45:54 PM

DEPT OF BLDGS 121263025 Job Number
E300551517-P8 Scan Code

36" x 48" Arch E SHEET SIZE




FILE NAME: C:\Revit Local Files\Y130747-000-AKF-985_MEP15-CENTRAL_ridacmchai.rvt
PLOT DATE: 10/13/2016 1:49:58 PM

KEY PLAN:

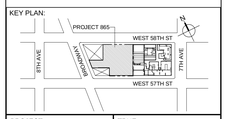


PROJECT NORTH

TRUE NORTH

DEVELOPER:
***EXTELL DEVELOPMENT COMPANY***
805 THIRD AVENUE, 7TH FLOOR
New York, NY 10022 USA
TEL: 212 712 6000 FAX: 212 712 6100

DESIGN ARCHITECT: Base Building Shell & Core
***ADRIAN SMITH + GORDON GILL ARCHITECTURE***
111 WEST MONROE STREET SUITE 2300
CHICAGO IL 60603
TEL: 312 920 1888 FAX: 312 920 1775

INTERIOR DESIGNER: Residential
***Rottet Architecture and Design Studio, PLLC***
298 Fifth Ave, 7th Floor
New York, NY 10001
TEL: 646 998 7000 FAX:

ARCHITECT OF RECORD:Base Building Shell, Core, & Residential
***AAI ARCHITECTS, P.C.***
401 Wellington St. W., 3rd Floor
Toronto, ON M5V 1E7 Canada
TEL: 416 967 1500 FAX: 416 967 7150

STRUCTURAL ENGINEERS:
***WSP CANTOR SEINUK***
228 EAST 45th Street
New York, NY 10017 USA
TEL: 212 687 9888 FAX: 646 487 5501

MEP ENGINEERS:
***AKF GROUP***
One Liberty Plaza, 165 Broadway, 22nd Floor
New York, NY 10006 USA
TEL: 212 354 5656 FAX: 212 354 5668

GEOTECHNICAL ENGINEERS:
***Langan Engineering & Environmental Services***
21 Penn Plaza - 360 West 31st Street, 8th Floor
New York, NY 10001-2727
TEL: 212 479 5400 FAX: 212 479 5444

CODE CONSULTANTS:
***Construction Consulting Associates***
100 Church Street
New York, NY 10007
TEL: 212 385 1818 FAX: 212 385 1911

CURTAINWALL CONSULTANT:
***AJLP Consulting***
40 Worth Street. Suite 826
New York, NY 10013
TEL: 212 757 5659 FAX: 646 219 8508

LANDMARK/PRESERVATION CONSULTANT:
***Jan Hird Pokorny Associates, Inc.***
39 West 37th Street, 12A
New York, NY 10018
TEL: 212 759 6462 FAX: 212 759 6540

| No. | DESCRIPTION | DATE |
|---|---|---|
| 1 | ISSUED FOR SCHEMATIC DESIGN | 04 APR 2014 |
| 2 | ISSUED FOR DESIGN DEVELOPMENT | 01 JUL 2014 |
| 3 | ISSUED FOR DESIGN DEVELOPMENT | 31 JUL 2014 |
| 4 | CD PROGRESS ISSUE 1 | 15 OCT 2014 |
| 5 | ISSUED FOR BID - PLUMBING | 15 OCT 2014 |
| 6 | DOB SUBMISSION | 19 DEC 2014 |
| 7 | CD PROGRESS ISSUE 5 | 10 AUG 2015 |
| 8 | DOB AMENDMENT 2 | 18 SEP 2015 |
| 9 | CD PROGRESS ISSUE 6 | 02 NOV 2015 |
| 10 | CD PROGRESS ISSUE 8 - GMP SET | 18 MAR 2016 |
| 11 | DOB AMENDMENT 3 | 03 OCT 2016 |

Discrepancies must be reported immediately to the Architect before proceeding. Only figured dimensions are to be used. Contractors must check all dimensions on site. This drawing is protected by copyright.

ALL DIMENSIONS ARE SHOWN IN IMPERIAL.

CONSULTANT:
AKF
ONE LIBERTY PLAZA, 165 BROADWAY, 22nd FLOOR
NEW YORK, NY 10006
T: 212.354.5656 F: 212.354.5668
Arlington | Boise | Mexico City | Minneapolis | New York
Philadelphia | Princeton | Seattle | Southeast | Stamford

PROJECT:
**217 WEST 57TH STREET**
NEW YORK, NY

DRAWING TITLE:
PLUMBING
STORM RISER DIAGRAM

SEAL & SIGNATURE:
STATE OF NEW YORK · DEPARTMENT OF STATE · LICENSED PROFESSIONAL ENGINEER · No. 075135

| | |
|---|---|
| DATE: | 04/04/14 |
| PROJECT No: | Y130747-000 |
| DRAWN: JRD | REV: |
| CHK: JRD | 11 |
| SCALE: NONE | |
| DWG No: | P-328.02 |
| DOB PAGE No: | 90 of 100 |

DOB EMPLOYEE STAMP:

DOB B-SCAN:

DEPT OF BLDGS 421263635 Job Number
E351508263 Scan Code

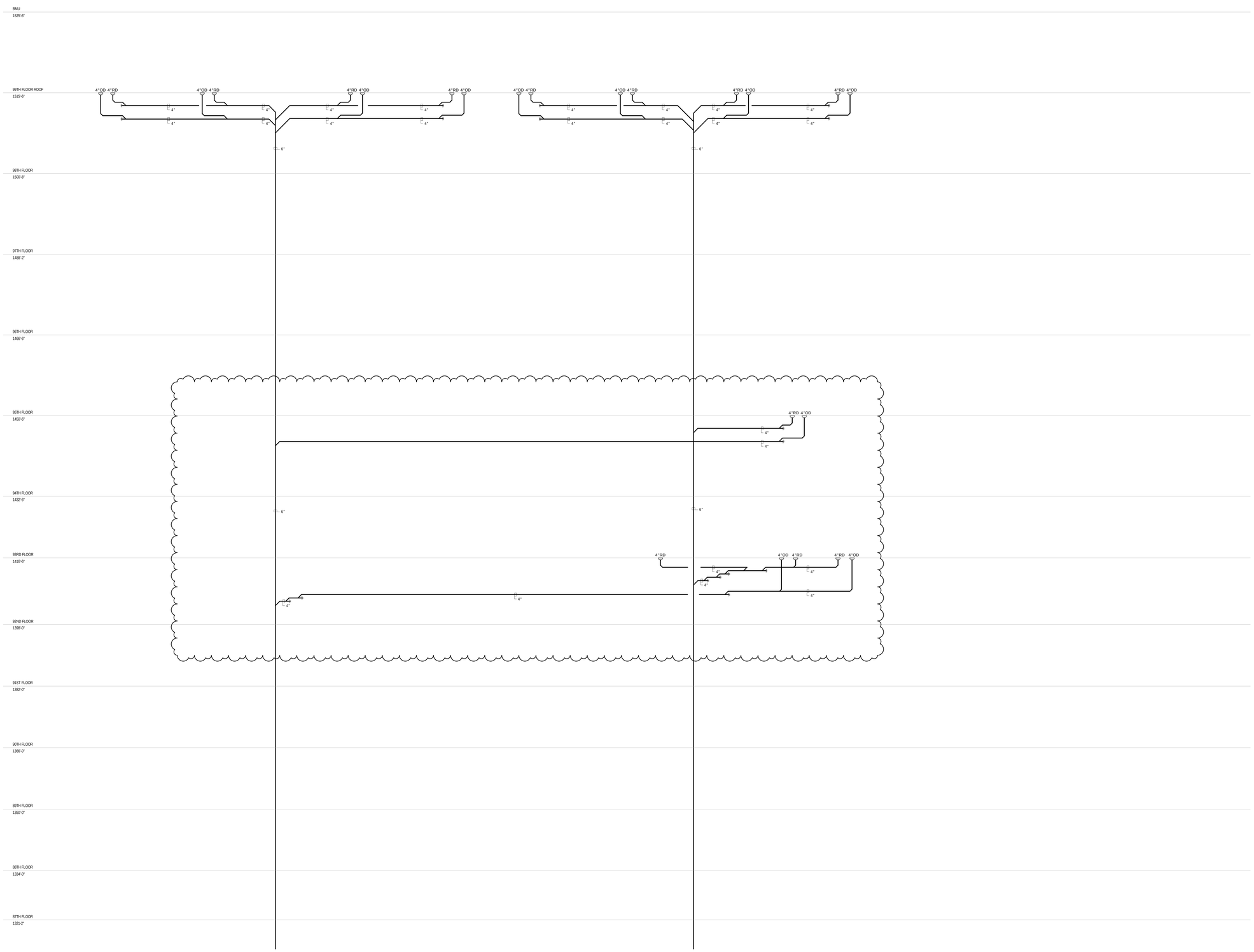


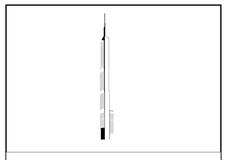

KEY PLAN:

PROJECT NORTH

TRUE NORTH

DEVELOPER:
***EXTELL DEVELOPMENT COMPANY***
805 THIRD AVENUE, 7TH FLOOR
New York, NY 10022 USA
TEL: 212 712 6000 FAX: 212 712 6100

DESIGN ARCHITECT: Base Building Shell & Core
***ADRIAN SMITH + GORDON GILL ARCHITECTURE***
111 WEST MONROE STREET SUITE 2300
CHICAGO IL 60603
TEL: 312 920 1888 FAX: 312 920 1775

INTERIOR DESIGNER: Residential
***Rottet Architecture and Design Studio, PLLC***
298 Fifth Ave, 7th Floor
New York, NY 10001
TEL: 646 998 7000 FAX:

ARCHITECT OF RECORD:Base Building Shell, Core, & Residential
***AAI ARCHITECTS, P.C.***
401 Wellington St. W., 3rd Floor
Toronto, ON M5V 1E7 Canada
TEL: 416 967 1500 FAX: 416 967 7150

STRUCTURAL ENGINEERS:
***WSP CANTOR SEINUK***
228 EAST 45th Street
New York, NY 10017 USA
TEL: 212 687 9888 FAX: 646 487 5501

MEP ENGINEERS:
***AKF GROUP***
One Liberty Plaza, 165 Broadway, 22nd Floor
New York, NY 10006 USA
TEL: 212 354 5656 FAX: 212 354 5668

GEOTECHNICAL ENGINEERS:
***Langan Engineering & Environmental Services***
21 Penn Plaza - 360 West 31st Street, 8th Floor
New York, NY 10001-2727
TEL: 212 479 5400 FAX: 212 479 5444

CODE CONSULTANTS:
***Construction Consulting Associates***
100 Church Street
New York, NY 10007
TEL: 212 385 1818 FAX: 212 385 1911

CURTAINWALL CONSULTANT:
***AJLP Consulting***
40 Worth Street, Suite 826
New York, NY 10013
TEL: 212 757 5659 FAX: 646 219 8508

LANDMARK/PRESERVATION CONSULTANT:
***Jan Hird Pokorny Associates, Inc.***
39 West 37th Street, 12A
New York, NY 10018
TEL: 212 759 6462 FAX: 212 759 6540

| No. | DESCRIPTION | DATE |
|---|---|---|
| 1 | ISSUED FOR SCHEMATIC DESIGN | 04 APR 2014 |
| 2 | ISSUED FOR DESIGN DEVELOPMENT | 01 JUL 2014 |
| 3 | ISSUED FOR DESIGN DEVELOPMENT | 31 JUL 2014 |
| 4 | CD PROGRESS ISSUE 1 | 15 OCT 2014 |
| 5 | ISSUED FOR BID - PLUMBING | 15 OCT 2014 |
| 6 | DOB SUBMISSION | 19 DEC 2014 |
| 7 | CD PROGRESS ISSUE 5 | 10 AUG 2015 |
| 8 | DOB AMENDMENT 2 | 18 SEP 2015 |
| 9 | CD PROGRESS ISSUE 6 | 02 NOV 2015 |
| 10 | CD PROGRESS ISSUE 8 - GMP SET | 18 MAR 2016 |
| 11 | DOB AMENDMENT 3 | 03 OCT 2016 |

Discrepancies must be reported immediately to the Architect before proceeding. Only figured dimensions are to be used. Contractors must check all dimensions on site. This drawing is protected by copyright.

ALL DIMENSIONS ARE SHOWN IN IMPERIAL.

CONSULTANT:
AKF
ONE LIBERTY PLAZA, 165 BROADWAY, 22nd FLOOR
NEW YORK, NY 10006
T: 212.354.5656 F: 212.354.5668
Atlanta / Boston / Mexico City / Minneapolis / New York
Philadelphia / Houston / Dublin / Hartford / Stamford

PROJECT:

**217 WEST 57TH STREET**

NEW YORK, NY

DRAWING TITLE:

PLUMBING
STORM RISER DIAGRAM

SEAL & SIGNATURE:

STATE OF NEW YORK · JAMES R. DEVITO · 035,997 · LICENSED PROFESSIONAL ENGINEER

| | |
|---|---|
| DATE: | 04/04/14 |
| PROJECT No: | Y130747-000 |
| DRAWN: JRD | REV: |
| CHK: JRD | 11 |
| SCALE: NONE | |
| DWG No: | |
| **P-329.02** | |
| DOB PAGE No: | 91 of 100 |

DOB EMPLOYEE STAMP:

DOB B-SCAN:

36" x 48" Arch E SHEET SIZE
FILE NAME: C:\Revit Local Files\Y130747-000-AKF-865_MEP15-CENTRAL_sbaxena.rvt
PLOT DATE: 10/3/2016 5:50:03 PM

DEPT OF BLDGS 421263625 Job Number
E350923334 Scan Code

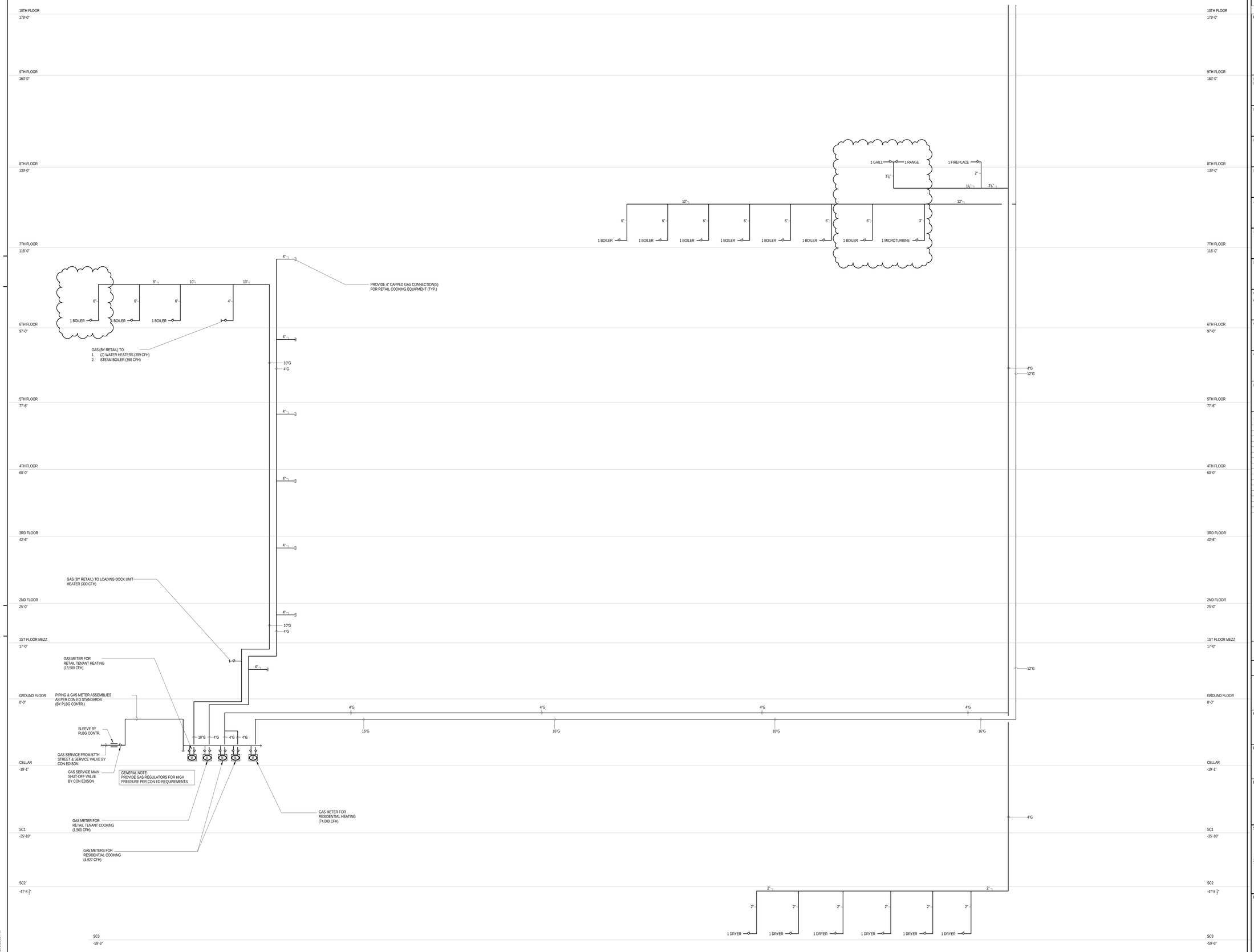


KEY PLAN:

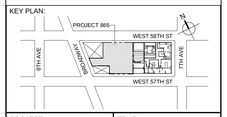


PROJECT NORTH | TRUE NORTH

DEVELOPER:
***EXTELL DEVELOPMENT COMPANY***
805 THIRD AVENUE, 7TH FLOOR
New York, NY 10022 USA
TEL: 212 712 6000 FAX: 212 712 6100

DESIGN ARCHITECT: Base Building Shell & Core
***ADRIAN SMITH + GORDON GILL ARCHITECTURE***
111 WEST MONROE STREET SUITE 2300
CHICAGO IL 60603
TEL: 312 920 1888 FAX: 312 920 1775

INTERIOR DESIGNER: Residential
***Rottet Architecture and Design Studio, PLLC***
298 Fifth Ave, 7th Floor
New York, NY 10001
TEL: 646 998 7000 FAX:

ARCHITECT OF RECORD:Base Building Shell, Core, & Residential
***AAI ARCHITECTS, P.C.***
401 Wellington St. W., 3rd Floor
Toronto, ON M5V 1E7 Canada
TEL: 416 967 1500 FAX: 416 967 7150

STRUCTURAL ENGINEERS:
***WSP CANTOR SEINUK***
228 EAST 45th Street
New York, NY 10017 USA
TEL: 212 687 9888 FAX: 646 487 5501

MEP ENGINEERS:
***AKF GROUP***
One Liberty Plaza, 165 Broadway, 22nd Floor
New York, NY 10006 USA
TEL: 212 354 5656 FAX: 212 354 5668

GEOTECHNICAL ENGINEERS:
***Langan Engineering & Environmental Services***
21 Penn Plaza - 360 West 31st Street, 8th Floor
New York, NY 10001-2727
TEL: 212 479 5400 FAX: 212 479 5444

CODE CONSULTANTS:
***Construction Consulting Associates***
100 Church Street
New York, NY 10007
TEL: 212 385 1818 FAX: 212 385 1911

CURTAINWALL CONSULTANT:
***AJLP Consulting***
40 Worth Street, Suite 826
New York, NY 10013
TEL: 212 757 5659 FAX: 646 219 8508

LANDMARK/PRESERVATION CONSULTANT:
***Jan Hird Pokorny Associates, Inc.***
39 West 37th Street, 12A
New York, NY 10018
TEL: 212 759 6462 FAX: 212 759 6540

| No. | DESCRIPTION | DATE |
|---|---|---|
| 1 | CD PROGRESS ISSUE 5 | 10 AUG 2015 |
| 2 | CD PROGRESS ISSUE 7 | 29 JAN 2016 |
| 3 | CD PROGRESS ISSUE 8 - GMP SET | 18 MAR 2016 |
| 4 | DOB AMENDMENT 3 | 03 OCT 2016 |

Discrepancies must be reported immediately to the Architect before proceeding. Only figured dimensions are to be used. Contractors must check all dimensions on site. This drawing is protected by copyright.

ALL DIMENSIONS ARE SHOWN IN IMPERIAL.

CONSULTANT:
AKF
ONE LIBERTY PLAZA, 165 BROADWAY, 22nd FLOOR
NEW YORK, NY 10006
T: 212.354.5656 F: 212.354.5668
Atlanta | Boston | Mexico City | Minneapolis | New York
Philadelphia | Princeton | Dublin | Hyderabad | Mumbai

PROJECT:
**217 WEST 57TH STREET**
NEW YORK, NY

DRAWING TITLE:
PLUMBING
GAS RISER DIAGRAM

SEAL & SIGNATURE:

| | |
|---|---|
| DATE: | 04/04/14 |
| PROJECT No: | Y130747-000 |
| DRAWN: JRD | REV: 4 |
| CHK: JRD | |
| SCALE: NONE | |
| DWG No: | P-330.02 |
| DOB PAGE No: | 92 of 100 |

DOB EMPLOYEE STAMP:

DOB B-SCAN:

36" x 48" Arch E - SHEET SIZE
FILE NAME: C:\Revit Local Files\Y130747-000-AKF-865_MEP15-CENTRAL_sbaxnchk.rvt
PLOT DATE: 10/3/2016 5:50:09 PM

DEPT OF BLDGS 121263625 Job Number
ES/04/138375 Scan Code

36" x 48" Arch E SHEET SIZE

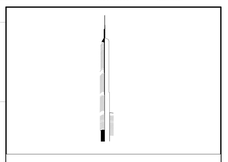

KEY PLAN:

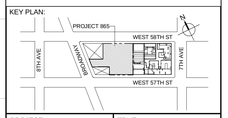


PROJECT NORTH

TRUE NORTH

DEVELOPER:
***EXTELL DEVELOPMENT COMPANY***
805 THIRD AVENUE, 7TH FLOOR
New York, NY 10022 USA
TEL: 212 712 6000 FAX: 212 712 6100

DESIGN ARCHITECT: Base Building Shell & Core
***ADRIAN SMITH + GORDON GILL ARCHITECTURE***
111 WEST MONROE STREET SUITE 2300
CHICAGO IL 60603
TEL: 312 920 1888 FAX: 312 920 1775

INTERIOR DESIGNER: Residential
***Rottet Architecture and Design Studio, PLLC***
298 Fifth Ave, 7th Floor
New York, NY 10001
TEL: 646 998 7000 FAX:

ARCHITECT OF RECORD:Base Building Shell, Core, & Residential
***AAI ARCHITECTS, P.C.***
401 Wellington St. W., 3rd Floor
Toronto, ON M5V 1E7 Canada
TEL: 416 967 1500 FAX: 416 967 7150

STRUCTURAL ENGINEERS:
***WSP CANTOR SEINUK***
228 EAST 45th Street
New York, NY 10017 USA
TEL: 212 687 9888 FAX: 646 487 5501

MEP ENGINEERS:
***AKF GROUP***
One Liberty Plaza, 165 Broadway, 22nd Floor
New York, NY 10006 USA
TEL: 212 354 5656 FAX: 212 354 5668

GEOTECHNICAL ENGINEERS:
***Langan Engineering & Environmental Services***
21 Penn Plaza - 360 West 31st Street, 8th Floor
New York, NY 10001-2727
TEL: 212 479 5400 FAX: 212 479 5444

CODE CONSULTANTS:
***Construction Consulting Associates***
100 Church Street
New York, NY 10007
TEL: 212 385 1818 FAX: 212 385 1911

CURTAINWALL CONSULTANT:
***AJLP Consulting***
40 Worth Street, Suite 826
New York, NY 10013
TEL: 212 757 5659 FAX: 646 219 8508

LANDMARK/PRESERVATION CONSULTANT:
***Jan Hird Pokorny Associates, Inc.***
39 West 37th Street, 12A
New York, NY 10018
TEL: 212 759 6462 FAX: 212 759 6540

| No. | DESCRIPTION | DATE |
|---|---|---|
| 1 | CD PROGRESS ISSUE 5 | 10 AUG 2015 |
| 2 | CD PROGRESS ISSUE 8 - GMP SET | 18 MAR 2016 |
| 3 | DOB AMENDMENT 3 | 03 OCT 2016 |

Discrepancies must be reported immediately to the Architect before proceeding. Only figured dimensions are to be used. Contractors must check all dimensions on site. This drawing is protected by copyright.

ALL DIMENSIONS ARE SHOWN IN IMPERIAL.

CONSULTANT:
AKF
ONE LIBERTY PLAZA, 165 BROADWAY, 22nd FLOOR
NEW YORK, NY 10006
T: 212.354.5656 F: 212.354.5668
Atlanta / Boise / Mexico City / Minneapolis / New York
Philadelphia / Houston / Fairfax / Rochester / Stamford

PROJECT:
**217 WEST 57TH STREET**
NEW YORK, NY

DRAWING TITLE:
PLUMBING
GAS RISER DIAGRAM

SEAL & SIGNATURE:
STATE OF NEW YORK · JAMES R. DEPEROPOLI · 025125 · LICENSED PROFESSIONAL ENGINEER

| | |
|---|---|
| DATE: | 04/04/14 |
| PROJECT No: | Y130747-000 |
| DRAWN: JRD | REV: |
| CHK: JRD | 3 |
| SCALE: NONE | |
| DWG No: | |
| **P-332.00** | |
| DOB PAGE No: | 94 of 100 |

DOB EMPLOYEE STAMP:

DOB B-SCAN:

FILE NAME: C:\Revit Local Files\Y130747-000-AKF-BSL_MEP15-CENTRAL_adiancha.rvt
PLOT DATE: 10/13/2015 5:50:19 PM

DEPT OF BLDGS 121267025 Job Number

E317224489 Scan Code

36" x 48" Arch E SHEET SIZE




KEY PLAN:

PROJECT NORTH

TRUE NORTH

DEVELOPER:
***EXTELL DEVELOPMENT COMPANY***
805 THIRD AVENUE, 7TH FLOOR
New York, NY 10022 USA
TEL: 212 712 6000 FAX: 212 712 6100

DESIGN ARCHITECT: Base Building Shell & Core
***ADRIAN SMITH + GORDON GILL ARCHITECTURE***
111 WEST MONROE STREET SUITE 2300
CHICAGO IL 60603
TEL: 312 920 1888 FAX: 312 920 1775

INTERIOR DESIGNER: Residential
***Rottet Architecture and Design Studio, PLLC***
298 Fifth Ave, 7th Floor
New York, NY 10001
TEL: 646 998 7000 FAX:

ARCHITECT OF RECORD:Base Building Shell, Core, & Residential
***AAI ARCHITECTS, P.C.***
401 Wellington St. W., 3rd Floor
Toronto, ON M5V 1E7 Canada
TEL: 416 967 1500 FAX: 416 967 7150

STRUCTURAL ENGINEERS:
***WSP CANTOR SEINUK***
228 EAST 45th Street
New York, NY 10017 USA
TEL: 212 687 9888 FAX: 646 487 5501

MEP ENGINEERS:
***AKF GROUP***
One Liberty Plaza, 165 Broadway, 22nd Floor
New York, NY 10006 USA
TEL: 212 354 5656 FAX: 212 354 5668

GEOTECHNICAL ENGINEERS:
***Langan Engineering & Environmental Services***
21 Penn Plaza - 360 West 31st Street, 8th Floor
New York, NY 10001-2727
TEL: 212 479 5400 FAX: 212 479 5444

CODE CONSULTANTS:
***Construction Consulting Associates***
100 Church Street
New York, NY 10007
TEL: 212 385 1818 FAX: 212 385 1911

CURTAINWALL CONSULTANT:
***AJLP Consulting***
40 Worth Street. Suite 826
New York, NY 10013
TEL: 212 757 5659 FAX: 646 219 8508

LANDMARK/PRESERVATION CONSULTANT:
***Jan Hird Pokorny Associates, Inc.***
39 West 37th Street, 12A
New York, NY 10018
TEL: 212 759 6462 FAX: 212 759 6540

| No. | DESCRIPTION | DATE |
|---|---|---|
| 1 | CD PROGRESS ISSUE 5 | 10 AUG 2015 |
| 2 | CD PROGRESS ISSUE 8 - GMP SET | 18 MAR 2016 |
| 3 | DOB AMENDMENT 3 | 03 OCT 2016 |

Discrepancies must be reported immediately to the Architect before proceeding. Only figured dimensions are to be used. Contractors must check all dimensions on site. This drawing is protected by copyright.

ALL DIMENSIONS ARE SHOWN IN IMPERIAL.

CONSULTANT:
AKF
ONE LIBERTY PLAZA, 165 BROADWAY, 22nd FLOOR
NEW YORK, NY 10006
T: 212.354.5656 F: 212.354.5668
Chicago | Denver | Miami | Mexico City | Minneapolis | Mississippi
Philadelphia | Houston | Toronto | Montreal | Cambridge

PROJECT:
**217 WEST 57TH STREET**
NEW YORK, NY

DRAWING TITLE:
PLUMBING
GAS RISER DIAGRAM

SEAL & SIGNATURE:

STATE OF NEW YORK · JAMES R. DRAKE · 065 · 29135 · PROFESSIONAL ENGINEER

| | |
|---|---|
| DATE: | 04/04/14 |
| PROJECT No: | Y130747-000 |
| DRAWN: JRD | REV: |
| CHK: JRD | 3 |
| SCALE: NONE | |
| DWG No: | |
| **P-333.00** | |
| DOB PAGE No: 95 of 100 | |

DOB EMPLOYEE STAMP:

DOB B-SCAN:

FILE NAME: C:\Revit Local Files\Y130747-000-AKF-865_MEP-SI-CENTRAL_sdarnche.rvt
PLOT DATE: 10/19/2016 5:50:24 PM

DEPT OF BLDGS 121267025 Job Number
E395053283 Scan Code




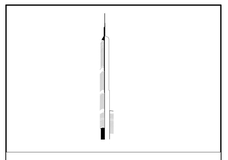

KEY PLAN:

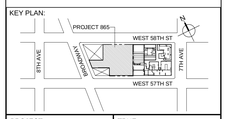


PROJECT NORTH

TRUE NORTH

DEVELOPER:
***EXTELL DEVELOPMENT COMPANY***
805 THIRD AVENUE, 7TH FLOOR
New York, NY 10022 USA
TEL: 212 712 6000 FAX: 212 712 6100

DESIGN ARCHITECT: Base Building Shell & Core
***ADRIAN SMITH + GORDON GILL ARCHITECTURE***
111 WEST MONROE STREET SUITE 2300
CHICAGO IL 60603
TEL: 312 920 1888 FAX: 312 920 1775

INTERIOR DESIGNER: Residential
***Rottet Architecture and Design Studio, PLLC***
298 Fifth Ave, 7th Floor
New York, NY 10001
TEL: 646 998 7000 FAX:

ARCHITECT OF RECORD:Base Building Shell, Core, & Residential
***AAI ARCHITECTS, P.C.***
401 Wellington St. W., 3rd Floor
Toronto, ON M5V 1E7 Canada
TEL: 416 967 1500 FAX: 416 967 7150

STRUCTURAL ENGINEERS:
***WSP CANTOR SEINUK***
228 EAST 45th Street
New York, NY 10017 USA
TEL: 212 687 9888 FAX: 646 487 5501

MEP ENGINEERS:
***AKF GROUP***
One Liberty Plaza, 165 Broadway, 22nd Floor
New York, NY 10006 USA
TEL: 212 354 5656 FAX: 212 354 5668

GEOTECHNICAL ENGINEERS:
***Langan Engineering & Environmental Services***
21 Penn Plaza - 360 West 31st Street, 8th Floor
New York, NY 10001-2727
TEL: 212 479 5400 FAX: 212 479 5444

CODE CONSULTANTS:
***Construction Consulting Associates***
100 Church Street
New York, NY 10007
TEL: 212 385 1818 FAX: 212 385 1911

CURTAINWALL CONSULTANT:
***A.J.L.P Consulting***
40 Worth Street. Suite 826
New York, NY 10013
TEL: 212 757 5659 FAX: 646 219 8508

LANDMARK/PRESERVATION CONSULTANT:
***Jan Hird Pokorny Associates, Inc.***
39 West 37th Street, 12A
New York, NY 10018
TEL: 212 759 6462 FAX: 212 759 6540

| No. | DESCRIPTION | DATE |
|---|---|---|
| 1 | ISSUED FOR SCHEMATIC DESIGN | 04 APR 2014 |
| 2 | ISSUED FOR DESIGN DEVELOPMENT | 01 JUL 2014 |
| 3 | ISSUED FOR DESIGN DEVELOPMENT | 31 JUL 2014 |
| 4 | CD PROGRESS ISSUE 1 | 15 OCT 2014 |
| 5 | ISSUED FOR BID - PLUMBING | 15 OCT 2014 |
| 6 | CD PROGRESS ISSUE 5 | 10 AUG 2015 |
| 7 | DOB AMENDMENT 2 | 18 SEP 2015 |
| 8 | CD PROGRESS ISSUE 7 | 29 JAN 2016 |
| 9 | CD PROGRESS ISSUE 8 - GMP SET | 18 MAR 2016 |
| 10 | DOB AMENDMENT 3 | 03 OCT 2016 |

Discrepancies must be reported immediately to the Architect before proceeding. Only figured dimensions are to be used. Contractors must check all dimensions on site. This drawing is protected by copyright.

ALL DIMENSIONS ARE SHOWN IN IMPERIAL.

CONSULTANT:

AKF
ONE LIBERTY PLAZA, 165 BROADWAY, 22nd FLOOR
NEW YORK, NY 10006
T: 212.354.5656 F: 212.354.5668
Abuja | Boise | Mexico City | Minneapolis | New York
Philadelphia | Houston | Fairfax | Kachina | Sanford

PROJECT:

**217 WEST 57TH STREET**
NEW YORK, NY

DRAWING TITLE:

PLUMBING
GAS RISER DIAGRAM

SEAL & SIGNATURE:

STATE OF NEW YORK · JAMES R. JOHNSON · 075-01215 · REGISTERED PROFESSIONAL ENGINEER

| | |
|---|---|
| DATE: | 04/04/14 |
| PROJECT No: | Y130747-000 |
| DRAWN: JRD | REV: 10 |
| CHK: JRD | |
| SCALE: NONE | |
| DWG No: | **P-334.02** |
| DOB PAGE No: | 96 of 100 |

DOB EMPLOYEE STAMP:

DOB B-SCAN:

36" x 48" Arch E - SHEET SIZE
FILE NAME: C:\Revit Local Files\Y130747-000-AKF-BSL_MEP15-CENTRAL_jdiaincha.rvt
PLOT DATE: 10/12/2016 5:50:28 PM

DEPT OF BLDGS 121263525 Job Number
E300365649 Scan Code




KEY PLAN:

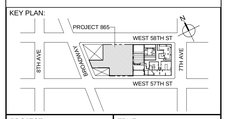


PROJECT NORTH

TRUE NORTH

DEVELOPER:
***EXTELL DEVELOPMENT COMPANY***
805 THIRD AVENUE, 7TH FLOOR
New York, NY 10022 USA
TEL: 212 712 6000 FAX: 212 712 6100

DESIGN ARCHITECT: Base Building Shell & Core
***ADRIAN SMITH + GORDON GILL ARCHITECTURE***
111 WEST MONROE STREET SUITE 2300
CHICAGO IL 60603
TEL: 312 920 1888 FAX: 312 920 1775

INTERIOR DESIGNER: Residential
***Rottet Architecture and Design Studio, PLLC***
298 Fifth Ave, 7th Floor
New York, NY 10001
TEL: 646 998 7000 FAX:

ARCHITECT OF RECORD:Base Building Shell, Core, & Residential
***AAI ARCHITECTS, P.C.***
401 Wellington St. W., 3rd Floor
Toronto, ON M5V 1E7 Canada
TEL: 416 967 1500 FAX: 416 967 7150

STRUCTURAL ENGINEERS:
***WSP CANTOR SEINUK***
228 EAST 45th Street
New York, NY 10017 USA
TEL: 212 687 9888 FAX: 646 487 5501

MEP ENGINEERS:
***AKF GROUP***
One Liberty Plaza, 165 Broadway, 22nd Floor
New York, NY 10006 USA
TEL: 212 354 5656 FAX: 212 354 5668

GEOTECHNICAL ENGINEERS:
***Langan Engineering & Environmental Services***
21 Penn Plaza - 360 West 31st Street, 8th Floor
New York, NY 10001-2727
TEL: 212 479 5400 FAX: 212 479 5444

CODE CONSULTANTS:
***Construction Consulting Associates***
100 Church Street
New York, NY 10007
TEL: 212 385 1818 FAX: 212 385 1911

CURTAINWALL CONSULTANT:
***AJLP Consulting***
40 Worth Street. Suite 826
New York, NY 10013
TEL: 212 757 5659 FAX: 646 219 8508

LANDMARK/PRESERVATION CONSULTANT:
***Jan Hird Pokorny Associates, Inc.***
39 West 37th Street, 12A
New York, NY 10018
TEL: 212 759 6462 FAX: 212 759 6540

| No. | DESCRIPTION | DATE |
|---|---|---|
| 1 | ISSUED FOR SCHEMATIC DESIGN | 04 APR 2014 |
| 2 | ISSUED FOR DESIGN DEVELOPMENT | 01 JUL 2014 |
| 3 | ISSUED FOR DESIGN DEVELOPMENT | 31 JUL 2014 |
| 4 | CD PROGRESS ISSUE 1 | 15 OCT 2014 |
| 5 | ISSUED FOR BID - PLUMBING | 15 OCT 2014 |
| 6 | DOB SUBMISSION | 19 DEC 2014 |
| 7 | CD PROGRESS ISSUE 5 | 10 AUG 2015 |
| 8 | DOB AMENDMENT 2 | 18 SEP 2015 |
| 9 | CD PROGRESS ISSUE 8 - GMP SET | 18 MAR 2016 |
| 10 | DOB AMENDMENT 3 | 03 OCT 2016 |

Discrepancies must be reported immediately to the Architect before proceeding. Only figured dimensions are to be used. Contractors must check all dimensions on site. This drawing is protected by copyright.

ALL DIMENSIONS ARE SHOWN IN IMPERIAL.

CONSULTANT:
AKF
ONE LIBERTY PLAZA, 165 BROADWAY, 22nd FLOOR
NEW YORK, NY 10006
T: 212.354.5656 F: 212.354.5668
Arlington / Boston / Mexico City / Minneapolis / New York
Philadelphia / Houston / Fairfax / Rochester / Stamford

PROJECT:

**217 WEST 57TH STREET**

NEW YORK, NY

DRAWING TITLE:

PLUMBING
GAS RISER DIAGRAM

SEAL & SIGNATURE:

STATE OF NEW YORK · JAMES R. DEVERS · No. 075135 · LICENSED PROFESSIONAL ENGINEER

| | |
|---|---|
| DATE: | 04/04/14 |
| PROJECT No: | Y130747-000 |
| DRAWN: JRD | REV: |
| CHK: JRD | 10 |
| SCALE: NONE | |
| DWG No: | |
| **P-335.02** | |
| DOB PAGE No: | 97 of 100 |

DOB EMPLOYEE STAMP:

DOB B-SCAN:

36" x 48" Arch E - SHEET SIZE

FILE NAME: C:\Revit Local Files\Y130747-000-AKF-BSL_MEP15-CENTRAL_allianchia.rvt
PLOT DATE: 10/13/2015 5:50:28 PM

DEPT OF BLDGS 121328205 Job Number

ES187336449 Scan Code

36" x 48" Arch E -SHEET SIZE

DWH-4-1

## WATER HEATER AND THERMOSTATIC MIXING VALVE SCHEDULE

| DESIGNATION | NO. REQUIRED | MANUFACTURER AND MODEL NUMBER | LOCATION | SUPPLIES | STORAGE WATER TEMPERATURE (DEG.F) | VOLUME/HEATER (GALS.) | CAPACITY (GPM) | TEMPERATURE RISE (DEG.F) | MAXIMUM WATER FLOW (G.P.M.) | W.W.P. (PSIG.) | TEST PRESSURE (PSIG.) | WIDE (INCHES) | LENGTH/HEIGHT (INCHES) | ELECTRIC: ELECTRIC LOAD (K.W.) | ELECTRIC: PHASE | ELECTRIC: VOLT | GAS: GAS SERVICE (INCHES) | GAS: GAS LOAD (CFH) | GAS: GAS PRESSURE REQ. (IN W.C.) | BOILER: BOILER LOAD (LBS./HR./HTR.) | BOILER: MAX. ALLOWABLE PRESSURE DROP THROUGH VALVE | BOILER: STEAM VALVE (INCH.) | BOILER: STEAM PRESSURE IN LINE (PSI) | BOILER: ALLOWABLE PRESSURE DROP IN COIL (PSI) | REMARKS | THERMOSTATIC MIXING VALVE | DRAWING NO. |
|---|---|---|---|---|---|---|---|---|---|---|---|---|---|---|---|---|---|---|---|---|---|---|---|---|---|---|---|
| R4-1 | 2 | RECO PFHX-SS-IG16-16-DELW | 90TH FLOOR | RESIDENTIAL (FLOORS 89-93) | - | - | 30 | 70 | - | - | - | 29 | 40 | - | - | - | - | - | - | - | - | - | - | - | PLATE AND FRAME WITH 316 SS, 150 PSI | HOLBY | P-166 |
| R4-2 | 2 | RECO PFHX-SS-IG16-19-DELW | 90TH FLOOR | RESIDENTIAL (FLOORS 82-88) | - | - | 58 | 70 | - | - | - | 29 | 40 | - | - | - | - | - | - | - | - | - | - | - | PLATE AND FRAME WITH 316 SS, 150 PSI | HOLBY | P-166 |
| R4-3 | 2 | RECO PFHX-SS-IG30-19-DELW | 67TH FLOOR | RESIDENTIAL (FLOORS 75-81) | - | - | 58 | 70 | - | - | - | 29 | 40 | - | - | - | - | - | - | - | - | - | - | - | PLATE AND FRAME WITH 316 SS, 150 PSI | HOLBY | P-154 |
| R4-4 | 2 | RECO PFHX-SS-IG16-25-DELW | 67TH FLOOR | RESIDENTIAL (FLOORS 68-74) | - | - | 58 | 90 | - | - | - | 29 | 40 | - | - | - | - | - | - | - | - | - | - | - | PLATE AND FRAME WITH 316 SS, 150 PSI | HOLBY | P-154 |
| R3-1 | 2 | RECO PFHX-SS-IG16-36-DELW | 67TH FLOOR | RESIDENTIAL (FLOORS 60-66) | - | - | 82 | 70 | - | - | - | 29 | 40 | - | - | - | - | - | - | - | - | - | - | - | PLATE AND FRAME WITH 316 SS, 150 PSI | HOLBY | P-154 |
| R3-2 | 2 | RECO PFHX-SS-IG16-23-DELW | 46TH FLOOR | RESIDENTIAL (FLOORS 55-59) | - |  | 67 | 70 | - | - | - | 29 | 40 | - | - | - | - | - | - | - | - | - | - | - | PLATE AND FRAME WITH 316 SS, 300 PSI | HOLBY | P-143 |
| R3-3 | 2 | RECO PFHX-SS-IG16-24-DELW | 46TH FLOOR | RESIDENTIAL (FLOORS 47-54) | - | - | 90 | 70 | - | - | - | 29 | 40 | - | - | - | - | - | - | - | - | - | - | - | PLATE AND FRAME WITH 316 SS, 300 PSI | HOLBY | P-143 |
| R2-1 | 2 | RECO PFHX-SS-IG16-34-DELW | 46TH FLOOR | RESIDENTIAL (FLOORS 37-45) | - | - | 100 | 70 | - | - | - | 29 | 40 | - | - | - | - | - | - | - | - | - | - | - | PLATE AND FRAME WITH 316 SS, 300 PSI | HOLBY | P-143 |
| R2-2 | 3 | RECO PFHX-SS-IG16-22-DELW | 27TH FLOOR | RESIDENTIAL (FLOORS 28-36) | - | - | 70 | 70 | - | - | - | 29 | 40 | - | - | - | - | - | - | - | - | - | - | - | PLATE AND FRAME WITH 316 SS, 150 PSI | HOLBY | P-133 |
| R1-1 | 3 | RECO PFHX-SS-IG16-20-DELW | 27TH FLOOR | RESIDENTIAL (FLOORS 20-26) | - | - | 65 | 70 | - | - | - | 29 | 40 | - | - | - | - | - | - | - | - | - | - | - | PLATE AND FRAME WITH 316 SS, 150 PSI | HOLBY | P-133 |
| R1-2 | 3 | RECO PFHX-SS-IG16-38-DELW | 12TH FLOOR | RESIDENTIAL (FLOORS 13-19) | - | - | 83 | 70 | - | - | - | 29 | 40 | - | - | - | - | - | - | - | - | - | - | - | PLATE AND FRAME WITH 316 SS, 150 PSI | HOLBY | P-119 |
| A1-3 | 2 | RECO PFHX-SS-IG16-15-ELW | 9TH FLOOR | AMENITY (FLOORS 9-10) | - | - | 30 | 70 | - | - | - | 29 | 40 | - | - | - | - | - | - | - | - | - | - | - | PLATE AND FRAME WITH 316 SS, 150 PSI | HOLBY | P-114 |
| A1-2 | 2 | RECO PFHX-SS-IG16-15-ELW | 7TH FLOOR | AMENITY (FLOORS 7-8) | - | - | 30 | 90 | - | - | - | 29 | 40 | - | - | - | - | - | - | - | - | - | - | - | PLATE AND FRAME WITH 316 SS, 150 PSI | HOLBY | P-111 |
| R1-3 | 2 | RECO PFHX-SS-IG16-15-ELW | SC2 | RESIDENTIAL (FLOORS SC2-SC3) | - | - | 30 | 70 | - | - | - | 29 | 40 | - | - | - | - | - | - | - | - | - | - | - | PLATE AND FRAME WITH 316 SS, 150 PSI | HOLBY | P-101 |

NOTES:

1. PROVIDE LOW TEMPERATURE AND HIGH TEMPERATURE MONITORING FOR THERMOSTATIC MIXING VALVES. WIRE TO BMS

## GREASE INTERCEPTOR SCHEDULE

| DESIGNATION | NO. REQUIRED | MANUFACTURER & MODEL NUMBER | MATERIAL | FLOW RATE (GPM) | GREASE CAPACITY (LBS) | LOCATION | REMARKS | DRAWING NO. |
|---|---|---|---|---|---|---|---|---|
| GI-1 | 1 | SCHIER GB-250 | POLYETYLENE | 100 | 1,076 | LOADING DOCK GI PIT | 16,000 LB. LOAD RATER COMPOSITE COVERS. 4" INLET/OUTLET SCHED 40 PLAIN END (NO-HUB) | P-104.00 |
| GI-2 | 1 | SCHIER GB-75 | POLYETYLENE | 75 | 616 | 67TH FLOOR MEZZ | 16,000 LB. LOAD RATER COMPOSITE COVERS. 4" INLET/OUTLET SCHED 40 PLAIN END (NO-HUB) | P-154.00 |

## DRAIN SCHEDULE

MANUFACTURER: J.R. SMITH; ● WADE; ZURN; JOSAM

| DESIGNATION | MODEL # | BODY: CAST IRON | BODY: GALVANIZED | BODY: STAINLESS STEEL | BODY: ENAMEL COATED | BODY: ALL BRONZE | BODY: SECONDARY CLAMP | BODY: CLAMPING DEVICE | BODY: DECK CLAMP | BODY: BACK WATER VALVE | BODY: SUMP RECIEVER | STRAINER: CAST IRON | STRAINER: GALVANIZED | STRAINER: STAINLESS STEEL | STRAINER: DUCTILE IRON | STRAINER: ALL BRONZE | STRAINER: NICKEL BRONZE | STRAINER: CHROME PLATED | STRAINER: SEDIMENT BUCKET | STRAINER: SECONDARY STRAINER | STRAINER: POLISHED FINISH | STRAINER: VANDAL PROOF | STRAINER: TRACTOR GRATE | STRAINER: BRONZE MESH SCREEN | STRAINER: FUNNEL TOP | STRAINER: FLAT TOP | STRAINER: DOME | STRAINER: RAISED LIP | STRAINER: EXTENSION | STRAINER: LESS BOTTOM DOME | STRAINER: 1/2 GRATE | STRAINER: 3/4 GRATE | REMARKS |
|---|---|---|---|---|---|---|---|---|---|---|---|---|---|---|---|---|---|---|---|---|---|---|---|---|---|---|---|---|---|---|---|---|---|
| RD | 3004NH | ● |  |  |  |  |  | ● | ● |  |  | ● |  |  |  |  |  |  |  |  |  |  |  |  |  |  | ● |  | ● |  |  |  | GENERAL ROOF DRAIN |
| CFRD | 3004NH, FCS | ● |  |  |  |  |  | ● | ● |  |  | ● |  |  |  |  |  |  |  |  |  |  |  |  |  |  | ● |  | ● |  |  |  | CONTROL FLOW ROOF DRAIN |
| OD | 3004NH, D | ● |  |  |  |  |  | ● | ● |  |  | ● |  |  |  |  |  |  |  |  |  |  |  |  |  |  | ● |  | ● |  |  |  | OVERFLOW ROOF DRAIN |
| TD "A" | 2950-1 | ● |  |  |  |  |  | ● | ● |  |  | ● |  | ● |  |  |  |  |  |  |  | ● |  |  |  | ● |  |  | ● |  |  |  | TRENCH DRAIN (BUILDING ENTRANCE) |
| TD "B" | 2920 | ● |  |  |  |  |  | ● | ● |  |  | ● |  |  |  |  |  |  |  |  |  | ● | ● |  |  | ● |  |  | ● |  |  |  | TRENCH DRAIN (LOADING DOCK) |
| AD | 3100NH | ● |  |  |  |  |  | ● | ● |  |  | ● |  |  |  |  |  |  |  |  |  |  |  |  |  |  | ● |  | ● |  |  |  | AREA DRAIN (POOL PIT) |
| FD "A" | 1100NH | ● |  |  |  |  |  | ● | ● |  |  | ● |  |  | ● |  |  |  |  |  |  |  |  |  |  | ● |  |  | ● |  |  |  | FLOOR DRAIN (MECHANICAL ROOM) |
| FD "B' | 1100NH | ● |  |  |  |  |  | ● | ● |  |  | ● |  |  |  |  |  | ● |  |  |  |  |  |  |  | ● |  |  | ● |  |  |  | FLOOR DRAIN (TOILET ROOMS) |
| FD "C" | 1210NH, 27 | ● |  |  |  |  |  | ● | ● |  | ● | ● |  |  |  |  |  |  | ● |  |  |  |  |  |  | ● |  |  | ● |  |  |  | FLOOR DRAIN (TRASH ROOM) |
| FD "D" | 1210NH, 8, 27 | ● |  |  |  |  |  | ● | ● |  | ● | ● |  |  |  |  |  |  | ● | ● |  |  |  |  |  | ● |  |  | ● |  |  |  | FLOOR DRAIN (LAUNDRY ROOM) |
| FD "E" | 1100NH-WW, 27 |  | ● |  |  |  |  | ● | ● |  |  |  | ● |  | ● |  |  |  |  |  |  |  |  |  | ● |  |  |  | ● |  |  |  | FUNNEL FLOOR DRAIN |
| FD "F" | 1100NH | ● |  |  |  |  |  | ● | ● |  |  |  |  | ● |  |  |  |  | ● |  |  |  |  |  |  | ● |  |  | ● |  |  |  | FLOOR DRAIN (POOL EQUIPMENT ROOM) |
| FS "A" | 9140, 16, 27, 85 |  |  | ● |  |  |  | ● | ● |  |  |  |  | ● |  |  |  |  |  |  |  |  |  |  |  | ● |  |  | ● |  |  | ● | FLOOR SINK |
| PD | 1860-PA | ● |  |  |  |  |  | ● | ● |  |  |  |  |  |  |  | ● |  |  |  |  |  |  |  |  |  |  |  | ● |  |  |  | PLANTER DRAIN |

NOTES:

1. HOSE BIBS SHALL BE PROVIDED FOR ALL FLOOR DRAINS IN MECHANICAL ROOMS, NON-RESIDENTIAL LAUNDRY ROOMS, LOCKER ROOMS AND TRASH CHUTE ROOMS. 14
2. PROVIDE EXTRA HEAVY DUTY GRATES AND DECK PLATES FOR ALL DRAINS AND CLEANOUTS IN LOADING DOCK AREAS.
3. FOR THE POOL EQUIPMENT ROOM FLOOR DRAINS, THE SEDIMENT BUCKET SHALL BE STAINLESS STEEL.
4. PLUMBING CONTRACTOR TO PROVIDE EXTENSION COLLAR FOR ROOF DRAINS, WHERE REQUIRED.

## PUMP SCHEDULE

| DESIGNATION | NO. REQUIRED | SERVICE | MANUFACTURER AND MODEL NUMBER | FLOW RATE EA. PUMP (G.P.M.) | MAXIMUM TOTAL DYNAMIC HEAD (FT.) | CASING PRESSURE (PSIG.) | STAGES | VERTICAL | HORIZONTAL | END SUCTION | IN LINE | SUBMERSIBLE | MOTOR: MINIMUM H.P. (EACH PUMP) | MOTOR: R.P.M. | MOTOR: VOLTS | MOTOR: PHASE | MOTOR: CYCLES (HZ) | MANUAL CONTROL | AUTOMATIC CONTROL | LOCATION | REMARKS | DRAWING NO. |
|---|---|---|---|---|---|---|---|---|---|---|---|---|---|---|---|---|---|---|---|---|---|---|
| HP-SC2 | 1 | DUPLEX HOUSE PUMPS | PEERLESS MSLA 065 | 250 | 475 |  |  |  | ● |  |  |  | 50 | 3550 | 480 | 3 | 60 |  | ● | SUB-CELLAR 2 MECHANICAL ROOM |  | P-101 |
| HP-11 | 1 | DUPLEX HOUSE PUMPS | PEERLESS MSLA 100 | 250 | 281 |  |  |  | ● |  |  |  | 30 | 1750 | 480 | 3 | 60 |  | ● | 12TH FLOOR MECHANICAL ROOM |  | P-119 |
| HP-27 | 1 | DUPLEX HOUSE PUMPS | PEERLESS MSLA 100 | 250 | 342 |  |  |  | ● |  |  |  | 40 | 1750 | 480 | 3 | 60 |  | ● | 27TH FLOOR MECHANICAL ROOM |  | P-133 |
| HP-46 | 1 | DUPLEX HOUSE PUMPS | PEERLESS MSLA 100 | 250 | 402 |  |  |  | ● |  |  |  | 40 | 1750 | 480 | 3 | 60 |  | ● | 46TH FLOOR MECHANICAL ROOM |  | P-143 |
| HP-67 | 1 | DUPLEX HOUSE PUMPS | PEERLESS MSLA 100 | 200 | 513 |  |  |  | ● |  |  |  | 50 | 1750 | 480 | 3 | 60 |  | ● | 67TH FLOOR MECHANICAL ROOM |  | P-154 |
| EP-1 | 1 | DUPLEX EJECTOR PUMP | FLYGT 4" NP3127-249A | 150 | 99 | 1 |  |  |  |  |  | ● | 11 | 3500 | 480 | 3 | 60 |  | ● | SUBCELLAR 3 EJECTOR PIT |  | P-100 |
| SP-1 SP-2 | 2 | DUPLEX SUMP PUMP | FLYGT 4" NP3127-249A | 150 | 99 | 1 |  |  |  |  |  | ● | 11 | 3500 | 480 | 3 | 60 |  | ● | SUB-CELLAR 3 SUMP PITS |  | P-100 |
| EP-2 | 1 | DUPLEX EJECTOR PUMP (RETAIL) | FLYGT 4" NP3127-249A | 150 | 99 | 1 |  |  |  |  |  | ● | 11 | 3500 | 480 | 3 | 60 |  | ● | SUB-CELLAR 2 RETAIL | PROVIDE CHOPPING RING FOR SOLIDS | P-101 |
| SP-3 | 6 | ELEVATOR SUMP PUMP | STANCOR SE-50 | 74 | 37 | 1 |  |  |  |  |  | ● | 1/2 | 1750 | 230 | 3 | 60 |  | ● | SUB-CELLAR 2 & 3 ELEVATOR PIT |  | P-100 & P-101 |
| SP-4 | 4 | ELEVATOR SUMP PUMP | STANCOR SE-50 | 74 | 37 | 1 |  |  |  |  |  | ● | 1/2 | 1750 | 115 | 1 | 60 |  | ● | 69TH, 89TH, 91ST & 93RD FLOOR ELEVATOR PITS |  |  |
| BP-1 | 1 | TRIPLEX BOOSTER PUMP (RETAIL) | SYNCROFLO | 75 | 350 | 1 |  |  |  | ● |  |  | 20 | 3500 | 480 | 3 | 60 |  | ● | CELLAR MECHANICAL ROOM | 158 GAL. AMTROL HYDR. TANK | P-101 |
| BP-2 | 1 | TRIPLEX BOOSTER PUMP (PH 91ST) | SYNCROFLO | 50 | 125 | 1 |  |  |  | ● |  |  | 5 | 3500 | 480 | 3 | 60 |  | ● | 90TH FLOOR MECHANICAL ROOM | 158 GAL. AMTROL HYDR. TANK | P-166 |
| CT-1 | 1 | DUPLEX CT MAKEUP PUMP | PEERLESS C810G | 90 | 155 | 1 |  |  |  | ● |  |  | 10 | 3500 | 480 | 3 | 60 |  | ● | 90TH FLOOR MECHANICAL ROOM | W/ WX-205P 34 GAL. HYDROPNEUMATIC TANK | P-166 |
| STP-1 | 1 | DUPLEX STORM | PEERLESS C610A | 54 | 20 | 1 |  |  |  | ● |  |  | 1/2 | 1777 | 480 | 3 | 60 |  | ● | 6TH FLOOR MECHANICAL ROOM | W/ FS FLOW SENSOR | P-110 |
| HWC | 2 | HW CIRC PUMPS | BELL AND GOSSETT PD 37 | 2 | 20 |  |  |  |  |  | ● |  | 3/4 | 3500 | 480 | 3 | 60 |  | ● | 90TH FLOOR | ZONE R4-1 | P-166 |
| HWC | 2 | HW CIRC PUMPS | BELL AND GOSSETT PD 37 | 5 | 20 |  |  |  |  |  | ● |  | 3/4 | 3500 | 480 | 3 | 60 |  | ● | 90TH FLOOR | ZONE R4-2 | P-166 |
| HWC | 2 | HW CIRC PUMPS | BELL AND GOSSETT PD 37 | 5 | 20 |  |  |  |  |  | ● |  | 3/4 | 3500 | 480 | 3 | 60 |  | ● | 67TH FLOOR | ZONE R4-3 | P-154 |
| HWC | 2 | HW CIRC PUMPS | BELL AND GOSSETT PD 37 | 5 | 20 |  |  |  |  |  | ● |  | 3/4 | 3500 | 480 | 3 | 60 |  | ● | 67TH FLOOR | ZONE R4-4 | P-154 |
| HWC | 2 | HW CIRC PUMPS | BELL AND GOSSETT PD 37 | 10 | 20 |  |  |  |  |  | ● |  | 3/4 | 3500 | 480 | 3 | 60 |  | ● | 67TH FLOOR | ZONE R3-1 | P-154 |
| HWC | 2 | HW CIRC PUMPS | BELL AND GOSSETT PD 35 | 7 | 15 |  |  |  |  |  | ● |  | 1/2 | 3500 | 480 | 3 | 60 |  | ● | 46TH FLOOR | ZONE R3-2 | P-143 |
| HWC | 2 | HW CIRC PUMPS | BELL AND GOSSETT PD 37 | 10 | 20 |  |  |  |  |  | ● |  | 3/4 | 3500 | 480 | 3 | 60 |  | ● | 46TH FLOOR | ZONE R3-3 | P-143 |
| HWC | 2 | HW CIRC PUMPS | BELL AND GOSSETT PD 37 | 10 | 20 |  |  |  |  |  | ● |  | 3/4 | 3500 | 480 | 3 | 60 |  | ● | 46TH FLOOR | ZONE R2-1 | P-143 |
| HWC | 2 | HW CIRC PUMPS | BELL AND GOSSETT PD 40 | 10 | 30 |  |  |  |  |  | ● |  | 1 1/2 | 3500 | 480 | 3 | 60 |  | ● | 27TH FLOOR | ZONE R2-2 | P-133 |
| HWC | 2 | HW CIRC PUMPS | BELL AND GOSSETT PD 37 | 15 | 20 |  |  |  |  |  | ● |  | 3/4 | 3500 | 480 | 3 | 60 |  | ● | 27TH FLOOR | ZONE R1-1 | P-133 |
| HWC | 2 | HW CIRC PUMPS | BELL AND GOSSETT PD 37 | 20 | 20 |  |  |  |  |  | ● |  | 3/4 | 3500 | 480 | 3 | 60 |  | ● | 12TH FLOOR | ZONE R1-2 | P-119 |
| HWC | 2 | HW CIRC PUMPS | BELL AND GOSSETT PD 35 | 5 | 15 |  |  |  |  |  | ● |  | 1/2 | 3500 | 480 | 3 | 60 |  | ● | 9TH FLOOR | ZONE A1-3 | P-114 |
| HWC | 2 | HW CIRC PUMPS | BELL AND GOSSETT PD 35 | 2 | 15 |  |  |  |  |  | ● |  | 1/2 | 3500 | 480 | 3 | 60 |  | ● | 7TH FLOOR | ZONE A1-2 | P-111 |
| HWC | 2 | HW CIRC PUMPS | BELL AND GOSSETT PD 35 | 2 | 15 |  |  |  |  |  | ● |  | 1/2 | 3500 | 480 | 3 | 60 |  | ● | SC2 | ZONE R1-3 | P-101 |

## NON-PRESSURE VESSEL SCHEDULE

| DESIGNATION | NO. REQUIRED | MANUFACTURER AND MODEL | MATERIALS | COMPT. EACH TANK | USABLE DOMESTIC (GALLONS) | USABLE F.S.P (GALLONS) | USABLE TOTAL (GALLONS) | SIZE | ALARMS (FROM BOTTOM OF TANK): LOW WATER | HIGH WATER | 1ST PUMP ON | 2ND PUMP ON | 1ST PUMP OFF | 2ND PUMP OFF | ALTERNATE LEAD PUMP | REMARKS | DRAWING NO. |
|---|---|---|---|---|---|---|---|---|---|---|---|---|---|---|---|---|---|
| HOUSE TANK-1 | 1 | HIGHLAND TANK | STAINLESS STEEL | 2 | 5,500 | 22,500 | 28,000 |  | ● | ● | ● | ● | ● | ● | ● | 98TH FLOOR | P-170 |
| HOUSE TANK-2 | 2 | HIGHLAND TANK | STAINLESS STEEL | 2 | N/A | 22,500 | 22,500 |  | ● | ● | ● | ● | ● | ● | ● | 90TH FLOOR | P-166 |
| HOUSE TANK-3 | 2 | HIGHLAND TANK | STAINLESS STEEL | 2 | 8,500 | 22,500 | 31,000 |  | ● | ● | ● | ● | ● | ● | ● | 67TH FLOOR MEZZ | P-154 |
| HOUSE TANK-4 | 1 | HIGHLAND TANK | STAINLESS STEEL | 2 | 11,500 | 22,500 | 34,000 |  | ● | ● | ● | ● | ● | ● | ● | 46TH FLOOR | P-143 |
| HOUSE TANK-5 | 1 | HIGHLAND TANK | STAINLESS STEEL | 2 | 12,500 | 22,500 | 35,000 |  | ● | ● | ● | ● | ● | ● | ● | 27TH FLOOR | P-133 |
| HOUSE TANK-6 | 1 | HIGHLAND TANK | STAINLESS STEEL | 2 | 11,000 | 60,000 | 71,000 |  | ● | ● | ● | ● | ● | ● | ● | 12TH FLOOR | P-119 |
| SUCT. TANK-1 | 1 | HIGHLAND TANK | STAINLESS STEEL | 1 | 20,000 | N/A | 20,000 |  | ● | ● |  |  |  |  |  | SUBCELLAR 2 | P-101 |
| STORM DET. TANK | 2 | HIGHLAND TANK | CARBON-STEEL | 1 | N/A | N/A | 20,000 |  |  | ● | ● |  | ● |  |  | 6TH FLOOR | P-110 |

NOTES:

1. REFER TO DETAILS AND SPECIFICATIONS FOR MORE INFORMATION.
2. PROVIDE LEAK DETECTORS UNDER ALL TANKS & WIRE TO BMS.

## VALVE SCHEDULE

| | REQUIRED | FIG. NO. | SIZES MADE | FLANGED | SCREWED | SOLDER | SOCKET | HUB | W/ADAPTER | O.S.&Y. | N.R.S. | BRONZE | IBBM | ALL IRON | CAST STEEL | HOSE END | 125# WWP | 175# WWP | 200# WWP | 225# WWP | 300# WWP | 400# WWP | 500# WWP | 720# WWP | 1440# WWP | UL.FM | REQ. AT EQUIP. | BURIED SERV. | SUMP DISCH. | EJECT. DISCH. | GAS | C.W. 4" & UP | C.W. 3" & DN | COMPRESSED AIR * | VACUUM * | TREATED WATER | H.W. 3" & DN. | H.W. 4 & UP | VACUUM 2" & UP | COMP AIR 2"& UP |
|---|---|---|---|---|---|---|---|---|---|---|---|---|---|---|---|---|---|---|---|---|---|---|---|---|---|---|---|---|---|---|---|---|---|---|---|---|---|---|---|---|
| VALVES | ○ | B104 | 3/8"-3" |  |  | ○ |  |  |  |  | ○ | ○ |  |  |  |  |  |  | ○ |  |  |  |  |  |  |  |  |  |  |  |  |  | ○ |  |  |  | ○ |  |  |  |
| |  | B103 | 1/4"-3" |  | ○ |  |  |  |  |  |  | ○ |  |  |  |  |  |  | ○ |  |  |  |  |  |  |  |  |  |  |  |  |  | ○ |  |  |  | ○ |  |  |  |
| | ○ | G623B | 2"-12" | ○ |  |  |  |  |  | ○ |  | ○ |  |  |  |  |  |  | ○ |  |  |  |  |  |  |  |  |  |  |  |  |  |  |  |  |  | ○ | ○ |  |  |
| |  | G633 | 2 1/2"-6" |  | ○ |  |  |  |  | ○ |  |  | ○ |  |  |  |  | ○ |  |  |  |  |  |  |  | ○ |  |  |  |  |  |  |  |  |  |  |  |  |  |  |
| | ○ | G634 | 2 1/2"-12" | ○ |  |  |  |  |  | ○ |  |  | ○ |  |  |  |  | ○ |  |  |  |  |  |  |  | ○ |  |  | ○ | ○ |  |  |  |  |  |  |  |  |  |  |
| |  | G608 | 2"-6" |  |  |  |  |  |  |  |  |  |  |  |  |  |  |  |  |  |  |  |  |  |  |  |  |  |  |  |  |  |  |  |  |  |  |  |  |  |
| |  | G612 | 2"-30" |  |  |  |  |  |  |  |  |  |  |  |  |  |  |  |  |  |  |  |  |  |  |  |  |  |  |  |  |  |  |  |  |  |  |  |  |  |
| |  | F664 | 2"-4" |  | ○ |  |  |  |  | ○ |  |  | ○ |  |  |  |  |  |  |  |  |  | ○ |  |  |  |  |  |  |  |  |  |  |  |  |  |  |  |  |  |
| |  | F667 | 2"-12" | ○ |  |  |  |  |  | ○ |  |  | ○ |  |  |  |  |  |  |  |  |  | ○ |  |  |  |  |  |  |  |  |  |  |  |  |  |  |  |  |  |
| |  | B110SB | 1/4"-3" |  |  |  |  |  |  |  |  |  |  |  |  |  |  |  |  |  |  |  |  |  |  |  |  |  |  |  |  |  |  |  |  |  |  |  |  |  |
| |  | G744 | 2"-16" |  |  |  |  |  |  |  |  |  |  |  |  |  |  |  |  |  |  |  |  |  |  |  |  |  |  |  |  |  |  |  |  |  |  |  |  |  |
| |  | 30-OF | 2"-24" |  |  |  |  |  |  |  |  |  |  |  |  |  |  |  |  |  |  |  |  |  |  |  |  |  |  |  |  |  |  |  |  |  |  |  |  |  |
| |  | 60-OF | 2"-12" |  |  |  |  |  |  |  |  |  |  |  |  |  |  |  |  |  |  |  |  |  |  |  |  |  |  |  |  |  |  |  |  |  |  |  |  |  |
| |  | B133 | 3/4"-2" |  |  |  |  |  |  |  |  |  |  |  |  |  |  |  |  |  |  |  |  |  |  |  |  |  |  |  |  |  |  |  |  |  |  |  |  |  |
| | ○ | B623 | 2"-36" | ○ |  |  |  |  |  | ○ |  |  | ○ |  |  |  |  |  | ○ |  |  |  |  |  |  |  |  |  |  |  |  | ○ |  |  |  |  |  |  |  |  |
| CHECK VALVES |  | 3412 | 1/4"-2" |  |  |  |  |  |  |  |  |  |  |  |  |  |  |  |  |  |  |  |  |  |  |  |  |  |  |  |  |  |  |  |  |  |  |  |  |  |
| | ○ | B309 | 1/4"-3" |  |  | ○ |  |  |  |  |  | ○ |  |  |  |  |  |  | ○ |  |  |  |  |  |  |  |  |  |  |  |  |  | ○ |  |  |  | ○ |  |  |  |
| | ○ | B319 | 1/4"-3" |  | ○ |  |  |  |  |  |  | ○ |  |  |  |  |  |  | ○ |  |  |  |  |  |  |  |  |  |  |  |  |  | ○ |  |  |  | ○ |  |  |  |
| |  | G927 | 2"-6" |  |  |  |  |  |  |  |  |  |  |  |  |  |  |  |  |  |  |  |  |  |  |  |  |  |  |  |  |  |  |  |  |  |  |  |  |  |
| | ○ | G931 | 2"-30" | ○ |  |  |  |  |  |  |  |  | ○ |  |  |  |  |  | ○ |  |  |  |  |  |  |  |  |  |  |  |  | ○ |  |  |  |  |  |  |  |  |
| |  | F947 | 2"-10" |  |  |  |  |  |  |  |  |  |  |  |  |  |  |  |  |  |  |  |  |  |  |  |  |  |  |  |  |  |  |  |  |  |  |  |  |  |
| |  | 30-SF | 2"-12" |  |  |  |  |  |  |  |  |  |  |  |  |  |  |  |  |  |  |  |  |  |  |  |  |  |  |  |  |  |  |  |  |  |  |  |  |  |
| |  | 60-SF | 2"-8" |  |  |  |  |  |  |  |  |  |  |  |  |  |  |  |  |  |  |  |  |  |  |  |  |  |  |  |  |  |  |  |  |  |  |  |  |  |
| |  | G938 | 2 1/2"-6" |  |  |  |  |  |  |  |  |  |  |  |  |  |  |  |  |  |  |  |  |  |  |  |  |  |  |  |  |  |  |  |  |  |  |  |  |  |
| |  | G940 | 2 1/2"-12" |  |  |  |  |  |  |  |  |  |  |  |  |  |  |  |  |  |  |  |  |  |  |  |  |  |  |  |  |  |  |  |  |  |  |  |  |  |
| | ○ | G93ILW | 2 1/2"-30" | ○ |  |  |  |  |  |  |  |  | ○ |  |  |  |  |  | ○ |  |  |  |  |  |  |  |  |  | ○ | ○ |  |  |  |  |  |  |  |  |  |  |
| |  | G939 | 2 1/2"-12" |  |  |  |  |  |  |  |  |  |  |  |  |  |  |  |  |  |  |  |  |  |  |  |  |  |  |  |  |  |  |  |  |  |  |  |  |  |
| GLOBE OR ANGLE VALVES | ○ | B-14T | 3/8"-2" |  |  | ○ |  |  |  |  |  | ○ |  |  |  |  |  |  | ○ |  |  |  |  |  |  |  |  |  |  |  |  | ○ | ○ |  |  |  | ○ |  |  |  |
| | ○ | B-13T | 1/8"-2" |  | ○ |  |  |  |  |  |  | ○ |  |  |  |  |  |  | ○ |  |  |  |  |  |  |  |  |  |  |  |  | ○ | ○ |  |  |  | ○ |  |  |  |
| | ○ | B222 | 1/8"-3" |  | ○ |  |  |  |  |  |  | ○ |  |  |  |  |  |  |  |  | ○ |  |  |  |  |  |  |  |  |  |  | ○ | ○ |  |  |  | ○ |  |  |  |
| |  | G506 | 2"-6" |  |  |  |  |  |  |  |  |  |  |  |  |  |  |  |  |  |  |  |  |  |  |  |  |  |  |  |  |  |  |  |  |  |  |  |  |  |
| |  | G512 | 2"-10" |  |  |  |  |  |  |  |  |  |  |  |  |  |  |  |  |  |  |  |  |  |  |  |  |  |  |  |  |  |  |  |  |  |  |  |  |  |
| PLUG VALVES |  | 1700* | 1/2"-6" |  | ○ |  |  |  |  |  |  |  |  | ○ |  |  |  | ○ |  |  |  |  |  |  |  |  |  |  |  |  |  |  |  |  |  |  |  |  |  |  |
| |  | 1796* | 1"-4" |  | ○ |  |  |  |  |  |  |  |  | ○ |  |  | ○ |  |  |  |  |  |  |  |  |  |  |  |  |  |  |  |  |  |  |  |  |  | ○ | ○ |
| |  | 1700F* | 1"-8" | ○ |  |  |  |  |  |  |  |  |  | ○ |  |  |  | ○ |  |  |  |  |  |  |  |  |  |  |  |  |  |  |  |  |  |  |  |  | ○ | ○ |
| | ○ | 2911 |  |  |  |  |  |  |  |  |  |  |  |  |  |  |  |  |  |  |  |  |  |  |  |  |  |  |  |  | ○ |  |  | ○ | ○ |  |  |  |  |  |

WALWORTH VALVE MFG. CO.

* OHIO UNION BALL VALVES STOCK NUMBERS 207-6300 THRU 207-6305 &6072-600 THRU 207-6070 -600

NOTES:

1. RISER CONTROL VALVES USE COMBINATION BALL VALVE AND DRAIN, SIMILAR TO WEBSTONE 4043N SERIES
2. HOT WATER CIRCULATION BALANCING VALVES - USE INLINE AUTOMATIC FLOW CONTROLLER, SIMILAR TO FLOW DESIGN INC MODEL ICSS SHALL BE AS PER THE ARCHITECTURAL DRAWINGS.
3. ALL DOMESTIC WATER VALVES SHALL BE LEAD-FREE.

## FIXTURE CONNECTION SCHEDULE

| FIXTURES | SERVICE CONNECTION: S | W | V | CW | HW | REMARKS |
|---|---|---|---|---|---|---|
| WATER CLOSET |  |  |  |  |  |  |
| TANK | 4" |  | 2" | 1/2" |  |  |
| FLUSH VALVE | 4" |  | 2" | 1" |  |  |
| URINALS |  |  |  |  |  |  |
| FLUSH VALVE |  | 2" | 2" | 3/4" |  |  |
| LAVATORIES |  |  |  |  |  |  |
| RESIDENTIAL |  | 2" | 2" | 1/2" | 1/2" |  |
| BACK OF HOUSE |  | 2" | 2" | 1/2" | 1/2" |  |
| SERVICE SINKS |  |  |  |  |  |  |
| WALL HUNG |  | 3" | 2" | 3/4" | 3/4" |  |
| RECEPTOR |  | 3" | 2" | 3/4" | 3/4" |  |
| EYE/FACE WASH |  |  |  |  |  |  |
| WALL MOUNTED |  | 2" | 2" | 1/2" | 1/2" |  |
| SHOWERS |  |  |  |  |  |  |
| STD. BATH |  | 2" | 2" | 3/4" | 3/4" |  |
| MASTER BATH |  | 3" | 2" | 3/4" | 3/4" |  |
| BATH TUBS |  |  |  |  |  |  |
| STD. BATH |  | 2" | 2" | 1/2" | 1/2" |  |
| MASTER BATH |  | 2" | 2" | 3/4" | 3/4" |  |
| SINKS |  |  |  |  |  |  |
| RES. KITCHEN |  | 2" | 2" | 1/2" | 1/2" |  |
| CLOTHES WASHERS |  |  |  |  |  |  |
| IN APARTMENTS |  | 2" | 2" | 1/2" | 1/2" | WATTS INTELLIFLOW MODEL A2C-WB-M1 AUTO WATER SHUT-OFF WITH LEAK DETECTOR |

NOTES:

1. REFER TO ARCHITECTURAL DOCUMENTS FOR PLUMBING FIXTURE SPECIFICATIONS.
2. THE EXACT LOCATION AND MOUNTING HEIGHTS OF ALL PLUMBING FIXTURES SHALL BE AS PER THE ARCHITECTURAL DRAWINGS.
3. ALL SINKS AND LAVATORIES THAT ARE HANDICAPPED ACCESSIBLE SHALL BE PROVIDED WITH THERMAL AND IMPACT INSULATION/SHIELDING KITS ON SUPPLIES, TRAPS, TAILPIECES AND WASTE OUTLETS THAT ARE EXPOSED.

## MATERIAL SCHEDULE

| SYSTEMS | PIPE: REQUIRED | CAST IRON | STL. SCHED.40 | STL. SCHED.80 | BLACK STEEL | GALVANIZED | COPPER TUBE "L" | EXTRA HEAVY CAST IRON | CAST IRON WASTE PIPE | THREADED PIPE | DUCTILE IRON CLASS 56 | COPPER TUBE "K" | STAINLESS STL. SCHED. 10 | FITTINGS: CAST IRON NO-HUB | CAST IRON SOIL | CAST IRON DRAINAGE | STD. C.I. -175# W.W.P. | EX. H. C.I. 400# W.W.P. | STD. C.I. FLG.-175# W.W.P. | STD. MALL.-300# W.W.P. | WROUGHT STEEL | CAST BRONZE-175# W.W.P. | CAST BRONZE-400# W.W.P. | CAST STEEL FLGD. | SOLDER FITTINGS | BRAZED FITTINGS | | BLACK | GALVANIZED MECHANICAL | JOINTS: COMPRESSION GASKET | THREADED | SOLDERED | WELDED | BRAZED | MECH. JOINT | NO-HUB (HEAVY DUTY) |
|---|---|---|---|---|---|---|---|---|---|---|---|---|---|---|---|---|---|---|---|---|---|---|---|---|---|---|---|---|---|---|---|---|---|---|---|---|
| DRAINAGE (BURIED) | ○ |  |  |  |  |  |  | ○ |  |  |  |  |  |  |  | ○ |  |  |  |  |  |  |  |  |  |  |  |  |  | ○ |  |  |  |  |  |  |
| VENTS (BURIED) | ○ |  |  |  |  |  |  | ○ |  |  |  |  |  |  |  | ○ |  |  |  |  |  |  |  |  |  |  |  |  |  | ○ |  |  |  |  |  |  |
| HOUSE DRAINS (SEWER SERVICE) | ○ |  |  |  |  |  |  | ○ |  |  |  |  |  |  |  | ○ |  |  |  |  |  |  |  |  |  |  |  |  |  | ○ |  |  |  |  |  |  |
| ST LEADER (GENERAL STACKS) | ○ |  |  |  |  |  |  |  | ○ |  |  |  |  |  |  | ○ |  |  |  |  |  |  |  |  |  |  |  |  |  | ○ |  |  |  |  |  |  |
| ST LEADER (OFFSETS) | ○ |  |  |  |  |  |  |  |  |  |  |  | ○ |  |  |  |  |  |  |  |  |  |  |  |  |  |  |  |  |  |  |  | ○ |  |  |  |
| HORIZONTAL STORM BRANCHES | ○ |  |  |  |  |  |  |  | ○ |  |  |  |  | ○ |  |  |  |  |  |  |  |  |  |  |  |  |  |  |  |  |  |  |  |  |  | ○ |
| SANITARY STACKS | ○ |  |  |  |  |  |  |  | ○ |  |  |  |  | ○ |  |  |  |  |  |  |  |  |  |  |  |  |  |  |  |  |  |  |  |  |  | ○ |
| SANITARY BRANCHES | ○ |  |  |  |  |  |  |  | ○ |  |  |  |  | ○ |  |  |  |  |  |  |  |  |  |  |  |  |  |  |  |  |  |  |  |  |  | ○ |
| VENTS | ○ |  |  |  |  |  |  |  | ○ |  |  |  |  | ○ |  |  |  |  |  |  |  |  |  |  |  |  |  |  |  |  |  |  |  |  |  | ○ |
| C.W., H.W., & H.W.R. | ○ |  |  |  |  |  | ○ |  |  |  |  |  |  |  |  |  |  |  |  |  |  |  |  |  | ○ |  |  |  |  |  |  | ○ |  | ○ |  |  |
| C.W., H.W., & H.W.R. EXPRESS RISERS | ○ |  |  |  |  |  |  |  |  |  |  | ○ | ○ |  |  |  |  |  |  |  |  |  |  |  |  | ○ |  |  |  |  |  |  | ○ | ○ |  |  |
| HOUSE PUMP DISCHARGE | ○ |  |  |  |  |  |  |  |  |  |  | ○ | ○ |  |  |  |  |  |  |  |  |  |  |  |  | ○ |  |  |  |  |  |  | ○ | ○ |  |  |
| BOOSTER PUMP DISCHARGE | ○ |  |  |  |  |  | ○ |  |  |  |  |  |  |  |  |  |  |  |  |  |  |  |  |  | ○ |  |  |  |  |  |  | ○ |  |  |  |  |
| BURIED C.W. WATER SERVICE |  |  |  |  |  |  |  |  |  |  | ○ |  |  |  |  |  |  |  |  |  |  |  |  |  |  |  |  |  |  |  |  |  |  |  | ○ |  |
| EJECTOR DISCHARGE | ○ |  | ○ |  |  | ○ |  |  |  |  |  |  |  |  |  |  |  |  |  |  |  |  |  |  |  |  |  |  | ○ |  |  |  |  |  | ○ |  |
| SUMP DISCHARGE | ○ |  | ○ |  |  | ○ |  |  |  |  |  |  |  |  |  |  |  |  |  |  |  |  |  |  |  |  |  |  | ○ |  |  |  |  |  | ○ |  |
| GAS PIPING (14" W.C. & LESS, 5" & LARGER) | ○ |  | ○ |  |  |  |  |  |  |  |  |  |  |  |  |  |  |  |  |  | ○ |  |  |  |  |  |  |  |  |  |  |  | ○ |  |  |  |
| GAS PIPING (14" W.C. & LESS, 4" & SMALLER) | ○ |  | ○ |  |  |  |  |  |  |  |  |  |  |  |  |  |  |  |  | ○ |  |  |  |  |  |  |  |  |  |  | ○ |  |  |  |  |  |
| GAS PIPING (>14" W.C., 4" & LARGER) | ○ |  | ○ |  |  |  |  |  |  |  |  |  |  |  |  |  |  |  |  |  | ○ |  |  |  |  |  |  |  |  |  |  |  | ○ |  |  |  |
| GAS PIPING (>14" W.C., 3" & SMALLER) | ○ |  | ○ |  |  |  |  |  |  |  |  |  |  |  |  |  |  |  |  | ○ |  |  |  |  |  |  |  |  |  |  | ○ |  |  |  |  |  |

NOTES:

1. VIEGA PROPRESS FITTINGS ONLY MAY BE USED FOR DOMESTIC WATER ONLY IN ACCESSIBLE LOCATIONS, SUCH AS CEILINGS AND IN BATHROOM CHASE WALLS. PROPRESS FITTINGS SHALL NOT BE USED FOR EXPRESS RISERS OR RISERS IN SHAFTS.
2. HEAVY DUTY NO-HUB FITTINGS SHALL BE HEAVY DUTY HUSKY HD-2000
3. T-DRILL OUTLETS WITH BRAZED JOINTS SHALL ONLY BE INSTALLED AT FLOORS WHERE PIPING IS SERVICE PLUMBING FIXTURES. T-DRILL BRAZED OUTLETS SHALL NOT BE USE FOR EXPRESS RISERS OR FOR RISERS IN SHAFTS.

FILE NAME: C:\Revit Local Files\Y130747-000-AKF-865_MEP15-CENTRAL_sblancha.rvt
PLOT DATE: 10/19/2016 5:51:06 PM

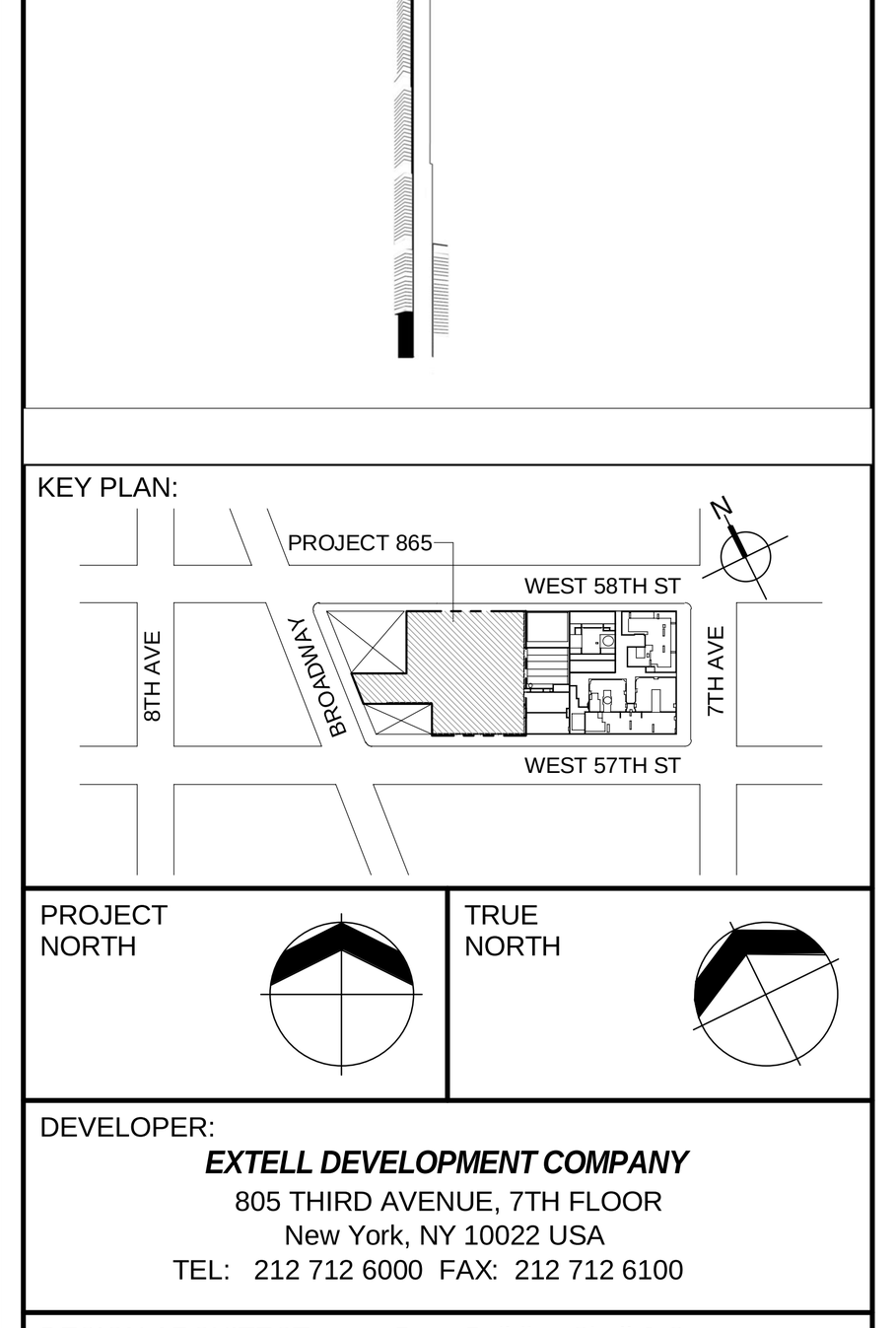

KEY PLAN:

PROJECT NORTH

TRUE NORTH


DEVELOPER:
**EXTELL DEVELOPMENT COMPANY**
805 THIRD AVENUE, 7TH FLOOR
New York, NY 10022 USA
TEL: 212 712 6000 FAX: 212 712 6100

DESIGN ARCHITECT: Base Building Shell & Core
**ADRIAN SMITH + GORDON GILL ARCHITECTURE**
111 WEST MONROE STREET SUITE 2300
CHICAGO IL 60603
TEL: 312 920 1888 FAX: 312 920 1775

INTERIOR DESIGNER: Residential
**Rottet Architecture and Design Studio, PLLC**
298 Fifth Ave, 7th Floor
New York, NY 10001
TEL: 646 998 7000 FAX:

ARCHITECT OF RECORD: Base Building Shell, Core, & Residential
**AAI ARCHITECTS, P.C.**
401 Wellington St. W., 3rd Floor
Toronto, ON M5V 1E7 Canada
TEL: 416 967 1500 FAX: 416 967 7150

STRUCTURAL ENGINEERS:
**WSP CANTOR SEINUK**
228 EAST 45th Street
New York, NY 10017 USA
TEL: 212 687 9888 FAX: 646 487 5501

MEP ENGINEERS:
**AKF GROUP**
One Liberty Plaza, 165 Broadway, 22nd Floor
New York, NY 10006 USA
TEL: 212 354 5656 FAX: 212 354 5668

GEOTECHNICAL ENGINEERS:
**Langan Engineering & Environmental Services**
21 Penn Plaza - 360 West 31st Street, 8th Floor
New York, NY 10001-2727
TEL: 212 479 5400 FAX: 212 479 5444

CODE CONSULTANTS:
**Construction Consulting Associates**
100 Church Street
New York, NY 10007
TEL: 212 385 1818 FAX: 212 385 1911

CURTAINWALL CONSULTANT:
**AJLP Consulting**
40 Worth Street. Suite 826
New York, NY 10013
TEL: 212 757 5659 FAX: 646 219 8508

LANDMARK/PRESERVATION CONSULTANT:
**Jan Hird Pokorny Associates, Inc.**
39 West 37th Street, 12A
New York, NY 10018
TEL: 212 759 6462 FAX: 212 759 6540


| No. | DESCRIPTION | DATE |
|---|---|---|
| 1 | ISSUED FOR SCHEMATIC DESIGN | 04 APR 2014 |
| 2 | ISSUED FOR DESIGN DEVELOPMENT | 01 JUL 2014 |
| 3 | ISSUED FOR DESIGN DEVELOPMENT | 31 JUL 2014 |
| 4 | CD PROGRESS ISSUE 1 | 15 OCT 2014 |
| 5 | ISSUED FOR BID - PLUMBING | 15 OCT 2014 |
| 6 | DOB SUBMISSION | 19 DEC 2014 |
| 7 | CD PROGRESS ISSUE 3 | 09 MAR 2015 |
| 8 | CD PROGRESS ISSUE 4 | 01 JUN 2015 |
| 9 | CD PROGRESS ISSUE 5 | 10 AUG 2015 |
| 10 | DOB AMENDMENT 2 | 18 SEP 2015 |
| 11 | CD PROGRESS ISSUE 6 | 02 NOV 2015 |
| 12 | CD PROGRESS ISSUE 7 | 29 JAN 2016 |
| 13 | CD PROGRESS ISSUE 8 - GMP SET | 18 MAR 2016 |
| 14 | CD BULLETIN ISSUE 3 | 25 MAY 2016 |
| 15 | DOB AMENDMENT 3 | 03 OCT 2016 |

0 4' - 0" 8' - 0" 16' - 0"


Discrepancies must be reported immediately to the Architect before proceeding. Only figured dimensions are to be used. Contractors must check all dimensions on site. This drawing is protected by copyright.

ALL DIMENSIONS ARE SHOWN IN IMPERIAL.


CONSULTANT:

AKF

ONE LIBERTY PLAZA, 165 BROADWAY, 22nd FLOOR
NEW YORK, NY 10006
T: 212.354.5656 F: 212.354.5668
Arlington / Boston / Mexico City / Minneapolis / New York
Philadelphia / Princeton / Puebla / Rochester / Stamford

PROJECT:

**217 WEST 57TH STREET**
NEW YORK, NY

DRAWING TITLE:

PLUMBING SCHEDULES

SEAL & SIGNATURE:

| | |
|---|---|
| DATE: | 04/04/14 |
| PROJECT No: | Y130747-000 |
| DRAWN: JRD | REV: 15 |
| CHK: JRD | |
| SCALE: 12" = 1'-0" | |
| DWG No: | P-400.02 |
| DOB PAGE No: | 98 of 100 |

DOB EMPLOYEE STAMP:

DOB B-SCAN:

36" x 48" Arch E -SHEET SIZE

DEPT OF BLDGS 121328205 Job Number
ES789279118 Scan Code

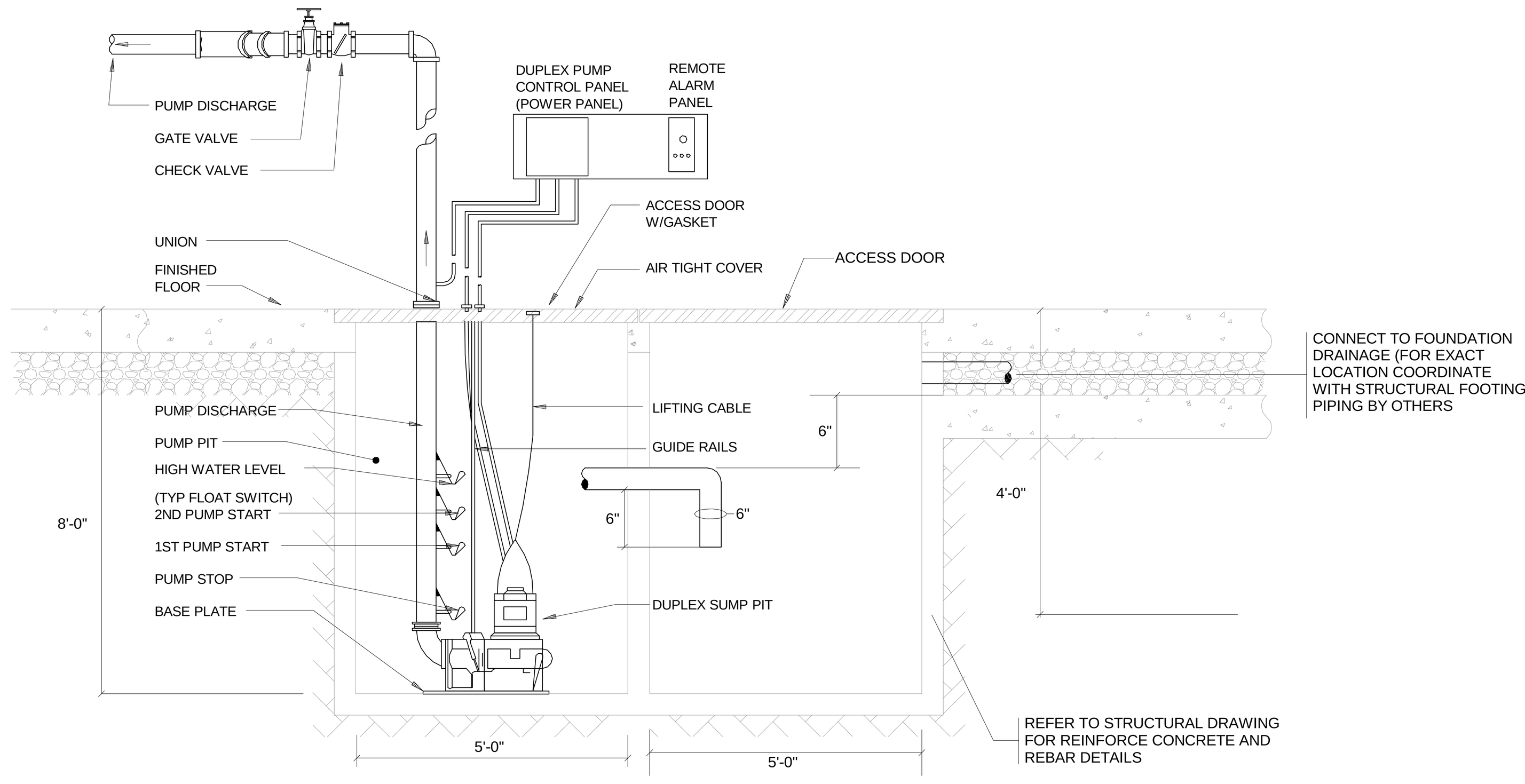


## 14 DUPLEX SUMP PUMPS IN SUMP PIT W/ SAND INTERCEPTOR
SCALE: N.T.S.

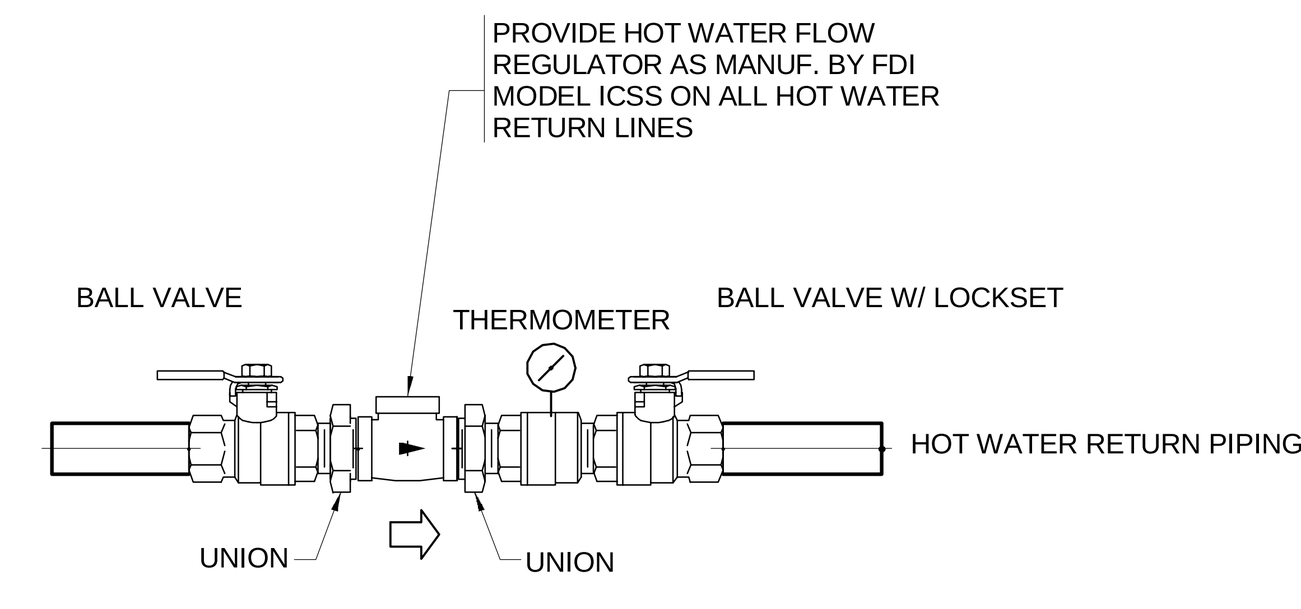


NOTE:
ALL FLOW REGULATORS INSTALLED IN THE SAME HOT WATER ZONE MUST BE SET TO THE SAME SCALE VALUE.

## 15 HOT WATER RETURN BALANCING ASSEMBLY
SCALE: N.T.S.

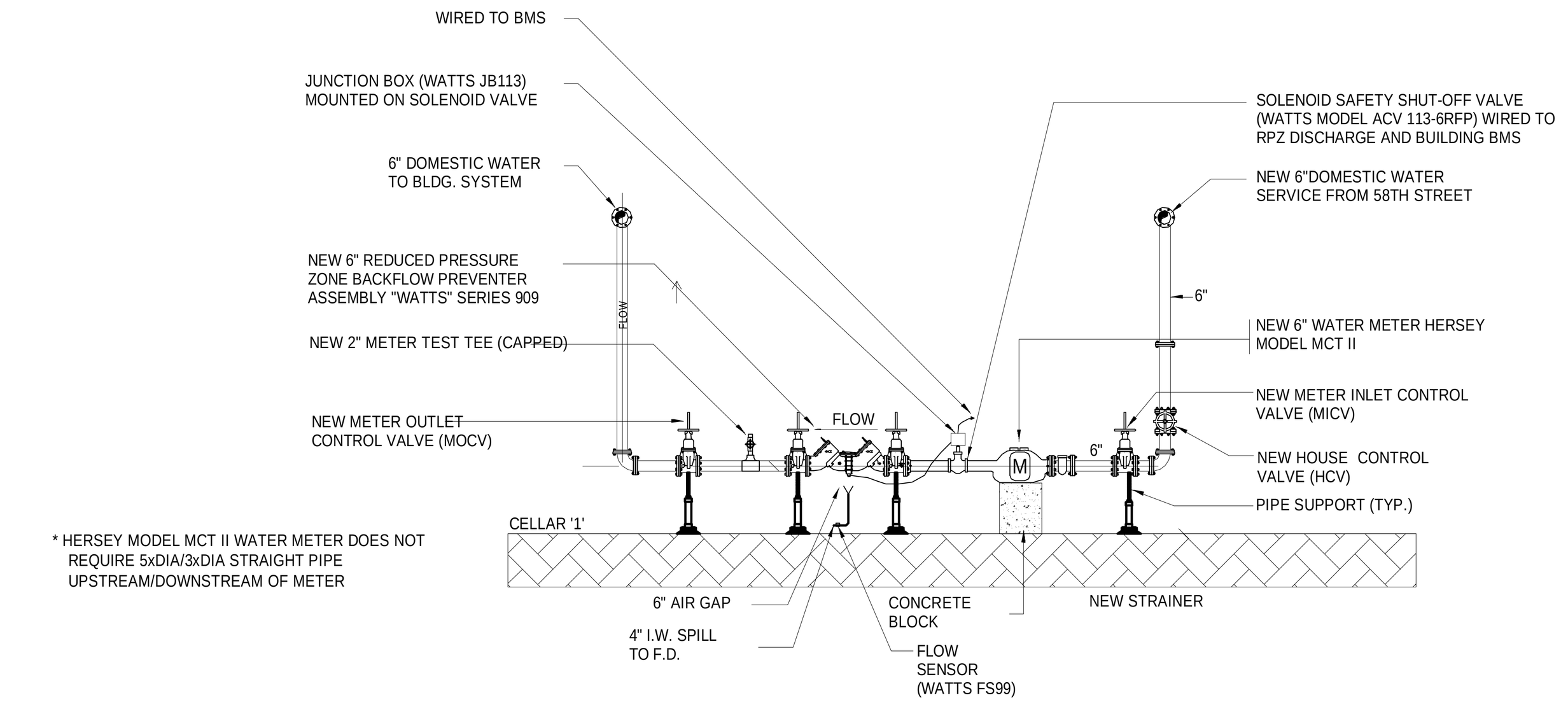


## DOMESTIC WATER SERVICE BACKFLOW PREVENTER ASSEMBLY
SCALE: N.T.S.

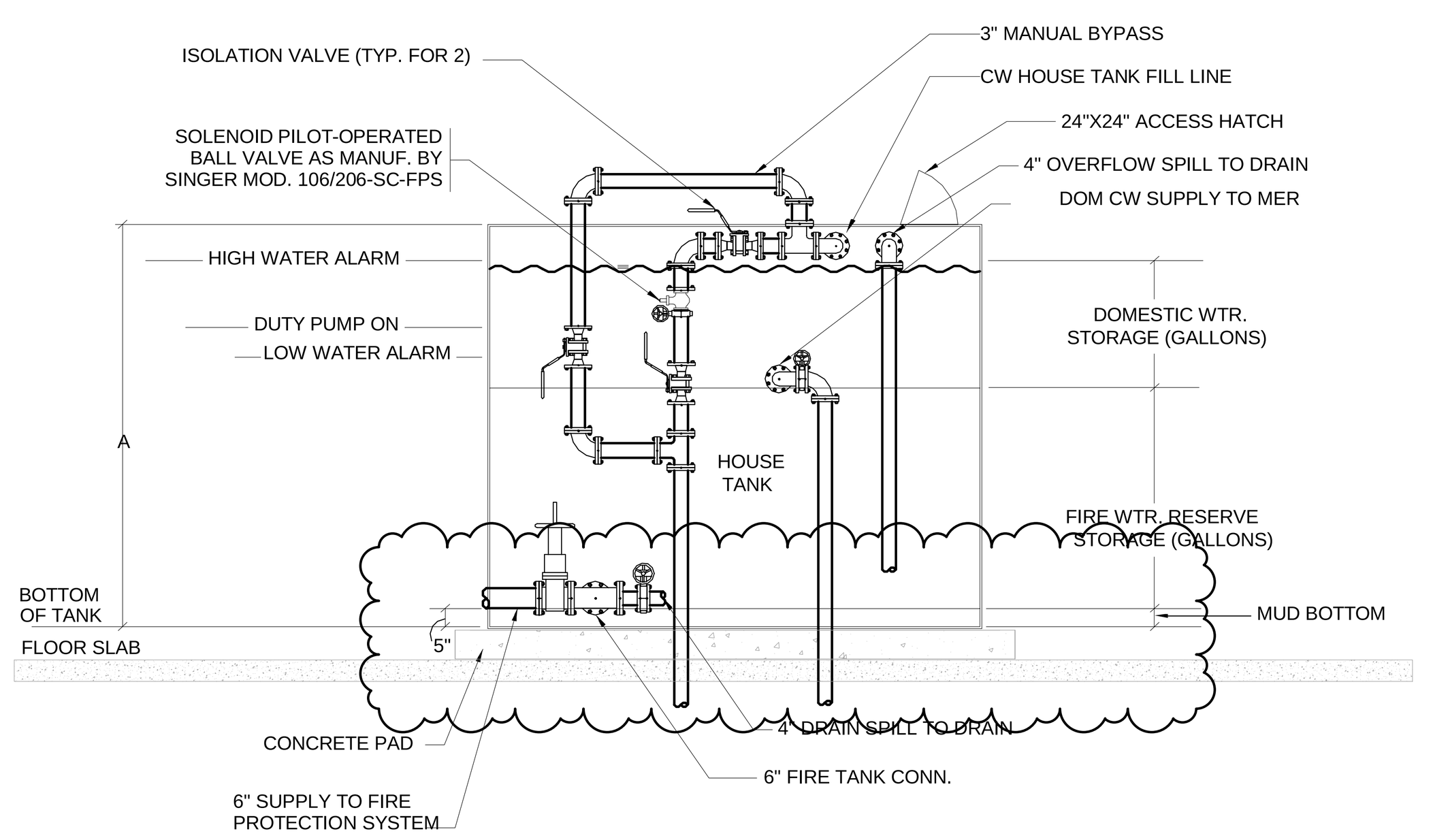


NOTES:
1. ADD 3" MANUAL BYPASS WITH BALL VALVE. PROVIDE ISOLATION VALVES FOR SOLENOID PILOT-OPERATED BALL VALVE.
2. PROVIDE LEAK DETECTORS UNDER ALL TANKS & WIRE TO BMS.

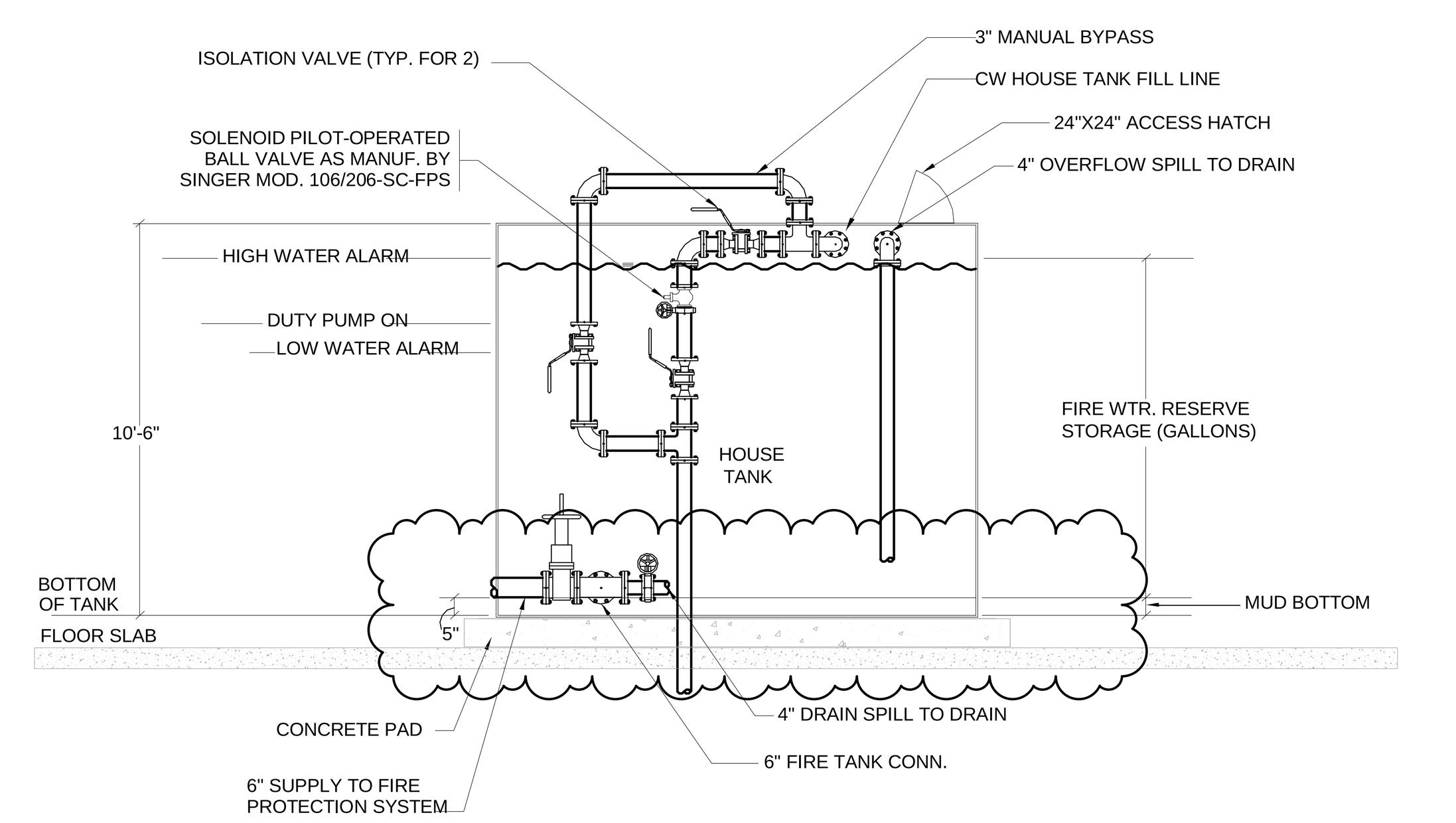


NOTES:
1. ADD 3" MANUAL BYPASS WITH BALL VALVE. PROVIDE ISOLATION VALVES FOR SOLENOID PILOT-OPERATED BALL VALVE.
2. PROVIDE LEAK DETECTORS UNDER ALL TANKS & WIRE TO BMS.

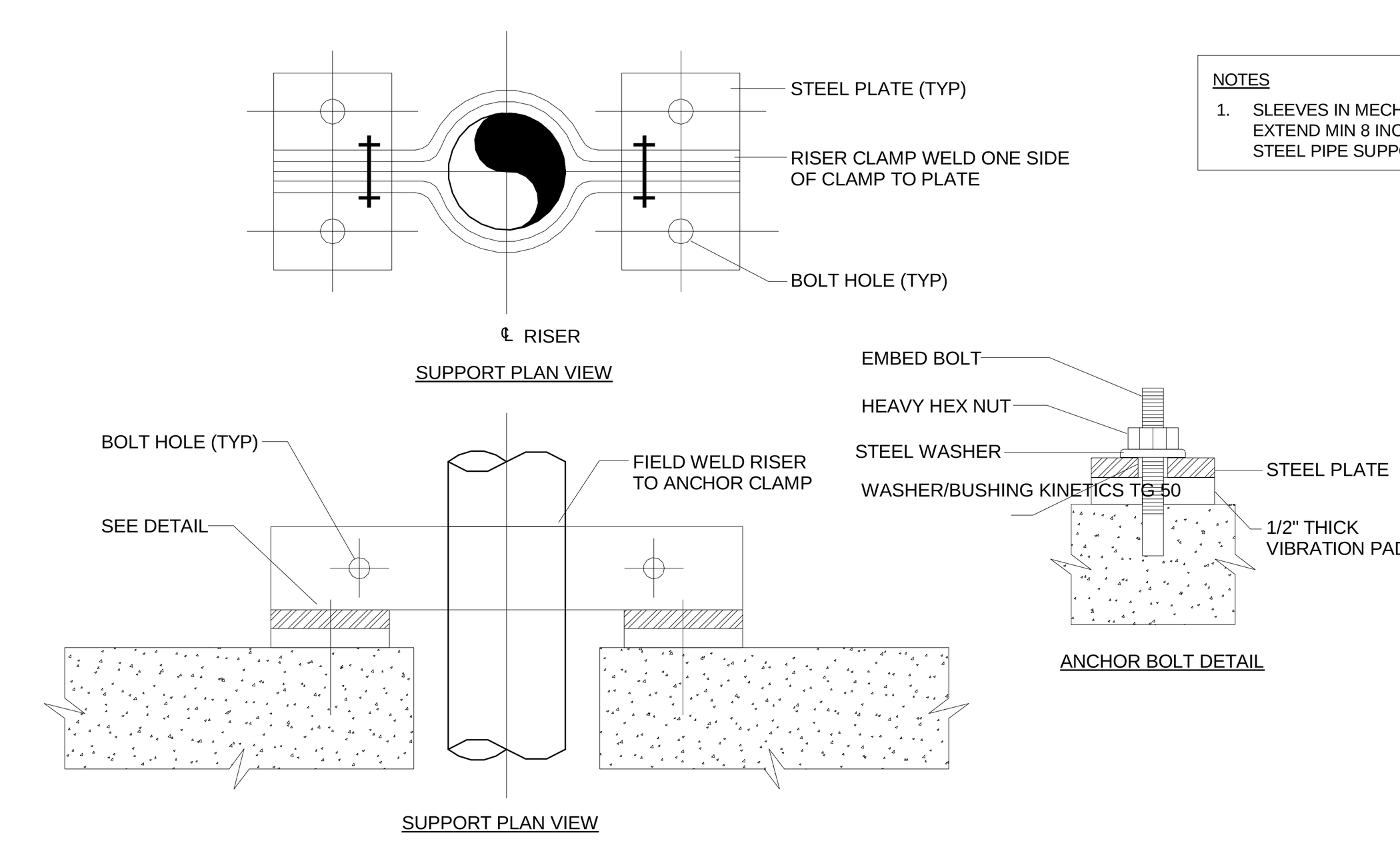


NOTES
1. SLEEVES IN MECHANICAL ROOMS TO EXTEND MIN 8 INCHES AFF. INSTALL STEEL PIPE SUPPORT ABOVE PIPE SLEEVE

## 18 PIPE ANCHOR DETAIL #1
SCALE: N.T.S.

NOTES
1. SLEEVES IN MECHANICAL ROOMS TO EXTEND MIN 8 INCHES AFF. INSTALL STEEL PIPE SUPPORT ABOVE PIPE SLEEVE

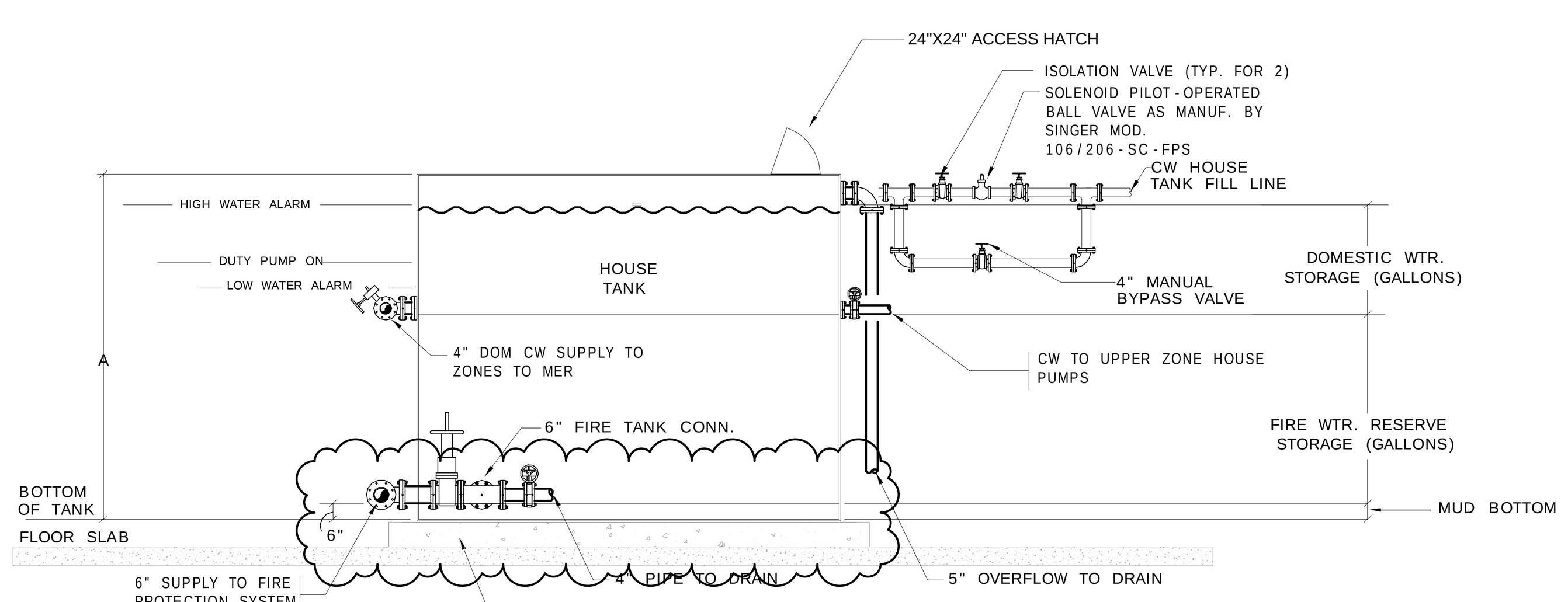


TANK SCHEDULE

| FLOOR | A (HEIGHT) | WIDTH | LENGTH | DOMESTIC WATER STORAGE (GALLONS) | FIRE RESERVE STORAGE (GALLONS) | COMPARTMENTS |
|---|---|---|---|---|---|---|
| 94 | 14'-0" | 20'-0" | 16'-0" | 5,500 | 22,500 | 2 |
| 67 MEZZ T-1 | 8'-6" | 16'-0" | 20'-0" | 4,000 | 11,500 | 1 |
| 67 MEZZ T-2 | 8'-6" | 16'-0" | 20'-0" | 4,000 | 11,500 | 1 |
| 46 | 10'-0" | 28'-0" | 21'-0" | 11,500 | 22,500 | 2 |
| 27 | 12'-0" | 26'-0" | 18'-0" | 12,500 | 22,500 | 2 |
| 11 | 17'-0" | 20'-0" | 32'-0" | 10,500 | 60,500 | 2 |

NOTES:
1. ADD 4" MANUAL BYPASS WITH GATE VALVE. PROVIDE ISOLATION VALVES FOR SOLENOID PILOT-OPERATED BALL VALVE.
2. HOUSE TANKS ON FLOORS 26 AND 45 WILL BE ELEVATED AND REQUIRE ADDITIONAL SUPPORT.
3. PROVIDE LEAK DETECTOR UNDER ALL TANKS & WIRE TO BMS.

## 16 COMBINED HOUSE TANK DETAILS
SCALE: N.T.S.

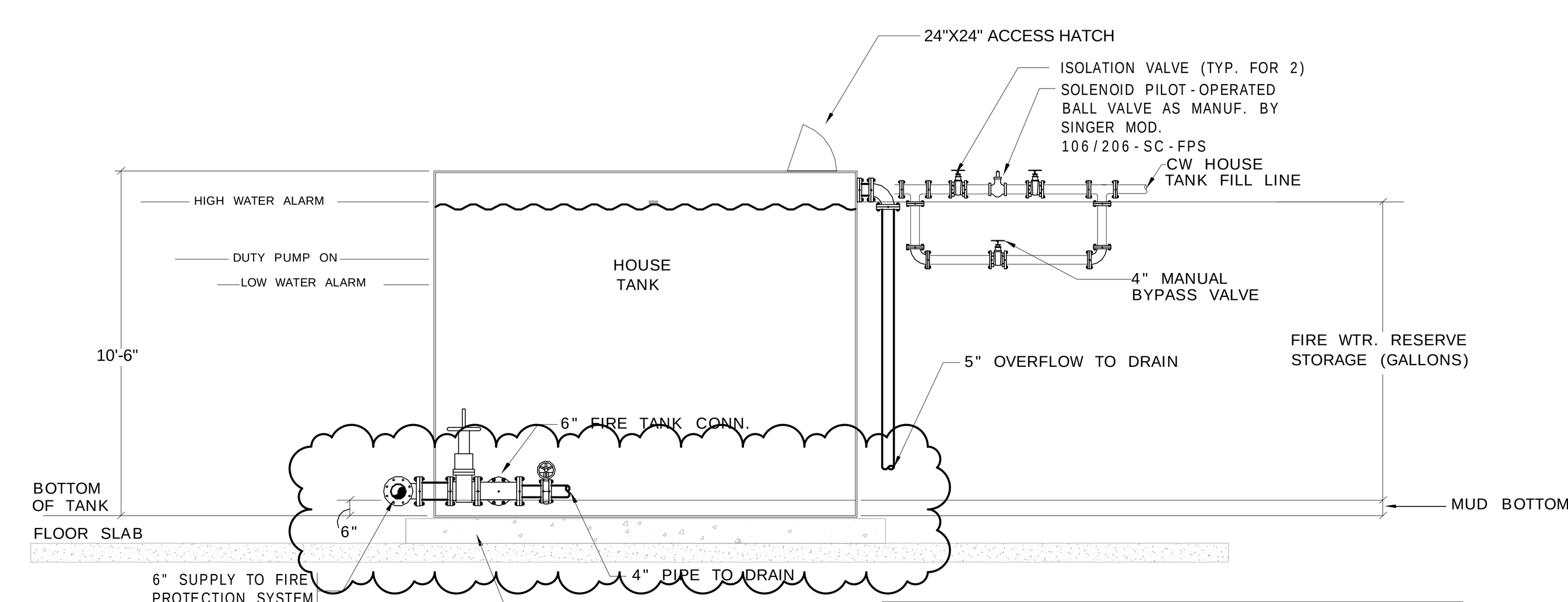


TANK SCHEDULE

| FLOOR | A (HEIGHT) | WIDTH | LENGTH | DOMESTIC WATER STORAGE (GALLONS) | FIRE RESERVE STORAGE (GALLONS) | COMPARTMENTS |
|---|---|---|---|---|---|---|
| 92 T-1 | 10'-6" | 15'-0" | 8'-0" | - | 7,500 | 1 |
| 92 T-2 | 10'-6" | 11'-0" | 22'-0" | - | 15,000 | 2 |

NOTES:
1. ADD 4" MANUAL BYPASS WITH GATE VALVE. PROVIDE ISOLATION VALVES FOR SOLENOID PILOT-OPERATED BALL VALVE.
2. PROVIDE LEAK DETECTORS UNDER ALL TANKS & WIRE TO BMS.

## 17 FIRE ONLY HOUSE TANK DETAILS
SCALE: N.T.S.

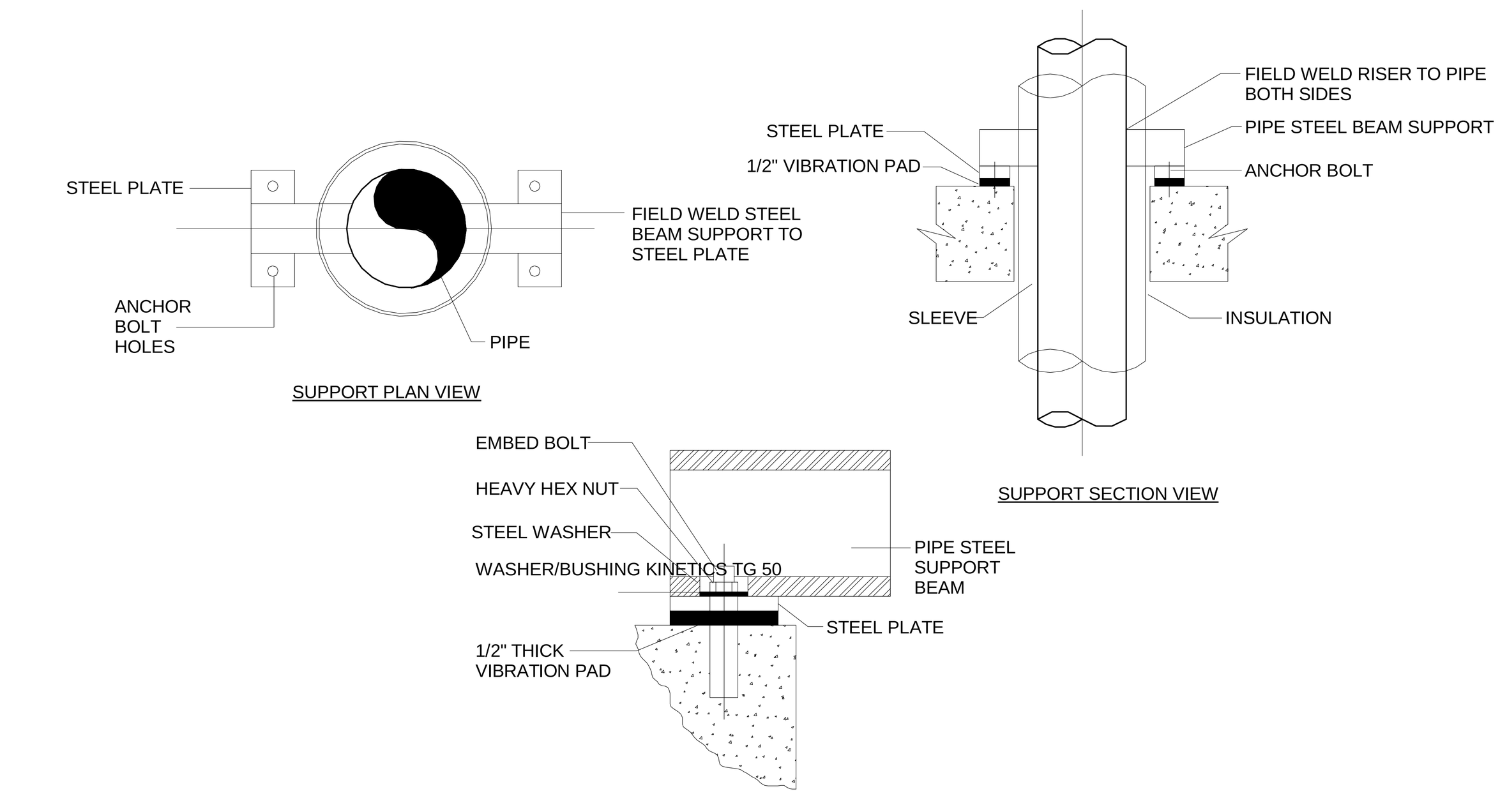


## 19 PIPE ANCHOR DETAIL #2
SCALE: N.T.S.

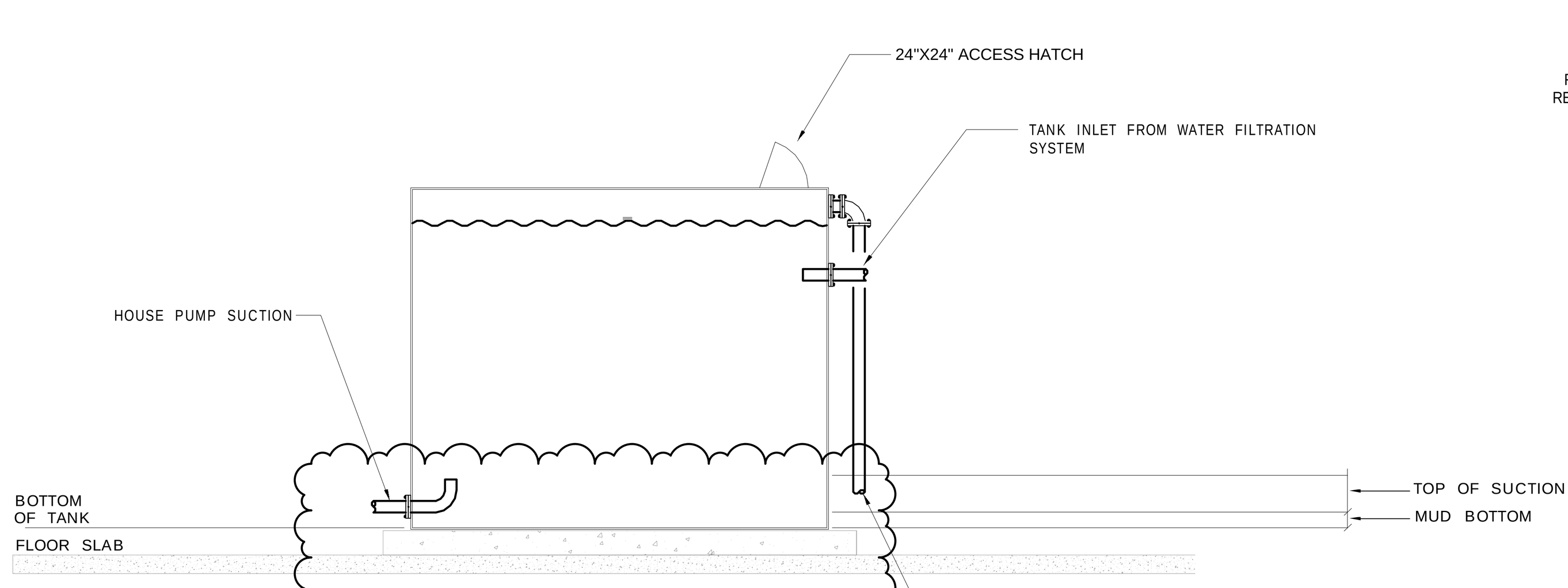


NOTES:
1. PROVIDE LEAK DETECTORS UNDER ALL TANKS & WIRE TO BMS.

## 20 SUCTION TANK DETAIL
SCALE: N.T.S.

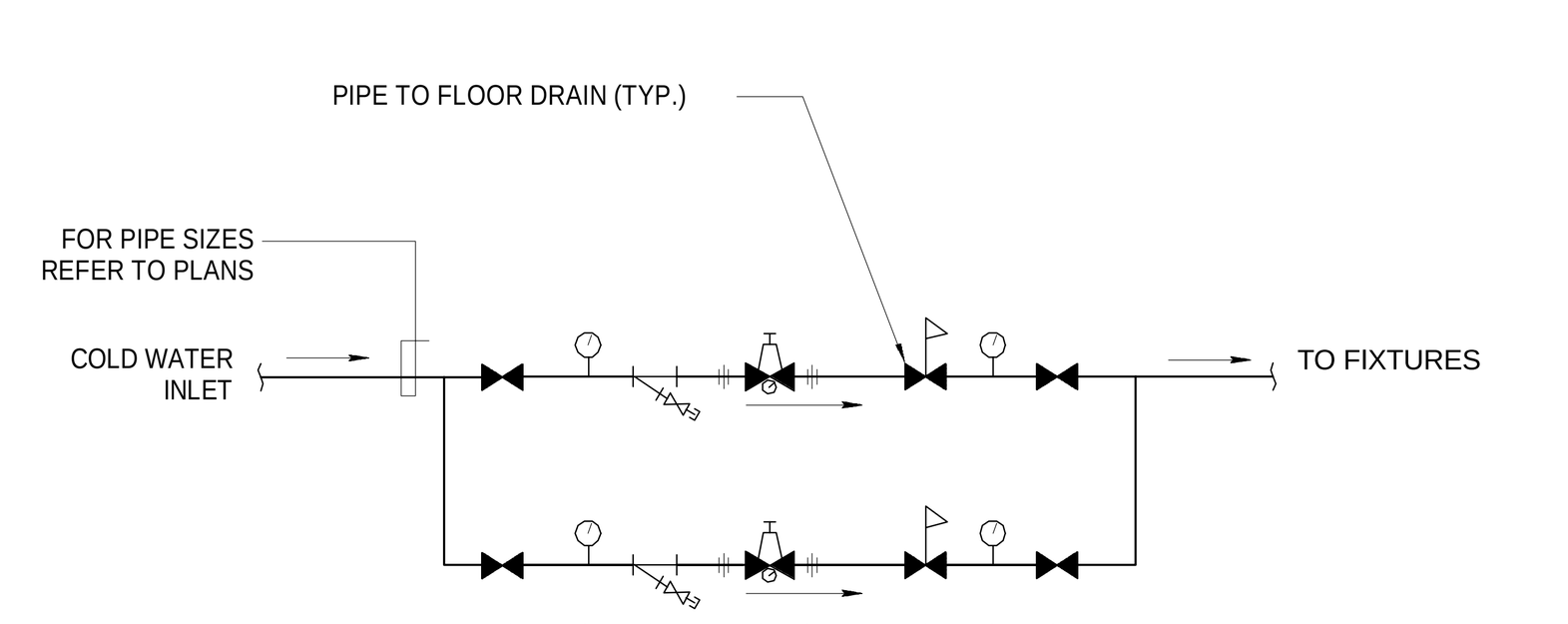


LEGEND
1. PRESSURE REDUCING VALVE (PRV), CLA-VAL 90G-01ASKXHCSI 150# FLANGED, BRONZE BODY, SS TRIM, EPDM, 30-300 PSI
2. EXCESS PRESSURE SAFETY VALVE (XPSV), CLA-VAL 50G-33KXHCSI 150# FLANGED, BRONZE BODY, BRONZE TRIM, EPDM, 20-200 PSI
A. ISOLATION VALVE, BRONZE BODY (FULL PORTED)
B. Y STRAINER, 150# FLANGED SS BODY, PERF SS STRAINER
C. PRESSURE GAUGE, 4" FACE, SS CASE, GLYCERIN FILL, 0-300 PSI RANGE

| FLOOR LOCATION | ZONE # | PRV SIZE | GPM | INLET PSI | PRV SETPOINT | XPSV SETPOINT |
|---|---|---|---|---|---|---|
| 46 | R3-3 | 2 ½" | 135 | 135 | 96.5 | 110 |
| 67 | R4-4 | 2 ½" | 105 | 183.5 | 97.5 | 112 |
| 67 | R4-3 | 2 ½" | 105 | 183.5 | 146.7 | 160 |

## 21 MASTER PRV STATION - WITH EXCESSIVE PRESSURE SAFETY VALVE (XPSV)
SCALE: N.T.S.

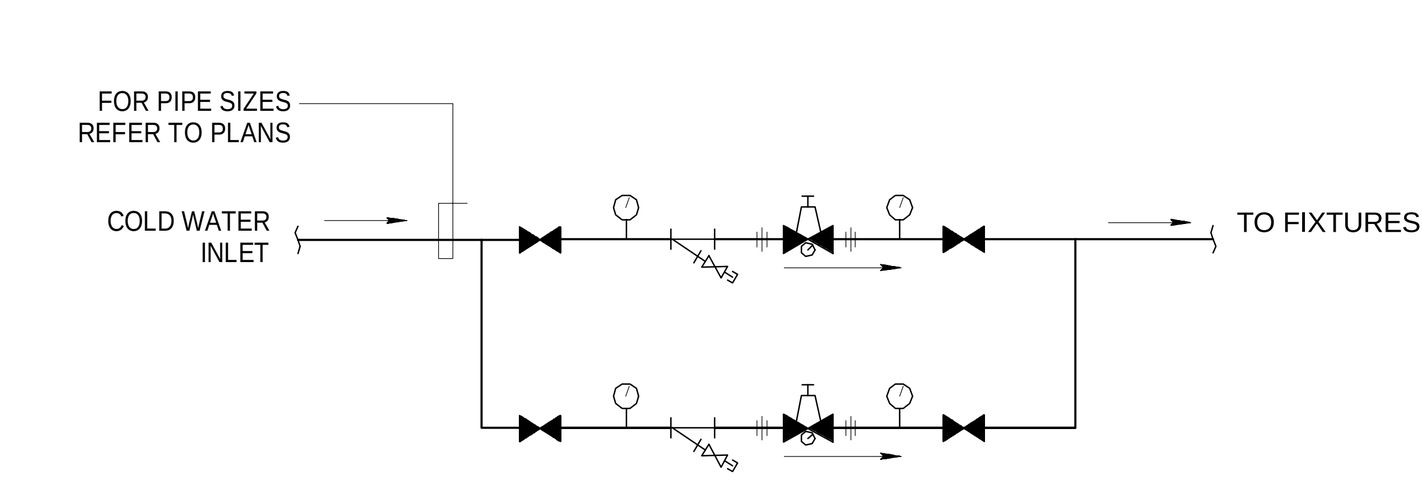


LEGEND
1. PRESSURE REDUCING VALVE, CAL-VAL 90G-01ASKXHCSI 150# FLANGED, BRONZE BODY, SS TRIM, EPDM, 30-300 PSI
A. ISOLATION BALL VALVE, BRONZE BODY, FULL PORTED
B. Y STRAINER, 800# FNPT, SS BODY, PERF SS STRAINER
C. PRESSURE GAUGE, 4" SS GLYCERIN FILLED CASE 0-300 PSI

| FLOOR LOCATION | ZONE # | PRV SIZE | GPM | INLET PSI | PRV 1 SETPOINT |
|---|---|---|---|---|---|
| 7 | A1-2 | 2 ½" | 110 | 80 | 65 |
| 12 | R1-2 | 3" | 225 | 96.4 | 88.4 |
| 27 | R2-2 | 3" | 170 | 110.2 | 95.5 |
| 46 | R3-2 | 2 ½" | 95 | 135 | 124.1 |
| 90 | R4-2 | 2" | 75 | 158.0 | 38.0 |

## 22 MASTER PRV STATION - WITHOUT EXCESSIVE PRESSURE SAFETY VALVE (XPSV)
SCALE: N.T.S.

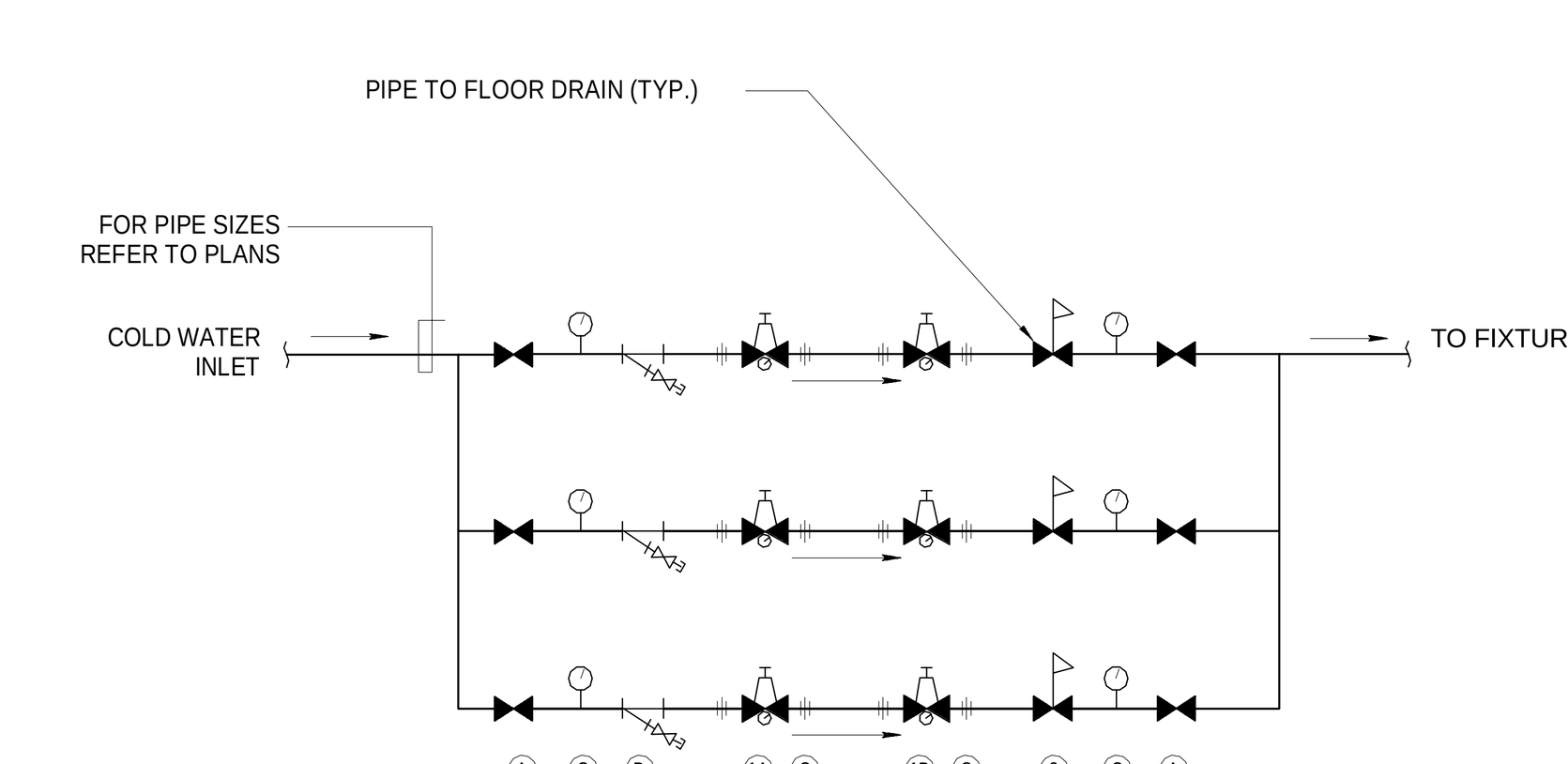


LEGEND
1. PRESSURE REDUCING VALVE, JRG No. 1318KXHCSI 300 LB MNPT, BRONZE BODY, SS TRIM, EPDM, 28-85 PSI
2. EXCESS PRESSURE SAFETY VALVE, CLA-VAL 50G-33KXHCSI 300 LB FNPT, BRONZE BODY & TRIM, EPDM, 20-200 PSI
A. ISOLATION BALL VALVE, BRONZE BODY, FULL PORTED
B. Y STRAINER, 800# FNPT, SS BODY, PERF SS STRAINER
C. PRESSURE GAUGE, 4" SS GLYCERIN FILLED CASE 0-300 PSI

| FLOOR LOCATION | ZONE # | PRV SIZE | GPM | INLET PSI | PRV 1A SETPOINT | PRV 1B SETPOINT | XPSV SETPOINT |
|---|---|---|---|---|---|---|---|
| 27 | R1-1 | 2 ½" | 180 | 110.2 | 70 | 35.2 | 50 |
| 46 | R2-1 | 2 ½" | 180 | 135 | 70 | 35.2 | 50 |
| 67 | R3-1 | 2 ½" | 120 | 183.5 | 75 | 42.5 | 50 |

## 23 MASTER PRV STATION - TWO STAGE REDUCTION
SCALE: N.T.S.



KEY PLAN:

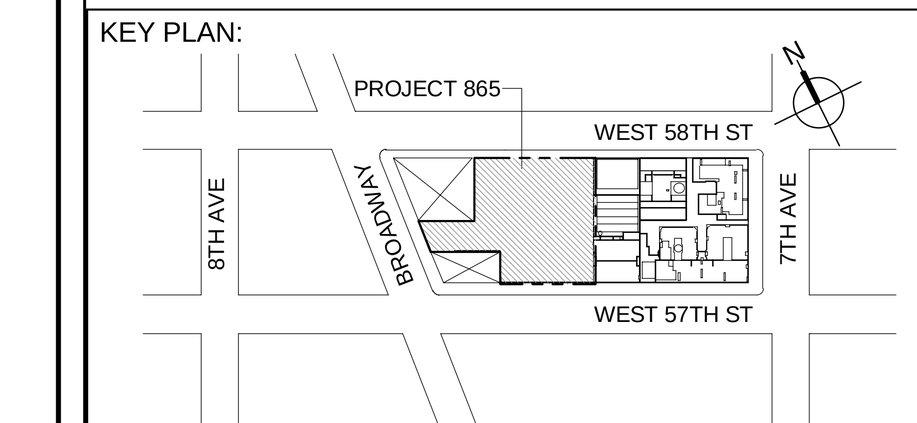


PROJECT NORTH

TRUE NORTH

DEVELOPER:
**EXTELL DEVELOPMENT COMPANY**
805 THIRD AVENUE, 7TH FLOOR
New York, NY 10022 USA
TEL: 212 712 6000 FAX: 212 712 6100

DESIGN ARCHITECT: Base Building Shell & Core
**ADRIAN SMITH + GORDON GILL ARCHITECTURE**
111 WEST MONROE STREET SUITE 2300
CHICAGO IL 60603
TEL: 312 920 1888 FAX: 312 920 1775

INTERIOR DESIGNER: Residential
**Rottet Architecture and Design Studio, PLLC**
298 Fifth Ave, 7th Floor
New York, NY 10001
TEL: 646 998 7000 FAX:

ARCHITECT OF RECORD:Base Building Shell, Core, & Residential
**AAI ARCHITECTS, P.C.**
401 Wellington St. W., 3rd Floor
Toronto, ON M5V 1E7 Canada
TEL: 416 967 1500 FAX: 416 967 7150

STRUCTURAL ENGINEERS:
**WSP CANTOR SEINUK**
228 EAST 45th Street
New York, NY 10017 USA
TEL: 212 687 9888 FAX: 646 487 5501

MEP ENGINEERS:
**AKF GROUP**
One Liberty Plaza, 165 Broadway, 22nd Floor
New York, NY 10006 USA
TEL: 212 354 5656 FAX: 212 354 5668

GEOTECHNICAL ENGINEERS:
**Langan Engineering & Environmental Services**
21 Penn Plaza - 360 West 31st Street, 8th Floor
New York, NY 10001-2727
TEL: 212 479 5400 FAX: 212 479 5444

CODE CONSULTANTS:
**Construction Consulting Associates**
100 Church Street
New York, NY 10007
TEL: 212 385 1818 FAX: 212 385 1911

CURTAINWALL CONSULTANT:
**AJLP Consulting**
40 Worth Street. Suite 826
New York, NY 10013
TEL: 212 757 5659 FAX: 646 219 8508

LANDMARK/PRESERVATION CONSULTANT:
**Jan Hird Pokorny Associates, Inc.**
39 West 37th Street, 12A
New York, NY 10018
TEL: 212 759 6462 FAX: 212 759 6540

| No. | DESCRIPTION | DATE |
|---|---|---|
| 1 | ISSUED FOR SCHEMATIC DESIGN | 04 APR 2014 |
| 2 | ISSUED FOR DESIGN DEVELOPMENT | 01 JUL 2014 |
| 3 | ISSUED FOR DESIGN DEVELOPMENT | 31 JUL 2014 |
| 4 | CD PROGRESS ISSUE 1 | 15 OCT 2014 |
| 5 | ISSUED FOR BID - PLUMBING | 15 OCT 2014 |
| 6 | DOB SUBMISSION | 19 DEC 2014 |
| 7 | CD PROGRESS ISSUE 3 | 09 MAR 2015 |
| 8 | CD PROGRESS ISSUE 5 | 10 AUG 2015 |
| 9 | DOB AMENDMENT 2 | 18 SEP 2015 |
| 10 | CD PROGRESS ISSUE 6 | 02 NOV 2015 |
| 11 | CD PROGRESS ISSUE 7 | 29 JAN 2016 |
| 12 | CD PROGRESS ISSUE 8 - GMP SET | 18 MAR 2016 |
| 13 | DOB AMENDMENT 3 | 03 OCT 2016 |

0 4'-0" 8'-0" 16'-0"

Discrepancies must be reported immediately to the Architect before proceeding. Only figured dimensions are to be used. Contractors must check all dimensions on site. This drawing is protected by copyright.

ALL DIMENSIONS ARE SHOWN IN IMPERIAL.

CONSULTANT:
AKF
ONE LIBERTY PLAZA, 165 BROADWAY, 22nd FLOOR
NEW YORK, NY 10006
T: 212.354.5656 F: 212.354.5668
Arlington / Boston / Mexico City / Minneapolis / New York
Philadelphia / Princeton / Puebla / Rochester / Stamford

PROJECT:
**217 WEST 57TH STREET**
NEW YORK, NY

DRAWING TITLE:
PLUMBING
DETAILS

SEAL & SIGNATURE:




DATE: 04/04/14
PROJECT No: Y130747-000
DRAWN: JRD
CHK: JRD
SCALE: 1/8" = 1'-0"
REV: 13
DWG No:
**P-501.02**
DOB PAGE No: 100 of 100

DOB EMPLOYEE STAMP:
DOB B-SCAN:

FILE NAME: C:\Revit Local Files\Y130747-000-AKF-865_MEP15-CENTRAL_sblancha.rvt
PLOT DATE: 10/19/2016 5:53:36 PM